



A Textron Company

Distribution A: Approved for Public Release IAW DOD Letter 14-S-0298

ALERT SERVICE BULLETIN

UH-1H-13-11
4 November 2013

MODEL AFFECTED: UH-1H

SUBJECT: ASSIGNMENT OF A 3,300 HOUR RETIREMENT LIFE AND RE-IDENTIFICATION OF ELEVATOR ASSEMBLIES P/N 205-030-856-157 AND -159 INSTALLED ON THE UH-1H HELICOPTER

HELICOPTERS AFFECTED: UH-1H helicopters which are non-type certificated and owned and operated by other than an Armed Service of the United States with Elevator Assemblies P/N 205-030-856-157 and -159 installed.

COMPLIANCE: PART I and PART II: Within the next 50 flight hours but not later than 6 months after receipt of this ASB.

DESCRIPTION:

Review of UH-1H fatigue and flight spectrum data has determined a retirement life of 3,300 hours is necessary for P/N 205-030-856-157/-159 Elevator Assemblies when installed on the UH-1H helicopter.

Use of P/N 205-030-856-157/-159 Elevator Assemblies on the UH-1H was authorized under the conditions and instructions contained in Special Use (SU) Technical Bulletin (TB) SU-06-05 dated 20 November 2006 and in Revision A, dated 27 October 2007.

With assignment of a retirement life, all P/N 205-030-856-157/-159 elevators installed on UH-1H helicopters, as described in the **HELICOPTERS AFFECTED** block above, which do not exceed 3,300 flight hours, must be re-identified to new part numbers 205-030-856-169 and -171.

Revision B to TB SU-06-05 addresses the new authorized part numbers reflected in the **ACCOMPLISHMENT INSTRUCTIONS** of this Alert Service Bulletin.

Applicability of this bulletin to any spare part shall be determined prior to its installation on an affected aircraft.

APPROVAL:

Bell Helicopter does not authorize use of this bulletin to obtain approval from any civil regulatory authority for installation of the P/N 205-030-856-157/-159/-169/-171 Elevator Assemblies on any type certificated UH-1 helicopter.

The engineering design aspects of this bulletin are Bell Helicopter Engineering approved.

CONTACT INFO:

For any questions regarding this bulletin, please contact:

Bell Helicopter Product Support Engineering - Medium Military Helicopters
Tel: 817-280-3548 / mts-medium@bh.com

MANPOWER:

Approximately 4.0 man-hours are required to complete this bulletin if elevator replacement is required. This estimate is based on hands-on time, and may vary with personnel and facilities available.

WARRANTY:

There is no warranty credit applicable for parts or labor associated with this bulletin.

MATERIAL:

-NOTE-

The required and consumable materials noted are those required for PART II only. Materials for PART I are not listed as they will vary depending on desired configuration.

Required Material:

The following material is required for the accomplishment of this bulletin and may be obtained through your Bell Helicopter Textron Supply Center.

<u>Part Number</u>	<u>Nomenclature</u>	<u>Qty</u>
MS27253-1	Plate, ID	AR

Refer to ASB 205-84-21 for additional required materials. See Accomplishment Instructions.

Consumable Material:

The following material is required to accomplish this bulletin, but may not require ordering, depending on the operator's consumable material stock levels. This material may be obtained through your Bell Helicopter Textron Supply Center.

<u>Part Number</u>	<u>Nomenclature</u>	<u>Qty</u>	<u>Reference *</u>
MIL-PRF-23377, TY I	Primer Kit	AR	C-204
MS20470AD3-3	Rivet	AR	

* C-XXX numbers refer to the consumables list in BHT-ALL-SPM Standard Practices Manual

SPECIAL TOOLS:

None required.

WEIGHT AND BALANCE:

Not affected.

ELECTRICAL LOAD DATA:

Not affected.

REFERENCES:

TM 55-1520-210-23-1 AVUM & AVIM Maintenance Instructions
TM 55-1520-210-23P-1 AVUM & AVIM Repair Parts and Special Tools List
DMWR 55-1520-210 Aircraft Depot Maintenance Work Requirement
Alert Service Bulletin 205-84-21
Technical Bulletin SU-06-05, Rev B

PUBLICATIONS AFFECTED:

TM 55-1520-210-23-1 AVUM & AVIM Maintenance Instructions
TM 55-1520-210-23P-1 AVUM & AVIM Repair Parts and Special Tools List
DMWR 55-1520-210 Aircraft Depot Maintenance Work Requirement

ACCOMPLISHMENT INSTRUCTIONS:

Part I:

1. Review all pertinent helicopter/component records for each P/N 205-030-856-157/

-159 elevator assembly to determine the retirement life being tracked.

2. If 3,600 hours or an unlimited retirement life is being tracked for the P/N 205-030-856-157/-159 elevator assemblies, determine the current total time of each affected elevator using helicopter or component records.
 - a. P/N 205-030-856-157/-159 elevator assemblies with a current total time in excess of 3,300 hours, or whose total flight time cannot be determined, must be removed from service within the next 50 flight hours, but not later than 6 months, following receipt of this ASB. Once removed, these elevators are non-airworthy.
 - b. P/N 205-030-856-157/-159 elevator assemblies whose current total time can be documented as less than 3,300 hours may be retained in service after complying with Part II of this ASB.
3. If elevators must be replaced, refer to Technical Bulletin SU-06-05, Revision B, for helicopter eligibility, parts required, and installation instructions for new alternate part number elevator assemblies.

PART II:

1. Re-identify existing P/N 205-030-856-157/-159 elevator assemblies whose total flight time is less than 3,300 hours.
2. P/N 205-030-856-157 elevators will be re-identified as P/N 205-030-856-169.
3. P/N 205-030-856-159 elevators will be re-identified as P/N 205-030-856-171.
4. Re-identify elevators as follows:

CAUTION

DO NOT REMOVE THE EXISTING MANUFACTURER'S DATA PLATE.

- a. Use a vibrating stylus, place a single scribed line through the entire existing part number on the manufacturer's data plate. **DO NOT OBLITERATE THE PART NUMBER AND DO NOT CHANGE OR ALTER THE SERIAL NUMBER.**
- b. Populate a P/N MS27253-1 modification plate as shown in Figure 1. Existing P/N 205-030-856-157/-159 elevator serial numbers shall not be changed or altered.
- c. Install the modification plate on the appropriate elevator assembly as shown in Figure 2. **Do not remove the existing manufacturer's data plate.**

- 1) Locate the modification plate and back drill four fastener holes in the elevator tab. Use care to not bend the tab.
 - 2) Remove the modification plate and deburr holes in the elevator tab.
 - 3) Install each modification plate with four (4) MS20470AD3-3 rivets. Install fasteners with wet primer. Remove excess primer.
 - 4) Touch up primer and paint on the elevator tab as required.
- d. For each elevator modified, create a new historical record card (HRC) using:
- (1) The new part number, original elevator assembly serial number from the manufacturer's data plate, elevator total flight hours from the original HRC, and indicate the retirement life as 3,300 hours.
 - (2) Note elevator has been modified in accordance with this ASB.
 - (3) Update all other helicopter records as required.

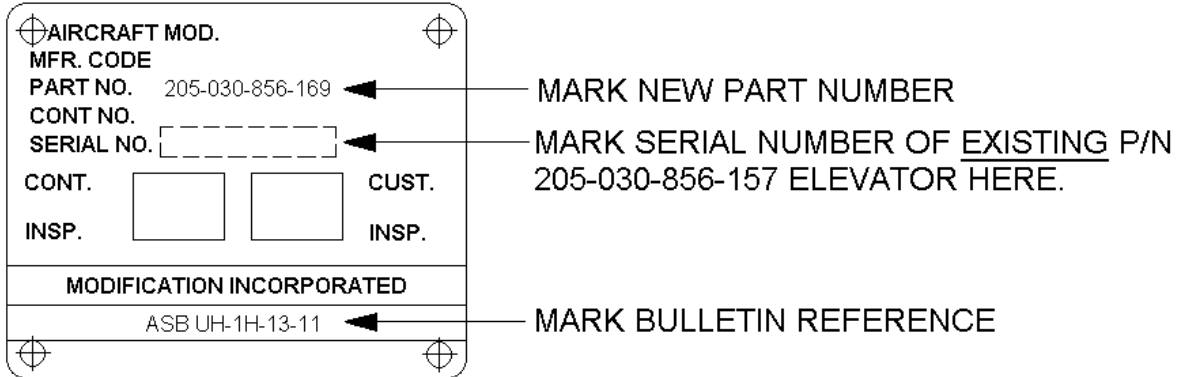
-NOTE-

The elevator and horn assembly part numbers noted in ASB 205-84-21 are not authorized for use on the UH-1H.

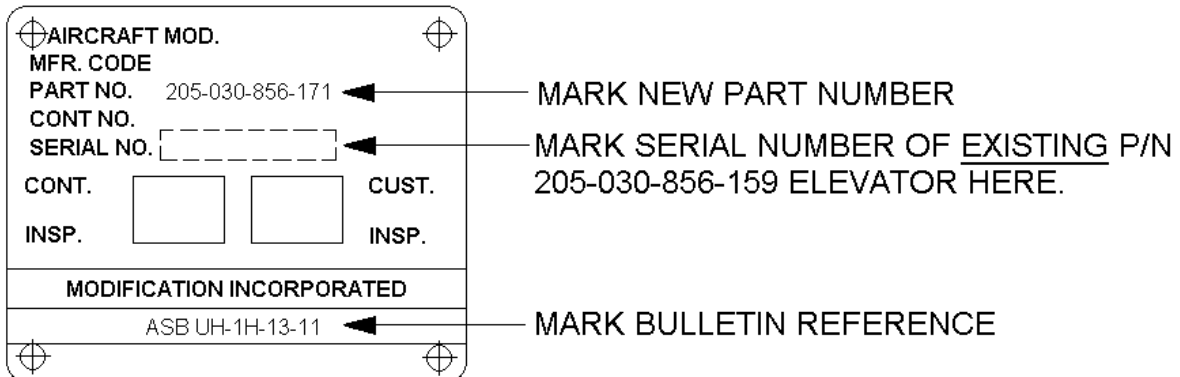
5. If not previously accomplished, install the elevator to horn safety bolts as detailed in ASB 205-84-21, Accomplishment Instructions, prior to return to service.
6. Make an entry in helicopter historical service records indicating compliance with this Alert Service Bulletin.
7. Refer to TB SU-06-05, Rev B, for maintenance and repair of elevator assembly.

NOTE: MARK MS27253-1 MODIFICATION PLATE USING IMPRESSION STAMP, DOT PEEN, OR VIBROSCRIBE ONLY.

FOR P/N 205-030-856-157 ELEVATORS

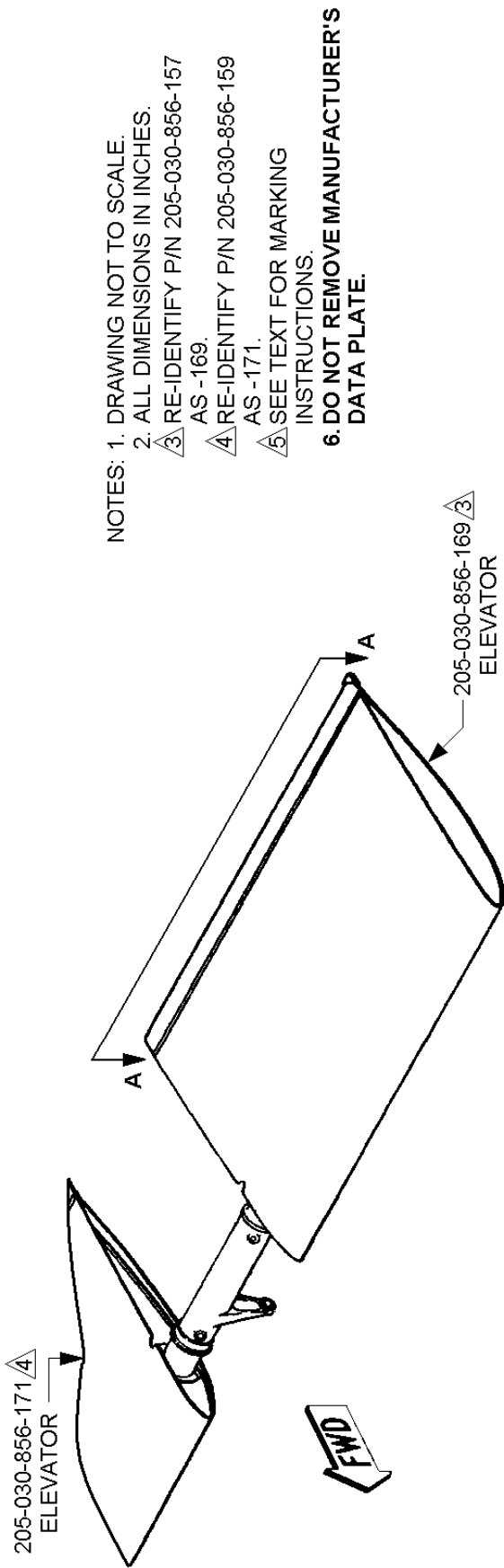


FOR P/N 205-030-856-159 ELEVATORS

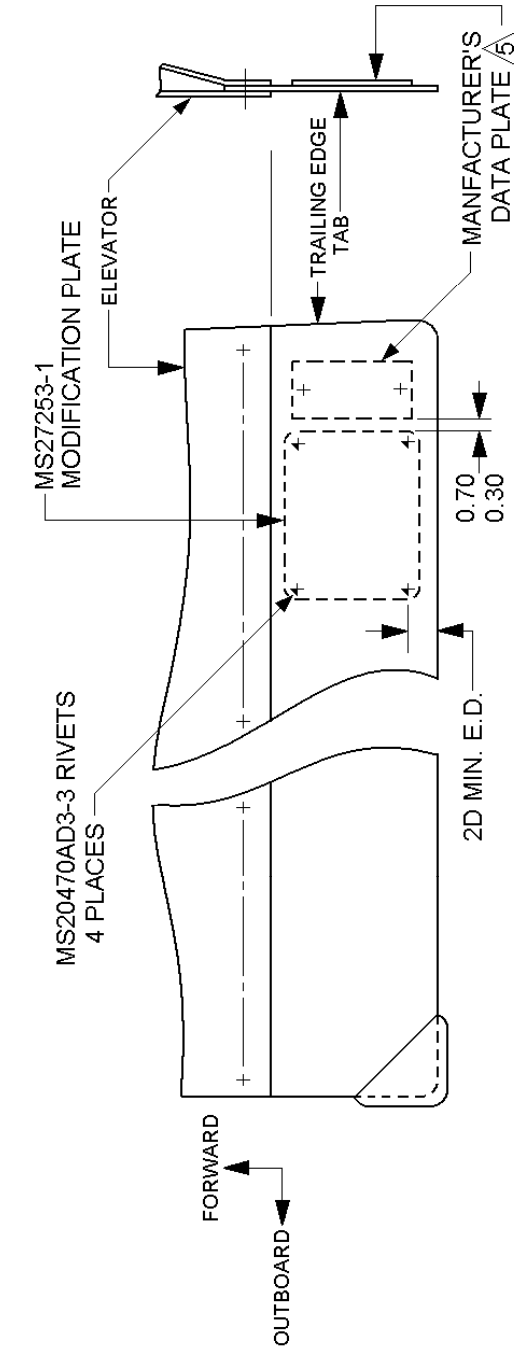


MODIFICATION PLATE FABRICATION

FIGURE 1



- NOTES: 1. DRAWING NOT TO SCALE.
 2. ALL DIMENSIONS IN INCHES.
 3. RE-IDENTIFY P/N 205-030-856-157 AS -169.
 4. RE-IDENTIFY P/N 205-030-856-159 AS -171.
 5. SEE TEXT FOR MARKING INSTRUCTIONS.
 6. DO NOT REMOVE MANUFACTURER'S DATA PLATE.



VIEW A - A
 VIEW LOOKING DOWN ON TOP OF LH ELEVATOR
 (RH ELEVATOR OPPOSITE)

FIGURE 2