

TO 1H-1(U)F-4

TECHNICAL MANUAL
ILLUSTRATED PARTS
ASSEMBLY

TO 1H-1(U)F-4

LIST OF EFFECTIVE PAGES (Cont)

Page No.	* Change No.	Page No.	* Change No.	Page No.	* Change No.
2-250	0	2-414 Blank	0	2-685	5
2-251	5	2-415	5	2-686 - 2-692	0
2-252 Blank	0	2-416 - 2-419	0	2-693	12
2-253 - 2-275	0	2-420	5	2-694 Blank	0
2-276 - 2-277	16	2-421 - 2-426	0	2-695	0
2-278 - 2-287	0	2-427	5	2-696	8
2-288	3	2-428	0	2-697	12
2-289 - 2-292	0	2-429 - 2-447	0	2-698 - 2-700	0
2-293	1	2-448 - 2-449	4	2-701	18
2-294 Blank	1	2-450 - 2-475	0	2-702 Blank	0
2-295	1	2-476 - 2-477	4	2-703 - 2-707	0
2-296	0	2-478 - 2-492	0	2-708	2
2-297	15	2-493	2	2-709 - 2-710	0
2-298	0	2-494 Blank	0	2-711	2
2-299	8	2-495 - 2-526	0	2-712 - 2-727	0
2-300 - 2-311	0	2-527	7	2-728	8
2-312	8	2-528 Blank	0	2-728A - 2-728B Added	8
2-313 - 2-314	0	2-529 - 2-543	0	2-729 - 2-731	0
2-315	8	2-544 - 2-545	17	2-732 - 2-733	6
2-316	0	2-546 Blank	0	2-734 - 2-736	14
2-317	1	2-547 - 2-550	0	2-736A - 2-736D	14
2-318 Blank	1	2-551	17	2-737	2
2-319	1	2-552 - 2-560	0	2-738 - 2-739	0
2-320	0	2-561	10	2-740 - 2-741	6
2-321	15	2-562 Blank	0	2-742	0
2-322 - 2-331	0	2-563 - 2-574	0	2-743	6
2-332 - 2-333	13	2-575	8	2-744 - 2-757	0
2-334 Blank	0	2-576 - 2-588	0	2-758	11
2-335 - 2-348	0	2-589	5	2-758A - 2-758B	11
2-349 - 2-350	6	2-590	4	2-759	0
2-351 - 2-356	0	2-591 - 2-592	0	2-760	6
2-357	20	2-593	4	2-761	3
2-358	0	2-594 - 2-610	0	2-762 Blank	0
2-359	20	2-611	16	2-763	6
2-360	0	2-612 - 2-628	0	2-764 - 2-784	0
2-361	5	2-629	11	2-785	6
2-362 Blank	0	2-630 Blank	0	2-786 - 2-795	0
2-363 - 2-367	0	2-631	0	2-796 Blank	0
2-368	2	2-632	5	3-1	0
2-369 - 2-370	4	2-633	11	3-2	14
2-371	7	2-634 Blank	0	3-3	16
2-372 - 2-390	0	2-635	5	3-4	14
2-391 - 2-392	7	2-636 - 2-648	0	3-5	6
2-392A Added	7	2-649	17	3-6 - 3-7	16
2-392B Blank Added	7	2-650 Blank	0	3-8	17
2-393 - 2-396	0	2-651 - 2-662	0	3-9	4
2-397	6	2-663	3	3-10	1
2-398 - 2-406	0	2-664 Blank	0	3-11	6
2-407	6	2-665 - 2-680	0	3-12 - 3-13	7
2-408 - 2-412	0	2-681	2	3-14	14
2-413	6	2-682 - 2-684	0	3-14A Added	7

* Zero in this column indicates an original page.

LIST OF EFFECTIVE PAGES (Cont)

Page No.	* Change No.	Page No.	* Change No.	Page No.	* Change No.
3-14B Blank Added	7	3-65 - 3-66	17		
3-15	17	3-66A	17		
3-16	16	3-66B Blank Added	2		
3-16A Added	5	3-67 - 3-68	16		
3-16B Blank Added	5	3-68A	14		
3-17	16	3-68B Blank	14		
3-18	4	3-69	16		
3-19	2	3-70	14		
3-20	7	3-71	1		
3-21	2	3-72	16		
3-22	4	3-72A	7		
3-23	2	3-72B Blank Added	5		
3-24 - 3-27	14	3-73	16		
3-28	16	3-74	9		
3-29 - 3-30	17	3-75 - 3-76	18		
3-30A	17	3-77 - 3-78	2		
3-30B Blank	17	3-79	11		
3-31 - 3-32	14	3-80	7		
3-32A	6	3-81 - 3-82	20		
3-32B Blank Added	2	3-82A Added	6		
3-33 - 3-34	16	3-82B Blank Added	6		
3-35	14	3-83	7		
3-36	7	3-84	13		
3-36A Added	5	3-85	12		
3-36B Blank Added	5	3-86	7		
3-37 - 3-38	4	3-87	8		
3-39	6	3-88	17		
3-40	16	3-89 - 3-90	8		
3-41	17	3-90A	8		
3-42	1	3-90B Blank Added	5		
3-43	4	3-91	8		
3-44	14	3-92	4		
3-45	7	3-93	1		
3-46	16	3-94	7		
3-46A Added	5	3-95	17		
3-46B Blank Added	5	3-96	15		
3-47 - 3-48	8	3-97 - 3-99	1		
3-49 - 3-50	7	3-100	19		
3-51	4	3-100A	7		
3-52	7	3-100B Blank Added	5		
3-53 - 3-54	14	3-101	16		
3-54A	17	3-102 - 3-103	14		
3-54B Blank Added	5	3-104	17		
3-55	17	3-104A	14		
3-56 - 3-57	16	3-104B Blank	14		
3-58 - 3-59	7	3-105 - 3-106	16		
3-60	4	3-107	8		
3-61	16	3-108	11		
3-62	17				
3-63	20				
3-64	16				

* Zero in this column indicates an original page.

TABLE OF CONTENTS

SECTION	PAGE	SECTION	PAGE
SECTION 1 — INTRODUCTION	1-1	POWER PLANT SYSTEM (Cont)	
Introduction	1-2	Strut and Firewall Assemblies	2-62
How to Use This Manual	1-24	Fairing Assembly and Electrical Installation	2-66
		Navigational Light Assembly	2-70
		Control Panel Installation, Overhead Console	2-72
		Power Supply, Anti-Collision Strobe Lights	2-74
SECTION II — GROUP ASSEMBLY....		Cable Routing, Anti-Collision Strobe Lights	2-76
PARTS LIST	2-1	Anti-Collision Strobe Light Assembly ...	2-78
Exploded View of UH-1F Helicopter	2-3	Valve Installation	2-80
		Drive Shaft Assembly, Engine	2-82
MAIN ROTOR AND TRANSMISSION		Pillow Block Assembly	2-82B
Drive Shaft and Pylon Installation, Tail Rotor	2-4	Engine Assembly, Forward Left-Hand Section	2-84
Pylon Assembly, Upper Section	2-6	Drum and Cable Assembly	2-88
Hub and Blade Assembly	2-8	Engine Assembly, Forward Right-Hand Section	2-90
Main Rotor Hub Assembly	2-10	Engine Assembly, Aft Left-Hand Section	2-94
Main Rotor Hub Assembly, Inboard Section	2-14	Engine Assembly, Aft Right-Hand Section	2-98
Container Assembly, Main Rotor Blade .	2-16	Engine Assembly, Aft Section, Standpipe	2-100
Container Assembly, Main Rotor Hub ...	2-18	Detection System Installation Fire	2-102
Pylon Assembly, Lower Section	2-20	Electrical Installation, Power Plant	2-104
Mast Assembly	2-24		
Electrical Installation, Pylon	2-26	AFT SECTION AND TAIL ROTOR DRIVE	
POWER PLANT SYSTEM		Section Assembly, Helicopter Aft	2-108
Cowl Installation, Forward Left-Hand	2-28	Tail Rotor Assembly	2-110
Engine Air Filter Left-Hand and Right-Hand	2-32	Tail Rotor and Balance Arm Installation	2-114
Frame Assembly, Cowl Left-Hand	2-34	Hub Assembly, Tail Rotor	2-116
Markings Installation, Cowling	2-36	Quill Assembly, Tail Rotor	2-118
Latch Assembly, Cowl Left-Hand	2-38	Drive Shaft Installation	2-120
Frame Assembly, Cowl Right-Hand	2-40	Quill Assembly, 42° Gearbox	2-124
Latch Assembly, Cowl Right-Hand	2-44	Quill Assembly, 90° Gearbox	2-126
Cowl Assembly, Right-Hand	2-46	Hanger Assembly, Tail Rotor Driveshaft	2-128
Screen and Baffle Assembly	2-50	Tail Rotor Control, Aft Cable Installation	2-130
Cowl and Door Assemblies, Left-Hand and Right-Hand	2-52	Tail Rotor Control, Aft Cable Installation, Aft Section	2-134
Bellmouth and Firewall Assemblies	2-54	Control Installation, Synchronized Elevator Aft	2-138
Fireshield Assembly	2-56	Elevator Installation	2-142
Firewall and Beam Assemblies	2-58	Electrical Installation, Aft	2-144

SECTION	PAGE	SECTION	PAGE
AFT SECTION AND TAIL ROTOR DRIVE (Cont)		FORWARD SECTION — CONTROLS	
Communications Installation, Aft		Controls Installation, Tail Rotor,	
Section	2-148	Forward Section	2-254
Markings Installation, Aft	2-152	Controls Installation, Tail Rotor,	
Tail Boom Assembly, Compartment		Forward Section	2-258
Section	2-154	Adjuster Assembly	2-262
Tail Boom Assembly	2-158	Controls Installation, Tail Rotor	
		Forward - Aft Section	2-266
FURNISHINGS		Controls Installation, Tail Rotor	
Markings Installation, Forward	2-162	Forward — Aft Section	2-268
Markings Installation, Forward		Stick Assembly, Cyclic	2-272
Lower Section	2-166	Grip Assembly, Cyclic Stick	2-276
Seat Installation, Pilot, Copilot		Controls Installation, Fore and Aft	
and Forest Penetrator	2-168	and Lateral Cyclic	2-278
Seat Assembly	2-172	Controls Installation, Fore and Aft	
Seat Assembly, Troop	2-174	and Lateral Cyclic	2-282
Brace Assembly, Troop Seat	2-178	Lever Assembly, Mixing	2-286
Seat Installation, Passenger	2-180	Controls Installation, Lateral Cyclic	2-288
Seat Assembly,		Controls Installation, Fore and Aft	2-292
One Man	2-184	Cylinder Assembly, Cyclic	
Map Case, Ash Tray and Box		Flight Control	2-296
Installation	2-188	Dual Removable Control Installation	2-298
Shield Assembly, Glare	2-192	Control Installation, Collective	
Panel and Pedestal Installation	2-196	Pitch, Forward Section	2-300
Panel Assembly, Instrument		Jackshaft Installation, Collective	
Left-Hand Section	2-200	Pitch Control	2-304
Panel Assembly, Instrument,		Control Assembly	2-306
Left-Hand Section	2-204	Stick Assembly, Flight Control	
Panel Assembly, Instrument,		Switch Box Section	2-308
Center-Section	2-208	Stick Assembly, Flight Control,	
Panel Assembly, Instrument,		Housing Section	2-312
Right-Hand Section	2-212	Control Installation, Collective	
Panel Assembly, Instrument,		Pitch, Aft Section	2-316
Right-Hand Section	2-216	Cylinder Assembly, Collective	
Pedestal Assembly	2-220	Pitch Control	2-320
Piping Installation, Pitot	2-224	Dual Removable Control	
Piping Installation, Instrument		Installation (Drive Assembly)	2-322
Static System	2-228	Control Installation, Synchronized	
Filtered Engine Air Piping		Elevator Forward	2-324
Installation	2-230	Control Installation, Power Lever	2-328
Blanket Installation, Soundproofing	2-234	Control Installation, Power	
Wiper Installation	2-238	Lever, Engine Fuel	2-332
Mount Installation, Engine	2-242	Control Installation, Power Lever	2-336
Suspension Installation, Cargo	2-246	Rotor Brake Kit Installation	2-772
Suspension Assembly, Cargo	2-250	Cylinder Assembly, Master	2-776
Hoist Kit, Internal Rescue	2-712		
Actuator Installation	2-714	HYDRAULIC SYSTEM	
Internal Hoist Assembly	2-718	Hydraulic Installation, Flight	
Hook Assembly	2-722	Controls, Reservoir Section	2-340
Internal Hoist Assembly	2-724	Couplings, Hydraulic Reservoir	2-344
Rescue Hoist Cable Quick Splice			
Assembly	2-728		
Litter Installation	2-728B		

SECTION	PAGE	SECTION	PAGE
HYDRAULIC SYSTEM (Cont)			
Reservoir Assembly, Hydraulic		Aft Right-Hand Section	2-412
Flight Controls	2-346	Valve Assembly, Heating	
Hydraulic Installation, Flight		Selector	2-416
Controls, Forward Inboard		Hot Air Distribution Installation,	
Section	2-348	Forward Section	2-418
Valve, Solenoid Operated	2-352	Hot Air Distribution Installation,	
Hydraulic Installation, Flight		Forward Section	2-424
Controls, Forward Center		Valve Assembly, Heating,	
Section	2-354	Bleed Air	2-428
Hydraulic Installation, Pump PV3044-8 .	2-358	COMMUNICATIONS SYSTEMS	
Hydraulic Installation, Flight		Communications Installation,	
Controls, Aft Center Section	2-360	Aft Section	2-148
OIL SYSTEM			
Oil System Installation, Tank		Communications Installation,	
Section	2-364	Forward Section, Roof	2-430
Oil System Installation, Upper		Communications Installation,	
Tube Section	2-368	Forward Section	2-434
Oil System Installation, Center		Communications Installation,	
Tube Section	2-372	Forward Section	2-438
Oil System Installation, Lower		Communications Installation,	
Tube Section	2-376	Forward Section	2-440
Oil System Installation, Cooler		Communications Installation,	
Section	2-380	Forward Section	2-444
Turbine Fan Assembly	2-382	Communications Installation, Nose	2-448
FUEL SYSTEM			
Filter Assembly, Fuel	2-384	Communications Installation,	
Fuel System Installation,		Control Panel Section	2-450
Crashworthy	2-386	Communications Installation,	
Fuel System Installation,		Pedestal Junction Box and	
Crashworthy	2-390	Control Panel	2-454
Fuel System Installation,		Communications Installation,	
		Pedestal Junction Box and	
Fuel System Installation, Lower		Control Panel	2-458
Aft Section	2-392	Communications Installation,	
Crashworthy	3-394	Forward Section, Pedestal	
Lines Installation, Auxiliary		Junction Box and Control Panel	2-460
Fuel Tank	2-398	Communications Installation,	
Fuel Flow Monitoring System	2-768	Forward Section, Aft Cabin	
HOT AIR DISTRIBUTION SYSTEM			
Hot Air Distribution Installation,		Bulkhead to Tail Boom	2-464
Aft Left-Hand Section	2-402	Communications Installation,	
Hot Air Distribution Installation, Aft	2-408	Aft Cabin Bulkhead to Tail Boom	2-468
Hot Air Distribution Installation,		Communications Installation,	
		Forward Section	2-472
		Communications Installation,	
		Forward Section	2-476
		AN/APX-72 Cable Systems TH-1F	
		and UH-1F	2-478
		AN/APX-72 Cable System	
		TH-1F	2-480
		AN/APX-72	
		Cable System UH-1F	2-484

SECTION	PAGE	SECTION	PAGE
ELECTRICAL SYSTEM		ELECTRICAL SYSTEM (Cont)	
Electrical Installation, Pylon	2-26	Battery Relocation Kit	2-560
Electrical Installation, Power Plant	2-104	Electrical Installation, Forward, Lower Section	2-564
Electrical Installation, Aft	2-144	Electrical Installation, Forward, Lower Section	2-568
Electrical Installation, Forward Section, Roof	2-488	Electrical Installation, Forward, Section, Upper Aft	2-574
Electrical Installation, Forward Section, Roof	2-492	Electrical Installation, Forward, Section, Lower Aft Left-Hand	2-580
Overhead Console Installation, Aft Left-Hand	2-496	Electrical Installation, Forward Section, Lower Aft Left-Hand	2-582
Electrical Installation, Forward Section	2-500	Equipment Installation, electrical Upper Left-Hand Section	2-586
Panel Assembly, Overhead Console, Left-Hand	2-504	Equipment Installation, Electrical	2-590
Panel Assembly, Overhead Console, Left-Hand	2-508	Inverter Installation	2-594
Panel Assembly, Overhead Console, Left-Hand	2-510	Electrical Installation, Forward Section, Lower Aft Right-Hand	2-598
Panel Assembly, Overhead Console Forward Left-Hand	2-512	Electrical Installation, Forward Section, Lower Aft Right-Hand	2-602
Panel Assembly, Overhead Console, Left-Hand	2-514		
Panel Assembly, Overhead Console, Aft Section Right-Hand	2-516	FORWARD SECTION — STRUCTURE	
Panel Assembly, Overhead Console, Forward Right-Hand	2-520	Markings Installation, Forward	2-162
Panel Assembly, Overhead Console, Forward Right-Hand	2-524	Markings Installation, Forward Lower Section	2-166
Panel Assembly, Aft Dome Light Control	2-526	Mount Installation, Engine	2-292
Electrical Installation, Forward Section, Nose Compartment Upper	2-530	Door Installation, Nose	2-604
Electrical Installation, Forward Section	2-534	Nose Installation, Cabin	2-608
Hydraulic Boost and Engine Pedestal Control Panel Assemblies	2-538	Nose Assembly, Cabin	2-612
Electrical Installation, Forward Section, Nose Compartment	2-542		
Electrical Installation, Forward Section	2-548	Windshield Installation, Cabin Left-Hand and Right-Hand	2-616
Equipment Installation Electrical, Nose Compartment Upper	2-552	Door Assembly, Crew, Left-Hand and Right-Hand	2-618
Equipment Installation, Nose Compartment Electrical	2-556	Latch Installation, Crew Door Left-Hand and Right-Hand	2-622
		Door Assembly, Crew Window Assembly, Left-Hand and Right-Hand	2-626
		Post Installation, Door Left-Hand and Right-Hand	2-628
		Post Installation, Door Left-Hand and Right-Hand	2-632
		Cable Installation, Striker Ejection, Left-hand and Right-Hand	2-636
		Roof Installation, Cabin	2-638
		Roof Assembly, Cabin	2-642

SECTION	PAGE	SECTION	PAGE
FORWARD SECTION — STRUCTURE (Cont)		LOOSE EQUIPMENT (Cont)	
Fuselage Assembly, Pylon Support, Cargo Door Stop, Baffle Assembly and Crew Door Post Splice	2-644	Ground Handling Gear	2-736
Door Assembly, Cargo, Left-Hand and Right-Hand	2-648	Pump Assembly, Ground Handling Gear	2-736B
Jettisonable Window, Cargo Door	2-652	Kit Installation, Ground Handling Gear, Air Transportability	2-736
Latch Installation, Cargo Door Left-Hand and Right-Hand	2-654	Ground Handling Kit	2-738
Fuselage Assembly (Skin Installation Left-Hand and Right-Hand)	2-656	Wheel, Landing Gear	2-740
Fuselage Assembly (Beam and Floor)	2-662	Wheel Assembly	2-742
Fuselage Assembly (Floor Installation Left-Hand and Right-Hand)	2-666	Loose Equipment, Installed	2-744
Fuselage Assembly (Bulkhead Installation)	2-670	SPECIAL TOOLS AND GROUND SUPPORT EQUIPMENT	
Fuselage Assembly (Bulkhead Deck and Track Installation)	2-674	Aircraft Special Tools and Ground Support Equipment	2-746
Fuselage Assembly (Skin Installation Center)	2-678	Tube Assembly, Maintenance Hoist	2-750
Fuselage Assembly (Floor Installation, Center)	2-680	Special Tools and Ground Support Equipment Winch Assembly, Maintenance Hoist	2-754
Fuselage Assembly (Bulkhead Installation)	2-682	Transmission Assembly Special Tools and Ground Support Equipment	2-756
Fuselage Assembly (Panel, Door and Drain Installation)	2-686	Engine and Transmission Special Tools and Ground Support Equipment	2-758
Fuselage Assembly (Bulkhead Installation)	2-690	Main Rotor System Special Tools and Ground Support Equipment	2-760
Fuselage Assembly (Support and Beam)	2-692	Main Rotor System Special Tools and Ground Support Equipment	2-764
Fuselage Assembly (Support Installation)	2-696	Scissors and Sleeve Special Tools and Ground Support Equipment	2-766
Fuselage Assembly (Cable and Baggage Compart- ment Floor)	2-700	Tail Rotor Installation Special Tools and Ground Support Equipment	2-768
Fuselage Assembly (Door Assembly Equipment)	2-704	Flight Controls Special Tools	2-770
Landing Gear Assembly	2-708	Rotor Brake Kit Installation	2-772
LOOSE EQUIPMENT		Cylinder Assembly, Master	2-776
Loose Equipment, Packaged	2-730	Panel Locations, Baggage Compartment	2-780
Gear Assembly Ground Handling	2-732	Panel Assembly, Honeycomb	2-782
Heavy Duty Ground Handling Gear Assembly	2-734	Fuel Flow Monitoring System	2-786
Wheel Assembly, Heavy Duty			

SECTION	PAGE	SECTION	PAGE
CONTAINERS		III NUMERICAL INDEX	3-1
Container Assembly, Main		IV REFERENCE DESIGNATION	
Rotor Blade	2-16	INDEX	N/A
Container Assembly, Main Rotor			
Hub Assembly	2-18		

Illustrated
Parts Breakdown

**UH-1F
HELICOPTER**

**SECTION I
INTRODUCTION**

INTRODUCTION

GENERAL.

1.1 This Illustrated Parts Breakdown lists and describes the Repair Parts and Special Tools required for maintenance and overhaul of Utility Helicopter UH-1F, Serial Number 63-13141 through 63-13165, 64-15476 through 64-15501 and 65-7911 through 65-7965, and Trainer Helicopter, TH-1F, Serial Number 65-7962 and 66-1225 through 66-1250, manufactured by (97499) Bell Helicopter — Textron, Fort Worth, Texas.

2. ARRANGEMENT.

2.1 This publication is divided into three sections as follows:

Section I: Introduction.

Section II: Group Assembly Parts List — This section consists of an illustrated breakdown of all systems, assemblies and subassemblies which can be disassembled and replaced, together with related containers and Aerospace Ground Equipment. These parts are listed in disassembly sequence and indented to indicate relationship to the next higher assembly. These listings are divided into representative main groups or assemblies as indicated in the Table of Contents pages i through iii.

Section III: Numerical Index — The index is arranged in alpha-numerical order and lists all part numbers appearing in the text pages of Section II. Cross reference is made to Figure and Index Number, Quantity per Article, and Source, Maintenance and Recoverability Codes.

3. EXPLANATION OF COLUMNS.

3.1 The text page portion of Section II is arranged in columns as follows:

(A) Figure
and Index
Number —

The numbers in the first column of each text page are used to indicate the location of the item on the companion illustration. The number to the left of dash (—) is the figure number. The number to the right of the dash (—) is the index number and keys the text to the illustration. When a breakdown consists of both left and right-hand assemblies, only the left-hand parts are illustrated and indexed.

(B) Part
Number —

Three basically different part numbering systems are found in this column:

- (1) Design Activity Identification; e.g., 204-040-366-15, Bell Helicopter — Textron part numbers consist of three major groups suffixed with a dash number. The first group (204) indicates model application. The second group (040) is a universal code designating the system application. The third group (366) is a drawing serial number sequentially assigned. Bell Helicopter — Textron Aerospace Ground Equipment is identified by a six digit number prefixed with the letter "T", e.g., T101421. Miscellaneous vendor part numbers follow no particular numbering system.

EXPLANATION OF COLUMNS (Cont).

- (2) Government standard or military part numbers which begin with AN, AF, MS, NAS, etc.
- (3) Commercial parts which have no manufacturer's part number. The abbreviation COML is used to identify this type of item.
- (C) Description — This column furnishes the item name, a brief description when necessary and authorized abbreviations or dimensions when required to provide further identification as follows:
- (1) Oversize and undersize parts such as studs and bushings are listed immediately following the standard size part and in the same indenture. The degree of oversize or undersize is stated in the description. A quantity is not indicated.
- (2) Superseded items are indicated by the notation WHEN EXHAUSTED USE followed by the part number of the superseding item. The superseding item is noted USE (Superseded Part Number) UNTIL EXHAUSTED.
- (3) When the details of an assembly are shown on another text page, the description of the assembly is followed by a notation to indicate where the details can be located, e.g., SEE FIGURE 30 FOR BREAKDOWN.
- (4) The abbreviation (AP) after the description is used to define the attaching parts for a particular assembly, subassembly, or detail part. Attaching parts are always listed at the same indent as the item they attach, and immediately follow the parts or subassemblies they attach and precede any detail breakdown of a subassembly.
- (5) A five digit Federal Manufacturers Code is parenthetically noted following the description for all parts manufactured by subcontractors, excluding government and military standard parts. See paragraph 4.
- (D) Units Per Assembly — Quantities in this column are those required for one assembly only, including instances where similar assemblies are broken down together. When attaching parts are shown as attaching two or more items, the quantity of the attaching parts is that necessary to attach only one of the items. The following abbreviations are used in this column:
- AR — As required.
- REF — Reference — To indicate that an item is a duplication of a previously listed item and the required quantity is shown with the first listing.
- (E) Usable on Code — Letters in this column indicate the effectivity of the item. Lack of a code letter in the USABLE ON CODE column indicates that the part is used in all models or configurations of the end item covered by this Illustrated Parts Breakdown, unless application is limited by the next higher assembly. The code system differs for each list and an explanation is provided at the end of each parts list to which a code system has been assigned.

3.2 The Numerical Index, Section III, is columnized as follows:

- (A) Part Number — See paragraph 3.1 (B).
- (B) Figure and Index Number — See paragraph 3.1(A).
- (C) Quantity Per Article — The quantity per article indicated on the first line for a part number is the total quantity used in the helicopter. The quantity listed on each successive line for that part number is the quantity required at that location.
- (D) SMR CODE — Source, Maintenance and Recoverability Codes.

(1) SOURCE CODES

Source codes are assigned to support items to indicate the manner of acquiring support items for maintenance, repair, or overhaul of end items. Source codes are entered in the first and second positions of the Uniform SMR Code format as follows:

- PA Item procured and stocked for anticipated or known usage.
- PB Item procured and stocked for insurance purpose because essentiality dictates that a minimum quantity be available in the supply systems.
- PE Support equipment procured and stocked for initial issue or outfitting to specific maintenance repair activities.
- PG Item procured and stocked to provide for sustained support for the life of the equipment. It is applied to an item peculiar to the equipment which, because of probable discontinuance or shutdown of production facilities, would prove uneconomical to reproduce at a later time.
- KD An item of a depot overhaul/repair kit and not purchased separately. Depot kit defined as a kit that provides items required at the time of overhaul or repair.

- KF An item of a maintenance kit and not purchased separately. Maintenance kit defined as a kit that provides an item that can be replaced at organizational or intermediate levels of maintenance.
- KB Item included in both a depot overhaul/repair kit and a maintenance kit.
- MO Item to be manufactured or fabricated at organizational level.
- MF Item to be manufactured or fabricated at Intermediate Maintenance level.
- MD Item to be manufactured or fabricated at the depot maintenance level.
- AO Item to be assembled at organizational level.
- AF Item to be assembled at intermediate maintenance levels.
- AD Item to be assembled at depot maintenance level.
- XA Item is not procured or stocked because the requirements for the item will result in the replacement of the next higher assembly.
- XB Item is not procured or stocked. If not available through salvage, requisition.
- XC Installation drawing, diagram, instruction sheet, field source drawing, that is identified by manufacturer's part number.

(2) MAINTENANCE CODES

- S — No repair — No reclamation value.
- B — No repair — Recondition at user level.
- F — Field Level Maintenance.
- D — Limited Field Repairs, Depot Overhaul.
- L — Depot Level Maintenance only.

(3) RECOVERABILITY CODES

Recoverability codes are assigned to support items to indicate the disposition action on unserviceable

items. The recoverability code is entered in the fifth position of the Uniform SMR Code format as follows:

FEDERAL CODE	NAME AND ADDRESS OF MANUFACTURER
Z	Nonreparable item. When unserviceable, condemn and dispose at the level indicated in position 3.
O	Reparable item. When uneconomically reparable condemn and dispose at organizational level.
F	Reparable item. When uneconomically reparable, condemn and dispose at intermediate level.
D	Reparable item. When beyond lower level capability, return to depot. Condemnation and disposal not authorized below depot level.
L	Reparable item. Repair, condemnation and disposal not authorized below technology repair center level.
A	Item requires special handling or condemnation procedures because of specific reasons (i.e., precious metal content, high dollar value, critical material or hazardous material). Refer to appropriate manuals/directives for special instructions.
4. FEDERAL MANUFACTURER'S CODE	
4.1 The following listing provides a cross-reference in numerical sequence of the Federal Manufacturer's Code referenced in the description column of Section II.	
FEDERAL CODE	NAME AND ADDRESS OF MANUFACTURER
00286	Conair Incorporated, Glendale, CA 91209
00333	Uniroyal Inc. Engineered Systems Dept. Plastic Products Div. 312 N. Hill St Mishawaka, IN 46544 3069
00334	Humidial Sales Co. 465 Mt. Vernon Ave. Colton, CA 92324
00358	Van Dusen Aircraft Supplies Div. of Van Dusen Air Inc. 2801 E. 78th St Minneapolis, MN 55420
00462	Replaced By 82402
00481	ASCO Sintering Co. 3019 Vail Ave Commerce, CA 90040
00502	Replaced by 81982
00624	Aeroquip Corp. Aeroquip Aerospace Div. Jackson Plant 300 S. East Ave Jackson, MI 49203
00736	INCOM International Inc. Air-Maze Div. 25000 Miles Rd Cleveland, OH 44128
00779	AMP Inc., P.O. Box 3608 Harrisburg, PA 17105
00781	Cessna Aircraft Co. Aircraft Radio and Control Div. Rockaway Valley Rd P.O. Box 150 Boonton, NJ 07005
00870	Replaced By 99321
00912	Akron Brass Co. Div. of Premier Industrial Corp. 1450 Spruce St. Wooster, OH 44692
00021	Benbow MFG Corp. P.O. Box 236 Hawthorne, CA 90250
00160	Phillips Industrial Products Inc. 1800 East 30th St. Cleveland, OH 44114
00196	Instrument Motors, Stamford, CT 06904

FEDERAL CODE	NAME AND ADDRESS FOR MANUFACTURER	FEDERAL CODE	NAME AND ADDRESS FOR MANUFACTURER
01121	Allen-Bradley Co. 1201 South 2nd St. Milwaukee, WI 53204	01976	ACCO Industries Inc. Corporate Headquarters 101 Oak Dr Trumbull, CT 06611
01146	Harris Manufacturing Company, St. Louis, MO 63166	02288	Gould Inc. Distribution and Controls Div. 100 Relay Ry Plantsville, CT 06479
01139	General Electric Co. Silicone Products Business Dept. Waterford, NY 12188	02289	HI-G Co., Inc. Spring St, Rt. 75 Windsor Locks, CT 06096
01170	Bellofram Cor. Blanchard Rd. Burlington, MA 01803	02567	Replaced By 05844
01212	Federal-Mogul Corp Special Markets Replacement Sales 26555 Northwestern Hwy P.O. Box 1966 Detroit, MI 48235	02615	Nylok Fastener Corp 611 Industrial Ave P.O. Box 314 Paramux, NJ 07652
01295	Texas Instruments Inc. Semiconductor Group 13500 N. Central Expressway P.O. Box 225012 M/S 49 Dallas, TX 75265	02660	Bunker Ramo Corp. Amphenol North America Div. 2801 S 25th Ave. Broadview, IL 60153
01317	Fyr-Fyter Co., Inc. Newark, NJ	02697	Parker-Hannifin Corp. Seal Group O-Ring Div. 2360 Palumbo Dr. Lexington, KY 40509
01414	Aircraft Porous Media Inc. 30 Sea Cliff Ave. Glen Cove, NY 11542	02735	RCA Corp. Solid State Div. Rt. 202 Summerville, NJ 08876
01487	Missile Air Division of United States Chemical Mill Corp. Gardena, CA 90247	02758	Network Electronic Corp. U.S. Bearing Div. 9750 DeSoto Ave. Chatworth, CA 91311
01526	General Electric Co. Data Communication Products Dept. General Electric Dr. Waynesboro, VA 22980	02897	Knese Henry Inc. 22-44 119th St. College Point, NY 11356
01556	Mite Corporation Heli-Coil Products Div Shelter Rock Ln Danbury CT 06810	03038	Long-Lok Fastener Corp. An Inlex Co. 4101 Redwood Ave. Los Angeles, CA 90066
01943	Moeller Mfr Co., Inc. P.O. Box 1318 Greenville, MS 38701	03481	Goodrich B.F. Co. Engineered Products Group 500 S. Main St. Akron, OH 44318

FEDERAL CODE	NAME AND ADDRESS FOR MANUFACTURER	FEDERAL CODE	NAME AND ADDRESS FOR MANUFACTURER
03508	General Electric Co. Semi-Conductor Products Dept. W. Genesee St. Auburn, NY 13021	05690	Barker & Williamson, Inc. 10 Canal Street Bristol, PA 19007
03877	Incon Inc. Transatron Precision Connector Div. 316 Ash St. Reading, MA 01867	05844	Callins Industries Inc. East Broad St. P.O. Box C Greenfield, TN 38230 3675
03938	Armstrong Cork Co. W. Liberty and Charlotte S. Lancaster, PA 17604	06004	Bassick Div. Stewart-Warner Corp 960 Atlantic St. Bridgeport, CT 06602
04618	AMP Products Corp. Special Industries Div. P.O. Box 1776 Paoli, PA 19301	06090	Raychem Corp. 300 Constitution Drive Menlo Park, CA 94025
04732	Replaced by 81831	06550	Beebe Brothers Inc. 2724 Sixth Ave S P.O. Box 3643 Seattle, WA 98134 A 3536
05009	Replaced by 98291	06633	Replaced by 80070
05209	Ted Mfg Corp. 11415 Johnson Dr Shawnee Mission, KS 66203	06813	Novo Corp 733 Third Ave New York, NY 10017
05259	Container Research Corp. Hollow Road Glen Riddle, PA 19037	06840	Bendix Corp. The 02650 Civic Dr. Southfield, MI 48037
05469	Bearing Inc. 3634 Euclid P.O. Box 6925 Cleveland, OH 44101	07196	Western Gear Corp. 2600 E Imperial Hwy P.O. Box 182 Lynwood, CA 90262 E 3531
05624	Barber-Colman Co. 1700 Rock St Rockford, IL 61101	07368	Replaced by 03038
		07797	Rocker Solenoid Co. DBA Rocker Industries 1500 W. 240th St. Harbor City, CA 90710
		07835	Boehme, H.O., Inc. Plainview, Long Island, NY 11803
		07878	Aeronautical Systems Div. Wright-Patterson AFB, OH 45433
		07910	Replaced by 15818

FEDERAL CODE	NAME AND ADDRESS FOR MANUFACTURER	FEDERAL CODE	NAME AND ADDRESS FOR MANUFACTURER
07997	Spectra Industries Corp 405 Baily Rd Yeadon, PA 019650	10203	Wisco Products Inc. 109 Commercial St. Dayton, OH 45402
08018	Borg-Warner Corp 200 S Michigan Ave Chicago, IL 60604 A 3714	10623	Cryo-Therm, Inc. Fogelsville, PA 18051
08051	Replace By 71468	11555	Houghton EF and Co. of Canada LTD 100 Symes Rd P.O. Box 113 Station D Toronto, 9, Ontario, Canada
08118	Gamah Div. Stanley Aviation Corp. P.O. Box 20308 Denver, CO 80220	11707	Ideal Precision Meter Co. 214 Franklin St. Brooklyn, NY 11222
08124	Replace By 86887	12204	Chrysler Corp. 12000 Lynn Townsend Dr P.O. Box 1919 Highland Park, MI 48288
08199	Sierracin/Harrison 3020 Empire Ave Burbank, CA 91504	12697	Clarostat Mfg Co., Inc. Lower Washington St Dover, NH 03820 C 3679
08484	Breeze Corp., Inc. 700 Liberty Ave Union, NJ 07083	13499	Rockwell International Corp Collins Div. 400 Collins Rd, NE Cedar Rapids, IA 52498
08686	Replaced By 56232	13904	Replaced By 96182
08795	Replaced By 06090	14037	Replaced By 92003
08806	General Electric Co. Miniature Lamp Products Dept Nela Park Cleveland, OH 44112	14655	Cornell-Dubilier Electronics Div. of Federal Pacific Electric Co. Govt Contracts Dept 150 Ave L Newark, NJ 07101
09049	Custom Control Sensors Inc. 21111 Plummer St Chatsworth, CA 91311	14672	Aerosmith Inc. 3737 NW 43rd St. Miami, FL 33142
09145	Replaced By 08199	14821	V.B. Products, Inc. Tulsa, OK 74101
09445	Dukes Inc 9060 Winnetka Ave Northridge, CA 91324	15605	Eaton Corp. Administration and Tech Center 4201 N. 27th Street Milwaukee, WI 53216
09922	Burndy Corp Richards Ave Norwalk, CT 06856		
09986	Spinks Industries Inc. Farm Rd 1187 E. P.O. Box 11099 Fort Worth, TX 76110		

FEDERAL CODE	NAME AND ADDRESS FOR MANUFACTURER	FEDERAL CODE	NAME AND ADDRESS FOR MANUFACTURER
15814	Daniels C.R. Inc. 3451 Ellicott Center Dr. Ellicott City, MO 21043	19701	Mepco/Electra Inc. A North American Phillips Cc. P.O. Box 760 Mineral Wells, TX 76067
15815	Geotronics 1314 Cedar Hill Ave Dallas, TX 75208	20293	Irving Tool and Mfg Co. P.O. Box 688 Garland, TX 75042 A 3599
15818	Teledyne Semiconductor Teledyne Inc., Co. 1300 Terra Bella Ave. Mountain View, CA 94043	20805	Replaced By 26952
		21178	Ex-Cell-O Corp. 2855 Coolidge Troy, MI 48084
15840	Danly Machine Corp. 2100 S. Laramie Ave. Chicago, IL 60650	21335	Textron Inc. Fafnir Bearing Div. 37 Booth St New Britain, CT 06050
16481	Seaco Computer-Display Inc. 410 Kirby St. Garland, TX 75042	23939	The Captor Corp 5040 South County Road 25A Tipp City, OH 45371
16688	Replaced By 11707		
16891	Argo Products Co 3500 Goodfellow Blvd St. Louis, MO 63120	24384	Honeywell Inc Tampa Operations 10901 Malcolm McKinley Dr. P.O. Box 17500 Tampa, FL 33682
17230	Replaced By 56048		
17481	Kaspar Wire Works Inc. P.O. Box 667 Shiner, TX 77984 A 3496	24446	General Electric Co. 3135 Easton Turnpike Fiarfield, CT 06430
		24455	General Electric Co. Lamp Div. of Consumer Products Group Cleveland, OH 44101
19005	Atchison Leather Products Co. 316 Commercial St. Atchison, KS 66002 3111	24617	General Motors Corp. 3044 Grand Blvd W. Detroit, MI 48202
19212	Kings Electronics, Incorporated Tuckahoe, NY 10707		
19315	Bendix Corp. The Navigation and Control Group Teterboro, NJ 07608	25184	Precision Rubber Products Corp. Hartman Drive Lebanon, TN 37087
19500	Edison, Thomas A. Industries Division of McGraw-Edison Co. West Orange, NJ 07052	25500	Goodyear Aerospace Corp. 1210 Massillon Road Akron, OH 44315

AL	NAME AND ADDRESS FOR MANUFACTURER	FEDERAL CODE	NAME AND ADDRESS FOR MANUFACTURER
14	Vermillion Enterprises 4225 W. 31st St. S. P.O. Box 12147 Wichita, KS 67277 3662	32828	Keene Corp. Kaydon Bearing Dev. 2860 McCracken Muskegon, MI 49443
26334	Mite Corporation 466 Blake St. New Haven, CT 06515	33269	Parker-Hannifin Corp. Aircraft Wheel and Brake Div. 1160 Avon Centor Rd. P.O. Box 158 Avon, OH 44011
26952	ENERPAC A Div. of Applied Power Inc. 13000 W. Silver Springs Dr. Butler, WI 53007	35351	Lear Siegler Inc. Instrument Div. 4141 Eastern Ave. Grand Rapids, MI 49508
26953	Power-Packer Div. of Applied Power Inc. 16901 W. Glendale Dr. New Berlin, WI 53151	35719	Lempco Products, Inc. Bedford, OH 44014
27462	General Motors Corp. Harrison Radiator Div. 200 Upper Mountain Rd. Lockport, NY 14094	37695	Magnavox Government and Industrial Electronics Co. 1313 Production Rd. Fort Wayne, IN 46808
28527	ITT Avionics Div. 390 Washington Ave. Nutley, NJ 07110	38443	TRW Inc. TRW Bearing Div. 402 Chandler St. Jamestown, NY 147101
29372	Rexnord Inc. Tridair Industries 3000 W. Lomita Blvd Torrance, CA 90505	30915	Maxsoi Electronics Corp. 425 Park Ave New York, NY 10022
29666	Huck Mfg., Co. 2500 Bellevue Ave. P.O. Box 32450 Detroit, MI 48323	40228 43334	Replace By 91929 General Motors Corp. New Departure — Hyatt Bearing Div. 2509 Hayes Ave. Sandusky, OH 44870
31435	Lear Siegler Inc. Power Equipment Div. 17600 Broadway Maple Height, OH 44101	43335	New England Bedding Company Medford, MA 02155
31720	Dana Corp. Gerdes Formsprag Div. P.O. Box 217 Rt. 40 Brookville, OH 45309	45402	Pacific Scientific co. Kin-Tech Div. 1346 S. State College Blvd. Anaheim, CA 92803
31816	Burk-Hall Co. 4050 Getwell Memphis, TN 38118	45598	Pantex A Div. of Ametex Inc. East Molin, IL

FEDERAL CODE	NAME AND ADDRESS FOR MANUFACTURER	FEDERAL CODE	NAME AND ADDRESS FOR MANUFACTURER
45681	Parker-Hannifin Corp. 17325 Euclid Ave. Cleveland, OH 44112	55933	Sonotone Corporation Elmsford, NY 10523
45772	USM Corp Sub of Emhart Ind., Inc. Parker-Kalon Fastener Div. Campbellsville, KY 42718	56048	Associated Spring-Barnes Group Inc Dallas Div. 3443 Morse Dr. Dallas, TX 75211
46384	Penn EGINEERING and Mfg Corp. P.O. box 311 Doylestown, PA 18901	56232	Sperry Div. Gyroscope Sperry Corp. Lakeville Rd and Marcus Ave. Great Neck, NY 11020
50599	Resistoflex Corp Woodland Road Roseland, NJ 07068	56289	Sprague Electric Co. 87 Marshall St. North Adams, MA 01247 3675
50625	Revere Group of America Subsidiary of Neptune International Corp. 845 N. Colony Rd Wallingford, CT 06492 3545	56875	M and S Associates Inc. 31 Tanner St. P.O. Box 248 Haddonfield, NJ 08033 5065
50632	Kamatics Corp. Sub of Kama Corp. 1335 Blue Hills Ave. Bloomfield, CT 06002	56878	SPS Technologies Inc. Highland Ave. Jenkintown, PA 19046
50633	Corlon Mfg., Corp. South El Monte, CA	57163	The L.S. Starrett Co. 121 Crescent St. Athol, MA 01331
51663	Lear Siegler Inc. Romac Div. 241 S. Abbe Rd. Elyria, OH 44035	58880	Armtec Industries Inc. Edison Electronics Div. Manchester Municipal Airport Manchester, NH 03103
53117	PPG Industries Inc., Works No. 22 Hwy 72 East Huntsville, AL 35804	60380	THF Torrington Co. Bearing Div. Sub of Ingersol-Rand Co. 59 Field St. Torrington, CT 06790
53750	Replaced By 96238		
54905	Amerex Corp. P.O. Box 82 Trussville, Al. 35173	60995	Tubing Seal Cap Div. of VSI Corp. 601 S. Vincent Azusa, CA 91702
55168	Replaced By 90005		
55339	Smith and Mills Shaper Div. of Nebel Machine Tool Corp. 3640 Lewellyn Cincinnati, OH 45223 3541	61349	Ametek Inc. U.S. Gauge Div. 900 Clymer Ave. Sellersville, PA 18960
55635	Dayton-Granger Inc. 812 NW First St. P.O. Box 14070 Ft. Lauderdale, FL 33302		

	NAME AND ADDRESS FOR MANUFACTURER	FEDERAL CODE	NAME AND ADDRESS FOR MANUFACTURER
	Uniroyal Inc. Oxford Management and Research Ctr. Benson Rd. Middlebury, CT 06749	70255	Emerson Electric Co. Alco Controls Div. 11911 Adie Rd. P.O. Box 12700 St. Louis, MO 63141
64	TRW Inc. United-Carr Div. 31 Burlington Mall Rd. Burlington, MA 01803	70270	Stewart-Warner Alemite Sales Co., Inc. 9250 Ivanhoe St. Schiller Park, IL 60176
32983	Sperry corp. Sperry Vickers and Div. 5353 Highland Dr. P.O. Box 10177 Jackson, MS 39206	70309	Replace By 02288
		70417	Chrysler Corp. Amplex Div. 6501 Harper Ave P.O. Box 2718 Detroit, MI 48288
63667	Waltham Machine Works Inc. 54 Sun St. Waltham, MA 02154 3599	70485	Atlam India Rubber Works Inc. 571 W. Polk St. Chicago, IL 60607
63677	Replace By 79141		
65092	Weston Instruments Div. Sangamo Weston Inc. 614 Frelinghuysen Ave. Newark, NJ 07114	70587	Tyldyne Monarch Rubber Mono-Thane Div. Teledyne Inc., Co. 1460 Industrial Pky Akron, OH 44310
65149	Barber-Colman Co. Environmental Control Div. 1300 Rock St. Rockford, IL 61101	70628	Arrowhead Products Div. Federal-Mogul Corp. 4411 Katella Ave. Los Alamitos, CA 90720
65301	Replaced By 97945		
70133	Aerial Machine and Tool Corp. 38-27 30th St. Long Island City, NY 11101	70951	Electronic Communications Inc. Benson Mfg., Div. Kansas City, MO 64141
70192	Gorn Div. of Gap Instrument 110 Marcus Blvd. Hauppauge LI, NY 11787	71286	Rexnord Inc. Specialty Fastener Div. 22 Spring Valley Rd. P.O. Box 98 Paramus, NJ 07652
70210	Airesearch Mfg Co. A Div. of the Garret Corp. 2525 W. 190th St. Torrance, CA 90509		
70214	Airpath Instrument Co. 13150 Gist Rd. Bridgeton, MO 63044	71400	McGraw-Edison Co. Bussmann Div. 2536 W. University St. P.O. Box 14460 St. Louis, MO 63178

FEDERAL CODE	NAME AND ADDRESS FOR MANUFACTURER	FEDERAL CODE	NAME AND ADDRESS FOR MANUFACTURER
71468	ITT Connon Electric Div of International Telegraph Corp. 10550 Talbert Ave. P.O. Box 8040 Fountain Valley, CA 92780	73134	Heim Div., Incom International Inc. 60 Round Hill Rd. Fairfield, CT 06430
71513	Replaced By 33269	73168	Kidde Inc. Fenwal Inc., Div. 400 Main St. Ashland, MA 01721
71688	Cook Electric Co. 6201 W. Oakton St. Morton Grove, IL 60053	73197	HI-Shear Corp. 2600 Skypark Dr. Torrance, CA 90509
71984	Dow Corning corp. 3901 S. Saginaw Rd. Midland, MI 48640 2721	73287	Hubbard M.D. Spring Co., Inc. 595 S. Lapeer P.O. Box 425 Oxford, MI 48051
72121	Datron Systems Inc. EEMCO Div. 4585 Electronics PL Los angeles, CA 90039	73370	Fram Corp. automotive Div. 105 Pawtucket Ave. Providence, RI 02916
72152	Whittaker Corp. Electronic Resources Div. 100 E. Tujunga Ave. Burbank, CA 91502	73529	Buffalo Machine Key Co. 62 Clyde Ave. Buffalo, NY 14215
72285	Exacto Industries Los Angeles, CA	73680	Garlock Inc. Mechanical Packing Div. Sub of Colt Industries Inc. 1666 Division St. Palmyra, NY 14522
72625	Amsted Industries Inc. Diamond Chain Co., Div. 402 Kentucky Ave. Indianapolis, IN 46625	73760	ITT General Controls Aerospace Products/Printer Products 1200 S. Flower St. Burbank, CA 91502
72794	Dzus Fasteners Co., Inc. 425 Union Blvd. West Islip, NY 11795	73842	Goodyear Tire and Rubber Co. 1144 E. Market Akron, OH 44316 3011
72798	Eagle Mfg., Co. 24th and Charles Sts. Wellsburg, WV 26070	73917	Replace By 81992
72914	Midland-Ross Corp. Grimes Div. 550 State Route 55 Champaign County Urbana, OH 43078	73949	Guardian Electric Mfg., Co. 1550 W. Carroll Ave. Chicago, IL 60607
72962	Amerace Corp. Esna Div. 2330 Vauxhall Rd. Union, NJ 07083	73957	Groov-Pin Corp. 1125 Hendricks Causeway Ridgefield, NJ 07657 3429

FEDERAL CODE	NAME AND ADDRESS FOR MANUFACTURER	FEDERAL CODE	NAME AND ADDRESS FOR MANUFACTURER
73977	Handy and Harman 850 Third Ave. New York, NY 10022 3341	76381	Minnesota Mining and Mfg., Co. 3M Center. St. Paul, MN 55101
74059	Replaced By 91929	76530	TRW Inc., TRW Electronics Components TRW Cinch-Monadnock Div. 18301 E. Arenth Ave. City of Industry, CA 91749
74063	Figgie International Inc. Hartman Electrical Mfg., Div. 175 N. Diamond St. Mansfield, OH 44902	76545	Muller Electric Co. 1583 East 31st St. Cleveland, OH 44114 3643
74545	Hubbell Harvey Inc. 584 Derby Milford Rd. Orange, CT 06477	76665	National Lock Washer Div. Charter Wire Co. Somerville, NY
75237	Microdot Mfg., Inc. Kaynar Mfg., Div. 800 S. State College Blvd. P.O. Box 3001 Fullerton, CA 92634	76680	Federal-Mogul Corp. Sealing Products Group 26555 Northwestern Hwy. P.O. Box 1966 Detroit, MI 48235
75361	Koehler-Dayton Inc. South St. P.O. Box 309 New Britain, CT 06050	76691	National Telephone Supply Co. 5100 Superior Ave. Cleveland, OH 44103
75511	Ametek Inc. Lamb Electric Div. 627 Lake St. Kent, OH 44240	76736	Non-Fluid Oil Corp. New York, NY
75543	Lavelle Industries Inc. 424 N. Wood Chicago, IL 60622	76786	North and Judd A. Gulf and Western Mfg., Co. 699 Middle St. P.O. Box 1111 Middletown, CT 06457
76005	Lord Corp. Lord Kinematics 1635 W. 12th ST. P.O. Box 2051 Erie, PA 16512	76871	Ohio Nut and Bolt Co. Div. Of Fastener Industries Inc. 33 First Ave. Bera, OH 44017
76196	Replaced By 98625	76883	The Ohio Thermometer Co. 33 S. Walnut st. Springfield, OH 45501
76255	McQuay-Norris Inc. OEM Div., An SKF Industries Co. 2320 Marconi Ave. St. Louis, MO 63110	76912	Oro Mfg., Co. Stitt St. and Bivens Rd. P.O. Box 479 Monroe, NC 28110
76374	Mechanical Products Inc. 1824 River P.O. Box 729 Jackson, MI 49204		

FEDERAL CODE	NAME AND ADDRESS FOR MANUFACTURER	FEDERAL CODE	NAME AND ADDRESS FOR MANUFACTURER
76914	Osco Motors Corp. Souderton, PA 18964	78570	Titeflex Corp. Sub. of Bundy Corp. 603 Hendee St. P.O. Box 54 Springfield, MA 01109
77147	Patton-MacGuyer Co. Div. of Avid Corp. 17 Virginia Ave. Providence, RI 02905 3643	78943	United Aircraft Products Inc. Daton International Airport P.O. Box 1335 Dayton, OH 45401
77428	Porter H. K. Inc. 74 Foley St. Somerville, MA 02143 3423	78947	The Carr Co. United-Carr Div. of TRW Inc. 459 Watertown St. Newto, MA 02160
77445	United Technologies Corp. Pratt and Whitney Aircraft Group 400 Main St. East Hartford, CT 06108	79136	Waldes Kohinoor Inc. 47-16 Austel Place Long Island City, NY 11101 3499
77820	The Bendix Corp. Electrical Components Div. Sherman Ave. Sidney, NY 13838	79141	Van Norman Machine Co., Inc. Sub of Winvan Inc. 3640 Main St. Springfield, MA 01107
77896	Rexnord Inc. Bearing Div. 2400 Curtis St. Downers Grove, IL 60515	79326	Transamerica Delaval Inc. Wiggins Connector Div. 5000 Triggs St. Los Angeles, CA 90022
77910	Shakespeare Products Div. 241 E. Kalamazoo Ave. Kalamazoo, MI 49007	79820	Microtest Gear Co. 2601 Hold Road Indianapolis, IN 46241
77932	Simmonds Precision Product Inc. 150 White Plains Rd. Tarrytown, NY 10591	79963	Zierick Mfg., Co. Radio Circle Mt. Kisco, NY 10549
78189	Illinois Tool Works Inc. Shakeproof Div. St. Charles Rd. Elgin, IL 60120	80020	Naval Air Engineering Center Lakehurst, NJ 08733
78190	Shakespeare Co., Inc. 241 E. Kalamazoo Ave. Kalamazoo, MI 49007	80049	Department of the Air Force Washington, DC 20330
78567	Kelsey-Hayes Co. Speco Div., Sub of Fruehauf Corp. 2941 Baker Rd. P.O. Box 1288 Springfield, OH 45501	80058	Joint Electronic Type Designation System
		80070	Textron Inc. Bell Aerospace Textron Div. P.O. Box 1 Buffalo, NY 14240

Section 1
Introduction

T.O. 1H-1(U)F-4

FEDERAL CODE	NAME AND ADDRESS FOR MANUFACTURER	FEDERAL CODE	NAME AND ADDRESS FOR MANUFACTURER
80099	Replaced By 58880	81039	Plessey Dynamics 1414 Chestnut Ave. Hillside, NJ 07205
80183	Sprague Products Co. 87 Marshall St. North Adams, MA 01247	81094	Replaced By 78570
80201	CR Industries Chicago Rawhide Co. 900 N. State St. Elgin, IL 60120	81240	White Farm Equipment Co. Sub of TIC Investment Inc. 415 11th Ave S. Hopkins, MN 55434
80205	National Aerospace Standards Committee, Aerospace Industries Association of America, Inc. 1725 DeSales N.W. Washington, D.C. 20036	81245	Hart and Son Inc. 365 Central Ave. Bohemia, NY 11716
80294	Bourns Instruments Inc. 6135 Magnolia Ave. Riverside, CA 92506	81312	Winchester Electronics Div. Litton Systems Inc. Main Street and Hillside Ave. Oakville, CT 06779
80477	Adams Rite Products Inc. 540 W. Chevy Chase Dr. P.O. Box 800 Glendale, CA 91209	81348	Federal Specification Promulgated by General Administration Washington, DC
80539	SPS Technologies Inc. Aerospace and Industries Product Div. 2701 S. Harbor Blvd. P.O. Box 1259 Santa Ana, CA 92702	81349	Military Specifications Promulgated by Military Dept./Agencies Under Authority of Defense Standardization Manual 4120 3M Washington, DC 20013
80586	Replaced By 70192	81350	Joint Army/Navy Spec.
80648	Replaced By 80657	81376	Southwest Products Co. 2240 Buena Vista Irwindale, CA 91706
80657	The Torrington Co. Bearings Div. Sub of Ingersol-Rand 3702 W. Sample St. P.O. Box 1684 South Bend, IL 46634	81579	Mason Electric Co., Inc. Sub. of Clarostt Mfg., Co., Inc 400 W. Los Feliz Rd. Glendale, CA 91204
80756	TRW Inc., TRW Ramsey Corp. 1233 Manchester Rd. P.O. Box 513 St. Louis, MO 63166	81590	Korry Mfg., Co. 223 8th Ave N. Seattle, WA 98109 A 3728
80813	Dimco-Gray Co. 8200 S. Suburban Rd. Centerville, OH 45459	81629	Replaced 02758
		81640	Eaton Corp. Aerospace Control. Systems Div. Manatee Plant 2074 Whitfield Ave. E P.O. Box 1978 Sarasota, FL 33578
		81823	West Cost Electrical Mfg., Co. 14045 Garfield Ave. Paramount, CA 90723

FEDERAL CODE	NAME AND ADDRESS FOR MANUFACTURER	FEDERAL CODE	NAME AND ADDRESS FOR MANUFACTURER
81831	The Filtron Mfg. Co., Inc. 148 Sweet Hollow Rd. Old Bethpage, NY 11804	81996	U.S. Army Troop Support and Aviation Material Readiness Command 4300 Goodfellow Blvd. St. Louis, MO 63120
81840	Ledex Inc. 801 Scholz Dr. P.O. Box 427 Vandalia, OH 45377	82402	Western Gear Corp. Applied Technology Div. 14724 E. Proctor Ave. P.O. Box 1040 City of Industry, CA 91744
81860	Barry Div. of Barry Wright Corp. 700 Pleasant Watertown, MA 02172	82647	Texas Instruments Inc. Control Products Div. 34 Forest St. Mail Station 12-33 Attleboro, MA 02703
81873	Textron Inc. Hydraulic Research Div. 25200 W. Rye Canyon Rd. Valencia, CA 91355	82805	Metal Textile Div. of General Cable Corp. N. College St. Brandon, MS 39042
81889	Los Angeles Rubber Co. 2915 E. Washington Blvd. P.O. Box 60456, Terminal Annex Los Angeles, CA 90060	82829	Allen Aircraft Product Inc. Newton Falls Road Raenna, OH 44266
81901	Control Products Inc. 280 Ridgedale Ave. East Handover, NJ 07936	82831	Rexnord Inc. Specialty Fastner Div. 3130 W. Harvard St. P.O. Box 1970 Santa Ana, CA 92702
81904	GTI Corp. Glover Industries Div. 600 Young S. Tonawanda, NY 14150	83014	Hartwell Corp. 900 S. Richfield Rd. Placentia, CA 92670
81923	Army Medical Service C/O The Surgeon General Dept. of Army, ATTN MEDDD-SC Washington, DC 20314	83044	Replaced by 55635
81982	Crane Co. Hydro-Air Div. 3000 Winona Ave. P.O. Box 7722 Burbank, CA 91510	83058	The Carr Co. United-Carr Div. of TRW Inc. 31 Ames St. Cambridge, MA 02142
81983	Lisk G.W. Co. 2 South St. 2 South St. Clifton Spring, NY 14432 A 3679	83075	Replaced By 77820
81992	Hubbell Harvey Inc. Kellems Div. Rt. 1 Lords Hill Stonington, CT 06378	83259	Parker-Hannifin Corp. O-Seal Div. 10567 Jefferson Blvd. Culver City, CA 90230

Section 1
Introduction

T.O. 1H-1(U)F-4

FEDERAL CODE	NAME AND ADDRESS FOR MANUFACTURER	FEDERAL CODE	NAME AND ADDRESS FOR MANUFACTURER
83298	The Bendix Corp. Electric and Fluid Power Div. Electric Power Facility Hwy 35 Eatontown, NJ 07724	84411	TRW Inc., TRW Electronics Components Div., TRW Capacitors 301 West O St. Ogallala, NE 69153
83324	Rosan Inc. 2901 W. Coast Highway Newport Beach, CA 92663 A 3451	84830	Lee Spring Co., Inc. 30 Main St. Brooklyn, NY 11201 3495
83330	Smith Herman H. Inc. 812 Snediker Ave. Brooklyn, NY 11207	84955	Kaman Aerospace Corp. Old Winsor Road Bloomfield, CT 06002
83512	Replace By 02615	85109	Cast-Rite Corp. 515 E. Airline Way Gardena, CA 90248
83527	Essex Chemical Corp. Specialty Chemicals Div. Coast Pro-Seal 19451 Susana Rd Campton, CA 90221	85226	Dorne and Margolin Inc. A Sub of Dynaport Electronics Inc. 2950 Veterans Memorial Hwy. Bohemia, NY 11716
83564	Puritan-Bennett Aero Systems Co. Wemac Div., Sub of Puritan-Bennett Corp. 18475 Pacific St. P.O. Box 8797 Fountain Valley, CA 92708	86174	Replaced By 21335
83646	Gabb Special Products Div. Connecticut International Corp. Canal Bank Windsor Locks, CT 06096	86282	Kerr Glass Mfg., Co. National Cork Div. 400 Francis St. Keyport, NJ 07735
83777	E-Systems Inc. Memor Div. 41 E. Park Dr, POB 549 Huntington, IN 46750	86329	Nichols W.H. Co. 48 Woero Ave. Waltham, MA 02154 3728
93827	Resistors Inc. 5228 W. 26th St. Chicago, IL 60650 3679	86576	Precision Extruders, Inc. New York, NY 10001
83930	Transamerica Delaval Inc. Adel Fasteners Div. 1444 Washington Ave. P.O. Box 7727 Huntington, WV 25778	86579	Replaced By 25184
84256	Avibank Mfg Inc. 210 S. Victory Blvd. P.O. Box 391 Burbank, CA 91503	86768	Teledyne Republic Mfg. Teledyne Inc., Co. 15655 Brookpark Rd. Cleveland, OH 44142
		86831	Kaiser Aerospace and Electronics Corp. Orange County Plant 17000 S. Red Hill Ave. Irvine, CA 92705

FEDERAL CODE	NAME AND ADDRESS FOR MANUFACTURER	FEDERAL CODE	NAME AND ADDRESS FOR MANUFACTURER
86887	Edo-Aire Wichita Div. 1326 S. Walnut St. Wichita, KS 67213	88419	Cornell-Dubilier Electronics Div. of Federal Pacific Electric Co. 118 E. Jones Fuquay-Varina, NC 27526
87065	The Marvel Mfg., Co. 204 Passaic P.O. box 335 Fairfield NJ 07006	88818	The Singer Co. Kearfott Div. 1150 McBride Ave. Little Falls, NJ 07424
87405	Facet Enterprises Inc. Industrial Div. 2929 E. Apache P.O. Box 50096 Tulsa, OK 74150	88827	Naval Aircraft Standards
87641	Sargent Industries Inc. Sweeney Div. 6300 Stapleton South Dr. Denver, CO 80216	88937	Graylock Electronic 763 Albany Ave Ext. Kingston, NY 12401
87776	Whittemore, H.A. and Company, Inc. Boston, MA 02101	89260	General Electric Co. Cleveland, OH
88041	Air Corps Standards Under Custodianship of Air Force	89305	Simmonds Precision Products Inc. Instruments System Div. 100 Panton Rd. Vergennes, VT 05491
88042	Use Code 07878	89307	Teledyne Sprague Engineering Teledyne Industries Inc. Sub. of Teledyne Inc. 19300 S. Vermont Ave. P.O. Box 630 Gardena, CA 90247
88044	Aeronautical Standards Group Dept. of Navy and Air Force	89462	Replaced By 79136
88049	Safety for Visual Education Chicago, IL	89513	Midland-Ross corp. Janitrol Aero Div. 4200 Surface Rd Columbus, OH 43228
88142	Fram Corp. 105 Pawtucket Ave. East Providence, RI 02916		
88245	Litton Systems Inc. USECO Div. 13536 Saticoy St Van Nuys, CA 91409	89954	General Electric Co. Aerospace Electrical Systems Programs/ASEP/ P.O. Box 5000 Bingham, NY 13902
88271	Almquist Brothers, Inc. Los Angeles, CA 90053	90005	Facet Enterprises Inc. Filter Products Div. 434 W. 12 Mile Rd. P.O. Box 135 Madison Heights, MI 48071
88313	Cresta Blanca Wine Company, Inc. Livermore, CA 94550		

Section 1
Introduction

T.O. 1H-1(U)F-4

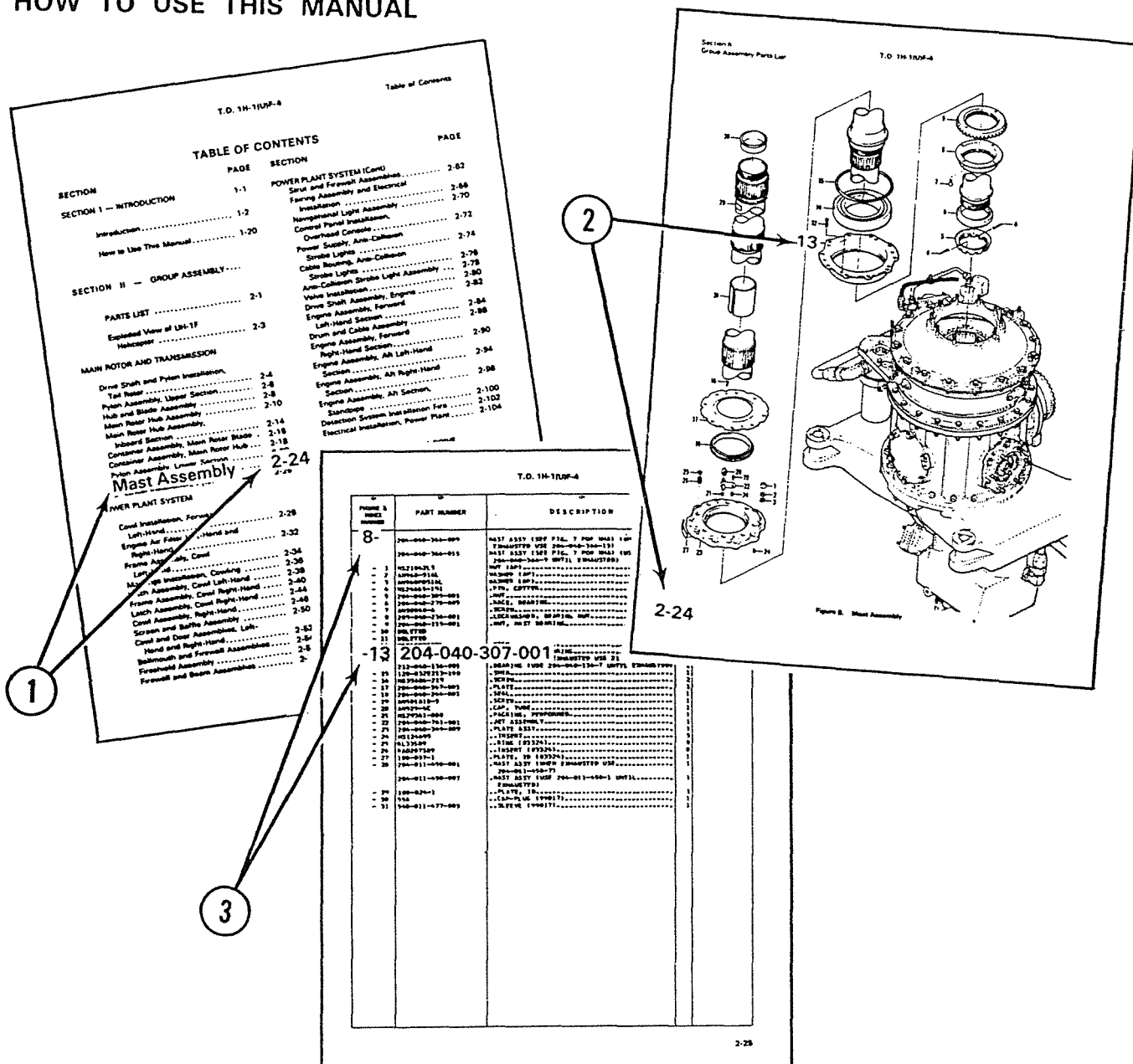
FEDERAL CODE	NAME AND ADDRESS FOR MANUFACTURER	FEDERAL CODE	NAME AND ADDRESS FOR MANUFACTURER
90012	Sperry Electro Components Holloway and Calvin Sts Durham, NC 27702	91816	Brunswick Corp. Circle Seal Controls Technetics Div. 1111 N. Brookhurst St. P.O. Box 3666 Anaheim, CA 92803
90348	ITT Federal Laboratories, Division of International Telephone and Telegraph Corp. Nutley, NJ 07110	91929	Honeywell Inc. Micro Switch Div. 11 W. Spring St. Freeport, IL 61032
90634	Gulton Industries Inc. 101 Collage Rd. E. P.O. Box CN-63 Princeton, NJ 08540	92003	Parker-Hannifin Corp. 18321 Jamboree Blvd. P.O. Box C-19510 Irvine, CA 92713
90763	The Carr Co. United-Carr Div. of TRW Inc. 10544 W. Lunt Ave. Rosemont, IL 60018	92059	Raymond Engineering Inc. 217 Smith St. Middleton, CT 06457
91511	Auto Valve Inc. 1707 Guenther Rd. Dayton, OH 45427	92215	Voi-Shan Div. of VSI Corp. Sub of Fairchild Industries Inc. 8463 Higuera St. Culver City, CA 90230
91547	AVCO Lycoming Div. Stratford Plant 550 S. Main St. Stratford, CT	92555	The Lee Co. 2 Pettipaug Rd. Westbrook, CT 06498
91577	Replaced By 71468	92798	Johns-Manville Sales Corp. N. Main Manville, NJ 08835
91637	Dale Electronics Inc. P.O. Box 609 Columbus NE 68601	92962	Hardwicke Etter Co. 301-311 E. Houston Sherman, TX 75090
91662	Elco Corp. A Gulf and Western Mfg. Co. Connector Div. Huntingdon Industrial Park Huntingdon, PA 16652	93697	Wadell Equipment Co. Inc. 3920 Park Ave. P.O.Box 989 Edison, NJ 08817
91767	Replaced By 26344	93712	Lundy Electronics and Systems Inc. 1 Robert Lane Glen Head, NY 11545
91796	Bridon American Corp. Hanover Industrial Estate S. Main Rd. P.O. Box 6000 Wilkes-Barre, PA 18773	94581	National Utilities Corp. Div. of Nuco Industries Inc. 135 E. Railroad Ave. Monrovia, CA 91016

FEDERAL CODE	NAME AND ADDRESS FOR MANUFACTURER	FEDERAL CODE	NAME AND ADDRESS FOR MANUFACTURER
94874	Droitcour Company 720 West Shore Rd. Warwick, RI 02889	96603	Eastern Rotorcraft Div. of Transtechnology Corp. P.O. Box 110 Route 313 Boylestown, PA 18901
95148	Beckman and Whitley Div. Technical Operations Inc. Mountain View, CA	96791	Bunker Ramo Corp. Amphenol Controls Div. Jamesville, WI
95214	Soabar Graphics 24-16 Bridge Plaza So. Long Island, NY 11101	96879	Trostel Albert Packing Ltd. 901 Maxwell St. Lake Geneva, WI 53147
95238	Continental Connector Corp. 34-63 56th St. Woodside, NY 11377	96906	Military Standards
95342	Consolidated Spring Corp. 75-15 Cooper Ave. Brooklyn, NY 11227	96881	Thomson Industries, Inc. 1029 Plandome Rd. Manhasset, NY 11030
95403	General Dynamics Corp. Pierre Laclede Center St. Louis, MO 63105	96918	King Electronics Co. Inc. Tuckahoe, NY
95712	Bendix Corp. The Electrical Components Div. Hurricane Rd. Franklin, IN 46131	97084	Gibson Good Tools Inc. 75 Pearl St. Sidney, NY 13838 3429
95879	Alemite Division of Stewart-Warner Corp. 1826 Diversey Pky. Chicago, IL 60614	97153	B. F. Goodrich Co. Engineered Products Group Waco Street P. O. Box 340 Troy, Ohio 45373
96142	UOP, Inc. Flexonics Div. 300 E. Devon Ave. Bartlett, IL 60103	97424	General Electric Co. So. Fordham Rd. Wilmington, MA 01887
96167	Replaced by 71688	97393	Shur-Lok Corp. 2541 White Rd. P.O. Box 19584 Irvine, CA 92713
96182	Master Specialties Co. 1640 Monrovia Costa Mesa, CA 92627	97484	Technical Development Co. 24 E. Glenolden Ave. Glenolden, PA 19036 3728
96214	Equipment Group 13500 N. Central Expy. P.O. Box 226015 Dallas, TX 75266	97499	Textron Inc. Bell Helicopter Textron Div. P.O. Box 482 Ft. Worth, TX 76101
96238	Data Products New England Inc. Barnes Park North Willingford, CT 06492	97613	Sargent Industries Kahr Bearing Div. 3010 N. San Fernando Blvd. Burbank, CA 91503

FEDERAL CODE	NAME AND ADDRESS FOR MANUFACTURER	FEDERAL CODE	NAME AND ADDRESS FOR MANUFACTURER
97820	Shamban, W.S. and Co. 711 Mitchell Rd. P.O. Box 665 Newbury Park, CA 91320	99135	Bell Gardens, CA 90201
97945	Stahl Soap Corp. 1413 Willow Ave. Hobken, NJ 07030	99180	Replaced by 03877
98291	Sealectro Corp. 225 Hoyt Mamaroneck, NY 10544	99207	Aircraft Engine Business Group 100 Western Ave. West Lynn, MA 01910
98313	Davis Aircraft Products Co. Inc. Scudder and Woodbine Aves. Northport, NY 11768	99238	Air Force Standard
98391	Arkwin Industries Inc. 686 Main St. Westbury, NY 11590	99321	Shaw Aero Devices Inc. P.O. Box 80 Wainscott, NY 11975
98441	Statoflex Inc. 220 Roberts Cut-Off P.O. Box 10398 Fort Worth, TX 76114 3429	99407	Replaced by 89954
98505	Hydra Electric 3151 Kenwood St. Burbank, CA 91503	99473	Parker-Hannifin Corp. Parker Berteau Services Landing Gear Div. 11310 Sherman Way Sun Valley, CA 91352
98625	Aeroquip Corp. Aeroquip Aerospace Div. Marman Plant 11214 Exposition Blvd. Los Angeles, CA 90064	99528	Radial Bearing Corp. Taylor St. Danbury, CT 06810 5085
98752	Warner Robins Air Material Area Robins AFB, GA 31093	99755	Flexible Metal Hose Mfg. Co. 777 W. 16th Costa Mesa, CA 92627
98776	Bemco Inc. 9908 San Fernanco Rd. Pacoima, CA 91331	99866	Chadwick-Helmuth Co. Inc. 4601 N. Arden Dr. El Monte, CA 91731
98810	Aerosonic Corp. 1212 N.Hercules P.O. Box 4627 Clearwater, FL 33518	99879	Replaced by 00624
99017	Protective Closures Co. Inc. 2150 Elmwood Ave. Buffalo, NY 14207	99994	Department of the Army Washington, DC 20301
99507	Replaced by 01556	5. RECORD OF TIME COMPLIANCE TECHNICAL ORDER. The following is a list of Time Compliance Technical Orders incorporated into this manual.	
		T.C.T.O. No.	TITLE
		T.O. 1H-1(U)-555	Replacement of Finite Life Rotating Control System Bolts, UH-F/P, TH-1F, UH-1N and UH-1B/D/H Helicopters.

T.C.T.O.	TITLE	T.O. 13C1-29-506	Installation of New Cable On Internal Rescue Hoist BL8300
T.O. 1H-1(U)-556	Inspection and Replacement of Swashplate and Support Assembly Rotating Ring, part No. 204-011-403-3 Trunnions, UH-1F/P and TH-1F Helicopters.	T.O. 1H-1(U)-588	Installation of Rollover Vent Protection Valves
T.O. 1H-1(U)-558	Removal of Engine Mount Frame Boots, part Nos. 204-062-809-1 and 204-062-810-1	6. RELATED PUBLICATIONS. Many of the government furnished or contractor furnished items listed in Section II are incorporated in greater detail in separate manuals. Where this is the case, a number sign (#) appears in the extreme right-hand portion of the PART NUMBER column. The following is a list of these related publications arranged in numerical sequence.	
T.O. 1H-1(U)-564	Inspection of Cable on Internal Rescue Hoist, UH-1F/P/N and TH-1F Helicopters	T.O. No.	TITLE
T.O. 1H-1(U)-569	Installation of Jettisonable Windows in Cargo Doors	T.O. 3R1-6-4-4	IPB — Main Rotor Hub Assembly P/N 204-012-101 (TH-1F, UH-1F)
T.O. 1H-1(U)-572	Installation of Crashworthy Fuel System	T.O. 3R1-8-5-4	IPB — Tail Rotor Hub and Blade Assembly P/N 204-011-701, 204-011-801 *TH-1F, UH-1F)
T.O. 1H-1(U)-578	Installation of Modified Rescue Hoist	T.O. 3R2-5-2-4	IPB — Swashplate and Support Assembly P/N 204-011-400 (TH-1F, UH-1F)
T.O. 1H-1(U)-579	Installation of S.D.G. Servicing Standpipe	T.O. 3R4-4-7-4	IPB — Gear Box Assembly P/N 204-040-003 (TH-1F, UH-1F)
T.O. 1H-1(U)F-557	Modification of Engine Fire Detector System	T.O. 3R4-4-7-14	IPB — Gear Box Assembly P/N 204-040-012 (TH-1F, UH-1F)
T.O. 1H-1(U)F-563	Installation of Secondary Fastener on Transmission Cowling UH-1F/P and TH-1F Helicopters	T.O. 3R7-2-5-4	IPB — Transmission Assembly P/N 204-040-009 (TH-1F, UH-1F)
T.O. 1H-1(U)F-573	Installation of Forest Penetrator Seat UH-1F (LBR)		
T.O. 1H-1(U)F-574	Battery Relocation UH-1F Aircraft		

HOW TO USE THIS MANUAL

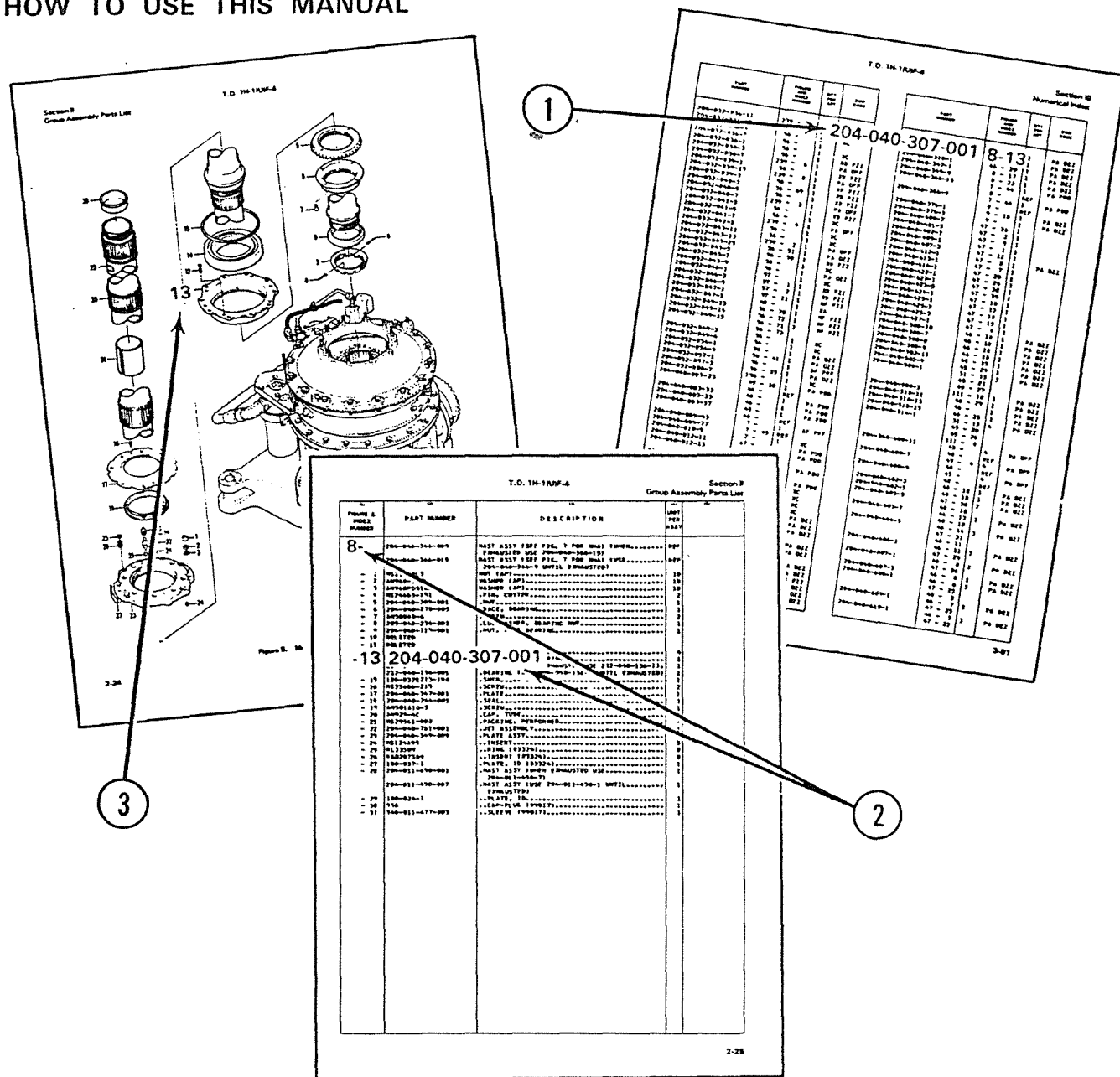


WHEN THE PART NUMBER IS NOT KNOWN

1. Determine the function and application of the part required. Turn to the Table of Contents and select the most appropriate title. Note the illustration page number.
2. Turn to the page indicated and locate the desired part on the illustration.
3. From the illustration, obtain the item number assigned to the part desired. Refer to the accompanying description for specific information regarding the part.

Figure 1. Typical Example of How to Use the Illustrated Parts Catalog
(When the Part Number is Not Known)

HOW TO USE THIS MANUAL



WHEN THE PART NUMBER IS KNOWN

1. When the part number is known, refer to Numerical Index. Locate the part number and note the figure and item number assigned to the part number.
2. Turn to the figure number indicated and locate the item number referenced in the Numerical Index.
3. If a pictorial representation of the part, or its location is desired, refer to the same item number on the accompanying illustration.

Figure 2. Typical Example of How to Use the Illustrated Parts Catalog
(When the Part Number is Known)

Illustrated
Parts Breakdown

**UH-1F
HELICOPTER**

**SECTION II
GROUP ASSEMBLY
PARTS LIST**

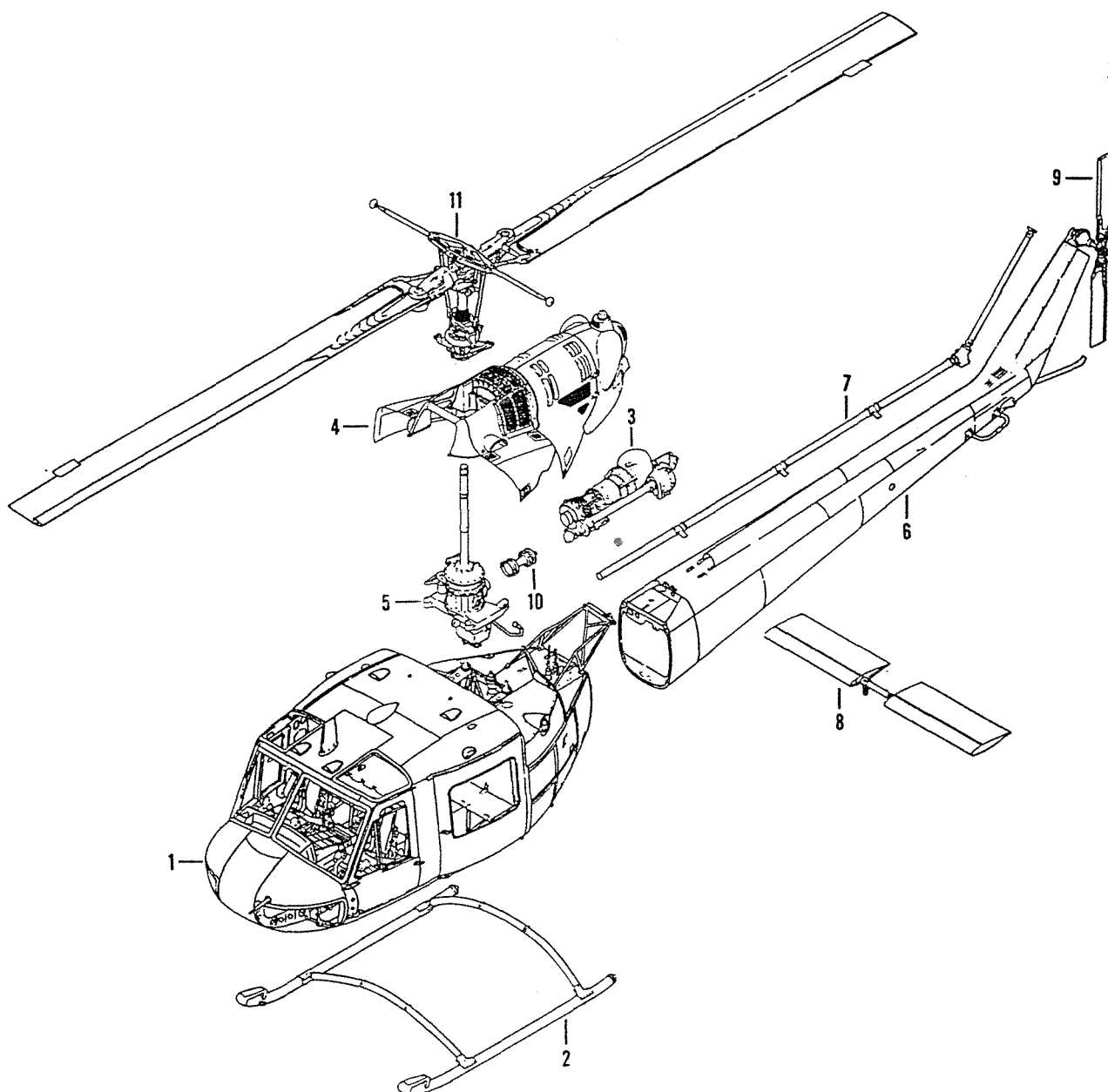
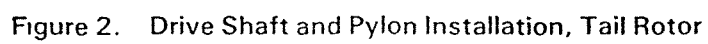


Figure 1. Exploded View of UH-1F Helicopter

Index No.	Figure Title	Figure No.
1	Forward Section Assembly	58
2	Skid Landing Gear Assembly	213
3	Power Plant Installation	30
4	Engine Cowl Installation	10
5	Pylon Installation	2
6	Aft Section Assembly	40
7	Tail Rotor Driveshaft Installation	45
8	Elevator Installation	52
9	Tail Rotor Assembly	41
10	Engine Driveshaft	2
11	Main Rotor	3



(1) FIGURE & INDEX NUMBER	(2) PART NUMBER	(3) DESCRIPTION	(4) UNIT PER ASSY	(5) USABLE ON CODE
2 - - 1 - 1 - 2 - 3 - 4 - 5 - 6 - 7 - 9 - 9 - 10 - 11 - 12 - 12 - 14 - 15	204-040-013-3 204-040-620-3 204-040-620-7 204-040-621-7 204-040-621-5 100-024-1 2380 204-040-811-1 5221835-048 MS9089-24 2380-5 204-040-809-1 204-200-023-5 204-200-023-7 205-040-004-5 205-040-004-7 AN381-2-14 AN310-5 AN960-516 AN950-516L 204-040-717-1 MS20002C5 204-040-624-1 204-040-716-5	DRIVESHAFT INSTL, TAIL ROTOP..... .SHAFT ASSY (REPLACED BY 204-040-620-7)..... .SHAFT ASSY (REPLACES 204-040-620-3)..... ..STRIP..... ..STRIP..... ..PLATF..... .CLAMP ASSY (94581) (WHEN EXHAUSTED USE..... 204-040-811-1) .CLAMP ASSY (USE 2380 UNTIL EXHAUSTED)..... ..NUT (72962)..... ..BOLT (USBL ON 204-040-811-1)..... ..BOLT (94581) (USBL ON 2380)..... ..CLAMP (USBL ON 204-040-811-1)..... PYLON INSTL..... .PYLON ASSY (SEE FIGS. 3, 4, AND 7 FOR..... BALANCE OF BREAKDOWN) DRIVESHAFT INSTL, ENGINE TO TRANS (SEE FIG. 31B FOR BREAKDOWN) ..DRIVESHAFT ASSY..... .PIN, COTTER (AP)..... .NUT (AP)..... .WASHER (AP)..... .WASHER (AP)..... .PIVOT (AP)..... .WASHER (AP)..... .BOLT (AP)..... .COUPLING SFT (AP).....	1 1 1 1 7 1 1 2 4 4 4 2 1 1 1 1 4 4 4 AR 9 4 4 2	

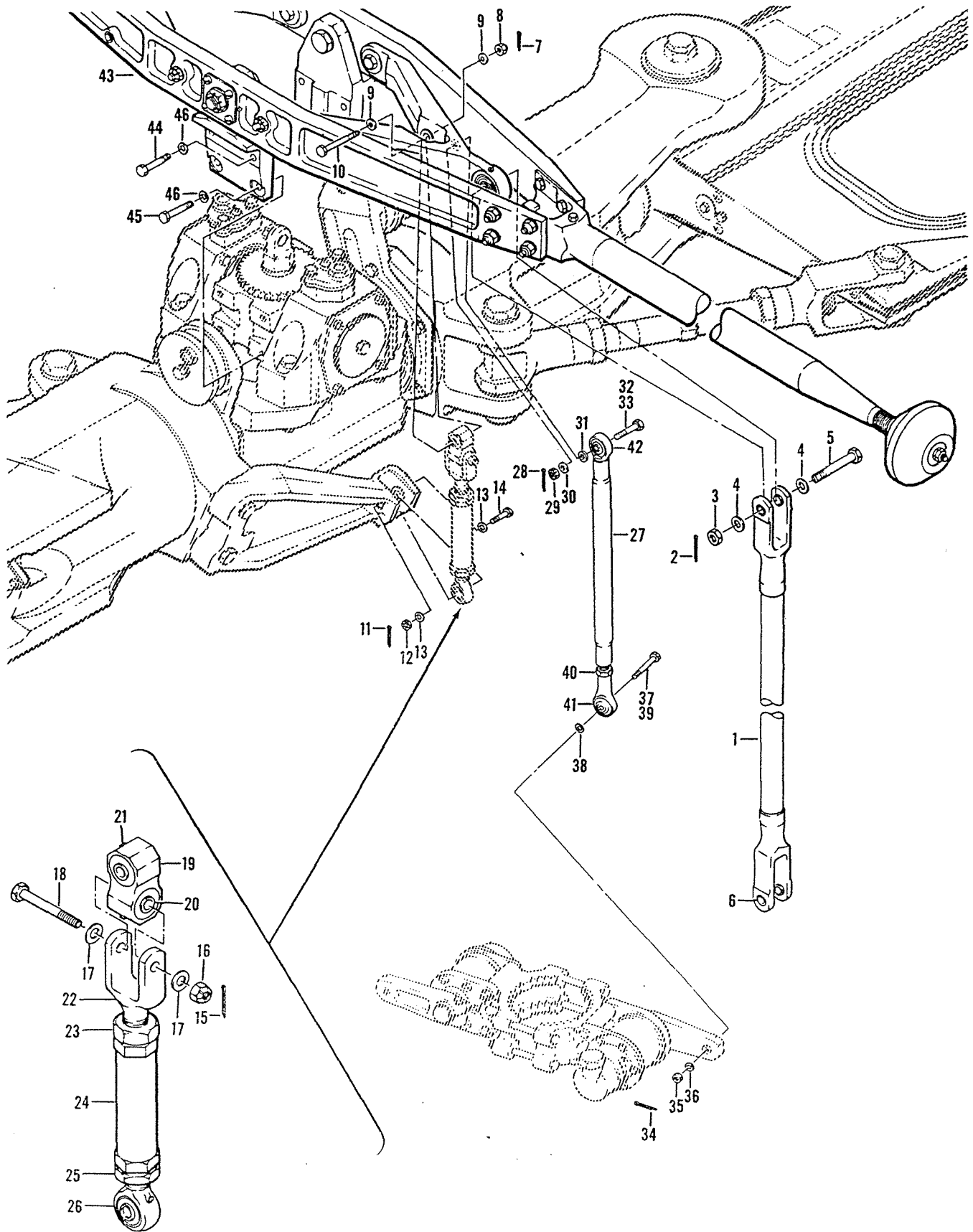


Figure 3. Pylon Assembly, Upper Section

(1) FIGURE & INDEX NUMBER	(2) PART NUMBER	(3) DESCRIPTION	(4) UNIT PER ASSY	(5) USABLE ON CODE
3 -	204-200-023-7	PYLON ASSY (SEE FIG. 2 FOR NHA) (SEE FIG. 4. AND 7 FOR BALANCE OF BREAKDOWN)	REF	
- 1	204-011-442-1	.TUBE ASSY (REPLACED BY 212-010-404-1).....	2	
- 1	212-010-404-1	.TUBE ASSY (REPLACES 204-011-422-1).....	1	
- 2	MS24665-152	.PIN (AP).....	2	
- 3	MS17825-5	.NUT (AP).....	2	
- 4	AN960-516	.WASHER (AP).....	4	
- 5	NAS1305-26D	.BOLT (AP) (PART OF KIT, P/N 7738689-30)....	2	
- 6	204-010-413-41	..BUSHING.....	4	
	204-011-127-1	.LINK ASSY.....	2	
- 7	MS24665-300	.PIN (AP).....	1	
- 8	MS17825-6	.NUT (AP).....	1	
- 9	AN960-616	.WASHER (AP).....	2	
- 10	NAS1306-34D	.BOLT (AP) (PART OF KIT, P/N 7738689-30)....	1	
- 11	MS24665-300	.PIN (AP).....	1	
- 12	MS17825-6	.NUT (AP).....	1	
- 13	AN960-616	.WASHER (AP).....	AR	
	AN960-616L	.WASHER (AP).....	AR	
- 14	NAS1306-31D	.BOLT (AP) (PART OF KIT, P/N 7738689-30)....	1	
	NAS1306-32D	.BOLT (AP).....	1	
- 15	MS24665-229	.PIN, COTTER (AP).....	1	
- 16	MS17825-6	.NUT (AP).....	1	
- 17	AN960-616	.WASHER (AP).....	2	
- 18	NAS1306-27D	.BOLT (AP) (PART OF KIT, P/N 7738689-30)....	1	
	204-011-128-1	.UNIVERSAL ASSY.....	1	
- 19	204-011-128-5	..UNIVERSAL.....	1	
- 20	204-011-118-1	..BEARING.....	2	
- 21	NAS516-1	..FITTING.....	2	
- 22	204-011-136-1	..CLEVIS (WHEN EXHAUSTED USE P/N 1516UH-1-100-1)	2	
	1615UH-1-100-1	..CLEVIS (WHEN EXHAUSTED USE P/N 204-011-136-103)	1	
	204-011-136-103	..CLEVIS (USE 204-011-136-1 AND 1615UH-1-100-1 UNTIL EXHAUSTED) (81996)	1	
- 23	NAS509-10	..NUT.....	1	
- 24	204-011-137-1	..BARREL.....	1	
- 25	NAS509L10	..NUT.....	1	
- 26	204-011-119-1	..BEARING, ROD END.....	1	
- 27	204-010-925-9	.TUBE ASSY.....	2	
- 28	MS24665-151	.PIN (AP).....	1	
- 29	MS17825-4	.NUT (AP).....	1	
- 30	AN960-416	.WASHER (AP).....	1	
- 31	AN960PD416	.WASHER (AP).....	1	
- 32	206-010-324-1	.WASHER (AP) (TO BE INSTALLED AGAINST THE... HEAD OF BOLT AN174-20, INDEX 33)	1	
- 33	AN174-20	.BOLT (AP).....	1	
- 34	MS24665-151	.PIN (AP).....	1	
- 35	MS17825-4	.NUT (AP).....	1	
- 36	AN960PD416	.WASHER (AP).....	1	
- 37	206-010-324-1	.WASHER (AP) (INSTALL THIS WASHER AGAINST... THE HEAD OF BOLT P/N AN174-15, INDEX 39)	1	
- 38	AN960-416	.WASHER (AP).....	1	
- 39	AN174-15	.BOLT (AP).....	1	
- 40	AN316-7R	..NUT.....	1	
- 41	204-001-064-1	..BEARING, ROD END (WHEN EXHAUSTED USE..... 47-140-252-3)	1	
	47-140-252-3	..BEARING, ROD END (USE 204-001-064-1 UNTIL... EXHAUSTED)	1	
- 42	204-001-064-3	..BEARING, ROD END (WHEN EXHAUSTED USE..... 47-140-252-5)	1	
	47-140-252-5	..BEARING, ROD END (USE 204-001-064-3 UNTIL... EXHAUSTED)	1	
- 43	204-011-326-001	.BAR ASSY, STABILIZER.....	1	
	204-011-326-7	.BAR ASSY, STABILIZER (WHEN EXHAUSTED USE P/N 204-011-326-13) (SEE FIG. 3A FOR BREAKDOWN)	1	
	204-011-326-13	.BAR ASSY, STABILIZER (SEE FIG. 3B FOR..... BREAKDOWN)	1	
- 44	212-010-300-1	.BAR ASSY, STABILIZER.....	1	
	AN6H12A	.BOLT (AP).....	4	
	NAS1306-12H	BOLT (ALT FOR AN6H12A)	4	

(1) FIGURE & INDEX NUMBER	(2) PART NUMBER	(3) DESCRIPTION	(4) UNIT PER ASSY	(5) USABLE ON CODE
- 45	AN6H7A	.BOLT (AP).....	4	
	NAS1306-5H	. BOLT (ALT FOR AN6H7A)	4	
- 46	AN960PD616	.WASHER (AP) (FOR REPLACEMENT USE AN960-616)	8	
	AN960-616	.WASHER (AP) (ALT FOR AN960PD616).....	8	
	MS20002-6	.WASHER (AP) (ALT FOR AN960-616).....	8	
	7738689-30	KIT, BOLT (98752).....	REF	
		NOTE PARTS KIT, FLIGHT CONTROL BOLTS, P/N 7738689-30, NSN 1615-01-059-4487GA MAY BE USED FOR REPLACEMENT OF THE TIME CHANGE ROTOR CONTROL BOLTS LISTED IN TO 1H-1(U)F-6		

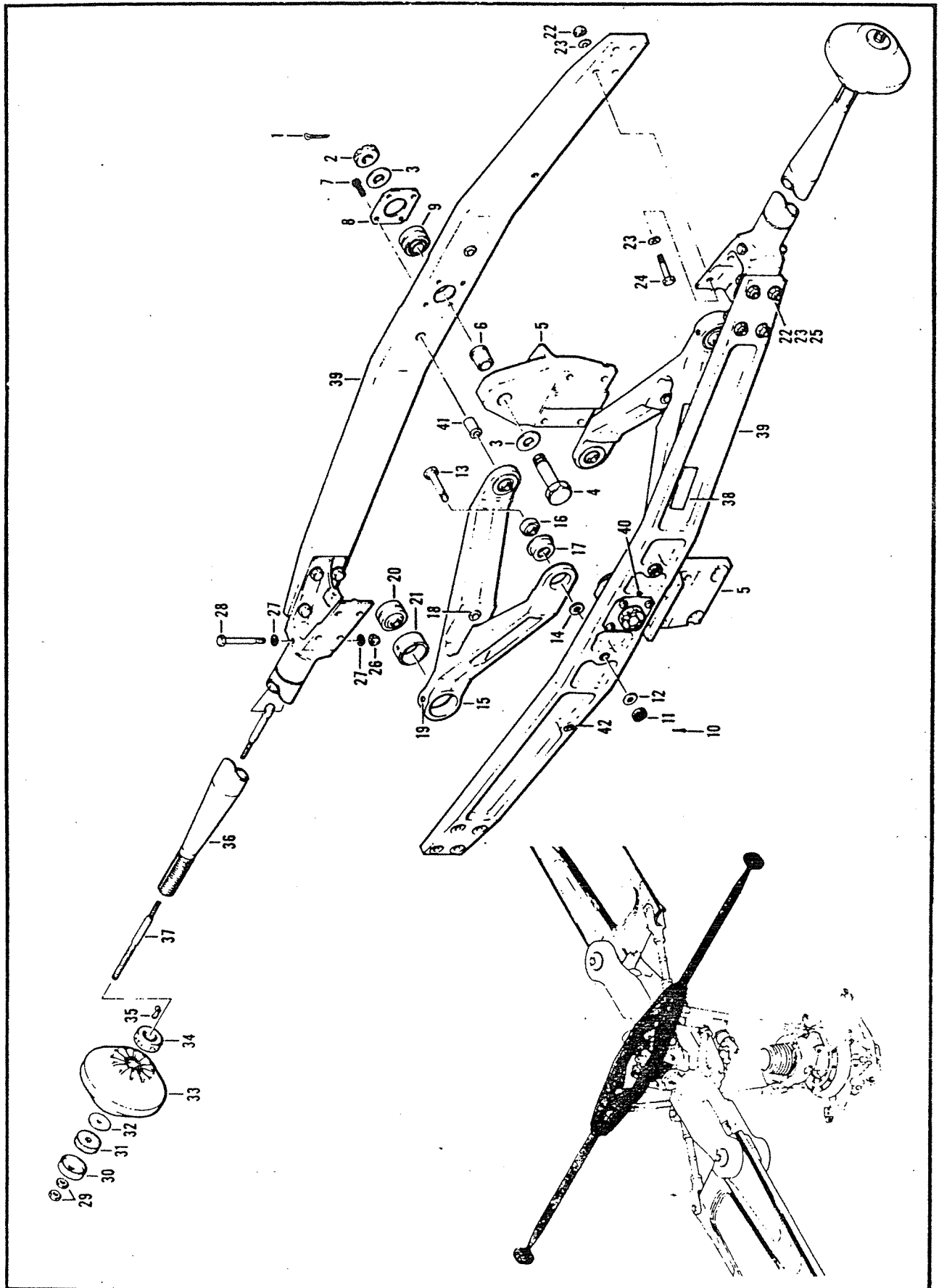


Figure 3A. Stabilizer Bar Assembly

288

Change 11

FIGURE AND INDEX NUMBER	PART NUMBER	DESCRIPTION	UNIT PER ASSY	USABLE ON CODE	
				FROM	TO
		1231567			
	204-011-326-7	BAR ASSY, STABILIZER (SEE FIG. 3 FOR NHA)	REF		
- 1	MS24665-370	.PIN, CUTTER.....	2		
- 2	MS17826-10	.NUT.....	2		
- 3	AN960-1016	.WASHER.....	4		
- 4	NAS464-10-27	.BOLT.....	2		
- 5	204-011-304-1	.SUPPORT ASSY, STABILIZER BAR.....	2		
- 6	204-010-413-43	.BUSHING, SLEEVE.....	1		
- 7	AN502-416-12	.SCREW.....	8		
- 8	204-011-303-1	.PLATE.....	2		
- 9	204-011-310-1	.BEARING.....	2		
- 10	MS24665-300	.PIN, CUTTER.....	4		
- 11	MS17826-6	.NUT.....	4		
- 12	AN960-616	.WASHER.....	4		
- 13	NAS464-6-20	.BOLT.....	4		
- 14	AN960-616	.WASHER.....	AR		
- 15	AN960-616L	.WASHER.....	AR		
- 16	204-011-301-1	.LEVER ASSY, STABILIZER BAR.....	2		
- 17	MS27641-6	.BEARING.....	2		
- 18	204-010-422-17	.BUSHING, SLEEVE.....	2		
- 19	204-010-413-33	.BUSHING.....	2		
- 20	NAS516-1	.FITTING.....	1		
- 21	NAS55-20A-1	.BEARING (77896).....	1		
- 22	2355-5A	.SLEEVE.....	1		
- 23	NAS679A5	.NUT.....	16		
- 24	AN960-516	.WASHER.....	32		
- 25	AN175-11A	.BOLT.....	8		
- 26	AN175-10A	.BOLT.....	8		
- 27	NAS679A4	.NUT.....	2		
- 28	690-742-1-4	.STAT-U-SEAL (83259).....	4		
- 29	AN174-23A	.BOLT.....	2		
- 30	AN315-5R	.NUT.....	4		
- 31	204-011-334-1	.RETAINER.....	2		
- 32	204-011-333-1	.BUSHING.....	2		
- 33	204-011-332-1	.WASHER.....	2		
- 34	204-011-303-7	.WEIGHT, STABILIZER.....	2		
- 35	NAS500-12	.NUT.....	2		
- 36	NAS559-5	.LOCK.....	2		
- 37	204-011-328-11	.TUBE ASSY (WHEN EXHAUSTED USE 212-010-311-101)	2		
- 38	212-010-311-101	.TUBE ASSY (USE 204-011-328-11 UNTIL EXHAUSTED)	2		
- 39	204-011-329-1	.CABLE ASSY.....	2		
- 40	204-011-307-1	.FRAME SET.....	2		
- 41	NAS516-1	.FITTING.....	1		
- 42	204-010-413-45	.BUSHING, SLEEVE.....	2		
- 43	204-010-413-47	.BUSHING, SLEEVE.....	1		

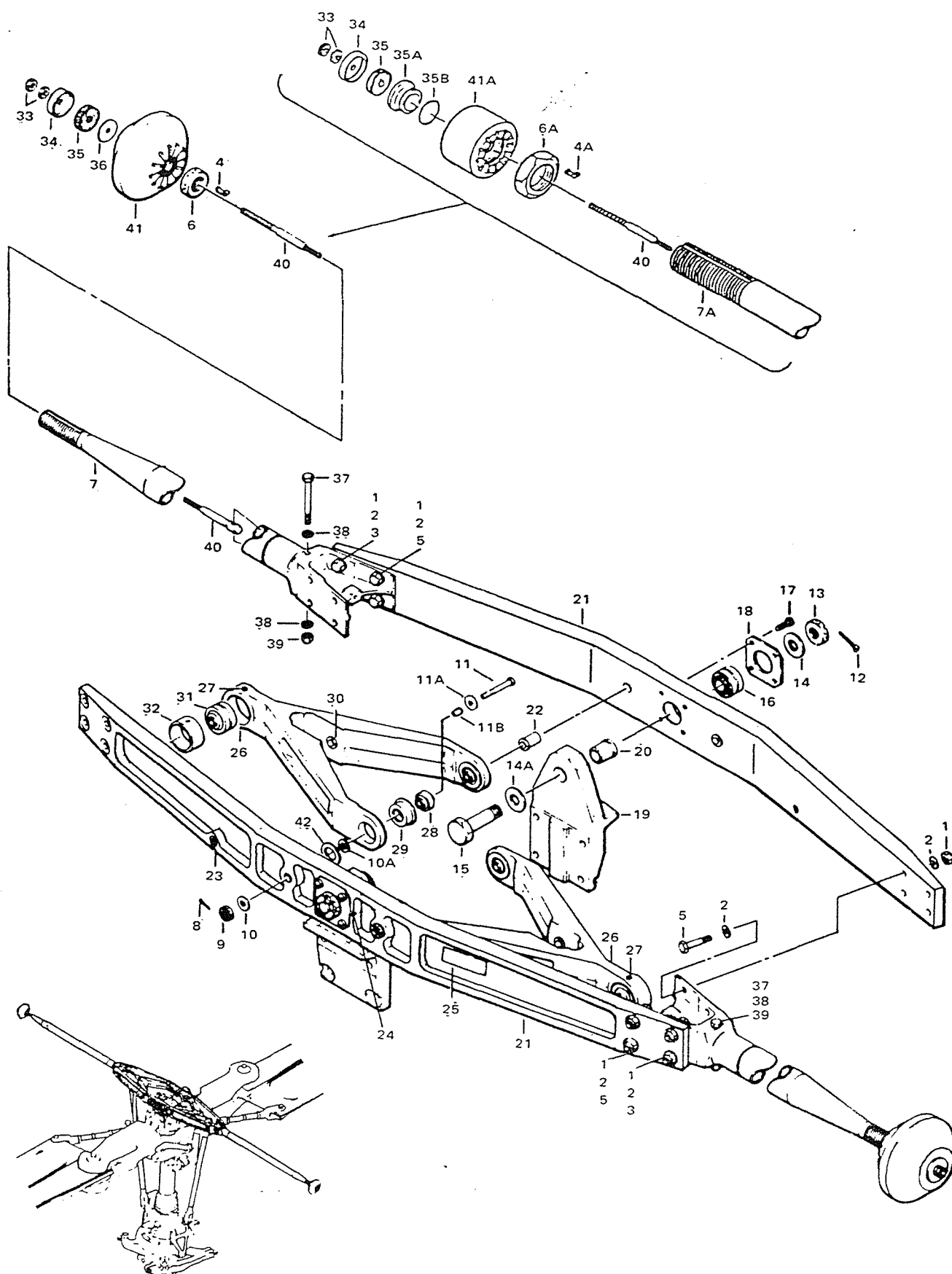


Figure 3B. Stabilizer Bar Assembly

FIGURE AND INDEX NUMBER	PART NUMBER	DESCRIPTION	UNIT PER ASSY
3B -	204-011-326-13	STABILIZER BAR ASSY (SEE FIG. 3 FOR NHA)	REF
.	212-010-300-1	STABILIZER BAR ASSY (SEE FIG. 3 FOR NHA)	REF
-1	MS21042L5	NUT	16
-2	AN960-516	WASHER	32
-3	AN175-10A	BOLT.	8
-4	NAS559-5	LOCK, ROD END USBL ON P/N 204-011-328-11.	2
-4A	NAS559-9	LOCK, ROD END USBL ON P/N 212-010-311-101	2
-5	AN175-11A	BOLT.	8
-6	NAS509-12	NUT USBL ON P/N 204-011-328-11.	2
-6A	NAS509-24	NUT USBL ON P/N 212-010-311-101	2
-7	204-011-328-11	TUBE ASSY.	2
-7A	212-010-311-101	TUBE ASSY.	2
-8	MS24665-300	PIN, COTTER.	4
-9	MS17286-6	NUT	4
-10	AN960-616	WASHER	4
-10A	AN960-616L	WASHER	AR
	AN960-616	WASHER	AR
-11	NAS464P6-24	BOLT.	4
-11A	140-007-25S36B4	WASHER	4
-11B	212-010-303-1	BUSHING	4
-12	MS24665-370	PIN, COTTER.	2
-13	MS17286-10	NUT	2
-14	AN960-1016	WASHER	2
-14A	140-007-41S38C4	WASHER USBL ON P/N 212-010-300-1.	2
-15	20-057-10S29D	BOLT USBL ON P/N 212-010-300-1.	2
	NAS464-10-27	BOLT.	2
-16	204-011-310-1	BEARING SET	2
-17	AN502-416-12	SCREW.	8
-18	204-011-308-1	RETAINER	2
-19	204-011-304-1	SUPPORT ASSY	2
-20	204-010-413-43	BUSHING	1
3B -21	204-011-307-1	CENTER FRAME ASSY.	2
-22	204-010-413-45	BUSHING	2
-23	204-010-413-47	BUSHING	1
-24	NAS516-1	FITTING.	1
-25	100-024-1	PLATE, IDENTIFICATION.	1
-26	212-010-302-1	LEVER ASSY.	2
-27	NAS516-1	FITTING.	1
-28	MS20201KP10A	BEARING	2
-29	204-010-422-21	LINER	2
-30	204-010-413-33	BUSHING	2
-31	MS28913-5C	BEARING	1
-32	120-014-5A	BUSHING	1
-33	AN315-5R	NUT	4
-34	204-011-334-1	RETAINER	2
-35	204-011-333-1	BUSHING	2
-35A	540-011-322-1	BUSHING USBL ON P/N 212-010-311-101.	2
-35B	MS29513-119	PACKING USBL ON P/ 212-010-311-101.	2
-36	204-011-332-1	WASHER	2
-37	AN174-23A	BOLT.	2
-38	600-742-1.4	SEAL (83259).	4
-39	MS21042L4	NUT	2
-40	204-011-329-1	CABLE ASSY.	2
-41	204-011-303-7	WEIGHT USBL ON P/N 204-011-328-11	2
-41A	212-010-306-1	WEIGHT USBL ON P/N 212-010-311-101	2
-42	212-010-310-1	WASHER	4

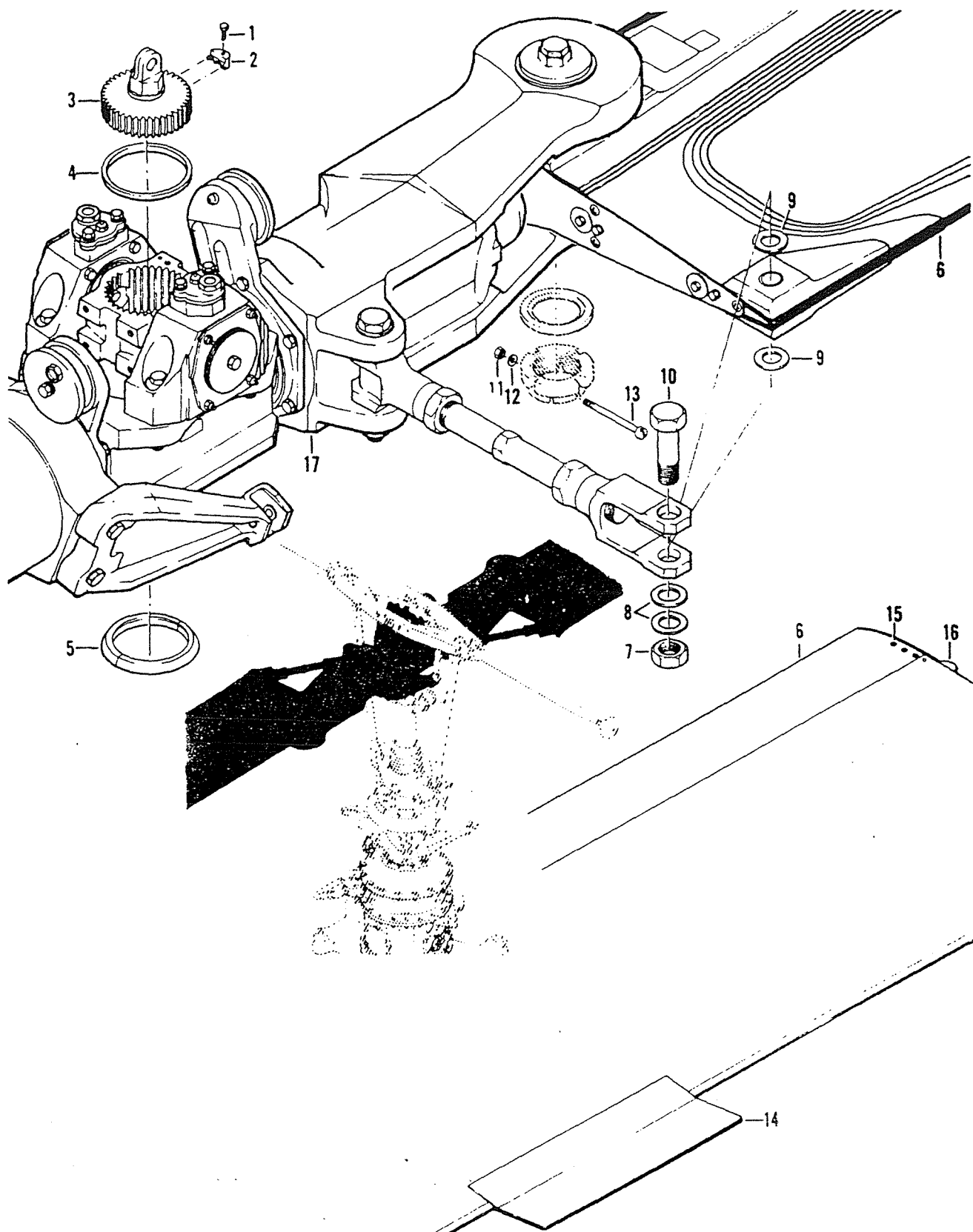


Figure 4. Hub and Blade Assembly



(1) FIGURE & INDEX NUMBER	(2) PART NUMBER	(3) DESCRIPTION	(4) UNIT PER ASSY	(5) USABLE ON CODE
4 -	204-200-073-7	PYLON ASSY (SEE FIG. 2 FOR NHA) (SEE FIG. 3. AND 7 FOR BALANCE OF BREAKDOWN)	REF	
- 1	204-012-100-3	..HUB AND BLADE ASSY.....	1	
- 2	AN4H10A	..BOLT (AP).....	1	
- 3	204-010-132-1	..LOCK, MAST NUT (AP).....	1	
- 4	204-010-481-1	..NUT, MAST (AP).....	1	
- 5	204-010-128-1	..WASHER (AP).....	1	
- 6	204-010-127-1	..CONE SET (AP).....	1	
- 6	204-011-250-5	..BLADE ASSY, MAIN ROTOR (WHEN EXHAUSTED USE 204-011-250-113)	2	
- 6	204-011-250-113	..BLADE ASSY, MAIN ROTOR (USE 204-011-250-5. UNTIL EXHAUSTED)	2	
- 7	MS21245L14	..NUT (AP).....	2	
- 8	AN960-1416	..WASHER (AP).....	4	
- 9	120-008058E29	..SHIM (AP).....	4	
- 10	204-011-166-1	..BOLT (AP).....	2	
- 11	NAS679A08	..NUT (AP).....	2	
- 12	AN960-8	..WASHER (AP).....	2	
- 13	AN503-8-12	..SCREW (AP).....	2	
- 14	204-011-039-1	..TRIM TAB ASSY.....	1	
- 15	NK509-416R12	..SCREW (83512).....	6	
- 16	204-011-052-5	..SUPPORT ASSY, WEIGHT.....	1	
- 16	204-011-062-1	..CAP, TIP (USE WITH 204-011-250-1 BLADES).	1	
- 17	204-012-101-5	..HUB ASSY (REPLACED BY 204-012-101-19) (SEE FIG. 4A AND 4B FOR DETAIL BREAKDOWN)	1	
- 18	204-012-101-19	..HUB ASSY (REPLACES 204-012-101-5) (SEE FIG. 4A AND 4B FOR DETAIL BREAKDOWN)	1	
- 18	204-012-101-019	..HUB ASSY (REPLACED BY 204-012-101-31) (SEE FIG. 4A AND 4B FOR DETAIL BREAKDOWN)	1	
- 18	204-012-101-31	..HUB ASSY (REPLACES 204-012-101-019) (SEE FIG. 4A AND 4B FOR DETAIL BREAKDOWN)	1	

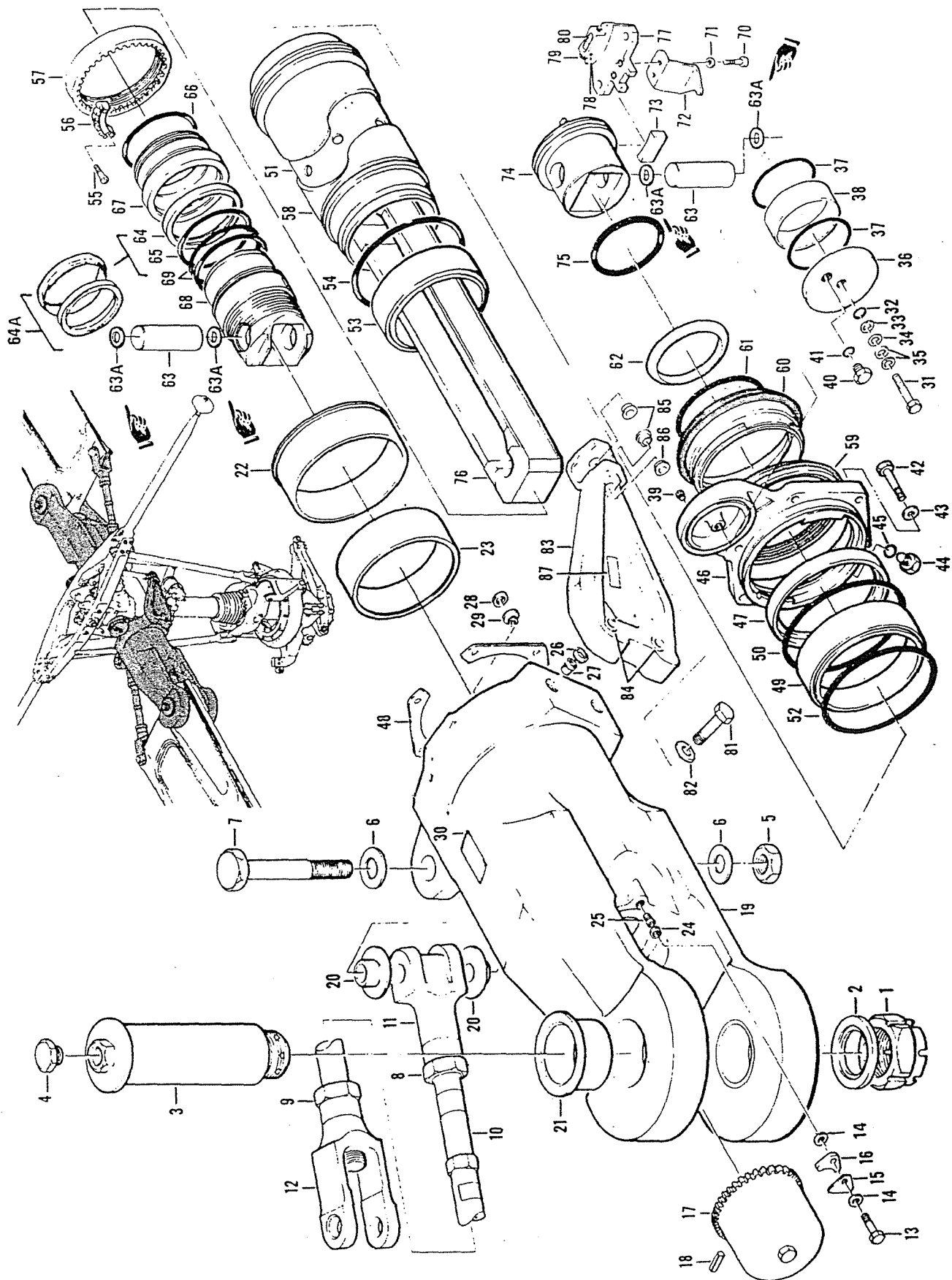


Figure 4A. Main Rotor Hub Assembly

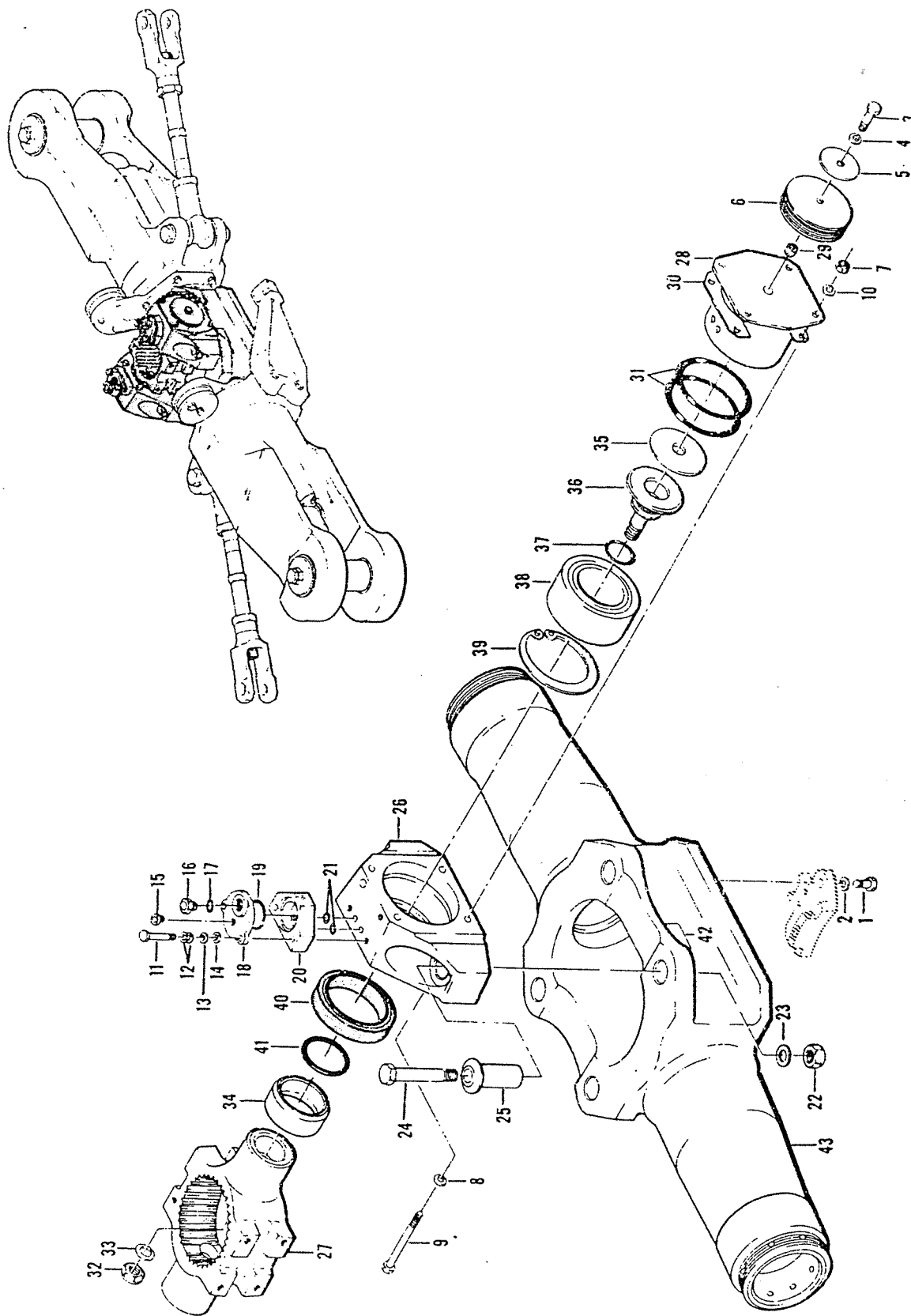
(1) FIGURE & INDEX NUMBER	(2) PART NUMBER	(3) DESCRIPTION	(4) UNIT PER ASSY	(5) USABLE ON CODE
4A-	204-012-101-19	HUB ASSY (SEE FIG. 4 FOR NHA) (SEE FIG. 4B . FOR BALANCE OF BREAKDOWN) (WHEN EXHAUSTED USE 204-012-101-31)	REF	
	204-012-101-31	HUB ASSY (SEE FIG. 4 FOR NHA) (SEE FIG. 4B . FOR BALANCE OF BREAKDOWN) (USE 204-012-101-19 UNTIL EXHAUSTED)	REF	
- 1	204-011-153-1	.NUT.....	2	
- 2	204-011-152-1	.WASHER.....	2	
- 3	204-011-151-1	.BOLT ASSY.....	2	
- 4	AN814-10L	.PLUG.....	2	
- 5	MS21245L14	.NUT.....	2	
- 6	AN960-1416	.WASHER.....	4	
- 7	204-011-166-3	.BOLT.....	2	
	204-011-140-1	.DRAG BRACE ASSY.....	2	
- 8	204-011-144-1	.NUT.....	1	
- 9	204-011-144-3	.NUT.....	1	
- 10	204-011-143-1	.BARREL, ROTOR.....	1	
- 11	204-011-180-1	.FITTING.....	1	
- 12	204-011-179-1	.CLEVIS.....	1	
- 13	AN4H7A	.BOLT.....	2	
- 14	AN960-416	.WASHER.....	2	
- 15	204-011-149-1	.CLAMP.....	2	
- 16	204-010-526-1	.LOCK, STRAP RETAINER.....	2	
- 17	204-011-116-1	.NUT.....	2	
- 18	204-011-158-3	.KEY.....	2	
- 19	204-011-121-5	.GRIP ASSY, MAIN ROTOR.....	2	
- 20	204-010-413-27	.BUSHING, SLEEVE.....	2	
- 21	204-010-413-29	.BUSHING, SLEEVE.....	2	
- 22	204-011-129-1	.LINER.....	1	
- 23	204-011-130-1	.LINER.....	1	
- 24	RL28S88	.RING, LOCK SERRATED (83324).....	1	
- 25	RD206S88	.INSERT (83324).....	1	
- 26	RL38S89	.RING (83324).....	2	
- 27	RD208S88	.INSERT (83324).....	2	
- 28	RL33S89	.RING, LOCK SERRATED (83324).....	6	
- 29	RAD207S89	.INSERT (83324).....	6	
- 30	100-024-1	.PLATE IDENT.....	1	
- 31	AN4H15A	.BOLT.....	2	
- 32	MS29561-010	.PACKING, PREFORMED.....	2	
- 33	AN960PD416	.WASHER.....	2	
- 34	AN960-416L	.WASHER.....	2	
- 35	MS35338-44	.WASHER.....	4	
- 36	204-010-507-1	.COVER, OIL RESERVOIR MAIN.....	2	
- 37	MS29561-234	.PACKING, PREFORMED.....	4	
- 38	204-010-506-5	.SIGHT GLASS, TRANSMISSION.....	2	
- 39	47200	.RELIEF FITTING (70270).....	2	
		(ALTERNATE PART)		
- 39	G47200	.RELIEF FITTING (70270).....	2	
- 40	AN814-6DL	.PLUG.....	2	
- 41	NAS617-6	.PACKING, PREFORMED.....	2	
- 42	AN5H10A	.BOLT.....	12	
- 43	AN960PD516	.WASHER.....	12	
- 44	AN814-5DL	.PLUG.....	2	
- 45	NAS617-5	.PACKING, PREFORMED.....	2	
- 46	204-011-125-1	.PLATE ASSY, MAIN ROTOR GRIP.....	2	
- 47	204-011-126-1	.RING.....	1	
- 48	204-011-162-1	.SHIM.....	8	
- 49	204-011-111-1	.BEARING.....	2	
- 50	MS29561-258	.PACKING, PREFORMED.....	2	
- 51	204-011-160-1	.SPACER, SLEEVE.....	2	
- 52	160-1487	.PACKING, PREFORMED (86579).....	2	
- 53	204-011-112-1	.BEARING.....	2	
- 54	159-1487	.PACKING (86579).....	2	
- 55	AN503-8-10	.SCREW.....	4	
- 56	204-012-113-3	.LOCKPLATE.....	2	
- 57	204-012-106-1	.NUT.....	2	
- 58	204-011-159-1	.SPACER, SLEEVE.....	2	
- 59	204-011-131-5	.SEAL.....	2	
- 60	204-012-116-1	.RING, RADIUS (WHEN EXHAUSTED, USE.....	2	

(1) FIGURE & INDEX NUMBER	(2) PART NUMBER	(3) DESCRIPTION	(4) UNIT PER ASSY	(5) USABLE ON CODE
4A-		204-012-116-3)		
- 60	204-012-116-3	.RING, RADIUS (USE 204-012-116-1 UNTIL..... EXHAUSTED)	2	
- 61	MS29561-248	.PACKING, PREFORMED.....	2	
- 62	204-011-123-1	.RING, BACKUP.....	2	
- 63	204-012-104-5	.PIN.....	4	
- 63A	AN960PD816L	, WASHER	8	
- 64	S12561-341	.SEAL (97820)(REPLACED BY S32979-341G99 SEAL ASSY) .	2	
- 64A	S32979-341G99	.SEAL ASSY (97820)REPLACES S12561-341 SEAL AND MS29561-341 PACKING)	2	
- 65	MS29561-341	.PACKING, PREFORMED (REPLACED BY S32979-341G99 SEAL ASSY)	2	
- 66	MS29561-238	.PACKING, PREFORMED.....	2	
- 67	204-012-107-1	.SEAL.....	2	
- 68	204-012-103-1	.FITTING	2	
- 69	MS29561-237	.PACKING, PREFORMED.....	4	
- 70	AN502-416-6	.SCREW.....	4	
- 71	AN960PD416	.WASHER.....	4	
- 72	204-011-161-1	.BRACKET (SEE NOTE).....	2	
- 73	204-012-108-1	.STOP.....	2	
- 74	204-012-102-5	.FITTING ASSY, INBOARD.....	2	
- 75	MS29561-240	.PACKING, PREFORMED.....	2	
- 76	204-012-112-3	.STRAP ASSY (ALTERNATE 204-012-112-7)..... (REPLACED BY 204-012-122-5)	2	
- 77	204-012-122-5	.STRAP ASSY (REPLACES 204-012-112-3 AND -7) .	2	
- 78	204-012-105-1	.STOP ASSY.....	2	
- 79	MS171462	.PIN.....	1	
- 80	204-012-110-1	.BOLT.....	1	
- 81	204-012-109-1	.WORM.....	1	
- 82	AN6H22A	.BOLT.....	4	
- 83	AN960-616	.WASHER.....	4	
- 84	204-011-120-5	.PITCH HORN ASSY, MAIN ROTOR.....	2	
- 85	204-010-170-5	.BUSHING, SLEEVE.....	2	
- 86	204-010-170-7	.BUSHING, SLEEVE.....	2	
- 87	204-010-170-9	.BUSHING.....	1	
- 87	100-024-1	.PLATE, IDENT.....	1	
NOTE: INSTALLATION OF BRACKET ON GRIP ASSY OPTIONAL				



Figure 4B. Main Rotor Hub Assembly, Inboard Section

(1) FIGURE & INDEX NUMBER	(2) PART NUMBER	(3) DESCRIPTION	(4) UNIT PER ASSY	(5) USABLE ON CODE
4A-		204-012-116-3)		
- 60	204-012-116-3	.RING, RADIUS (USE 204-012-116-1 UNTIL..... EXHAUSTED)	2	
- 61	MS29561-248	.PACKING, PREFORMED.....	2	
- 62	204-011-123-1	.RING, BACKUP.....	2	
- 63	204-012-104-5	.PIN.....	4	
-63A	AN960PD816L	..WASHER	8	
- 64	S12561-341	.SEAL (97820)(REPLACED BY S32979-341G99 SEAL ASSY) .	2	
-64A	S32979-341G99	.SEAL ASSY (97820)REPLACES S12561-341 SEAL AND MS29561-341 PACKING).....	2	
- 65	MS29561-341	.PACKING, PREFORMED (REPLACED BY S32979-341G99 SEAL ASSY)	2	
- 66	MS29561-238	.PACKING, PREFORMED.....	2	
- 67	204-012-107-1	.SEAL.....	2	
- 68	204-012-103-1	.FITTING	2	
- 69	MS29561-237	.PACKING, PREFORMED.....	4	
- 70	AN502-416-6	.SCREW.....	4	
- 71	AN960PD416	.WASHER.....	4	
- 72	204-011-161-1	.BRACKET (SEE NOTE).....	2	
- 73	204-012-108-1	.STOP.....	2	
- 74	204-012-102-5	.FITTING ASSY, INBOARD.....	2	
- 75	MS29561-240	.PACKING, PREFORMED.....	2	
- 76	204-012-112-3	.STRAP ASSY (ALTERNATE 204-012-112-7)..... (REPLACED BY 204-012-122-5)	2	
	204-012-122-5	.STRAP ASSY (REPLACES 204-012-112-3 AND -7) .	2	
	204-310-101-101	.STRAP (76005) ALTERNATE.....	2	
- 77	204-012-105-1	.STOP ASSY.....	2	
- 78	MS171462	..PIN.....	1	
- 79	204-012-110-1	..BOLT.....	1	
- 80	204-012-109-1	..WORM.....	1	
- 81	AN6H22A	.BOLT.....	4	
- 82	AN960-616	.WASHER.....	4	
- 83	204-011-120-5	.PITCH HORN ASSY, MAIN ROTOR.....	2	
- 84	204-010-170-5	..BUSHING, SLEEVE.....	2	
- 85	204-010-170-7	..BUSHING, SLEEVE.....	2	
- 86	204-010-170-9	..BUSHING.....	1	
- 87	100-024-1	..PLATE, IDENT.....	1	
		NOTE: INSTALLATION OF BRACKET ON GRIP ASSY OPTIONAL		



(1) FIGURE & INDEX NUMBER	(2) PART NUMBER	(3) DESCRIPTION	(4) UNIT PER ASSY	(5) USABLE ON CODE
4B-	204-012-101-19	HUB ASSY (SEE FIG. 4 FOR NHA) (SEE FIG. 4A . FOR BALANCE OF BREAKDOWN) (WHEN EXHAUSTED USE 204-012-101-31)	REF	
	204-012-101-31	HUB ASSY (SEE FIG. 4 FOR NHA) (SEE FIG. 4A . FOR BALANCE OF BREAKDOWN) (USE 204-012-101-19 UNTIL EXHAUSTED)	REF	
- 1	AN6H6A	.BOLT.....	4	
- 2	AN960PD616	.WASHER.....	4	
		ONE OF THE FOLLOWING LISTED BOLTS, AN6-5A THRU AN6-13A, OF THE REQUIRED LENGTH MUST BE SELECTED FOR ATTACHMENT OF WASHERS TO OBTAIN CHORDWISE BALANCE.		
- 3	AN6-5A	.BOLT.....	1	
- 3	AN6-6A	.BOLT.....	1	
- 3	AN6-7A	.BOLT.....	1	
- 3	AN6-10A	.BOLT.....	1	
- 3	AN6-11A	.BOLT.....	1	
- 3	AN6-12A	.BOLT.....	1	
- 3	AN6-13A	.BOLT.....	1	
- 4	AN960-616	.WASHER.....	1	
- 5	AN970-6	.WASHER.....	16	
- 6	204-011-150-1	.WEIGHT.....	16	
- 7	NAS679A5	.NUT.....	8	
- 8	AN960PD516	.WASHER.....	8	
- 9	AN5-31A	.BOLT.....	8	
- 10	AN960-516L	.WASHER.....	8	
- 11	AN4H15A	.BOLT.....	4	
- 12	MS35338-44	.WASHER.....	8	
- 13	AN960-416L	.WASHER.....	4	
- 14	AN960PD416	.WASHER.....	4	
- 15	47200	.RELIEF FITTING (95879).....	2	
		(ALTERNATE PART)		
- 15	G47200	.RELIEF FITTING (95879).....	2	
- 16	AN814-5DL	.PLUG.....	2	
- 17	NAS617-5	.PACKING, PREFORMED.....	2	
- 18	204-010-529-1	.COVER, RESERVOIR.....	2	
- 19	MS29561-220	.PACKING, PREFORMED.....	2	
- 20	204-010-191-1	.RESERVOIR.....	2	
- 21	MS29561-011	.PACKING, PREFORMED.....	4	
- 22	EB080	.NUT (72962).....	4	
		(ALTERNATE PART)		
- 22	42FLW820	.NUT (56878).....	4	
- 23	AN960-816	.WASHER.....	4	
- 24	204-011-171-3	.BOLT.....	4	
- 25	204-011-135-3	.BUSHING.....	4	
- 26	204-011-108-3	.BLOCK, PILLOW.....	2	
- 27	204-011-105-1	.TRUNNION ASSY, MAIN ROTOR.....	1	
- 28	204-011-122-1	.LINER ASSY.....	2	
- 29	3591-6CNX3-8	.INSERT (91767).....	1	
- 30	204-011-147-1	.SHIM.....	8	
- 31	MS29561-240	.PACKING, PREFORMED.....	4	
- 32	MS21245L8	.NUT.....	2	
- 33	AN960-816	.WASHER.....	2	
- 34	204-011-148-1	.RING, RADIUS.....	2	
- 35	204-011-133-1	.PLATE, THRUST.....	2	
- 36	204-011-134-1	.LOCK, BEARING.....	2	
- 37	MS29561-218	.PACKING, PREFORMED.....	2	
- 38	204-011-110-3	.BEARING, ROLLER AIRFRAME.....	2	
- 39	NAS669-347	.RING, BEARING RETAINING.....	2	
- 40	204-011-132-1	.SEAL.....	2	
- 41	035-1487	.PACKING, PREFORMED (86579).....	2	
- 42	AN7510-1	.PLATE.....	1	
- 43	204-011-102-17	.YOKE ASSY, MAIN ROTOR.....	1	

Section II
Group Assembly Parts List

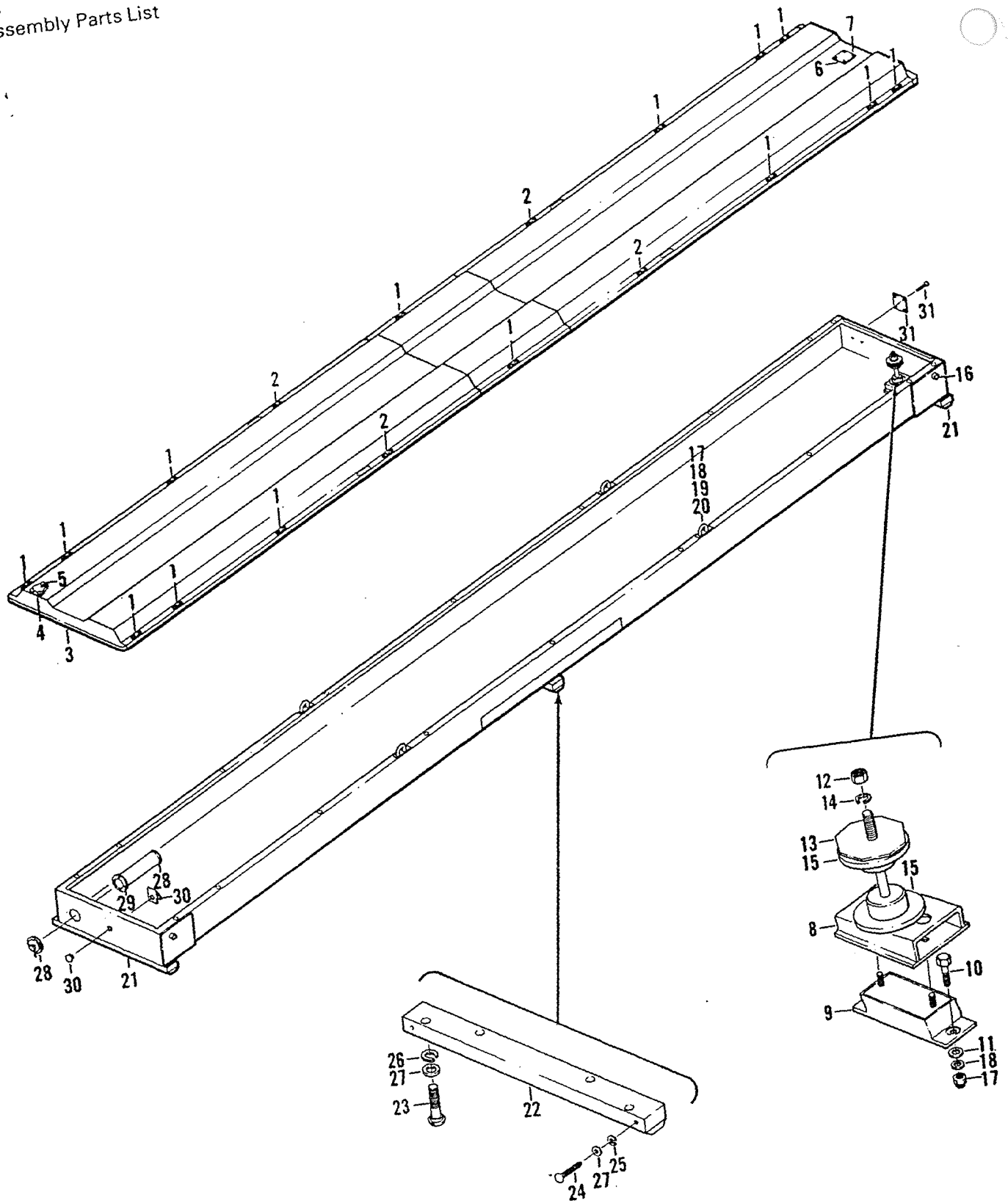


Figure 5. Container Assembly, Main Rotor Blade

(1) FIGURE & INDEX NUMBER	(2) PART NUMBER	(3) DESCRIPTION	(4) UNIT PER ASSY	(5) USABLE ON CODE
5 -	204-011-250MUSC1	CONTAINER ASSY, MAIN ROTOR BLADE.....	1	
- 1	118001-1	..FASTENER ASSY (05259).....	14	
- 2	118001-2	..FASTENER ASSY (05259).....	4	
- 3	204-011-250MUSC5	..UPPER ASSY.....	1	
- 4	848102SA	..GUIDE, STACKING.....	2	
- 5	MS20500-428	..NUT (AP).....	6	
	AN960C416	..WASHER, FLAT (AP).....	6	
	AN4C10A	..BOLT (AP).....	6	
- 6	204-007MUSC1	..NAMEPLATE.....	1	
- 7	AN535-2-2	..SCREW, DRIVE (AP).....	4	
	204-001-250MUSC3	..LOWER ASSY.....	1	
- 8	204-220MUSC1	..MOUNT, HUB.....	1	
- 9	J5227-6	..MOUNT, SHEAR (76005).....	1	
- 10	AN6C10A	..BOLT, HEX (AP).....	2	
- 11	AN960C816	..WASHER, FLAT (AP).....	2	
- 12	AN335-10	..NUT, HEX.....	1	
- 13	204-220MUSC7	..WASHER.....	1	
- 14	MS35338-31	..WASHER, LOCK.....	1	
- 15	204-163DP1	..SPACER.....	2	
	848122SA3	..BUMPER ASSY.....	4	
- 16	MS21042L6	..NUT.....	1	
	3/8-1DX1.00.D	..WASHER (AP).....	1	
	AN960-616	..WASHER, FLAT (AP).....	1	
	AN6-11A	..BOLT.....	1	
	848122SA1	..BUMPER.....	1	
- 17	MS20500-624	..NUT.....	12	
- 18	AN960C616	..WASHER, FLAT.....	24	
- 19	NAS3106-14-13	..BOLT, U.....	4	
- 20	204-160DP1	..SEAL.....	4	
- 21	204-162DP1	..SKID END.....	2	
- 22	204-162DP3	..SKID CENTER.....	1	
- 23	70-6-30	..BOLT (88041) (AP).....	12	
- 24	70-4-40	..BOLT (88041) (AP).....	6	
- 25	MS35338-25	..WASHER, LOCK (AP).....	6	
- 26	MS35338-27	..WASHER, LOCK (AP).....	12	
- 27	AN960C416	..WASHER, FLAT (AP).....	6	
- 28	204-096MUSC1	..TUBE, LOG.....	1	
	204-098MUSC1	..COVER, LOG TUBE.....	1	
	25C10-1A8	..CHAIN, SAFETY.....	1	
	NO. 75	..COVER (01943).....	1	
- 29	AN54586-4	..SCREW.....	1	
- 30	204-164DP1	..BAFFLE.....	2	
	XS99522K2215	..PLUG BUTTON (83058).....	2	
- 31	204-007MUSC1	..NAMEPLATE.....	1	
	AN54583-4	..SCREW, WOOD (AP).....	4	

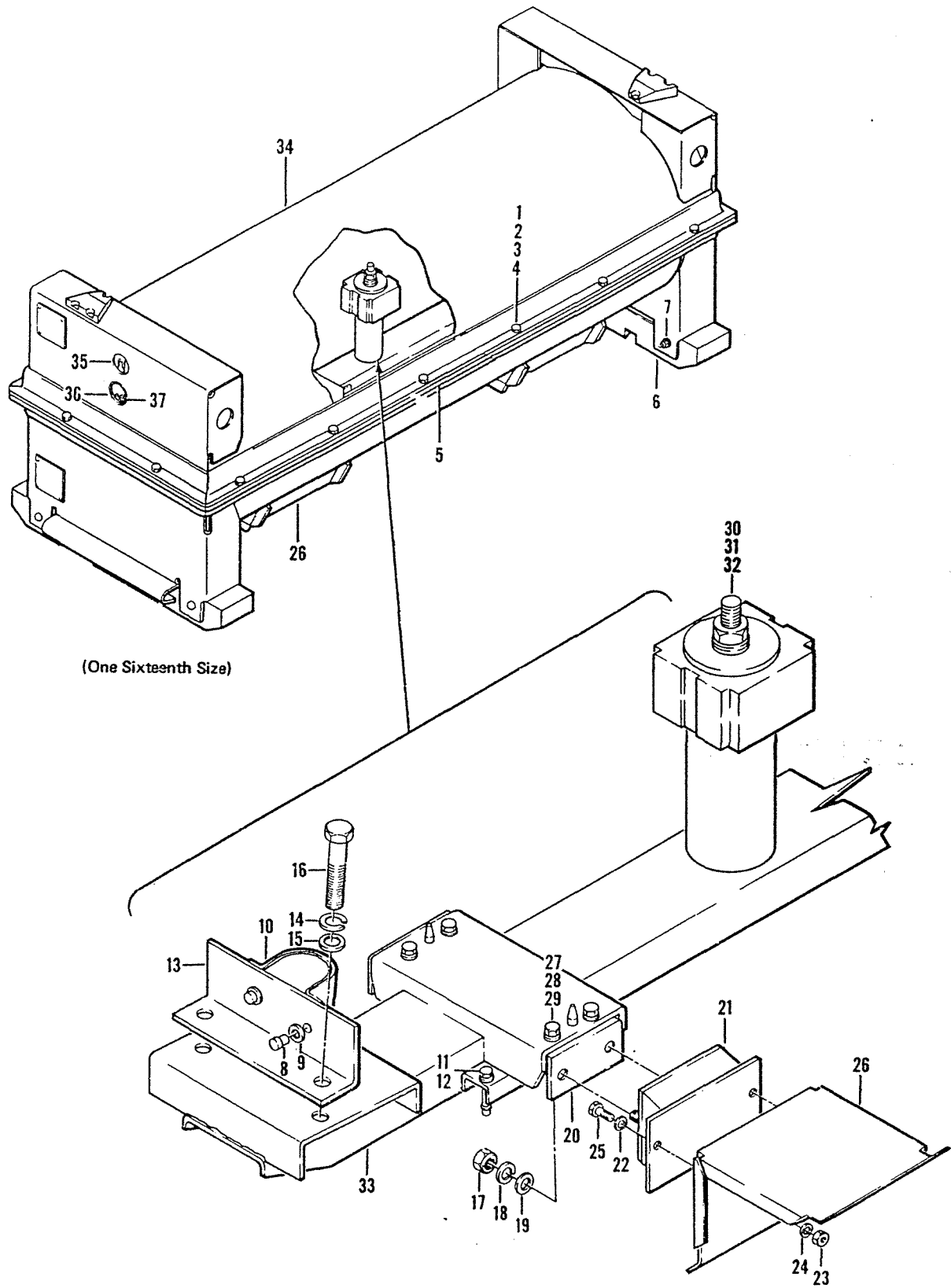


Figure 6. Container Assembly, Main Rotor Hub

(1) FIGURE & INDEX NUMBER	(2) PART NUMBER	(3) DESCRIPTION	(4) UNIT PER ASSY	(5) USABLE ON CODE
6 -	204-011-101MUSC1	CONTAINER, MAIN ROTOR HUB ASSY.....	1	
- 1	AN335-6	..NUT.....	18	
- 2	MS20074-14	..BOLT.....	18	
- 3	AN960-616	..WASHER.....	36	
- 4	MS35337-46	..WASHER, LOCK.....	18	
	204-011-101MUSC5	..CONTAINER ASSY, LOWER.....	1	
- 5	8481290P5	..SEAL.....	1	
- 6	STD119-1	..SKID (05259).....	2	
- 7	MS35337-46	..WASHER, LOCK (AP).....	4	
	AN960-616	..WASHER, FLAT (AP).....	4	
	70-6-44	..BOLT, CARRIAGE (AP) (99238).....	4	
	MS27040-12	..NUT (AP).....	4	
- 8	91S2-10	..STUD (71286).....	4	
- 9	91S3-1	..WASHER.....	4	
- 10	204-202MUSC1	..CLAMP.....	2	
- 11	91S3-1	..WASHER.....	4	
- 12	91S2-39	..WASHER.....	4	
- 13	204-201MUSC1	..ANGLE.....	2	
- 14	MS35337-46	..WASHER, LOCK (AP).....	4	
- 15	AN960-616	..WASHER (AP).....	4	
- 16	MS20074-06-30	..BOLT (AP).....	4	
- 17	AN335-5	..NUT.....	8	
- 18	MS35337-45	..WASHER, LOCK.....	8	
- 19	AN960-516	..WASHER.....	8	
- 20	204-207MUSC1	..ANGLE.....	4	
- 21	J5227-10	..MOUNT, SHOCK (76005).....	4	
- 22	MS35337-46	..WASHER, LOCK.....	8	
- 23	AN335-6	..NUT.....	8	
- 24	AN960-616	..WASHER.....	16	
- 25	MS20074-12	..BOLT.....	8	
- 26	204-203MUSC1	..BRACKET.....	4	
- 27	MS35337-46	..WASHER, LOCK.....	8	
- 28	AN960-616	..WASHER.....	8	
- 29	MS20074-06-11	..BOLT.....	8	
- 30	MS35337-50	..WASHER, LOCK.....	1	
- 31	AN335-10	..NUT.....	1	
- 32	AN960-1016	..WASHER.....	1	
- 33	204-200MUSC1	..FRAME ASSY.....	1	
- 34	204-011-101MUSC7	..CONTAINER ASSY, UPPER.....	1	
- 35	204-098MUSC1	..COVER ASSY.....	1	
- 36	C138	..VALVE, RELIEF (70587).....	1	
- 37	2156	..INDICATOR (00334).....	1	

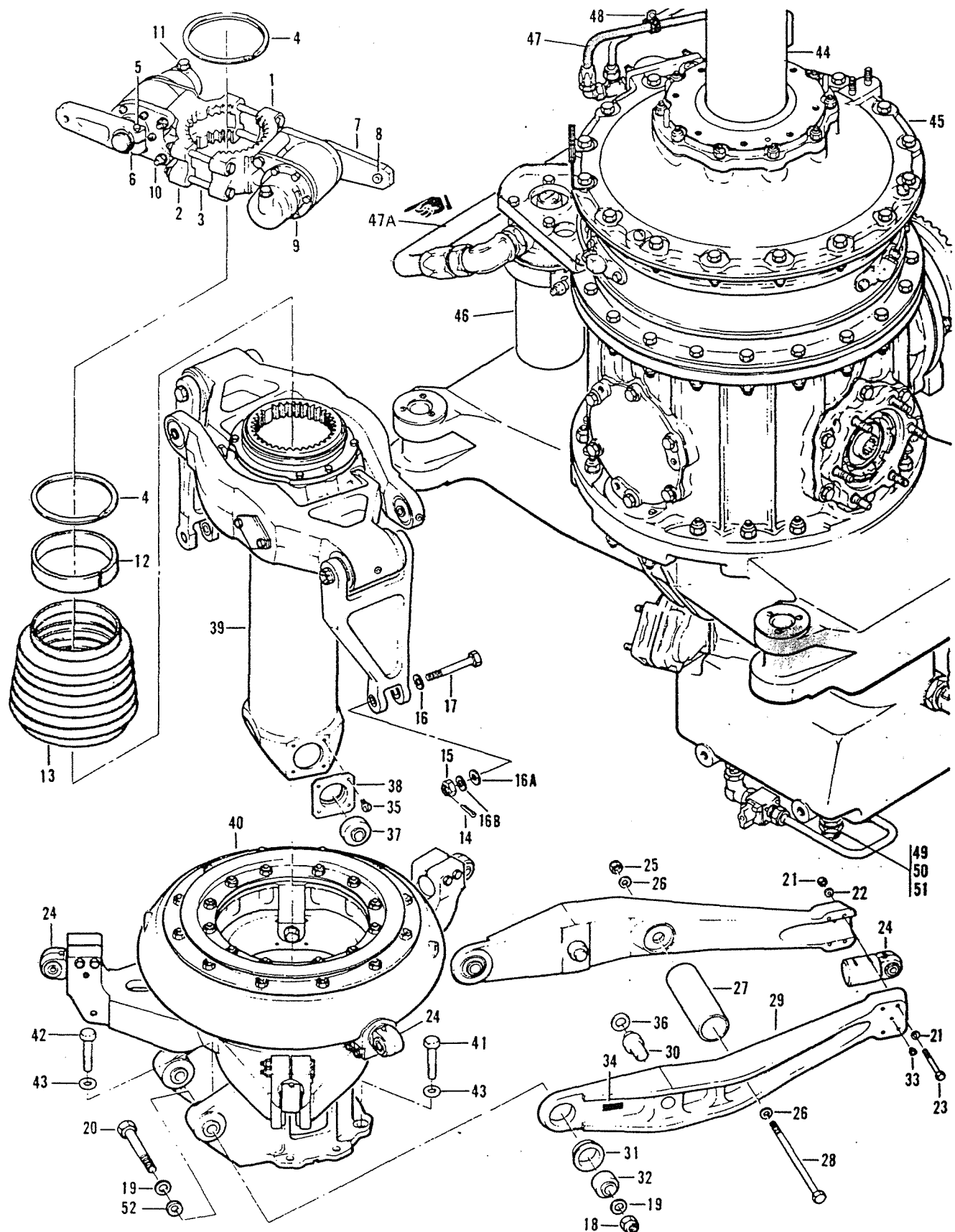


Figure 7. Pylon Assembly, Lower Section

FIGURE & INDEX NUMBER	PART NUMBER	DESCRIPTION	UNIT PER ASSY	USABLE ON CODE
-	204-200-023-7	PYLON ASSY (SEE FIG. 2 FOR NHA) (SEE FIG. 3, AND 4 FOR BALANCE OF BREAKDOWN)	REF	
- 1	204-010-922-5	.ADAPTER.....	1	
- 2	204-010-922-7	.ADAPTER.....	1	
	204-010-922-9	.ADAPTER.....	1	
- 3	MS21042L4	.NUT.....	4	
- 3	AN960PD416	.WASHER.....	8	
- 3	AN4-34A	.BOLT.....	4	
- 4	RS387GD	.RING, RETAINER (80756).....	2	
	204-011-313-1	.LEVER ASSY.....	2	
- 5	MS21042-3	.NUT (AP).....	2	
	AN960PD10	.WASHER (AP).....	2	
	AN3-15A	.BOLT (AP).....	1	
- 6	MS16624-1087	.RING (AP).....	2	
- 7	204-011-313-3	.LEVER.....	1	
- 8	22-006-15-34-16	.PUSHING.....	1	
- 9	204-010-937-5	.DAMPER ASSY (VENDOR P/N SGT520-4) (92003).. (REPLACED BY 204-010-937-7)	2	
	204-010-937-7	.DAMPER ASSY (VENDOR P/N SGT 520-4).....	2	
- 10	MS21042L4	.NUT (AP).....	2	
	AN960PD416	.WASHER (AP).....	4	
	AN4-27A	.BOLT (AP).....	2	
- 11	ANR14-2DL	.PLUG.....	1	
	MS28777-2	.GASKET.....	1	
- 12	204-010-457-5	.SPACER.....	1	
- 13	204-011-462-1	.BOOT.....	1	
- 14	MS24665-152	.PIN.....	2	
- 15	MS17825-5	.NUT.....	2	
- 16	MS20002C5	.WASHER.....	2	
- 16A	AN960-516L	.WASHER.....	2	
- 16B	AN960-516	.WASHER.....	2	
- 17	NAS1305-300	.BOLT (PART OF KIT, P/N 7738689-30).....	2	
	204-011-438-1	.LEVER ASSY.....	2	
- 18	NAS1021A8	.NUT (AP).....	1	
- 19	AN960-816	.WASHER (AP).....	2	
- 20	AN178-22A	.BOLT (AP).....	1	
- 21	MS21042L4	.NUT (AP).....	4	
- 22	AN960PD416	.WASHER (AP).....	8	
- 23	AN4-22A	.BOLT (AP).....	4	
- 24	KSP9001-5	.TRUNNION ASSY (84955).....	5	
- 25	MS21042L6	.NUT (AP).....	1	
- 26	AN960PD616	.WASHER (AP).....	2	
- 27	204-011-447-1	.SPACER (AP).....	1	
- 28	AN6-55A	.BOLT (AP).....	1	
	204-011-438-001	.LEVER ASSY.....	2	
	212-010-403-005	.LEVER ASSY (ALTERNATE)..... (NOTE: DO NOT INTERMIX WITH 204-011-438-001 LEVERS)	2	
- 29	204-011-438-003	.LEVER.....	1	
	212-010-403-003	.LEVER (USE WITH 212-010-403-005 LEVER ASSY)	1	
- 30	204-011-446-003	.PIN.....	1	
	212-010-402-003	.PIN (USE WITH 212-010-403-005 LEVER ASSY)	1	
- 31	204-010-422-013	.LINER (WHEN EXHAUSTED USE 204-010-422-19)	1	
	204-010-422-019	.LINER (USE 204-010-422-013 UNTIL EXHAUSTED)	1	
	204-010-422-023	.LINER (USE WITH 212-010-403-005 LEVER ASSY)	1	
- 32	MS27641-8	.BEARING.....	1	
	MS20201KP8A	.BEARING (ALTERNATE).....	1	
- 33	NAS516-1	.FITTING.....	1	
- 34	100-024-1	.NAMEPLATE.....	1	
- 35	AN502-10-6	.SCREW.....	8	
- 36	120-008C28F20	.SHIM.....	2	
	204-011-443-1	.BEARING AND LINER ASSY.....	2	
- 37	AN201KP10A	.BEARING (REPLACED BY MS27641-10).....	1	
	MS27641-10	.BEARING (REPLACES AN201KP10A).....	1	
- 38	204-011-443-3	.LINER.....	1	
- 39	204-011-401-9	.SCISSORS AND SLEEVE ASSY.....	1	
	204-011-401-11	.SCISSORS AND SLEEVE ASSY.....	1	

(1) FIGURE & INDEX NUMBER	(2) PART NUMBER	(3) DESCRIPTION	(4) UNIT PER ASSY	(5) USABLE ON CODE
- 40	204-011-400-9	.SWASHPLATE AND SUPPORT ASSY.....	1	
- 41	204-011-400-11	.SWASHPLATE AND SUPPORT ASSY.....	1	
- 42	AN5H6A	.BOLT, MACHINE (AP).....	6	
- 43	AN5H13A	.BOLT, MACHINE (AP).....	2	
- 43	AN960P0516	.WASHER, FLAT (AP).....	8	
- 44	204-040-000-43	.TRANS AND MAST ASSY.....	1	
- 44	204-040-366-9	..MAST ASSY (SEE FIG. 8 FOR DETAIL..... BREAKDOWN) (WHEN EXHAUSTED USE 204-040-366-15)	1	
- 44	204-040-366-15	..MAST ASSY (SEE FIG. 8 FOR DETAIL..... BREAKDOWN) (USE 204-040-366-9 UNTIL EXHAUSTED)	1	

(1) FIGURE & INDEX NUMBER	(2) PART NUMBER	(3) DESCRIPTION	(4) UNIT PER ASSY	(5) USABLE ON CODE
7 - 45	204-040-009-77	.. TRANS ASSY (REF. T.O. 3R7-2-5-4)	REF	
- 46	133444	.. FILTER ASSY (87405) (REF. T.O. 3R7-2-5-4)	REF	
	133444	.. FILTER ASSY (87405) (BHT SPECIFICATION)	1	
	139250	.. CONTROL DRAWING 204-040-760-3)		
	133098	.. HEAD (87405) (BHT SPEC CONTROL DWG	1	
	137201	.. 204-040-760-9)		
	MS29561-024	.. ELEMENT (87405) (BHT SPEC. CONTROL DWG	1	
	MS29561-237	.. 204-040-760-13)		
	4562-350	.. BOWL, SUMP (87405) (BHT SPEC. CONTROL DWG	1	
	204-2490-1	.. 204-040-760-15)		
	MS29561-024	.. PACKING, PREFORMED (KD)	2	
	MS29561-237	.. PACKING, PREFORMED (KD)	1	
	MS29513-237	.. CLAMP (98625)	1	
	MS29513-24	.. KIT, ELEMENT	1	
	133098	.. PACKING, PREFORMED	2	
	204-075-019-1	.. PACKING, PREFORMED	1	
		.. ELEMENT (87405)	1	
- 47	70-010F000Y124	.. ELECTRICAL INSTL, PYLON (SEE FIG. 9 FOR	1	
- 47A	70-010L000T230	.. DETAIL BREAKDOWN)		
	M83796/1K232C	.. HOSE ASSY (80070)	1	
	M83797/1-KR	.. HOSE ASSY	1	
	MS87018-12	.. HOSE ASSY (ALTERNATE)	1	
	M83798/1-12	.. HOSE (SPECIFY LENGTH IN FEET)	AR	
	MS87019-12	.. FITTING, STRAIGHT	1	
	M83798/2-12	.. FITTING, STRAIGHT (ALTERNATE)	1	
- 48	MS21919DG4	.. FITTING, 45°	1	
	MS21919DG7	.. FITTING, 45° (ALTERNATE)	1	
	AN520-10R8	.. CLAMP	1	
	NAS679A3	.. CLAMP	1	
- 49	AN960PD10L	.. SCREW	1	
- 50	375200-6	.. NUT	1	
- 51	AN924-60	.. WASHER	1	
- 52	NAS617-6	.. COUPLING HALF (00624) (MALE)	1	
	120-00-8C24R16	.. NUT	1	
		.. PACKING, PREFORMED	1	
		.. SHIM (USBL AFTER COMPLIANCE WITH TCTO	2	
		1H-1-582)		
		NOTE 1: PARTS KIT, FLIGHT CONTROL BOLTS, P/N		
		7738689-30, NSN 1615-01-059-4487GA		
		MAY BE USED FOR REPLACEMENT OF THE		
		TIME CHANGE ROTOR CONTROL BOLTS		
		LISTED IN T.O. 1H-1(U)F-6.		
	7738689-30	KIT, BOLT (NOTE 1) (98752)	REF	

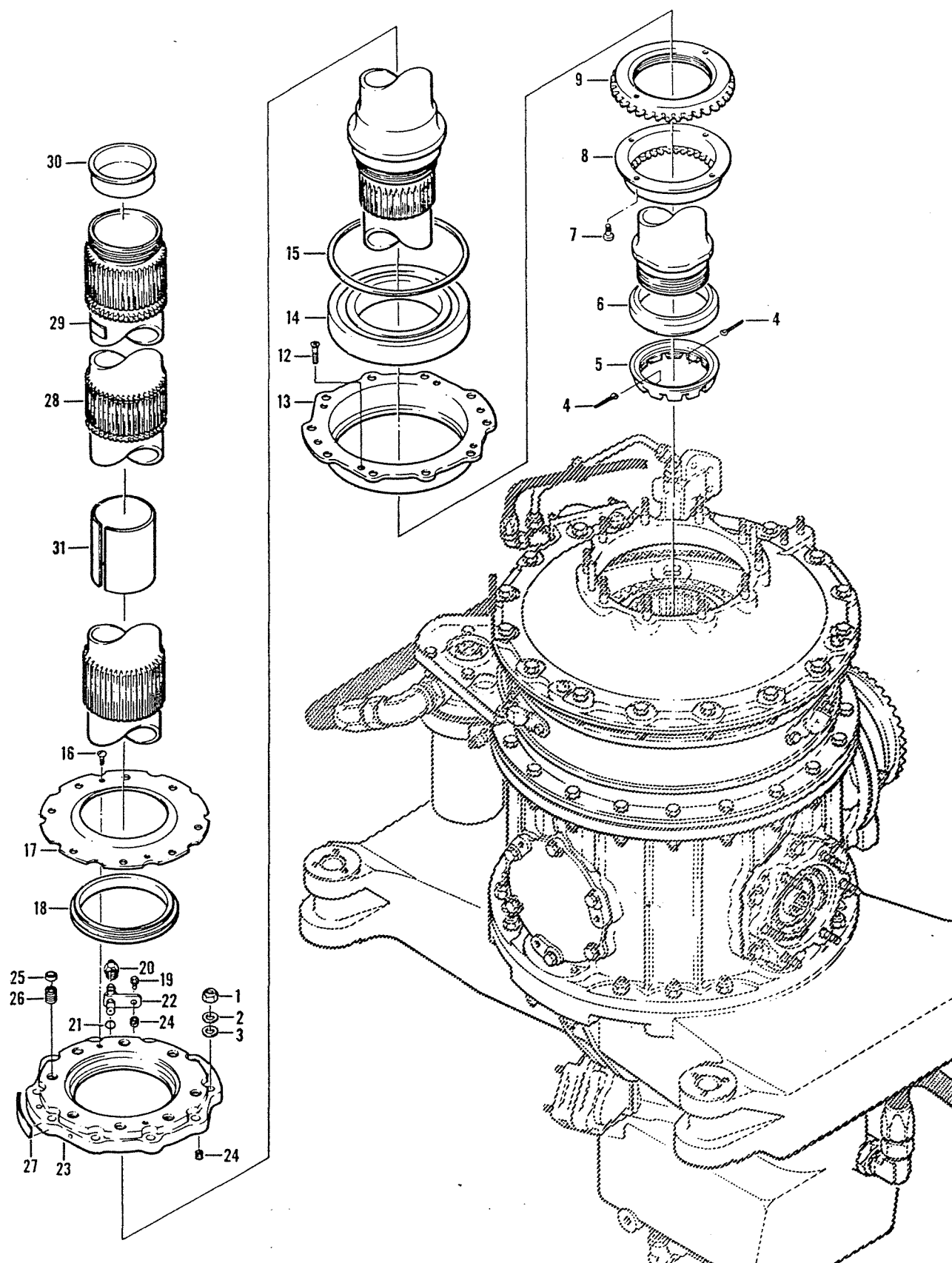


Figure 8. Mast Assembly

(1) FIGURE & INDEX NUMBER	(2) PART NUMBER	(3) DESCRIPTION	(4) UNIT PER ASSY	(5) USABLE ON CODE
8 -	204-040-366-9	MAST ASSY (SEE FIG. 7 FOR NHA) (WHEN..... EXHAUSTED USE 204-040-366-15)	REF	
	204-040-366-15	MAST ASSY (SEE FIG. 7 FOR NHA) (USE..... 204-040-366-9 UNTIL EXHAUSTED)	REF	
- 1	MS21042L5	NUT (AP).....	10	
- 2	AN960-516L	WASHER (AP).....	10	
- 3	AN960PD516L	WASHER (AP).....	10	
- 4	MS24665-151	.PIN, COTTER.....	2	
- 5	204-040-309-1	.NUT.....	1	
- 6	204-040-270-5	.RACE, BEARING.....	1	
- 7	AN500A8-6	.SCREW.....	2	
- 8	205-040-236-1	.LOCKWASHER, BEARING NUT.....	1	
- 9	204-040-115-1	.NUT, MAST BEARING.....	1	
- 10	DELETED			
- 11	DELETED			
- 12	MS24693S271	.SCREW.....	4	
- 13	204-040-307-1	.LINER, MAST BEARING.....	1	
- 14	204-040-136-7	.BEARING (WHEN EXHAUSTED USE 212-040-136-1).	1	
	212-040-136-1	.BEARING (USE 204-040-136-7 UNTIL EXHAUSTED)	1	
- 15	120-032E213-198	.SHIM.....	1	
- 16	MS35606-215	.SCREW.....	2	
- 17	204-040-347-1	.PLATE.....	1	
- 18	204-040-244-1	.SEAL.....	1	
- 19	AN501A10-5	.SCREW.....	1	
- 20	AN929-4C	.CAP, TUBE.....	1	
- 21	MS29561-008	.PACKING, PERFORMED.....	1	
- 22	204-040-761-1	.JET ASSEMBLY.....	1	
- 23	204-040-349-9	.PLATE ASSY.....	1	
- 24	MS124695	..INSERT.....	5	
- 25	RL33S89	..RING (83324).....	8	
- 26	RAD207S89	..INSERT (83324).....	8	
- 27	100-037-1	.PLATE, ID (83324).....	1	
- 28	204-011-450-1	.MAST ASSY (WHEN EXHAUSTED USE..... 204-011-450-7)	1	
	204-011-450-7	.MAST ASSY (USE 204-011-450-1 UNTIL..... EXHAUSTED)	1	
- 29	100-024-1	..PLATE, ID.....	1	
- 30	55A	..CAP-PLUG (99017).....	1	
- 31	540-011-477-3	..SLEEVE (99017).....	1	

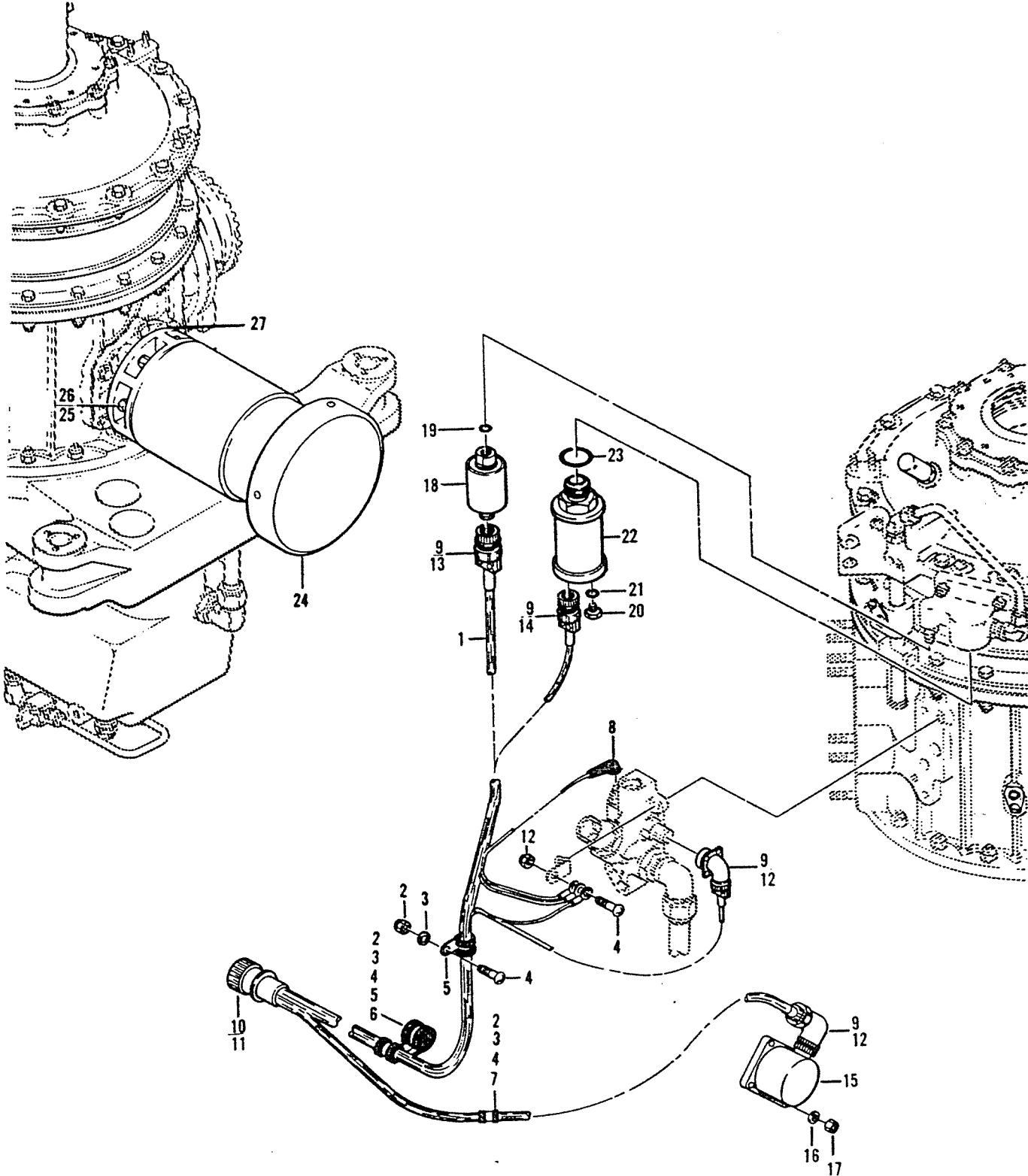


Figure 9. Electrical Installation, Pylon

(1) FIGURE & INDEX NUMBER	(2) PART NUMBER	(3) DESCRIPTION	(4) UNIT PER ASSY	(5) USABLE ON CODE
9 -	204-075-019-1	ELECTRICAL INSTL, PYLON (SEE FIG. 7 FOR NHA)	REF	
- 1	204-075-421-3	.CABLE ASSY.....	1	
- 2	NAS679A3	.NUT (AP).....	4	
- 3	AN960PD10L	.WASHER (AP).....	3	
- 4	AN520-10R8	.SCREW (AP).....	4	
- 5	MS21919WDG4	.CLAMP (AP).....	2	
- 6	MS21919WDG12	.CLAMP (AP).....	1	
- 7	MS21919DG3	.CLAMP (AP).....	1	
- 8	MS25171-1S	.NIPPLE (AP).....	1	
- 9	MS3057-4A	.ADAPTER.....	4	
- 10	MS3126E14-19P	.PLUG.....	1	
- 11	10-101033-11	.PLUG (77820).....	10	
- 12	MS3108B12S3SC	.PLUG.....	2	
- 13	MS3106A12S3S	.PLUG.....	1	
- 14	MS3106A10SL3S	.PLUG.....	1	
	MS25036-2	.TERMINAL.....	1	
	MS25036-3	.TERMINAL.....	3	
	85T4-7-2	.TUBE, INSUL.....	9	
- 15	TYPE MB6	.GENERATOR (GFE) (AERNO 61-8731).....	1	
	MS25038-4	.GENERATOR, TACHOMETER (AERNO 61-8731).....	1	
- 16	AN960-416	.WASHER.....	4	
- 17	MS21042L4	.NUT.....	4	
- 18	204-040-376-1	.SWITCH (REPLACED BY 204-040-376-3).....	1	
	204-040-376-3	.SWITCH (REPLACES 204-040-376-1).....	1	
- 19	NAS617-4	.GASKET.....	1	
- 20	100-016-1	.PLUG, VENTILATED.....	1	
- 21	NAS617-4	.GASKET.....	1	
- 22	TYPE TRU20/A	.TRANSMITTER (GFE) (AERNO 61-2497).....	1	
	34401-30A22-1	.TRANSMITTER (GFE) (02897) (AERNO 61-3126).....	1	
- 23	NAS617-12	.GASKET.....	1	
- 24	TYPE GEU5/A	.GENERATOR (GFE) (AERNO 42-20311).....	1	
- 25	AN960-616	.WASHER (AP).....	6	
- 26	MS21042L6	.NUT (AP).....	6	
- 27	AN4047-1	.GASKET.....	1	

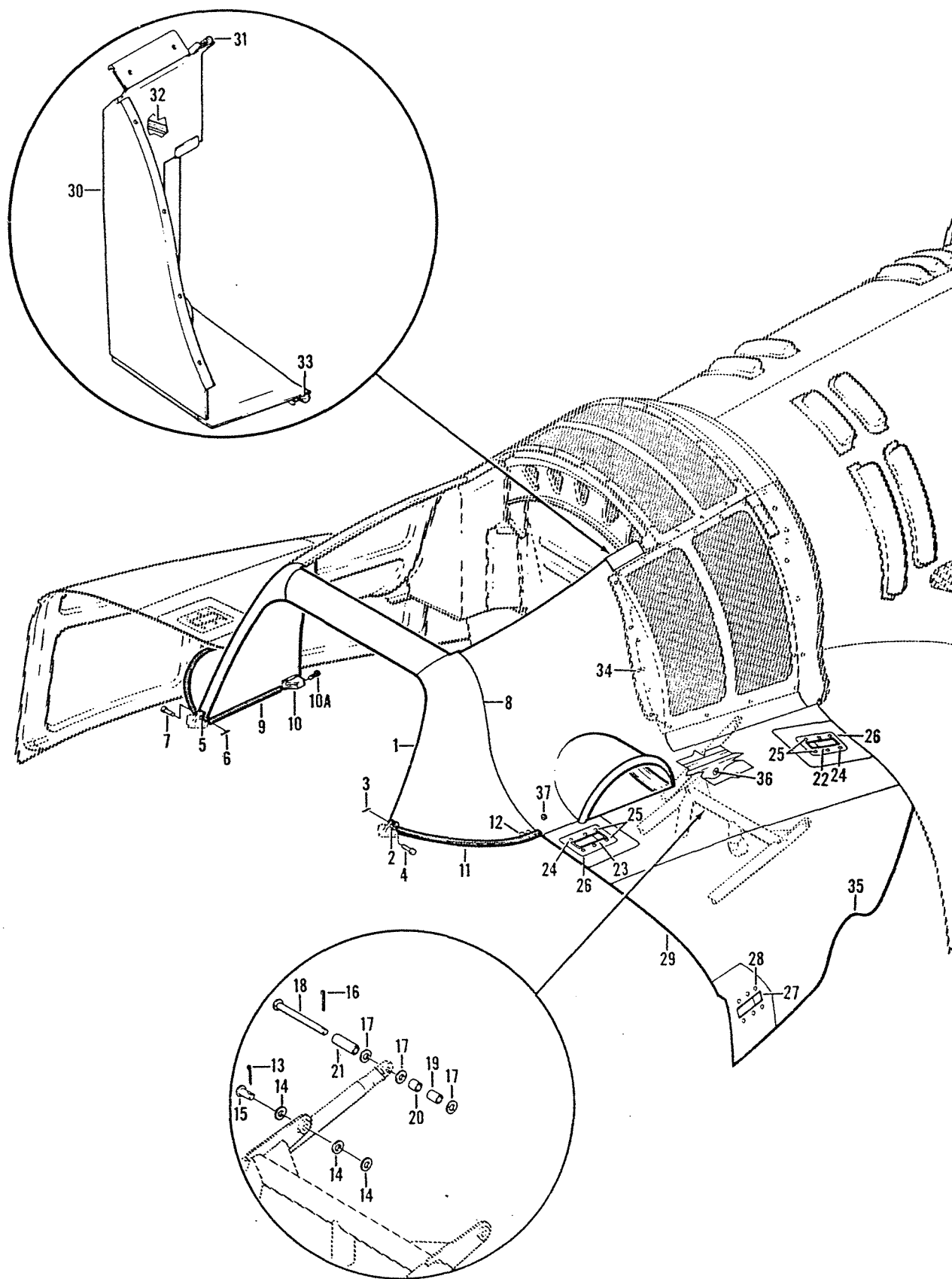
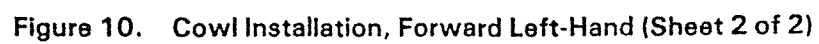


Figure 10. Cowl Installation, Forward Left-Hand (Sheet 1 of 2)



Section II
Group Assembly Parts List

T.O. 1H-1(U)F-4

(1) FIGURE & INDEX NUMBER	(2) PART NUMBER	(3) DESCRIPTION	(4) UNIT PER ASSY	(5) USABLE ON CODE
10 -	204-200-024-1	POWER PLANT INSTL (SEE FIG. 11, 13, 30, 31, 38 AND 39 FOR BALANCE OF BREAKDOWN)	1	A
	204-200-024-3	POWER PLANT INSTL (SEE FIG. 11, 13, 30, 31, 38 AND 39 BREAKDOWN)	1	B
	204-200-024-5	POWER PLANT INSTL (SEE FIG. 11, 13, 30, 31, 38 AND 39 BREAKDOWN)	1	C
	204-062-800-5	.COWL INSTL (SEE FIG. 15, 18 AND 19 THRU 24. FOR BLANCE OF BREAKDOWN)	1	D
	204-062-800-7	.COWL INSTL (SEE FIG. 15, 18 AND 19 THRU 24. FOR BALANCE OF BREAKDOWN)	1	E
- 1	204-060-830-101	..FAIRING ASSY.....	1	
- 2	204-060-943-1	..HINGE (AP).....	1	
- 3	MS24665-170	...PIN, COTTER (AP).....	1	
- 4	MS20392-1C15	...PIN.....	1	
- 5	204-060-943-2	..HINGE.....	1	
- 6	MS24665-170	...PIN, COTTER.....	1	
- 7	MS20392-1C15	...PIN.....	1	
- 8	204-060-830-31	...GASKET.....	2	
	AN960PD4L	...WASHER.....	94	
	AN960PD3L	...WASHER.....	144	
- 9	204-060-830-27	...BUMPER.....	2	
- 10	NAS1033A3	...NUT PLATE.....	1	
- 10A	AN3-4A	...BOLT.....	2	
- 11	204-060-830-29	...BUMPER.....	2	
- 12	NAS1033A3	...NUT PLATE.....	1	
	204-062-840-1	..COWL INSTL, LH (SEE FIG. 12 AND 14 FOR.... BALANCE OF BREAKDOWN)	1	A
	204-062-840-3	..COWL INSTL, LH (SEE FIG. 12 AND 14 FOR.... BALANCE OF BREAKDOWN)	1	F
	204-061-881-1	...COWL ASSY, LH (OBSOLETE AFTER COMPLIANCE WITH TO 1H-1(U)-577)	1	
	204-061-881-9	...COWL ASSY (USABLE AFTER COMPLIANCE WITH.. TO 1H-1(U)-577)	1	
- 13	MS24665-152	...PIN, COTTER (AP) (OBSOLETE AFTER..... COMPLIANCE WITH TO 1H-1(U)-577)	2	
- 14	AN960PD10L	...WASHER (AP) (OBSOLETE AFTER COMPLIANCE... WITH TO 1H-1(U)-577)	6	
- 15	MS20392-2C25	...PIN (AP) (OBSOLETE AFTER COMPLIANCE WITH.. TO 1H-1(U)-577)	2	
- 16	MS24665-153	...PIN, COTTER (AP) (OBSOLETE AFTER..... COMPLIANCE WITH TO 1H-1(U)-577)	1	
- 17	AN960PD416	...WASHER (AP) (OBSOLETE AFTER COMPLIANCE... WITH TO 1H-1(U)-577)	3	
- 18	MS20392-3C89	...PIN (AP) (OBSOLETE AFTER COMPLIANCE WITH.. TO 1H-1(U)-577)	1	
- 19	NAS43DD4-38	...SPACER (AP) (OBSOLETE AFTER COMPLIANCE... WITH TO 1H-1(U)-577)	1	
- 20	NAS43DD4-28	...SPACER (AP) (OBSOLETE AFTER COMPLIANCE... WITH TO 1H-1(U)-577)	1	
- 21	NAS43DD4-87	...SPACER (AP) (OBSOLETE AFTER COMPLIANCE... WITH TO 1H-1(U)-577)	1	
- 22	H38K614LATCH (83014).....	1	
- 23	H38K1042LATCH (83014).....	1	
- 24	MS27039-0806SCREW (AP).....	8	
- 25	MS27039-0809SCREW (AP) (USABLE AFTER COMPLIANCE WITH TO 1H-1(U)-577)	4	
	MS27039-0811SCREW (USE AS NEEDED) (AP).....	4	
	MS27039-0812SCREW (USE AS NEEDED) (AP).....	2	
- 26	204-061-842-1	...ESCUTCHEON.....	2	
- 27	H38K613LATCH (83014).....	6	
- 28	AN509-8R6	...SCREW (AP).....	1	
- 29	204-061-881-19	...COWL ASSY.....	1	
	204-061-875-5	...SCOOP INSTL.....	1	
- 30	204-061-875-7	...SCOOP ASSY.....	1	
- 31	204-061-875-35	...SEAL.....	1	
- 32	204-061-875-53	...SEAL.....	1	
- 33	204-061-875-55	...SEAL.....	1	
- 34	NAS679A3	...NUT (USBL ON 204-061-881-191).....	4	
	AN960PD10L	...WASHER (USBL ON 204-061-881-19).....	8	

(1) FIGURE & INDEX NUMBER	(2) PART NUMBER	(3) DESCRIPTION	(4) UNIT PER ASSY	(5) USABLE ON CODE
10 -	AN227-10-10FASTENER (USBL ON 204-061) 881-19).....	4	
- 35	204-061-881-49SEAL.....	1	
	204-061-849-1CHANNEL INSTL (OBSOLETE AFTER COMPLIANCE WITH TO 1H-1(U)-577)	1	
	204-061-850-1CHANNEL INSTL (OBSOLETE AFTER COMPLIANCE WITH TO 1H-1(U)-577)	1	
- 36	20-005811-11-14BUSHING OBSOLETE AFTER C/W T.O..... 1H-1(U)-577	1	
- 37	4002-7STUD (71286).....	1	
	RG4SNAP RING (71286).....	1	
	4002HGROMMET (71286).....	1	
	214-16RECEPTACLE (71286).....	1	
- 38	7221016-01DOUBLER (80049) (MF AISI-TYPE 301, 1/4... HARD STNLESS STL) (SIZE 2.50 WX4.00 LX. 060 THK)	1	
- 39	7232014-01ANGLE (80049) (MAKE PER AIR FORCE DWG... 7232014)	1	
- 40	7232015-01PIN (AP) (80049).....	1	
- 41	NAS623-3-3SCREW, (AS NEEDED FOR LENGTH) (AP).....	6	
	NAS623-3-4SCREW, (AS NEEDED FOR LENGTH) (AP).....	6	
	NAS623-3-5SCREW, (AS NEEDED FOR LENGTH) (AP).....	6	
	NAS623-3-6SCREW, (AS NEEDED FOR LENGTH) (AP).....	3	
- 42	MS21042-3NUT (AP).....	6	
- 43	AN960-10WASHER (AP).....	6	
- 44	AN960-416WASHER (AP).....	AR	
- 45	MS21044N4NUT (AP).....	1	
- 46	7329627-10PIN AND CABLE ASSY (80049).....	1	
- 47	MS35206-216SCREW (AP).....	1	
- 48	MS21044N04NUT (AP).....	1	
- 49	MS20426AD3-6RIVET.....	25	
CODING EXPLANATION				
CODE SERIAL NUMBERS				
A 63-13141 THRU 65-7924				
B 65-7925 THRU 65-7942				
C 65-7943 AND SUBSEQUENT				
D 65-7925 THRU 65-7952				
E 65-7953 AND SUBSEQUENT				
F 65-7925 AND SUBSEQUENT				

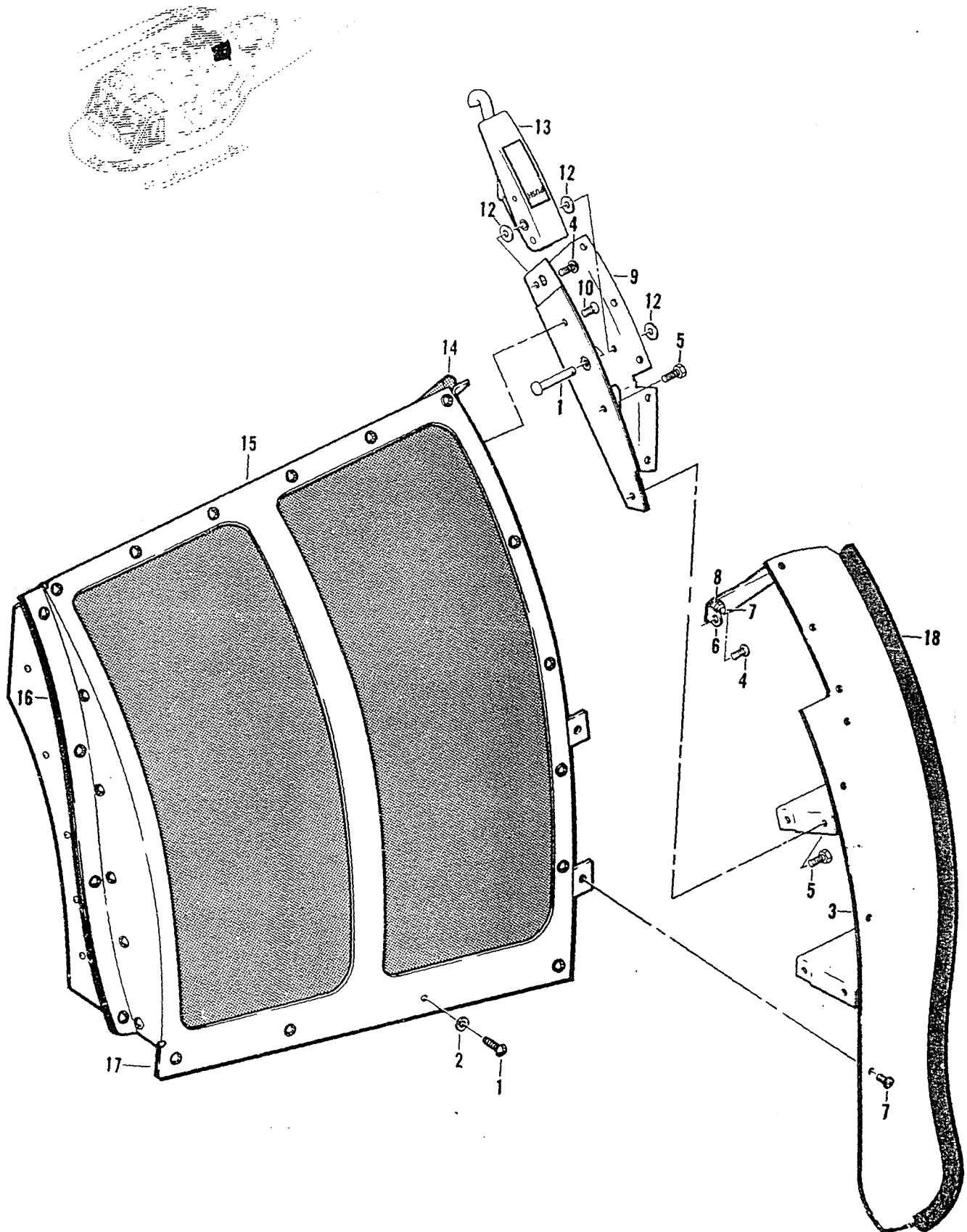


Figure 11 Engine Air Filter Left-Hand and Right-Hand

(1) FIGURE & INDEX NUMBER	(2) PART NUMBER	(3) DESCRIPTION	(4) UNIT PER ASSY	(5) USABLE ON CODE
11 -	204-200-024-001	POWER PLANT INSTL (SEE FIG. 10, 13, 30, 31, 38 AND 39 FOR BALANCE OF BREAKDOWN)	REF	A
	204-200-024-003	POWER PLANT INSTL (SEE FIG. 10, 13, 30, 31, 38 AND 39 FOR BALANCE OF BREAKDOWN)	REF	B
	204-200-024-005	POWER PLANT INSTL (SEE FIG. 10, 13, 30, 31, 38 AND 39 FOR BALANCE OF BREAKDOWN)	REF	C
	204-060-318-001	..FILTER ASSY LH.....	1	
	1-010-910-1	..FILTER ASSY RH (91547).....	1	
- 1	MS27039-1-07	..SCREW (AP).....	8	
- 2	AN960P010L	..WASHER (AP).....	8	
- 3	204-060-292-001	..FAIRING ASSY LH.....	1	
	204-060-292-002	..FAIRING ASSY RH.....	1	
- 4	AN525-10P8	..SCREW (AP).....	2	
- 5	AN3-3A	..BOLT (AP).....	5	
- 6	AN743-12	..BRACKET.....	1	
- 7	AN525-10R6	..SCREW (AP).....	8	
- 8	NAS679A3	..NUT (AP).....	1	
- 9	204-060-285-001	..BRACKET LH.....	1	
	204-060-285-002	..BRACKET RH.....	1	
- 10	AN509-10P7	..SCREW (AP).....	1	
- 11	AN121669	..PIN (AP).....	1	
- 12	AN960-10	..WASHER (AP).....	3	
- 13	H788-1	..LATCH (83014).....	1	
- 14	204-060-282-001	..SEAL (92798) (MF 3/8 DIA TADPOLE SEAL, STYLE 150-20A)	1	
- 15	204-060-286-001	..SEAL.....	1	
- 16	204-060-279-001	..GASKET.....	1	
- 17	204-060-281-001	..GASKET.....	1	
- 18	204-060-292-013	..SEAL (70485) (MF RUBBER-SYN-EXT, X-962 DIE NO.)	1	
CODING EXPLANATION CODE SERIAL NUMBERS A 63-13141 THRU 65-7924 B 65-7925 THRU 65-7942 C 65-7943 AND SUBSEQUENT				
All data on pages 2-34 thru 2-35 deleted, including figures 12 and 13.				

(1) FIGURE & INDEX NUMBER	(2) PART NUMBER	(3) DESCRIPTION	(4) UNIT PER ASSY	(5) USABLE ON CODE
13 -	204-200-024-1	POWER PLANT INSTL (SEE FIG. 10, 11, 30, 31, 38 AND 39 FOR BALANCE OF BREAKDOWN)	REF	A
	204-200-024-3	POWER PLANT INSTL (SEE FIG. 10, 11, 30, 31, 38 AND 39 FOR BALANCE OF BREAKDOWN)	REF	B
	204-200-024-5	POWER PLANT INSTL (SEE FIG. 10, 11, 30, 31, 38 AND 39 FOR BALANCE OF BREAKDOWN)	REF	C
	204-072-728-5	..MARKINGS INSTL, COWLING.....	1	
- 1	204-072-622-1	..DECAL, OIL LEVEL ACCESS.....	1	
- 2	204-072-613-1	..DECAL, STEP.....	3	
- 3	204-072-619-1	..DECAL, ACCESS FOR FIRE EXTINGUISHING.....	1	
- 4	204-072-648-1	..DECAL, HAND HOLD.....	2	
- 5	204-070-781-1	..DECAL, TRANS OIL LEVEL LIGHT.....	1	
- 6	204-072-620-1	..DECAL, DRIVE SHAFT ACCESS.....	1	
- 7	204-072-623-1	..DECAL, ENG OIL.....	2	
- 8	204-072-625-1	..DECAL, ENG OIL TANK INSIDE.....	1	
- 9	204-072-754-1	..DECAL, OIL STICK INSIDE.....	1	
- 10	204-072-747-1	..DECAL, OIL.....	1	
- 11	204-072-774-1	..STENCIL.....	1	
		CODING EXPLANATION		
		CODE SERIAL NUMBERS		
		A 63-13141 THRU 65-7924		
		B 65-7925 THRU 65-7942		
		C 65-7943 AND SUBSEQUENT		
		All data on pages 2-38 thru 2-45 deleted, including figures 14, 15 and 16.		



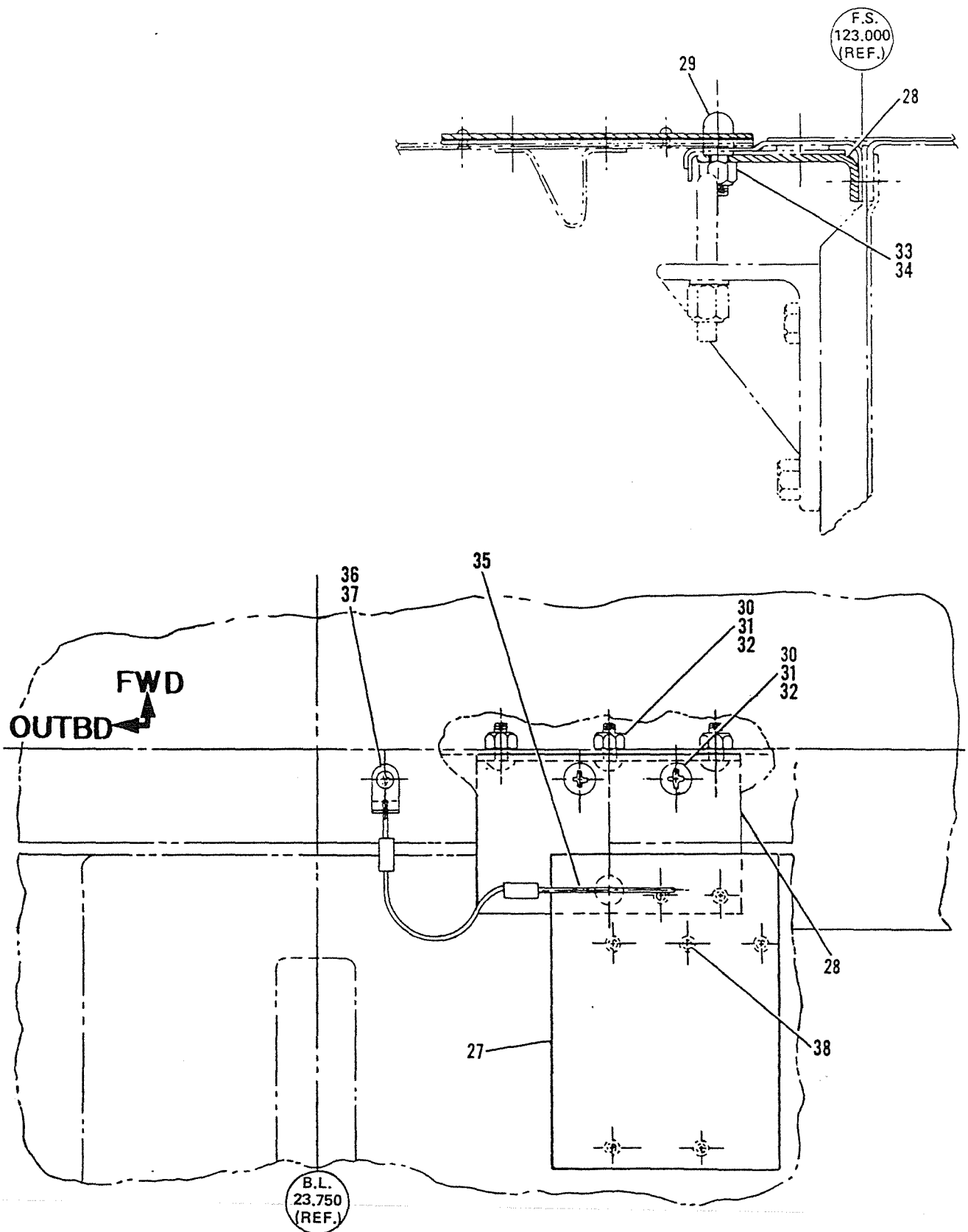
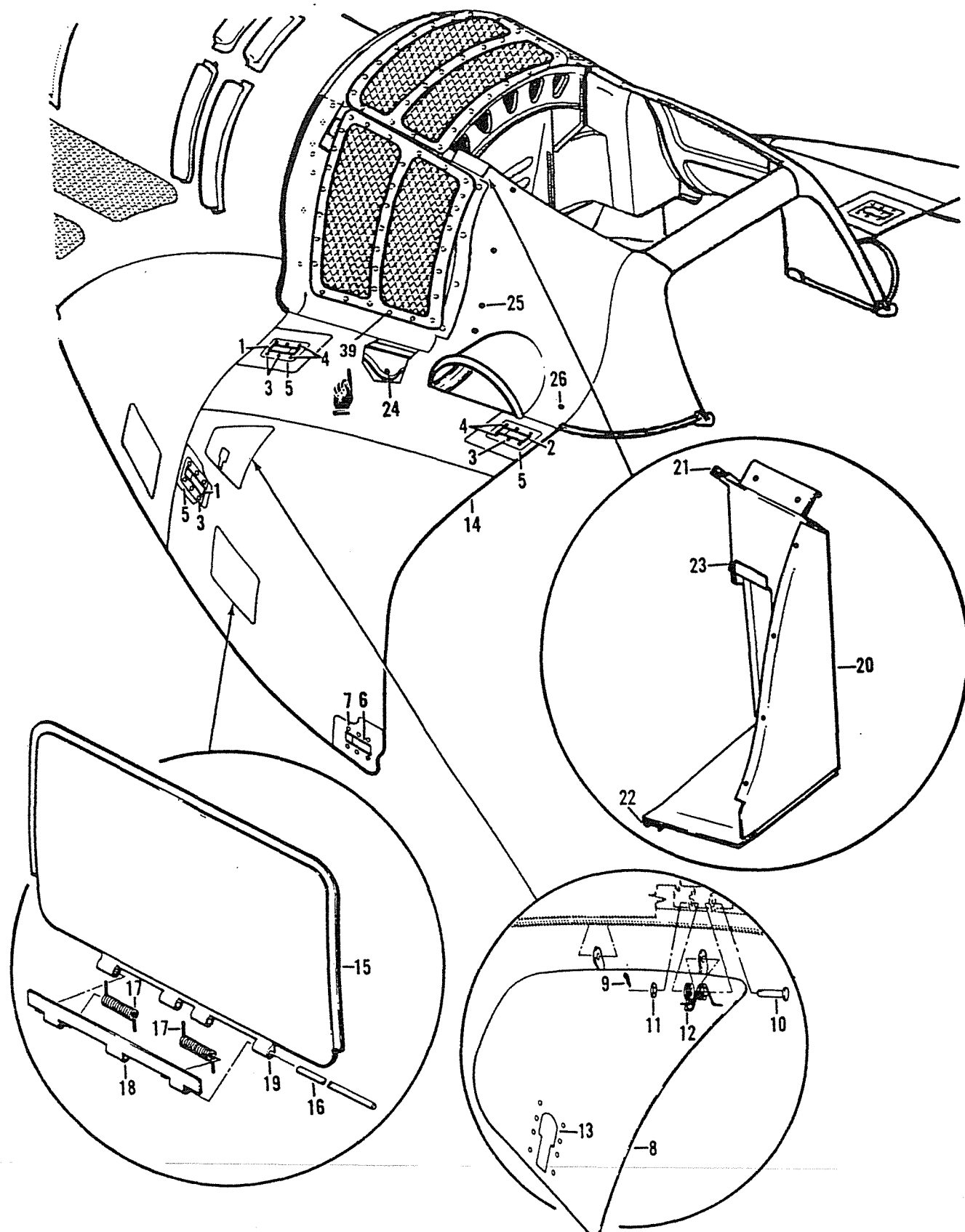


Figure 17. Cowl Assembly, Right-Hand (Sheet 2 of 2)



(1) FIGURE & INDEX NUMBER	(2) PART NUMBER	(3) DESCRIPTION	(4) UNIT PER ASSY	(5) USABLE ON CODE
17 -	204-061-881-5	COWL ASSY RH (SEE FIG. 16 FOR NHA) (OBSOLETE AFTER COMPLIANCE WITH TO 1H-1(U)-577)	REF	
	204-061-881-13	COWL ASSY (SEE FIG. 16 FOR NHA) (USABLE.... AFTER COMPLIANCE WITH TO 1H-1(U)-577)	REF	
- 1	H38K614	.LATCH ASSY (83014).....	2	
- 2	H38K1042	.LATCH ASSY (83014).....	1	
- 3	MS27039-0806	.SCREW (AP).....	14	
- 4	MS27039-0809	.SCREW (AP).....	4	
	MS27039-0811	.SCREW (USE AS NEEDED) (AP).....	AR	
	MS27039-0812	.SCREW (USE AS NEEDED) (AP).....	AR	
- 5	204-061-842-1	.ESCUTCHEON.....	3	
- 6	H38K613	.LATCH ASSY (83014).....	1	
- 7	MS24694-3	.SCREW (AP).....	6	
- 8	204-061-831-1	.DOOR ASSY.....	1	
- 9	MS24665-132	.PIN (AP).....	2	
- 10	MS20392-1C19	.PIN (AP).....	2	
- 11	AN960-4	.WASHER (AP).....	2	
- 12	204-060-951-1	.SPRING (AP).....	2	
- 13	H5000-064-091	.LATCH (83014).....	1	
- 14	204-061-881-21	.COWL ASSY (OBSOLETE AFTER COMPLIANCE WITH.. TO 1H-1(U)-577)	1	
	204-061-881-7	.COWL ASSY (USABLE AFTER COMPLIANCE WITH TO. 1H-1(U)-577)	1	
- 15	204-061-830-1	.DOOR ASSY.....	1	
- 16	MS20253P2-538	.PIN (AP).....	2	
- 17	204-060-869-1	.SPRING (AP).....	1	
- 18	204-061-879-3	.HINGE HALF (AP).....	1	
- 19	204-061-879-1	.HINGE HALF.....	1	
- 20	204-061-876-1	.SCOOP INSTL.....	1	
- 21	204-061-876-35	.SEAL.....	1	
- 22	204-061-876-37	.SEAL.....	1	
- 23	204-061-876-39	.SEAL.....	1	
	204-061-849-2	.CHANNEL (OBSOLETE AFTER COMPLIANCE WITH TO 1H-1(U)-577)	1	
	204-061-850-2	.CHANNEL (OBSOLETE AFTER COMPLIANCE WITH TO 1H-1(U)-577)	1	
- 24	20-005811-11-14	.BUSHING (OBSOLETE AFTER C/W T.O..... 1H-1(U)-577)	1	
- 25	NAS679A3	.NUT.....	4	
	AN960PD10L	.WASHER.....	8	
	AN227-10-10	.FASTENER.....	4	
- 26	4002-7	.STUD (71286).....	1	
	R4G	.SNAP RING (71286).....	1	
	4002H	.GROMMET (71286).....	1	
	214-16	.RECEPTACLE (71286).....	1	
- 27	7232016-01	.DOUBLER (80049) (MF AISI-TYPE 301, 1/4 HARD. STNLS STEEL) (SIZE 2.50 WX 4.00 LX.060 THK)	1	
- 28	7232014-01	.ANGLE (80049) (MAKE PER AIR FORCE DWG..... 7232014)	1	
- 29	7232015-01	.PIN (AP) (80049).....	1	
- 30	NAS623-3-3	.SCREW, (AS NEEDED FOR LENGTH) (AP).....	6	
	NAS623-3-4	.SCREW, (AS NEEDED FOR LENGTH) (AP).....	6	
	NAS623-3-5	.SCREW, (AS NEEDED FOR LENGTH) (AP).....	6	
	NAS623-3-6	.SCREW, (AS NEEDED FOR LENGTH) (AP).....	3	
- 31	MS21042-3	.NUT (AP).....	6	
- 32	AN960-10	.WASHER (AP).....	6	
- 33	AN960-416	.WASHER (AP).....	AR	
- 34	MS21044N4	.NUT (AP).....	1	
- 35	7329627-10	.PIN AND CABLE ASSY (80049).....	1	
- 36	MS35206-216	.SCREW (AP).....	1	
- 37	MS21044N04	.NUT (AP).....	1	
- 38	MS20426AD3-6	.RIVET.....	25	
- 39	PSK16644-01	.AIR FILTER SAND AND DUST SEPARATOR (SEE FIGURE 17A FOR BREAKDOWN.)	1	

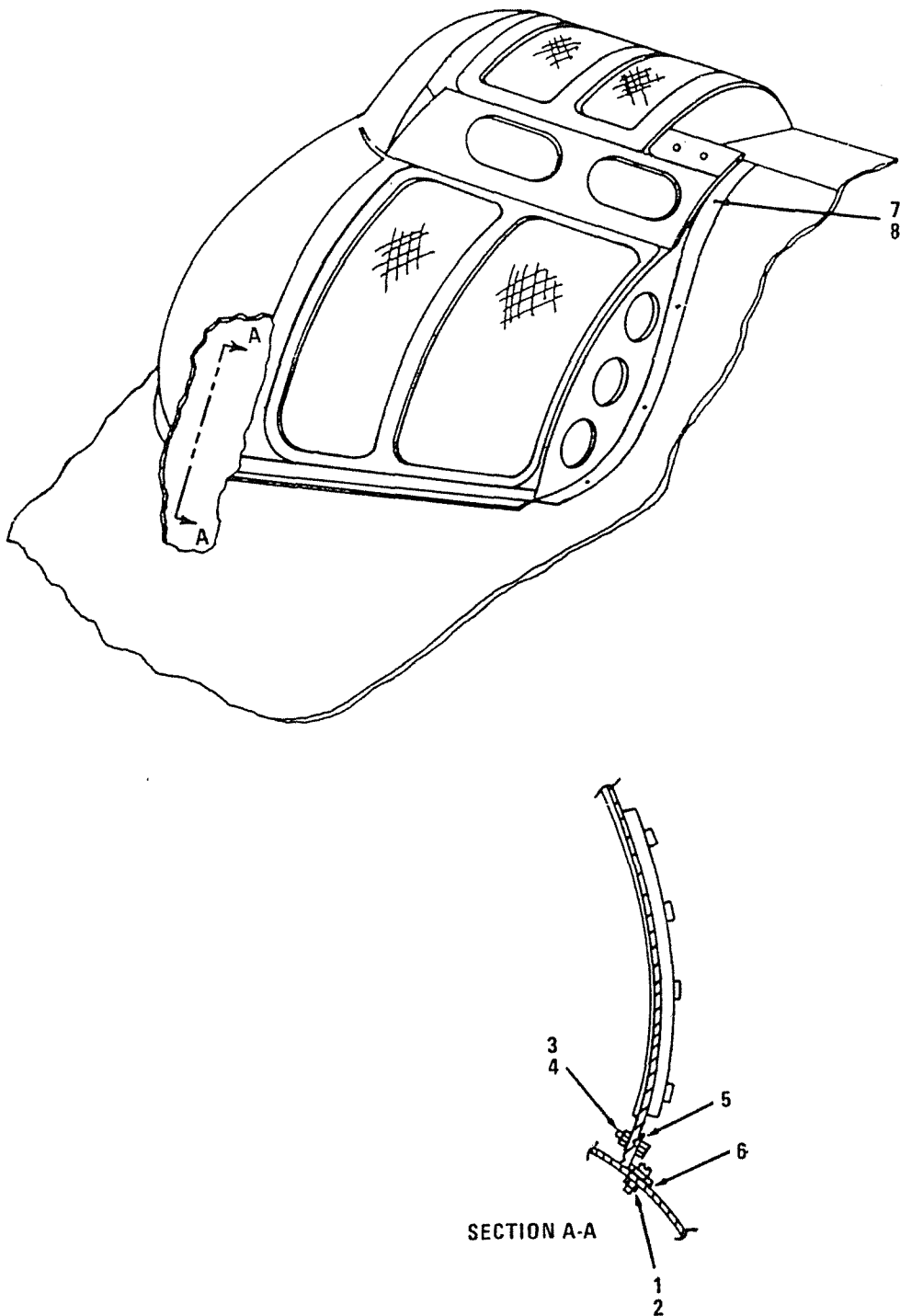


Figure 17A. Installation Air Filter Sand and Dust Separator (Sheet 1 of 8)

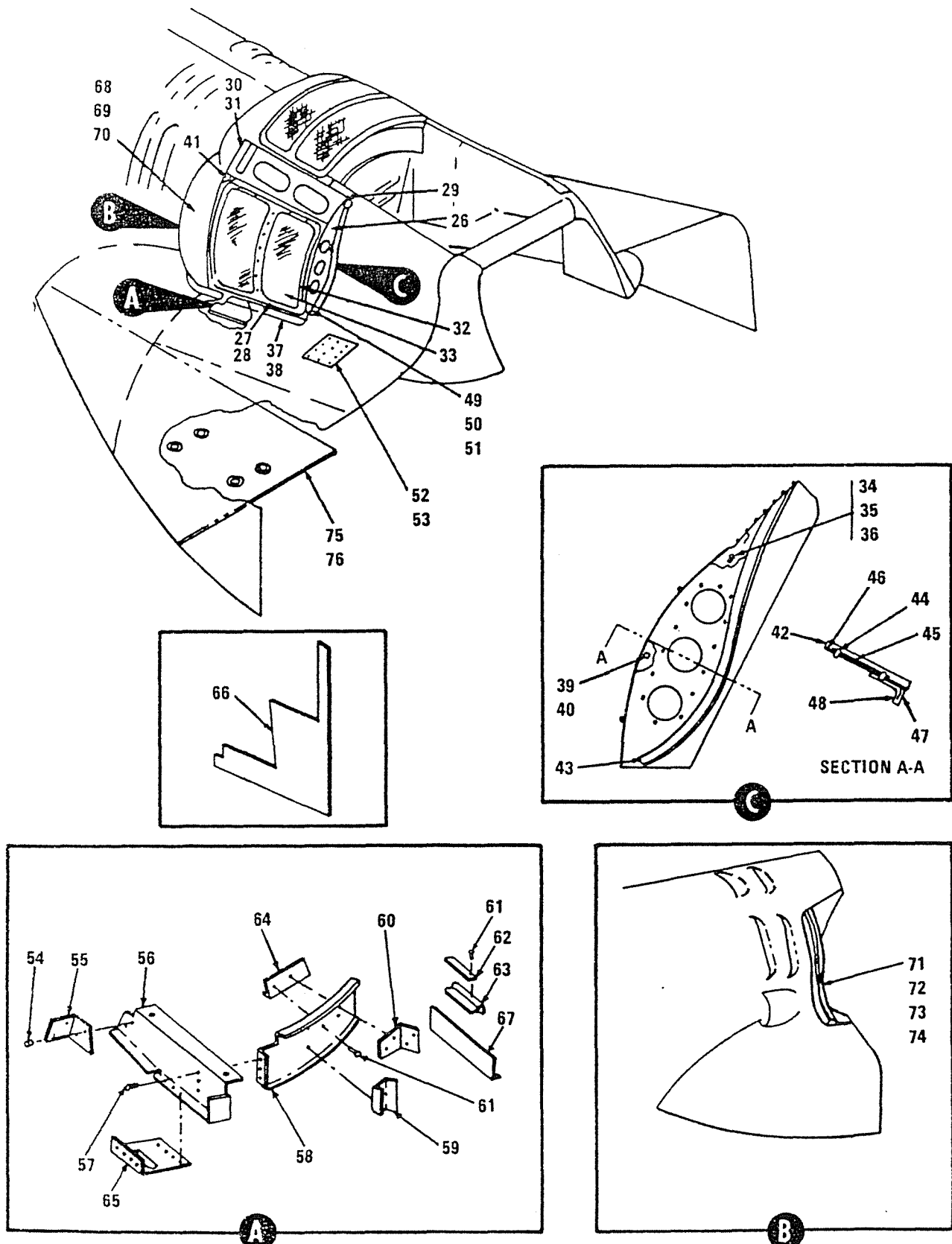


Figure 17A. Installation Air Filter Sand and Dust Separator (Sheet 3 of 8)

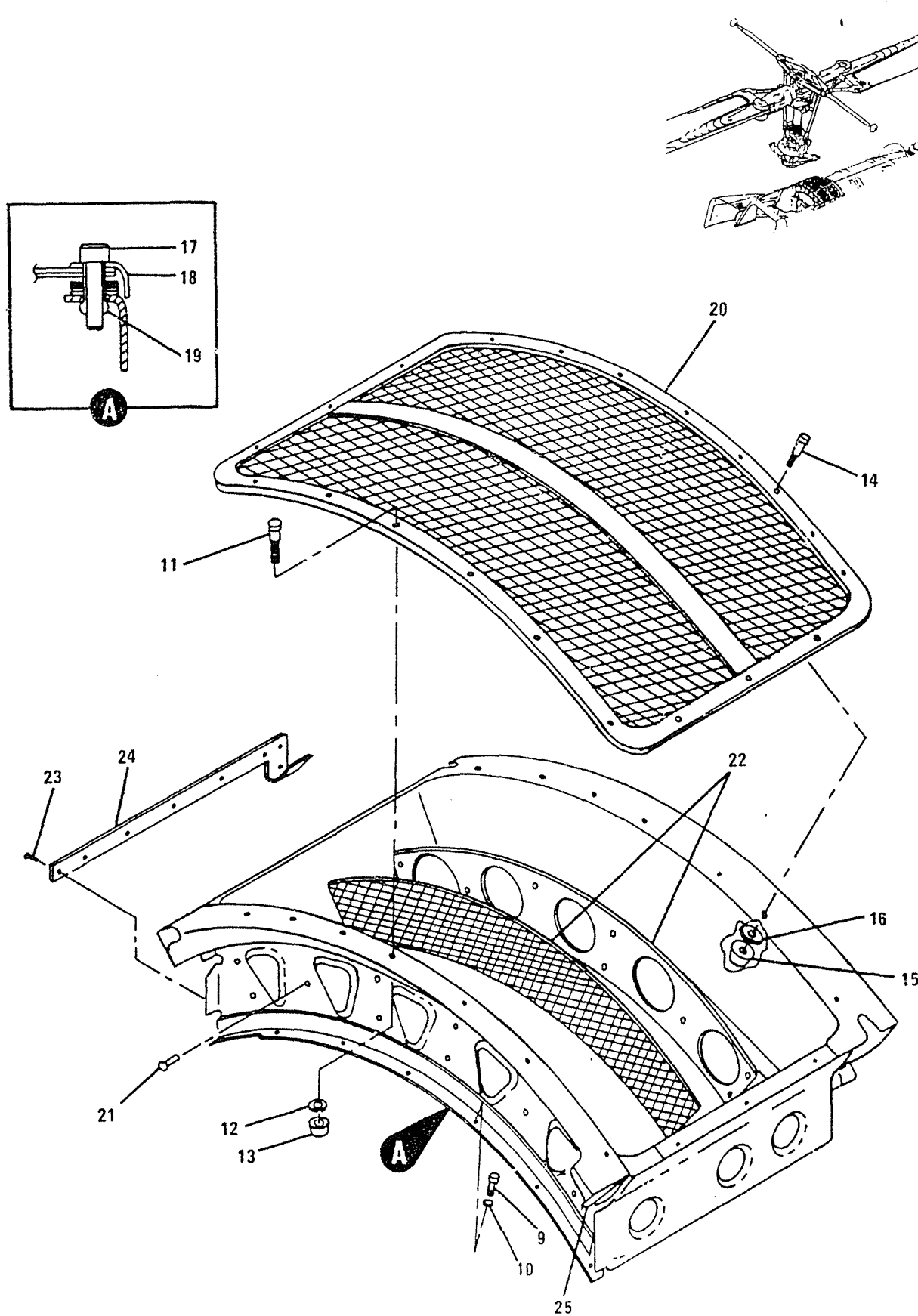


Figure 17A. Installation Air Filter Sand and Dust Separator (Sheet 2 of 8)

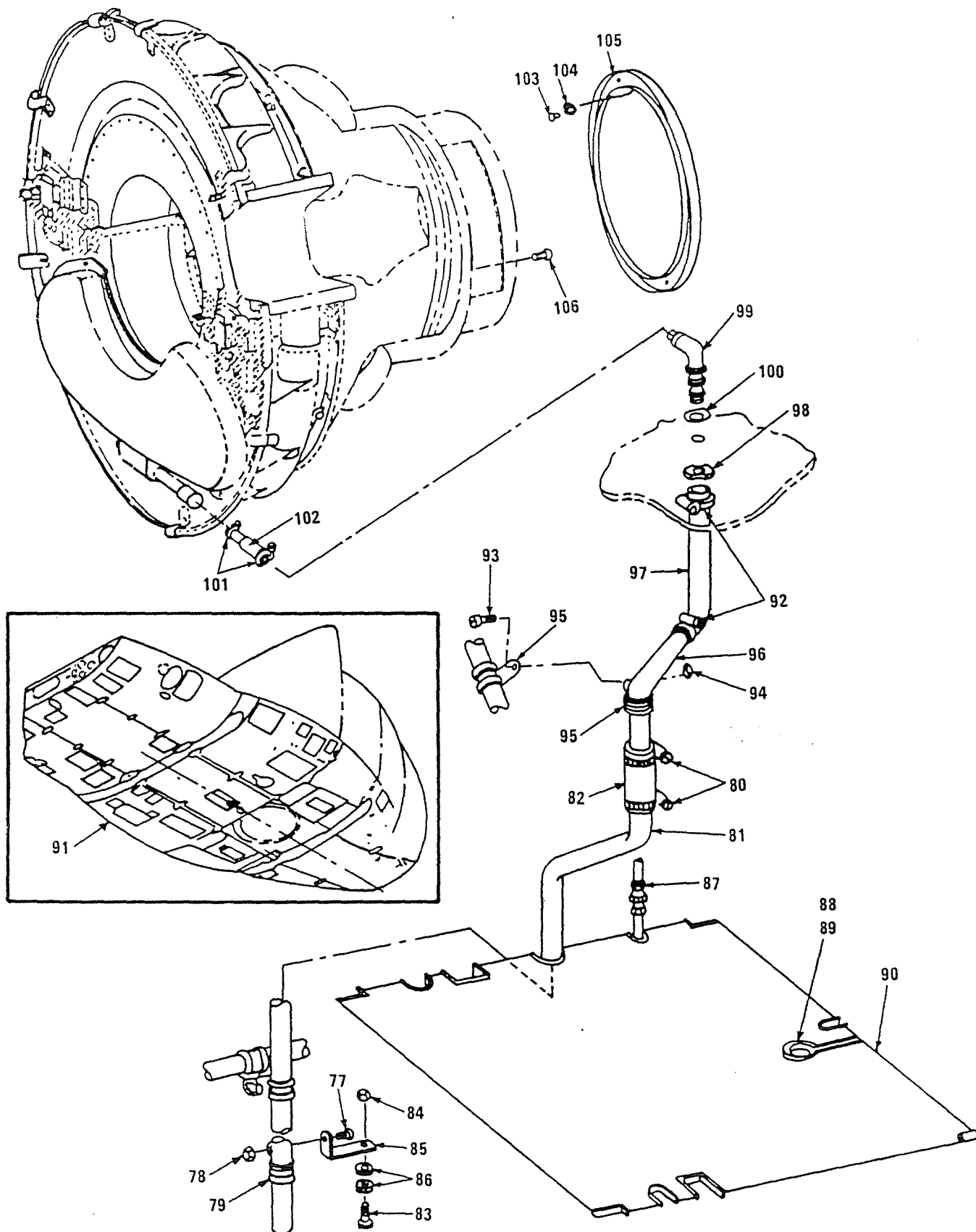


Figure 17A. Installation Air Filter Sand and Dust Separator (Sheet 4 of 8)

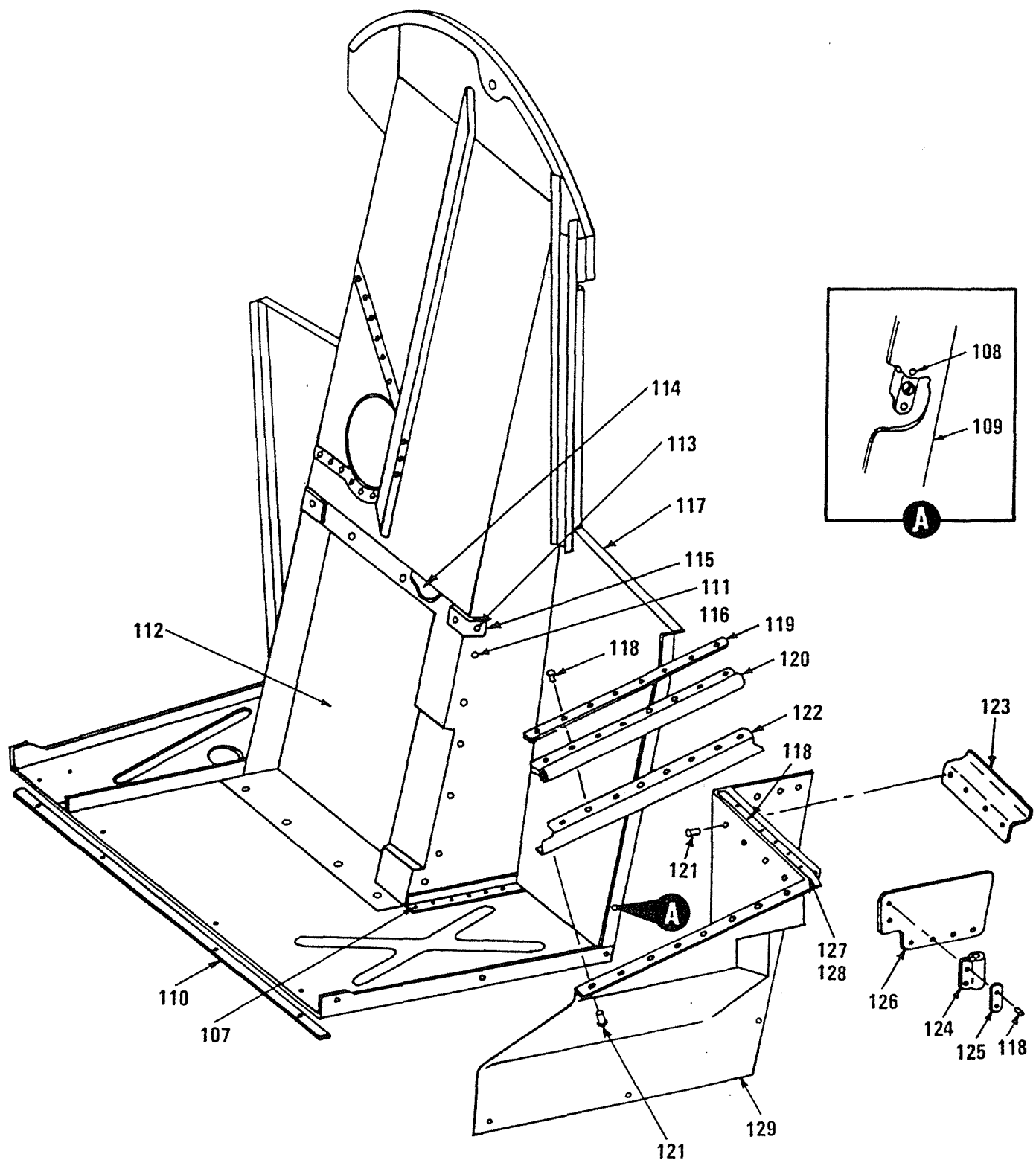


Figure 17A. Installation Air Filter Sand and Dust Separator (Sheet 5 of 8)

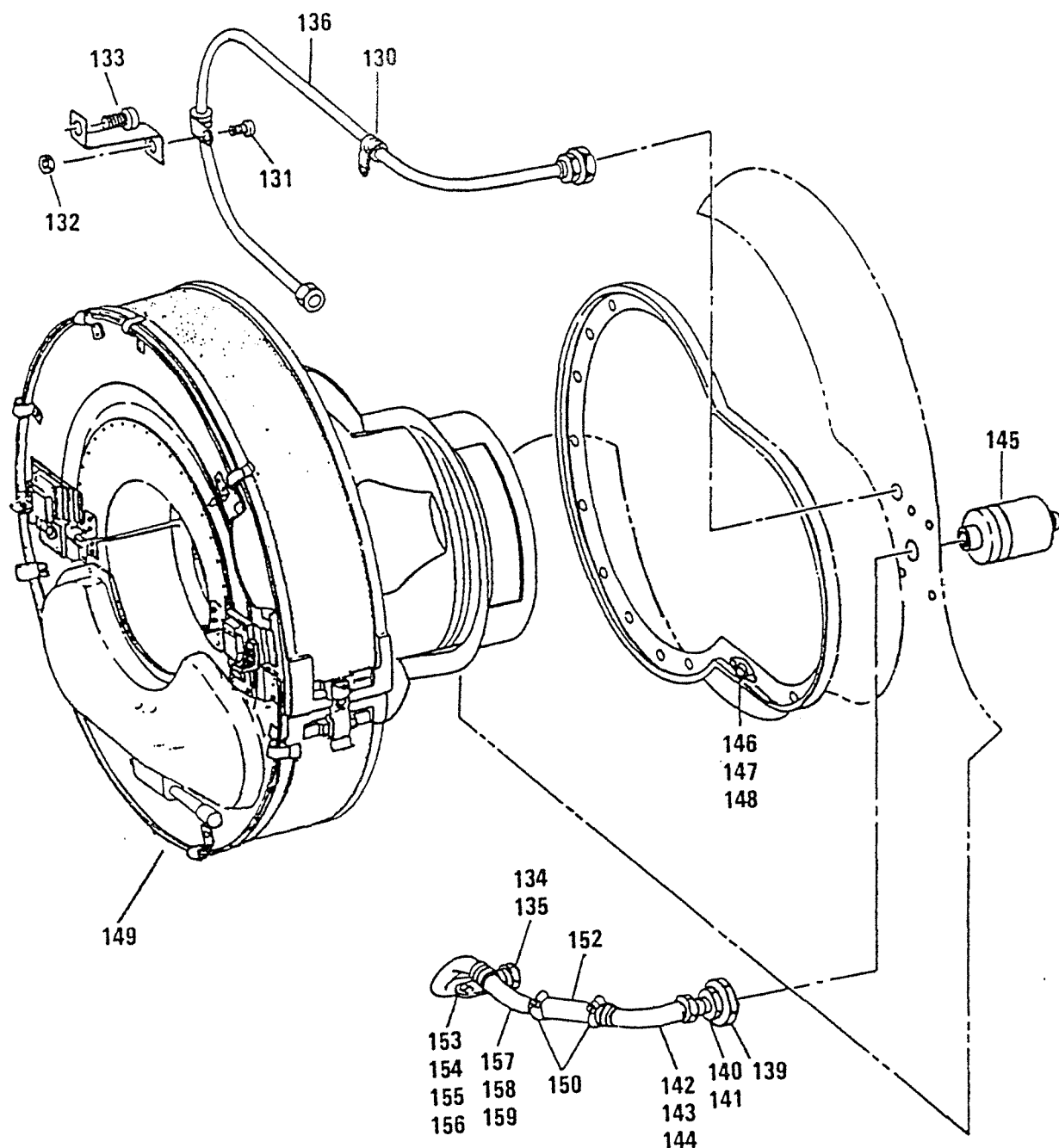


Figure 17A. Installation Air Filter Sand and Dust Separator (Sheet 6 of 8)

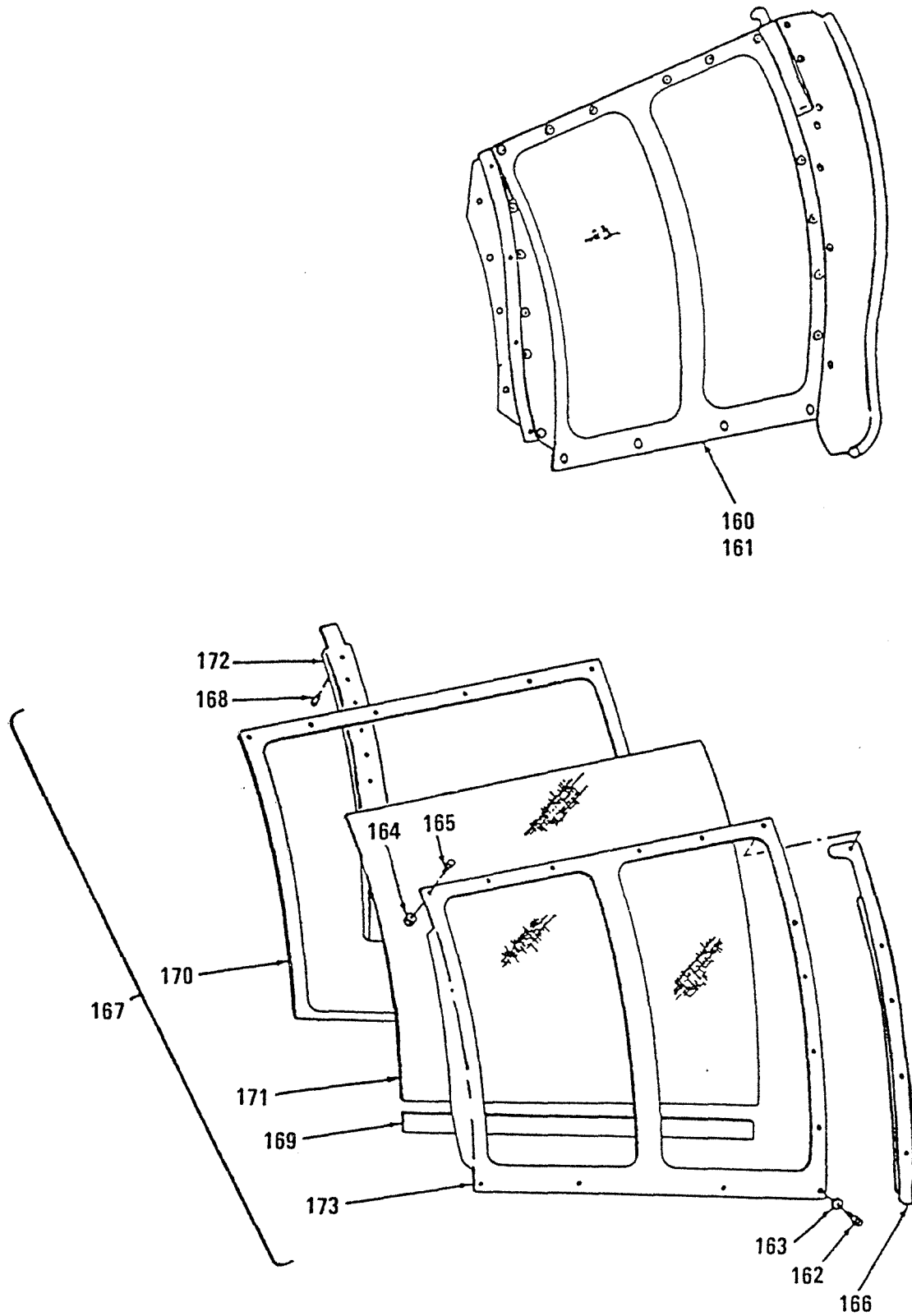


Figure 17A. Installation Air Filter Sand and Dust Separator (Sheet 7 of 8)

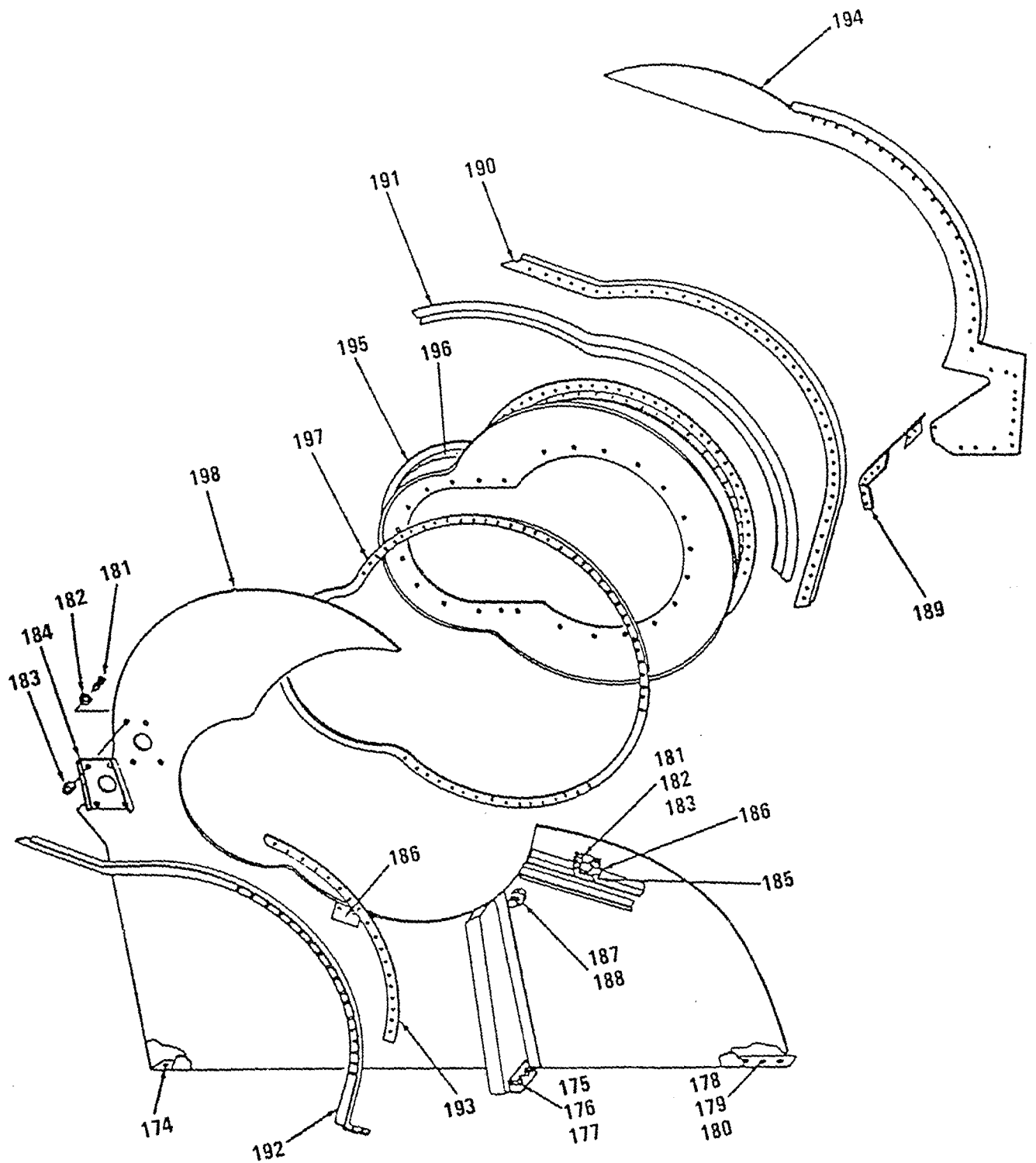


Figure 17A. Installation Air Filter Sand and Dust Separator (Sheet 8 of 8)

FIGURE & INDEX NUMBER	PART NUMBER	DESCRIPTION	UNITS PER ASSY.	USABLE ON CODE
		1 2 3 4 5 6 7		
17A-	PSK16644-01	AIR FILTER SAND AND DUST SEPARATOR	REF	
		INSTL (91547) (SEE FIGURE 17 FOR NHA)		
	PSK17102-01	FRAME ASSY (FOR SPARES, ORDER P/N 204-060-843-7) . . .	REF	
-1	MS51958-63	SCREW, MACHINE, PAN HEAD.	5	
-2	MS21045C3	NUT, SELF-LOCKING, HEX.	5	
-3	MS51958-63	SCREW, MACHINE, PAN HEAD.	4	
-4	MS21045C3	NUT, SELF-LOCKING, HEX.	4	
-5	1-010-405-01	ANGLE, MOUNTING (91547)	1	
-6	1-010-324-01	GASKET, LOWER SEGMENT (91547)	1	
-7	MS27039-1-07	SCREW, MACHINE	4	
-8	AN960PD10L	WASHER, FLAT	4	
-9	AN3-4A	BOLT, MACHINE	13	
-10	AN960PD10L	FILTER ASSY (FOR SPARES ORDER P/N 204-060-318-1) . . .	1	
		(SEE FIGURE 11 FOR BREAKDOWN)		
	204-060-318-1	FILTER ASSY (SEE FIGURE FOR BREAKDOWN)	1	
-11	NAS1352-08LL10P	SCREW, CAP, SOCKET HEAD.	7	
-12	AN960-416L	WASHER, FLAT	7	
-13	A8B160	RIVNUT (03481)	7	
-14	NAS1352-08LL10P	SCREW, CAP, SOCKET HEAD.	7	
-15	AN960-416L	WASHER, FLAT.	14	
-16	A8B160	RIVNUT (03481)	7	
-17	NAS1352-08LL10P	SCREW, CAP, SOCKET HEAD.	6	
-18	AN960-416L	WASHER, FLAT	24	
-19	A8B160	RIVNUT (03481)	6	
-20	1-010-840-01	SCREEN, UPPER.	1	
-21	MS20470AD2-4	RIVET, SOLID	10	
-22	1-010-810-01	SCREEN, FWD	1	
-23	MS20470AD3-4	RIVET, SOLID	10	
-24	1-010-403-01	BRACKET.	1	
-25	PSK16699-02	FRAME, FILTER.	1	
-26	1-010-910-01	SCREEN ASSY, RIGHT SIDE AIR INLET INTAKE	1	
-27	MS27039-1-07	SCREW, MACHINE (AP)	4	
-28	AN960PD10L	WASHER, FLAT (AP)	4	
-29	AN125421	RIVET, SOLID	10	
-30	1-010-850-01	SCREEN ASSY, UPPER.	1	
-31	1-010-304-01	GASKET, UPPER SEGMENT (M/F MIL-R-6130B	1	
		TYPE II GRADE A CONDITION SOFT)		
-32	NAS1352C08-10	SCREW, CAP	14	
-33	1-010-880-01	SCREEN ASSY, LOWER	1	
-34	MS21043-08	NUT, EXTENDED WASHER	8	
-35	AN960C8	WASHER, FLAT	8	
-36	NAS1352C08-6	SCREW, CAP	8	
-37	1-010-900-01	SEGMENT ASSY.	1	
-38	1-010-324-01	GASKET, LOWER SEGMENT	1	
-39	MS20427F3-2	RIVET	6	
-40	MS21059-08	NUTPLATE	3	
-41	1-010-404-01	GASKET.	1	
-42	1-010-920-01	SCREEN ASSY, FWD.	1	
-43	MS20470AD2-5	RIVET, SOLID	2	
-44	MS20470AD2-4	RIVET, SOLID	14	
-45	1-010-890-01	SCREEN ASSY	1	
-46	1-010-317-01	PLATE, FWD	1	
-47	1-010-316-01	GASKET.	1	
-48	1-010-323-01	ANGLE	1	
	PSK16763-01	COWL ASSY (FOR SPARES ORDER P/N 204-061-881-5)	1	
	204-061-881-5	COWL ASSY	1	
	204-061-881-13	COWL ASSY (SEE FIG 17 FOR DETAIL BREAKDOWN.	1	
		USABLE AFTER COMPLIANCE WITH T.O. 1H-1(U)-577)		
	204-061-881-7	COWL ASSY (SEE FIG. 17 FOR DETAIL BREAKDOWN.	1	
		USABLE AFTER COMPLIANCE WITH T.O. 1H-1(U)-577)		
-49	MS27039-1-07	SCREW, MACHINE (AP)	4	
-50	AN960PD10L	WASHER, FLAT (AP)	4	
-51	MS21042-3	NUT (AP)	4	
-52	MS20470AD4-5	RIVET, SOLID	12	
-53	1-010-338-01	PLATE, SUPPORT, RIGHT-HAND	1	
-54	MS20470AD4-5	RIVET, SOLID	10	
-55	1-010-372-01	SUPPORT, FLANGE RIGHT-HAND COWL	1	

FIGURE & INDEX NUMBER	PART NUMBER	DESCRIPTION	UNITS PER ASSY	USABLE ON CODE
		1 2 3 4 5 6 7		
17A -56	1-010-373-01	STIFFENER, INNER RIGHT-HAND	1	
-57	MS20470AD4-5	RIVET, SOLID	26	
-58	1-011-010-01	PLATE AND BRACKET ASSY, RIGHT-HAND	1	
-59	1-010-368-01	SUPPORT, ANGLE RIGHT-HAND	1	
-60	1-010-369-01	SUPPORT, ANGLE RIGHT-HAND	1	
-61	MS20470AD2-6	RIVET, SOLID	9	
-62	1-010-418-01	PLATE, SEAL RETAINING	1	
-63	1-010-425-02	SEAL	1	
-64	1-010-422-01	ANGLE, CLOSURE	1	
-65	1-010-375-01	SUPPORT, ANGLE RIGHT-HAND	1	
-66	1-010-406-01	TEMPLATE, COWL CUTOUT	1	
-67	PSK16763-02	COWL, REWORK	1	
-68	MS20600AD4W3	RIVET, SOLID	7	
-69	MS20470A5-5	RIVET, SOLID	32	
-70	1-010-391-01	FAIRING	1	
	PSK16732-01	COWL ASSY (FOR SPARES ORDER P/N 204-062-882-129)	1	
	204-062-882-129	COWL ASSY (SEE FIG. 19 FOR BREAKDOWN)	1	
-71	MS20470AD3-5	RIVET, SOLID	AR	
-72	1-010-298-01	BOX SUPPORT	1	
-73	1-010-299-01	PLATE, SUPPORT	1	
-74	PSK16731-01	COWL, RIGHT-HAND, REWORK (REPLACES 204-062-882)	1	
-75	204-030-066-73	PANEL, WORK DECK (SEE FIG. 203 FOR BREAKDOWN)	1	
-76	SL2052-4-4	INSERT (97393)	2	
-77	MS35266-63	SCREW, MACHINE	2	
-78	MS21042-3	NUT, SELF-LOCKING, HEX	2	
-79	MS21919DG16	CLAMP, LOOP	3	
-80	AN737TW48	CLAMP, HOSE	2	
-81	1-010-417-01	TUBE, EXHAUST	1	
-82	1-010-416-01	COUPLING	1	
-83	MS9556-14	BOLT, HEX HEAD	1	
-84	MS21042-3	NUT, SELF LOCKING, HEX	1	
-85	2-161-109-01	BRACKET	1	
-86	2-060-204-01	SPACER, SLEEVE	2	
-87	AN929-4D	CAP, TUBE	1	
	PSK16814-01	BAFFLE ASSY (FOR SPARES ORDER P/N 204-031-155-45)	1	
	204-031-155-45	BAFFLE ASSY (SEE FIG. 195 FOR BREAKDOWN)	1	
-88	1-010-347-01	BINDING	1	
-89	VT276	THREAD (81348)	AR	
-90	PSK16814-02	BAFFLE ASSY	1	
-91	PSK16819-01	FUSELAGE ASSY	1	
-92	AN737TW48	CLAMP, HOSE	2	
-93	MS35266-63	SCREW, MACHINE	1	
-94	MS21042-3	NUT, SELF-LOCKING	1	
-95	MS21919DG16	CLAMP, LOOP	2	
-96	1-010-356-01	TUBE, SAND AND DUST EXHAUST	1	
-97	1-010-355-01	PIPE, OUTLET, SAND AND DUST SEPARATOR	1	
-98	AN924-16	NUT, PLAIN HEX	1	
-99	AN848-16D	ELBOW, HOSE	1	
-100	1-010-413-01	SPACER, (MF AN960-PD2116 WASHER)	1	
-101	AN737TW48	CLAMP, HOSE	2	
-102	1-010-354-01	PIPE	1	
	1-010-760-01	RETAINER ASSY	1	
-103	MS20427F3-4	RIVET, SOLID	22	
-104	MS21070-3	NUTPLATE	11	
-105	1-010-264-01	RETAINER	1	
-106	MS51958-63	SCREW, MACHINE, PAN HEAD	4	
-107	MS20470AD2-3	RIVET, SOLID	14	
-108	MS20426AD3-3	RIVET, SOLID	20	
-109	NAS686A3K	NUT, SELF-LOCKING PLATE	4	
-110	1-010-402-01	CHANNEL, STIFFENING	2	
-111	MS20470AD5-5	RIVET, SOLID	16	
-112	1-010-394-01	CLOSURE, INDUCTION BAFFLE	1	
-113	MS20470AD5-6	RIVET, SOLID	6	
-114	1-010-293-01	ANGLE, SUPPORT	1	
-115	1-010-331-01	CLIP	2	
-116	AN960PD8	WASHER, FLAT	6	
-117	PSK16729-02	INDUCTION BAFFLE, REWORK	1	
	1-010-990-02	DOOR ASSY, INDUCTION BAFFLE	1	

FIGURE & INDEX NUMBER	PART NUMBER	DESCRIPTION							UNITS PER ASSY	USABLE ON CODE
		1	2	3	4	5	6	7		
17A -118	MS20470AD2-6	.	.	RIVET, SOLID	17	
-119	1-010-423-01	.	.	PLATE, SEAL RETAINING	1	
-120	1-010-425-03	.	.	SEAL	1	
-121	MS20470AD2-4	.	.	RIVET, SOLID	16	
-122	1-010-419-01	.	.	CHANNEL, CLOSURE	1	
-123	1-010-426-01	.	.	SUPPORT, SEAL	1	
-124	1-010-425-01	.	.	SEAL	1	
-125	1-010-424-01	.	.	PLATE, SEAL RETAINING	1	
-126	1-010-421-01	.	.	PLATE, CLOSURE	1	
-127	1-010-349-01	.	.	SEAL	1	
-128	1-010-346-01	.	.	PLATE, RETAINING	1	
-129	1-010-398-01	.	.	DOOR, INDUCTION BAFFLE	1	
-130	8016S6	.	.	CLAMP, LOOP 72285 (LYCOMING SPEC CONT DWG. 1-300-271-05)	2	
-131	MS35266-63	.	.	SCREW, MACHINE	1	
-132	MS21042-3	.	.	NUT, SELF-LOCKING	1	
-133	MS9596-027	.	.	BRACKET, ANGLE	1	
	PSK16729-01	.	.	INDUCTION BAFFLE ASSY (FOR SPARES ORDER P/N 204-060-220-7)	1	
	204-060-220-7	.	.	INDUCTION BAFFLE ASSY (SEE FIG. 18 FOR BREAK-DOWN)	1	
-134	AN815-6D	.	.	UNION, FLARED TUBE	1	
-135	AN901-6A	.	.	WASHER, FLAT	1	
	1-300-558	.	.	HOSE ASSY	1	
-136	MIL-H-27267-4	.	.	HOSE	AR	
-137	MS27053-4C	.	.	ADAPTER ASSY, STRAIGHT	1	
-138	MS27060-4C	.	.	ADAPTER ASSY, 90° ELBOW	1	
-139	AN924-16D	.	.	NUT, PLAIN HEX	1	
-140	AN919D14	.	.	REDUCER, TUBE, FLARED	1	
-141	MS29512-10	.	.	PACKING, PREFORMED	1	
	1-011-080-01	.	.	TUBE ASSY, WATER	1	
-142	AN818-6D	.	.	NUT, TUBE COUPLING	1	
-143	MS20819-6D	.	.	SLEEVE, FLARED	1	
-144	1-010-384-01	.	.	TUBE	1	
-145	MS24333-10	.	.	COUPLING ASSY, HYDRAULIC	1	
	1-010-750-01	.	.	PLATE ASSY	1	
-146	MS20427F3-4	.	.	RIVET, SOLID	56	
-147	MS21070-3	.	.	NUT, SELF-LOCKING, PLATE	25	
-148	1-010-252-01	.	.	PLATE	1	
-149	1-010-500-11	.	.	AIR FILTER SAND AND DUST SEPARATOR ASSY (SEE FIGURE 21 FOR BREAKDOWN)	1	
-150	AN737TW26	.	.	CLAMP, HOSE	2	
-151	1-300-561-01	.	.	HOSE, WATER (90200)	1	
-152	1-300-561-02	.	.	HOSE, WATER (ALT) (87373)	1	
-153	MS35266-63	.	.	SCREW, MACHINE	1	
-154	MS21042-3	.	.	NUT, SELF-LOCKING	1	
-155	AN960PD10	.	.	WASHER, FLAT	1	
-156	8016S6	.	.	CLAMP, LOOP (72285) (LYCOMING SPEC CONT DWG 1-300-271-05)	1	
	1-011-070-01	.	.	TUBE ASSY	1	
-157	AJ818-6D	.	.	NUT, TUBE COUPLING	1	
-158	MS20819-6D	.	.	SLEEVE, FLARED	1	
-159	1-010-387-01	.	.	TUBE	1	
	PSK17168-01	.	.	ELECTRICAL COMPONENTS ASSY, REWORK AND INSTL (SEE FIG. 16 FOR BREAKDOWN)	1	
-160	PSK16730-01	.	.	FILTER ASSY (FOR SPARES ORDER P/N 204-060-318-1)	1	
-161	204-060-318-1	.	.	FILTER ASSY (SEE FIG. 11 FOR BREAKDOWN)	REF	
-162	MS27039-1-07	.	.	SCREW (AP)	8	
-163	AN960PD10L	.	.	WASHER (AP)	8	
-164	MS21045C08	.	.	NUT	18	
-165	NAS1352C08-8	.	.	SCREW	18	
-166	1-010-393-01	.	.	BRACKET	1	
-167	1-010-800-01	.	.	FRAME AND SCREEN ASSY	1	
-168	MS20613-4C6	.	.	RIVET, SOLID	7	
-169	1-010-291-01	.	.	SUPPORT	1	
-170	1-010-289-01	.	.	GASKET	1	
-171	1-010-288-01	.	.	SCREEN	1	
-172	1-010-392-01	.	.	CHANNEL	1	

FIGURE & INDEX NUMBER	PART NUMBER	1 2 3 4 5 6 7	DESCRIPTION	UNITS PER ASSY	USABLE ON CODE
17A -173	1-010-287-01 PSK16671-01	.	FRAME	1	
		.	FIREWALL (FOR SPARES ORDER P/N 204-062- 815-119)	1	
	204-062-815-119	.	FIREWALL (SEE FIG. 20 FOR BREAKDOWN).	1	
-174	AN525-10R7	.	SCREW, MACHINE (AP)	18	
-175	AN3C4A	.	BOLT, MACHINE (AP)	6	
-176	AN960C10L	.	WASHER, FLAT (AP)	10	
-177	MS21043-3	.	NUT, SELF-LOCKING, HEX (AP)	4	
-178	MS35207-262	.	SCREW, MACHINE (AP)	2	
-179	AN960-10L	.	WASHER, FLAT (AP)	2	
-180	NAS679A3	.	NUT, SELF-LOCKING, HEX (AP)	2	
-181	MS51957-44	.	SCREW, MACHINE	161	
-182	AN960C8L	.	WASHER, FLAT	161	
-183	MS21043-08	.	NUT, EXTENDED WASHER, HEX	161	
-184	1-010-386-01	.	PLATE	1	
-185	MS20613-3C4	.	RIVET, SOLID	4	
-186	1-010-358-01	.	PLATE	2	
-187	AN815-4DL	.	UNION, FLARED TUBE	1	
-188	AN924-4D	.	NUT, PLAIN HEX	1	
-189	1-010-382-01	.	BRACKET	1	
-190	1-010-273-01	.	CHANNEL	1	
-191	1-010-272-01	.	TADPOLE SEAL	1	
-192	1-010-258-01	.	STIFFENER	1	
-193	1-010-274-01	.	FILLER	1	
-194	1-010-257-01	.	BRIDGE	1	
-195	1-010-720-01	.	BOOT ASSY.	1	
-196	MS20613-4C10	.	RIVET, SOLID	79	
-197	1-010-239-01	.	GASKET, FIREWALL	1	
-198	PSK16670-01	.	FIREWALL, REWORK	1	

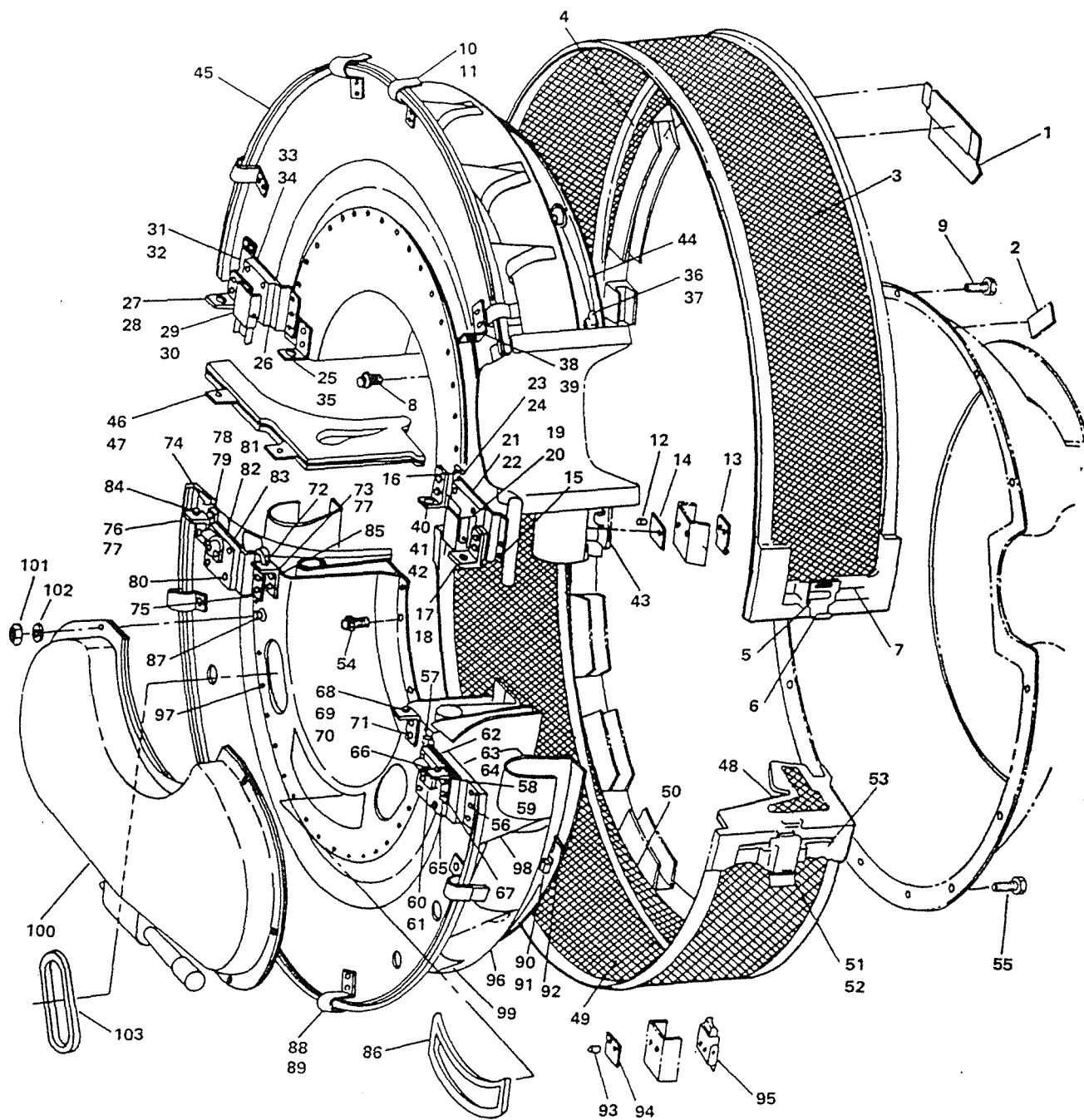


Figure 17B. Air Filter, Sand and Dust Separator Assembly (Sheet 1 of 2)

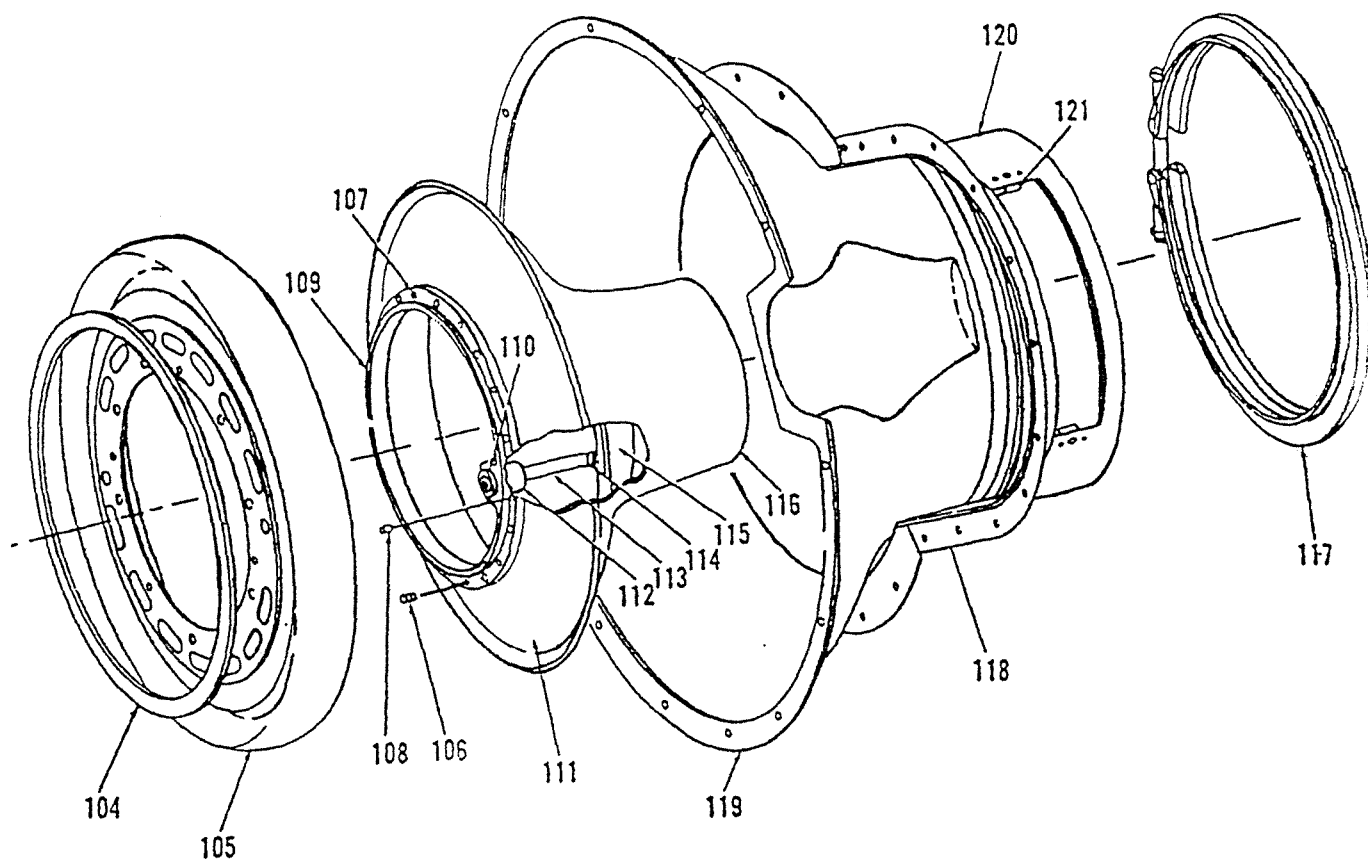


Figure 17B. Air Filter, Sand and Dust Separator Assembly (Sheet 2 of 2)

FIGURE & INDEX NUMBER	PART NUMBER	DESCRIPTION	UNITS PER ASSY	USABLE ON CODE
17B-	1-010-500-11	AIR FILTER SAND AND DUST SEPARATOR ASSY (SEE FIGURE 20 FOR NHA)	REF	
	1-010-660-02	. SCREEN KIT, TOP HALF	1	
-1	1-010-261-01	. PLATE, COVER	1	
-2	1-010-262-01	. PLATE, PROTECTOR	2	
	1-010-660-01	. SCREEN KIT, TOP HALF	1	
-3	1-010-224-01	. SCREEN, TOP HALF, SIDE	1	
-4	1-010-223-01	. SCREEN, TOP HALF, END	1	
	1-010-650-01	. HOOK ASSY, SCREEN KIT	2	
-5	MS20427F4-5	. RIVET	2	
	NAS1399C4-2	. RIVET (ALT)	2	
-6	VHS179286-2SS	. HOOK (98003) (LYCOMING SPEC CONT DWG 1-300-155-01)	1	
-7	1-010-213-02	. BRACKET, LATCH, HOOK	1	
-8	MS9557-04	. BOLT	5	
-9	MS9489-07	. BOLT, HEX HEAD	5	
	1-010-420-06	. SAND AND DUST COLLECTOR ASSY, UPPER HALF	1	
-10	MS20470AD3-4	. RIVET, SOLID	8	
-11	1-010-253-01	. CLIP, RETAINER	4	
-12	MS20426AD4-5	. RIVET	4	
-13	VHS179286-2SS	. HOOK (98003) (LYCOMING SPEC CONT DWG 1-300-155-01)	2	
-14	1-010-205-02	. PLATE, BACK-UP	2	
-15	MS20470AD4-4	. RIVET, SOLID	6	
-16	MS20470AD4-6	. RIVET, SOLID	6	
	1-010-570-02	. LATCH ASSY, RIGHT-HAND	1	
-17	MS20470AD4-10	. RIVET, SOLID	2	
-18	1-010-126-01	. BRACKET, ANGLE	1	
-19	MS20426AD4-8	. RIVET, SOLID	2	
-20	VHC83314-42-LA- SS302	. LATCH (98003) (LYCOMING SPEC CONT DWG 1-300-154-01)	1	
-21	MS20470AD4-7	. RIVET, SOLID	4	
-22	1-010-193-02	. SPACER, LATCH AND HOOK	1	
-23	1-010-205-01	. PLATE, BACKING, LATCH AND HOOK	1	
-24	1-010-204-01	. BRACKET	1	
-25	1-010-192-01	. SPACER, BLANK, MOUNTING	1	
-26	1-010-610-01	. LATCH ASSY, LEFT-HAND	1	
-27	MS20470AD4-10	. RIVET, SOLID	2	
-28	1-010-126-01	. BRACKET, ANGLE	1	
-29	MS20426AD4-8	. RIVET, SOLID	2	
-30	VHC83314-42-LA- SS302	. LATCH (98003) (LYCOMING SPEC CONT DWG 1-300-154-01)	1	
-31	MS20470AD4-7	. RIVET, SOLID	4	
-32	1-010-193-02	. SPACER, LATCH AND HOOK	1	
-33	1-010-205-01	. PLATE BACKING, LATCH AND HOOK	1	
-34	1-010-204-01	. BRACKET	1	
-35	1-010-192-01	. SPACER, BLANK, MOUNTING	1	
-36	MS20426AD3-5	. RIVET, SOLID	10	
-37	MS21060L3	. NUT, SELF LOCKING	5	
-38	MS20470AD4-4	. RIVET, SOLID	2	
-39	1-010-385-01	. BRACKET, HOSE CLAMP	1	
-40	MS20470AD4-10	. RIVET, SOLID	4	
-41	1-010-126-01	. BRACKET, ANGLE	2	
-42	1-010-201-01	. PLATE, BACKING	2	
-43	1-010-254-03	. RING SEGMENT, UPPER	1	
-44	1-010-254-02	. RING SEGMENT, UPPER	1	
-45	1-010-410-05	. FILTER WELDMENT, AIR, UPPER	1	
	1-010-530-03	. GASKET ASSY	2	
-46	1-010-174-02	. PLATE, GASKET	1	
-47	1-010-173-02	. GASKET	2	
	1-010-670-02	. SCREEN KIT, BOTTOM HALF (MF 1-010-670-01)	1	
-48	1-010-219-02	. SCREEN, SIDE FLANGE (PART OF 1-010-670-01)	2	

FIGURE & INDEX NUMBER	PART NUMBER	DESCRIPTION							UNITS PER ASSY	U C G
		1	2	3	4	5	6	7		
17B -49	1-010-226-01	.	.	.	SCREEN, BOTTOM HALF, SIDE (PART OF	.	.	.	1	
		.	.	.	1-010-670-01)	.	.	.		
-50	1-010-225-01	.	.	.	SCREEN, BOTTOM HALF, END (PART OF	.	.	.	1	
		.	.	.	1-010-670-01)	.	.	.		
	1-010-640-01	.	.	.	LATCH ASSY, SCREEN KIT	.	.	.	2	
-51	MS20427F4-5	.	.	.	RIVET, SOLID	.	.	.	2	
	NAS1399C4-2	.	.	.	RIVET, BLIND (ALT)	.	.	.	2	
-52	VHC83314-42	.	.	.	LATCH (98003) (LYCOMING SPEC CONT	.	.	.	1	
		.	.	.	DWG 1-300-154-01)	.	.	.		
-53	1-010-213-02	.	.	.	BRACKET, LATCH-HOOK	.	.	.	1	
-54	MS9557-04	.	.	.	BOLT	.	.	.	5	
-55	MS9489-07	.	.	.	BOLT, HEX HEAD	.	.	.	5	
	1-010-380-07	.	.	.	LWR HALF ASSY, SAND AND DUST	.	.	.	1	
-56	MS20470AD4-4	.	.	.	RIVET, SOLID	.	.	.	3	
-57	MS20470AD4-6	.	.	.	RIVET, SOLID	.	.	.	3	
	1-010-580-02	.	.	.	HOOK ASSY, RIGHT-HAND	.	.	.	1	
-58	MS20470AD4-10	.	.	.	RIVET, SOLID	.	.	.	2	
-59	1-010-126-01	.	.	.	BRACKET, ANGLE	.	.	.	1	
-60	MS20426AD4-8	.	.	.	RIVET, SOLID	.	.	.	2	
-61	VHS179286-2SS	.	.	.	HOOK (98003) (LYCOMING SPEC CONT	.	.	.	1	
		.	.	.	DWG 1-300-155-01)	.	.	.		
-62	MS20470AD4-7	.	.	.	RIVET, SOLID	.	.	.	4	
-63	1-010-205-01	.	.	.	PLATE, BACKING, LATCH AND HOOK	.	.	.	1	
-64	1-010-204-01	.	.	.	BRACKET	.	.	.	1	
-65	1-010-193-02	.	.	.	SPACER, LATCH AND HOOK	.	.	.	1	
-66	1-010-165-01	.	.	.	PIN, POSITIONING	.	.	.	1	
-67	MS20470AD4-10	.	.	.	RIVET, SOLID	.	.	.	2	
-68	1-010-165-01	.	.	.	PIN, POSITIONING	.	.	.	1	
-69	1-010-192-01	.	.	.	SPACER, BLANK	.	.	.	2	
-70	1-010-201-01	.	.	.	PLATE, BACKING	.	.	.	2	
-71	MS20470AD4-10	.	.	.	RIVET, SOLID	.	.	.	2	
-72	1-010-165-01	.	.	.	PIN, POSITIONING	.	.	.	1	
-73	1-010-126-01	.	.	.	BRACKET, ANGLE	.	.	.	1	
-74	MS20470AD4-4	.	.	.	RIVET, SOLID	.	.	.	3	
-75	MS20470AD4-6	.	.	.	RIVET, SOLID	.	.	.	3	
	1-010-620-01	.	.	.	HOOK ASSY, LEFT-HAND	.	.	.	1	
-76	MS20470AD4-10	.	.	.	RIVET, SOLID	.	.	.	2	
-77	1-010-126-01	.	.	.	BRACKET, ANGLE	.	.	.	1	
-78	MS20426AD4-8	.	.	.	RIVET, SOLID	.	.	.	2	
-79	VHS179286-2SS	.	.	.	HOOK (98003) (LYCOMING SPEC CONT	.	.	.	1	
		.	.	.	DWG 1-300-155-01)	.	.	.		
-80	MS20470AD4-7	.	.	.	RIVET, SOLID	.	.	.	4	
-81	1-010-205-01	.	.	.	PLATE, BACKING, LATCH AND HOOK	.	.	.	1	
-82	1-010-204-01	.	.	.	BRACKET	.	.	.	1	
-83	1-010-193-02	.	.	.	SPACER, LATCH AND HOOK	.	.	.	1	
-84	1-010-165-01	.	.	.	PIN, POSITIONING	.	.	.	1	
-85	MS20470AD4-10	.	.	.	RIVET, SOLID	.	.	.	2	
-86	1-010-206-02	.	.	.	GASKET	.	.	.	1	
-87	KNN51032MX8	.	.	.	STUD (29372) (LYCOMING SPEC CONT	.	.	.	6	
		.	.	.	DWG 1-300-501-01)	.	.	.		
-88	MS20470AD3-4	.	.	.	RIVET, SOLID	.	.	.	8	
-89	1-010-253-01	.	.	.	CLIP	.	.	.	4	
-90	MS20426AD3-5	.	.	.	RIVET, SOLID	.	.	.	14	
-91	MS21060L3	.	.	.	NUT, SELF-LOCKING	.	.	.	7	
-92	1-010-254-01	.	.	.	RING SEGMENT	.	.	.	1	
-93	MS20426AD4-5	.	.	.	RIVET, SOLID	.	.	.	4	
-94	VHC83314-42-LA-SS302	.	.	.	LATCH (98003) (LYCOMING SPEC CONT	.	.	.	2	
		.	.	.	DWG 1-300-154-01)	.	.	.		
-95	1-010-205-02	.	.	.	PLATE, BACK-UP	.	.	.	2	
-96	1-010-370-04	.	.	.	FILTER WELDMENT, AIR, LWR	.	.	.	1	
-97	NAS1398B4-3	.	.	.	RIVET	.	.	.	17	

FIGURE & INDEX NUMBER	PART NUMBER	DESCRIPTION							UNITS PER ASSY	USABLE ON CODE
		1	2	3	4	5	6	7		
17B -98	1-010-107-01	.	.	.	INLET VANE	.	.	.	4	
-99	1-010-111-01	.	.	.	INLET VANE	.	.	.	4	
-100	1-300-499-01	.	.	.	AIR CLEANER	.	.	.	1	
	1-300-499-02	.	.	.	AIR CLEANER (ALT)	.	.	.	1	
-101	MS21042-3	.	.	.	NUT, SELF-LOCKING (AP)	.	.	.	6	
-102	AN960C10L	.	.	.	WASHER, FLAT (AP)	.	.	.	6	
-103	P11-4751	.	.	.	GASKET	.	.	.	2	
	1-010-770-01	.	.	.	DEFLECTOR ASSY	.	.	.	1	
-104	1-010-188-01	.	.	.	GASKET	.	.	.	1	
-105	1-010-256-01	.	.	.	RING, SCOOP	.	.	.	1	
	1-010-740-01	.	.	.	BELLMOUTH ASSY, INNER	.	.	.	1	
-106	1-300-551-01	.	.	.	INSERT, SCREW LOCK	.	.	.	10	
-107	MS20426AD5-10	.	.	.	RIVET, SOLID	.	.	.	10	
-108	AN122716	.	.	.	PIN, DOWEL, STEEL	.	.	.	2	
	1-010-294-01	.	.	.	ADAPTER, INNER	.	.	.	1	
-109	1-010-248-01	.	.	.	FLANGE, INNER	.	.	.	1	
-110	1-010-295-01	.	.	.	SUPPORT, TUBE	.	.	.	1	
-111	1-010-249-01	.	.	.	SUPPORT, BELLMOUTH	.	.	.	1	
	1-010-830-01	.	.	.	BELLMOUTH WELDMENT, INNER	.	.	.	1	
-112	1-010-284-01	.	.	.	BOSS, ADAPTER	.	.	.	1	
-113	1-010-282-01	.	.	.	TUBE, WATER, ADAPTER	.	.	.	1	
-114	1-010-283-01	.	.	.	ADAPTER, TUBE	.	.	.	1	
-115	1-010-281-01	.	.	.	MANIFOLD, ADAPTER	.	.	.	1	
-116	1-010-247-01	.	.	.	BELLMOUTH, INNER, ADAPTER	.	.	.	1	
-117	N4215S2-1157M	.	.	.	MARMON CLAMP	.	.	.	1	
-118	1-010-730-01	.	.	.	BELLMOUTH AND CLOSURE ASSY, ADAPTER	.	.	.	1	
-119	1-010-255-01	.	.	.	GASKET	.	.	.	1	
-120	1-010-780-01	.	.	.	CLOSURE PIECE ASSY	.	.	.	1	
-121	99833-C093	.	.	.	RECEPTACLE (76530)	.	.	.	2	

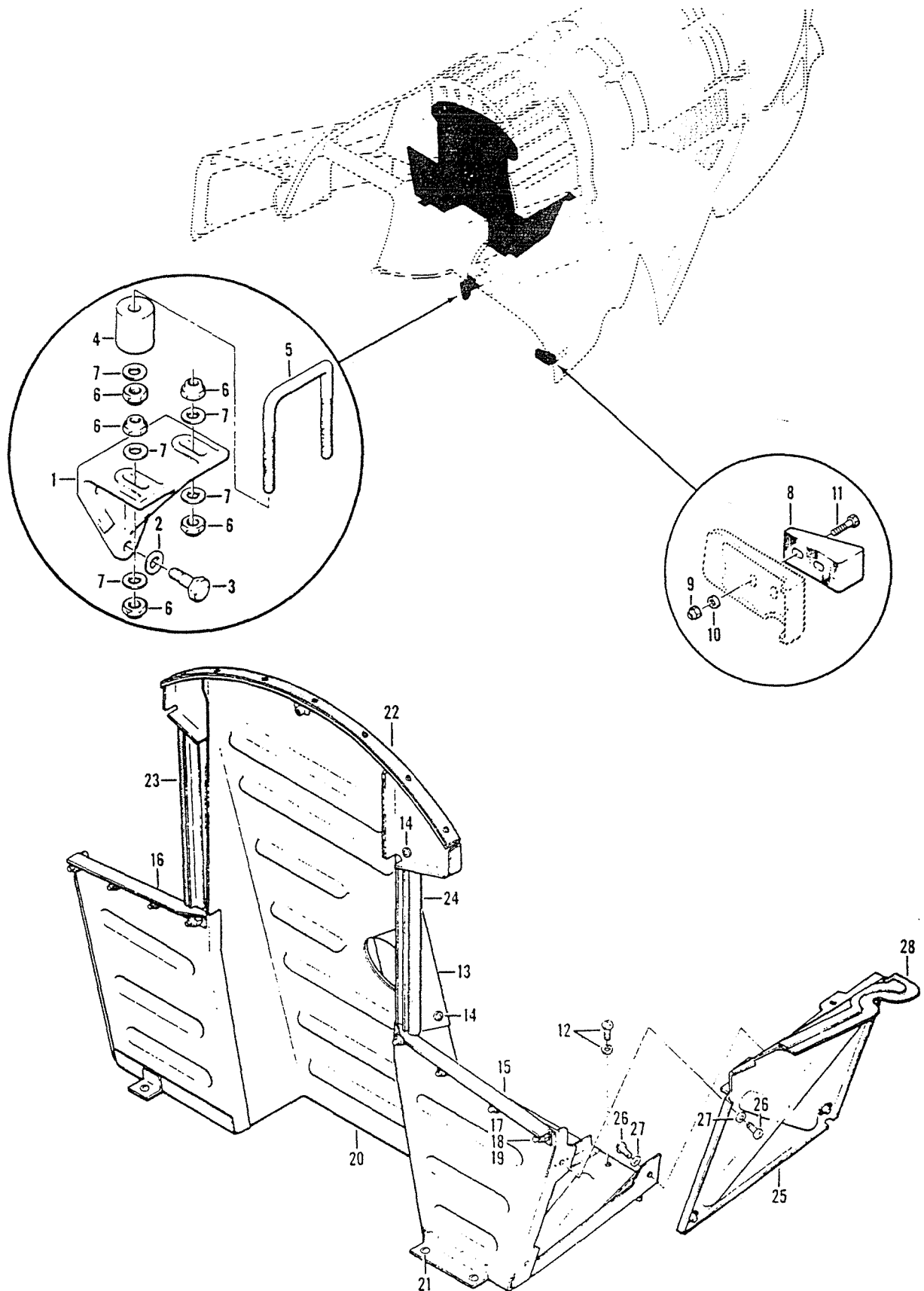


Figure 18. Screen and Baffle Assembly

100



(1) FIGURE & INDEX NUMBER	(2) PART NUMBER	(3) DESCRIPTION	(4) UNIT PER ASSY	(5) USABLE ON CODE
18 -	204-062-800-5	COWL INSTL (SEE FIG. 10 FOR NHA) (SEE FIG... 10, 15 AND 19 THRU 24 FOR BALANCE OF BREAKDOWN)	REF	A
	204-062-800-7	COWL INSTL (SEE FIG. 10 FOR NHA) (SEE FIG... 10, 15 AND 19 THRU 24 FOR BALANCE OF BREAKDOWN)	REF	B
- 1	204-062-836-1	..SUPPORT.....	2	
- 2	AN960PD416	..WASHER (AP).....	6	
- 3	AN4-6A	..BOLT (AP).....	6	
- 4	204-062-957-1	..RUSHING.....	2	
- 5	204-062-839-3	..U-BOLT.....	2	
- 6	MS21042L4	..NUT.....	10	
- 7	AN960PD416	..WASHER.....	10	
- 8	205-060-821-1	..FITTING.....	1	
- 9	NAS679A3	..NUT (AP).....	2	
- 10	AN960PD10L	..WASHER (AP).....	2	
- 11	AN3-5A	..BOLT (AP).....	2	
- 12	AN525-10R7	..SCREW.....	4	
	AN960PD10L	..WASHER.....	4	
	204-060-220-7	..BAFFLE ASSY.....	1	
- 13	204-060-220-5	..COVER ASSY.....	1	
- 14	MS27039-1-06	..SCREW (AP).....	3	
- 15	204-060-220-39	..ANGLE.....	1	
- 16	204-060-220-41	..ANGLE.....	1	
- 17	NAS679A3	..NUT (AP).....	8	
- 18	AN960PD10L	..WASHER (AP).....	8	
- 19	MS27039-1-06	..SCREW (AP).....	8	
- 20	204-060-220-9	..BAFFLE ASSY.....	1	
- 21	A3 1-2 T9	..FASTENER (72794).....	3	
	GH3 1-2	..GROMMET (72794).....	3	
- 22	204-060-220-61	..GASKET.....	1	
- 23	204-060-220-59	..SEAL (MF NSN 9320-250-0792).....	1	
- 24	204-060-220-57	..SEAL (MF NSN 9320-250-0792).....	1	
- 25	204-062-213-5	..DOOR ASSY.....	1	
- 26	AN525-10R7	..SCREW (AP).....	4	
- 27	AN960PD10L	..WASHER (AP).....	4	
- 28	204-062-213-21	..SEAL.....	1	
COOING EXPLANATION				
CODE SERIAL NUMBERS				
A 65-7925 THRU 65-7952				
B 65-7953 AND SUBSEQUENT				

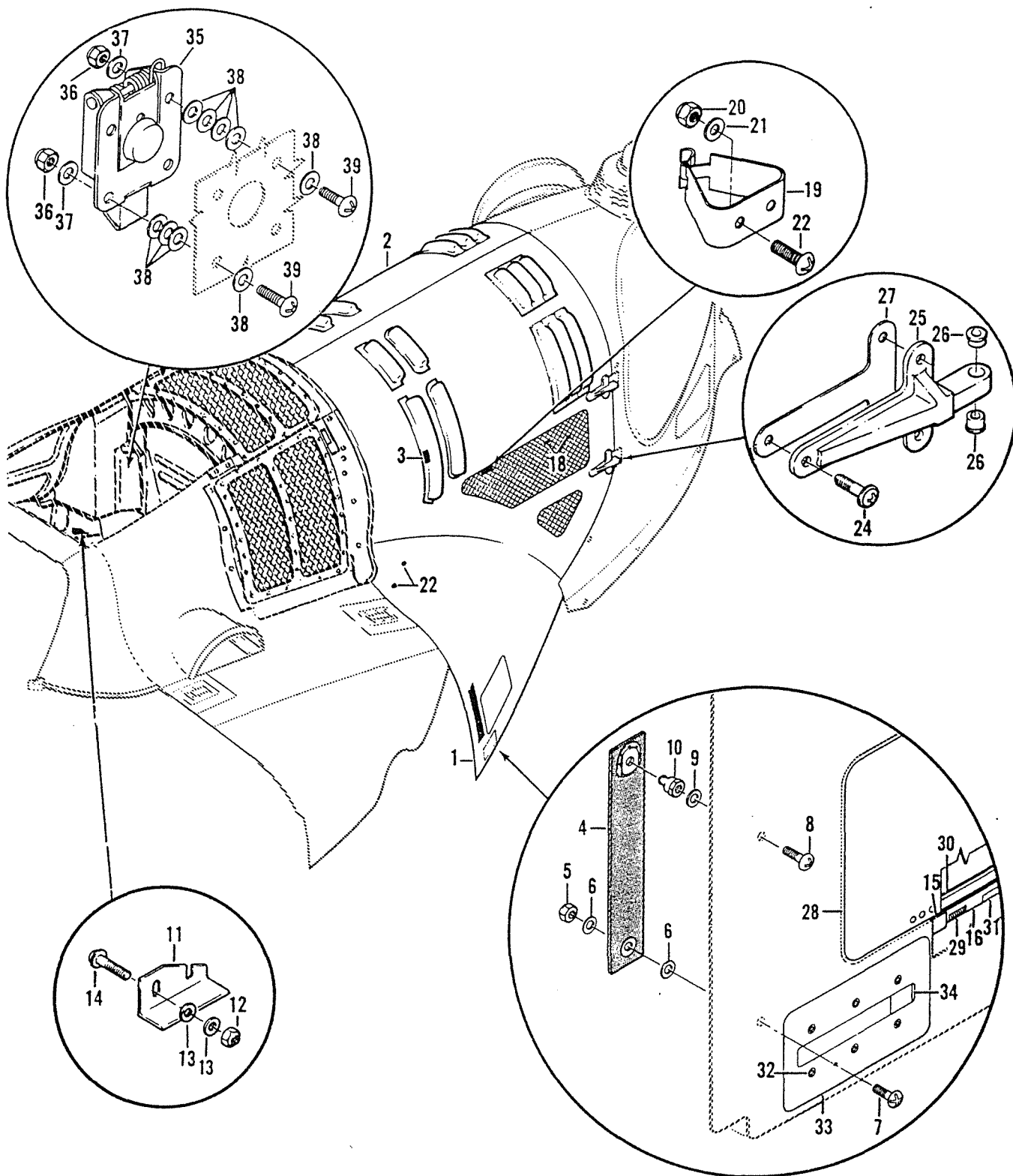


Figure 19. Cowl and Door Assemblies, Left-Hand and Right-Hand

(1) FIGURE & INDEX NUMBER	(2) PART NUMBER	(3) DESCRIPTION	(4) UNIT PER ASSY	(5) USABLE ON CODE
19 -	204-062-800-5	COWL INSTL (SEE FIG. 10 FOR NHA) (SEE FIG... 10, 15, 18 AND 20 THRU 24 FOR BALANCE OF BREAKDOWN)	REF	A
	204-062-800-7	COWL INSTL (SEE FIG. 10 FOR NHA) (SEE FIG... 10, 15, 18 AND 20 THRU 24 FOR BALANCE OF BREAKDOWN)	REF	B
- 1	204-062-882-115	..COWL ASSY, LH.....	1	
- 2	204-062-882-129	..COWL ASSY, RH.....	1	
	204-062-882-117	..COWL ASSY, LH.....	1	
	204-062-882-131	..COWL ASSY, RH.....	1	
	22466	...CLAMP (19500) (USBL ON 204-062-882-117)..	29	
	22466	...CLAMP (19500) (USBL ON 204-062-882-131)..	29	
- 4	204-060-956-1	...STRAP ASSY, LH.....	1	
- 5	MS21042L06	...NUT (AP).....	1	
- 6	AN960PD6	...WASHER (AP).....	2	
- 7	MS35206-229	...SCREW (AP).....	1	
- 8	MS35206-228	...SCREW, RH (AP).....	1	
- 9	AN960PD6	...WASHER, RH (AP).....	1	
- 10	MS27977-66B	...STUD, RH (AP).....	1	
	AN227-22B	...STUD, LH (AP).....	1	
	204-062-956-1	...STRAP ASSY, RH.....	1	
- 11	204-060-882-110	...CLIP, RH.....	1	
- 12	NAS679A3	...NUT, RH (AP).....	2	
- 13	AN960-10	...WASHER, RH (AP).....	4	
- 14	AN525-10R6	...SCREW, RH (AP).....	2	
- 15	204-060-882-113	...PLATE, LH.....	1	
	204-060-882-114	...PLATE, RH.....	1	
- 16	204-060-882-115	...HINGE HALF, LH.....	1	
- 17	MS25281-2	...CLAMP (USBL ON 204-062-882-117).....	2	
- 18	NAS679A3	...NUT (USBL ON 204-062-882-117) (AP).....	2	
	AN525-10R7	...SCREW (USBL ON 204-062-882-117) (AP).....	2	
	AN960PD10	...WASHER (USBL ON 204-062-882-117) (AP).....	2	
	22466	...CLAMP (19500) (USBL ON 204-062-882-131)..	5	
	22466	...CLAMP (19500) (USBL ON 204-062-882-117)..	6	
- 20	MS21042L08	...NUT (AP).....	12	
- 21	AN960PD8	...WASHER (AP).....	12	
- 22	AN525-832R7	...SCREW (AP).....	12	
- 23	NAS679A3	...NUT (USBL ON 204-062-882-117).....	2	
	AN960PD10L	...WASHER (USBL ON 204-062-882-117).....	4	
	AN227-10-10	...FASTENER (USBL ON 204-062-882-117).....	2	
	204-060-948-1	...FITTING ASSY, LH.....	2	
	204-062-834-1	...FITTING ASSY, RH.....	2	
- 24	AN525-10R9	...SCREW (AP).....	6	
- 25	204-060-948-3	...FITTING, LH.....	1	
	204-062-834-3	...FITTING, RH.....	1	
- 26	204-060-808-5	...RUSHING.....	2	
- 27	204-060-882-29	...SHIM.....	1	
- 28	204-060-882-111	...DOOR ASSY, LH.....	1	
	204-060-882-112	...DOOR ASSY, RH.....	1	
- 29	MS20253P2-538	...PIN, HINGE (AP).....	1	
	204-060-869-1	...SPRING (AP).....	2	
- 30	204-060-882-319	...FILLER RH.....	1	
- 31	204-060-882-116	...HINGE HALF RH.....	1	
- 32	AN525-832R7	...SCREW, LH SIDE.....	6	
- 33	204-060-881-199	...FSCUTCHEON, LH SIDE.....	1	
- 34	204-060-957-3	...LATCH ASSY, LH SIDE.....	1	
- 35	H4050S125	...LATCH ASSY, RH (83014).....	1	
- 36	MS21042L04	...NUT, RH (AP).....	4	
- 37	AN960PD4L	...WASHER, RH (AP).....	4	
- 38	AN960PD4	...WASHER, RH (AP).....	19	
- 39	MS51957-16	...SCREW, RH (AP).....	4	
CODING EXPLANATION				
CODE SERIAL NUMBERS				
A 65-7925 THRU 65-7952				
B 65-7953 AND SURSEQUENT				

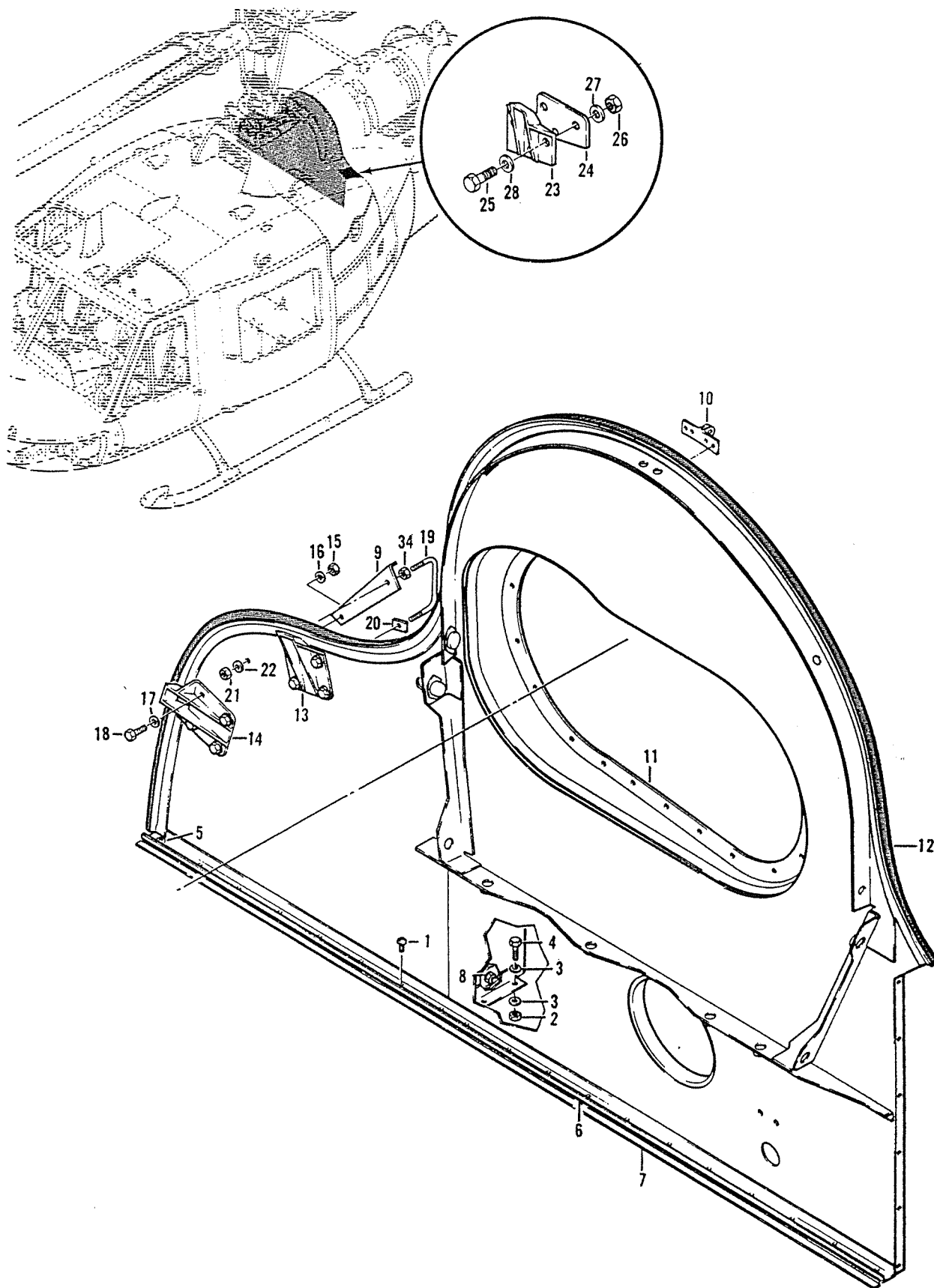


Figure 20. Bellmouth and Firewall Assemblies

(1) FIGURE & INDEX NUMBER	(2) PART NUMBER	(3) DESCRIPTION	(4) UNIT PER ASSY	(5) USABLE ON CODE
20 -	204-062-800-5	COWL INSTL (SEE FIG. 10 FOR NHA) (SEE FIG... 10, 15, 18, 19 AND 21 THRU 24 FOR BALANCE OF BREAKDOWN)	REF	A
	204-062-800-7	COWL INSTL (SEE FIG. 10 FOR NHA) (SEE FIG... 10, 15, 18, 19 AND 21 THRU 24 FOR BALANCE OF BREAKDOWN)	REF	B
- 1	AN525-10R7	..SCREW (AP).....	18	
- 2	MS21043-3	..NUT (AP).....	4	
- 3	AN960C10L	..WASHER (AP).....	10	
- 4	AN3C4A	..BOLT (AP).....	6	
- 5	NAS67943	..NUT (AP).....	1	
	AN960-10L	..WASHER (AP).....	2	
	MS35207-262	..SCREW (AP).....	1	
- 6	204-062-815-107	..FIREWALL ASSY (REPLACED BY 204-062-815-119)	1	
- 6	204-062-815-119	..FIREWALL (REPLACES 204-062-815-107).....	1	
- 7	1-010-239-01	..GASKET, FIREWALL (91547) (MF ASBESTOS..... MATERIAL MIL-C-7637/ASG/TYPE II, NSN 9390-489-9453).	1	
- 8	MS21043-3	..NUT.....	8	
	AN960C10L	..WASHER.....	8	
	AN3C3A	..BOLT.....	8	
- 9	204-060-965-2	..BRACKET.....	1	
- 10	204-060-807-1	..FITTING.....	1	
- 11	1-010-720-01	..BOOT ASSY (91547).....	1	
- 12	204-062-815-93	..SEAL (MADE FROM 3/8 DIA TADPOLE SEAL..... STYLE JM150-20A-8X1-3-32X12FT)	1	
- 13	204-060-936-1	..PLATE.....	1	
	204-060-934-3	..FITTING.....	1	
	MS21043-3	..NUT (AP).....	4	
	AN960C10	..WASHER (AP).....	4	
	AN960C10L	..WASHER (AP).....	4	
	204-060-927-1	..WASHER (AP).....	4	
	AN3C6A	..BOLT (AP).....	4	
- 14	204-060-934-1	..FITTING.....	1	
	204-060-936-1	..PLATE.....	1	
	204-060-927-1	..WASHER (AP).....	4	
- 15	MS21043-3	..NUT (AP).....	4	
- 16	AN960C10	..WASHER (AP).....	4	
- 17	AN960C10L	..WASHER (AP).....	4	
- 18	AN3C6A	..BOLT (AP).....	4	
- 19	204-060-963-3	..HANDLE.....	1	
- 20	204-060-964-1	..NUT (AP).....	2	
- 21	MS21042L5	..NUT (AP).....	2	
- 22	AN970-5	..WASHER (AP).....	2	
- 23	204-060-934-5	..FITTING.....	1	
- 24	204-060-936-3	..PLATE.....	1	
- 25	AN3C6A	..BOLT (AP).....	3	
- 26	MS21043-3	..NUT (AP).....	3	
- 27	204-060-927-1	..WASHER (AP).....	3	
- 28	AN960C10L	..WASHER (AP).....	3	
		CODING EXPLANATION		
		CODE SERIAL NUMBERS		
		A 65-7925 THRU 65-7952		
		B 65-7953 AND SUBSEQUENT		
		C 65-7925 AND SUBSEQUENT		

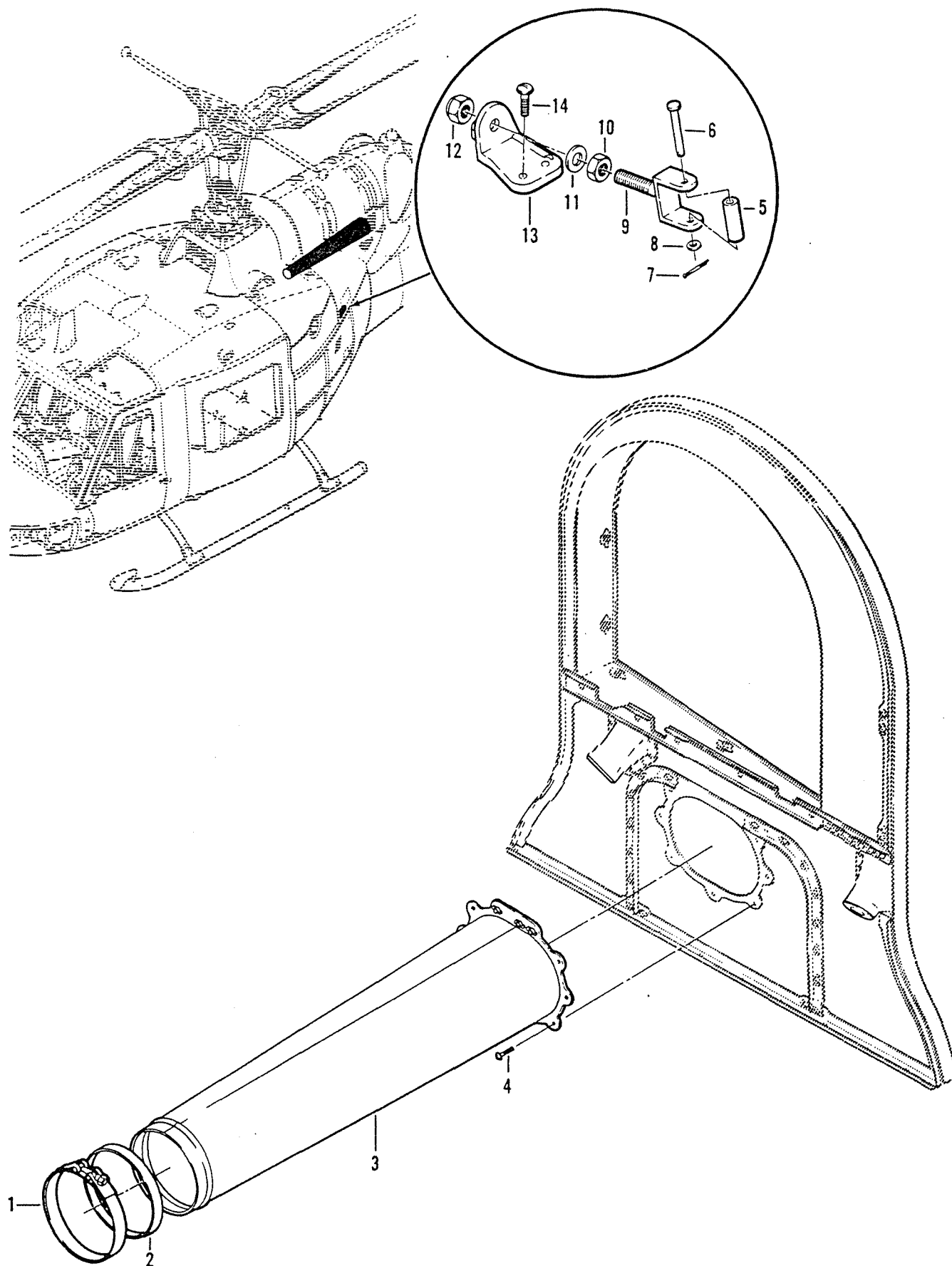


Figure 21. Fireshield Assembly

(1) FIGURE & INDEX NUMBER	(2) PART NUMBER	(3) DESCRIPTION	(4) UNIT PER ASSY	(5) USABLE ON CODE
21 -	204-062-800-5	COWL INSTL (SEE FIG. 10 FOR NHA) (SEE FIG... 10, 15, 18, 19, 20, 22, 23 AND 24 FOR BALANCE OF BREAKDOWN)	REF	A
	204-062-800-7	COWL INSTL (SEE FIG. 10 FOR NHA) (SEE FIG... 10, 15, 18, 19, 20, 22, 23 AND 24 FOR BALANCE OF BREAKDOWN)	REF	B
- 1	U12-075-550SH	.CLAMP (94581).....	1	
- 2	204-060-156-1	.GASKET.....	1	
- 3	204-062-818-1	.FIRESHIELD ASSY.....	1	
- 4	AN525-10R7	.SCREW (AP).....	10	
- 5	NAS43HT4-60	.SPACER.....	1	
- 6	MS20392-2C39	.PIN (AP).....	1	
- 7	MS24665-152	.PIN, COTTER (AP).....	1	
- 8	AN960PD10L	.WASHER (AP).....	2	
- 9	204-062-841-1	.CLEVIS.....	1	
- 10	AN315-4R	.NUT (AP).....	1	
- 11	AN960PD416	.WASHER (AP).....	1	
- 12	MS21042L4	.NUT (AP).....	1	
- 13	204-062-835-1	.FITTING.....	1	
- 14	AN525-10R8	.SCREW (AP).....	3	
		CODING EXPLANATION		
		CODE SERIAL NUMBERS		
		A 65-7925 THRU 65-7952		
		B 65-7953 AND SUBSEQUENT		

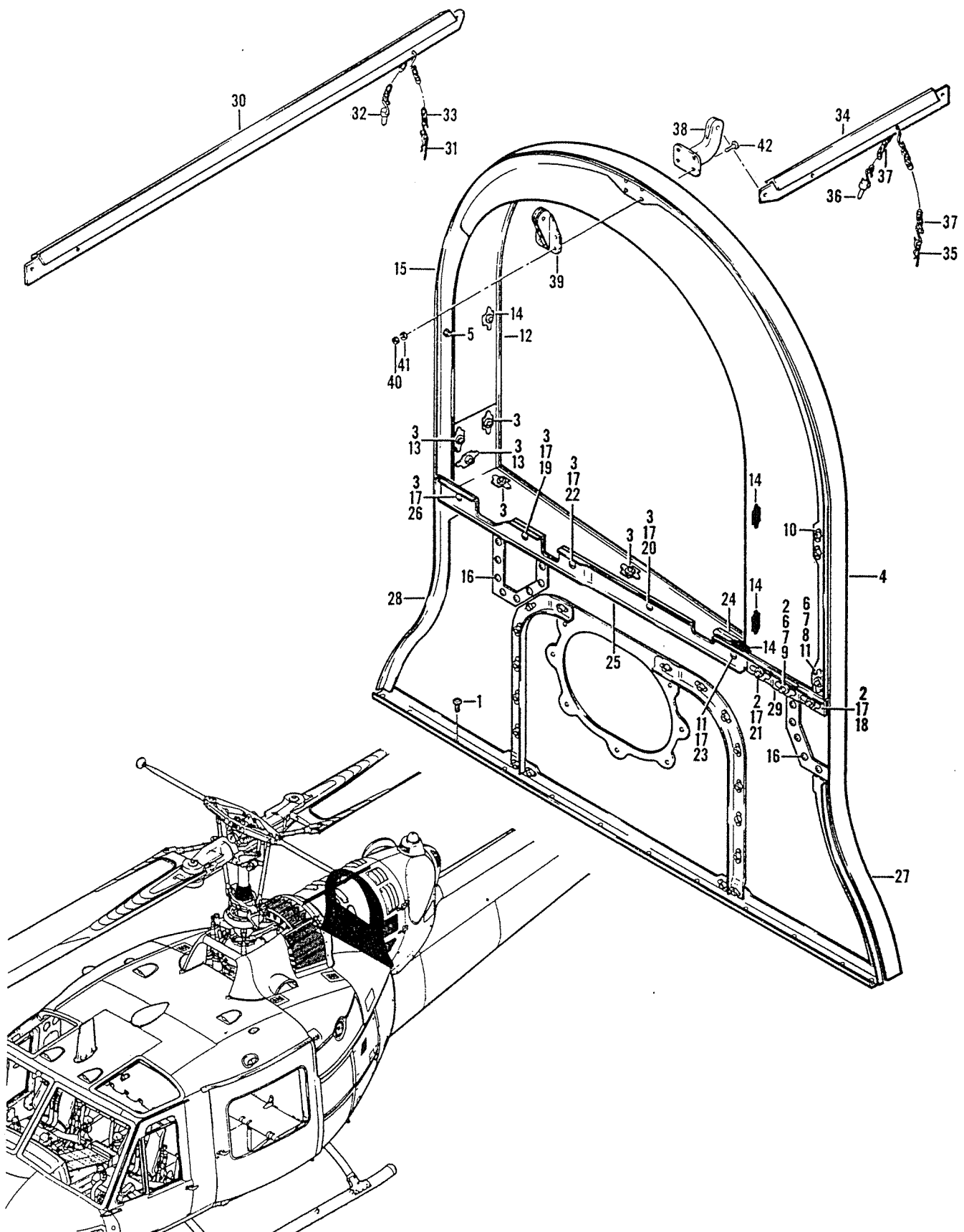


Figure 22. Firewall and Beam Assemblies

(1) FIGURE & INDEX NUMBER	(2) PART NUMBER	(3) DESCRIPTION	(4) UNIT PER ASSY	(5) USABLE ON CODE
22 -	204-062-800-5	COWL INSTL (SEE FIG. 10 FOR NHA) (SEE FIG... 10, 15, 18 THRU 21, 23 AND 24 FOR BALANCE OF BREAKDOWN)	REF	A
	204-062-800-7	COWL INSTL (SEE FIG. 10 FOR NHA) (SEE FIG... 10, 15, 18 THRU 21, 23 AND 24 FOR BALANCE OF BREAKDOWN)	REF	B
	204-062-816-1	..FIREWALL ASSY.....	1	C
	204-062-816-181	..FIREWALL ASSY.....	1	D
- 1	AN525-10R7	..SCREW (AP).....	12	
- 2	99833P098	..RECEPTACLE (76530).....	3	
	204-062-816-19	..CHANNEL ASSY.....	1	
- 3	99833P098	..RECEPTACLE (76530).....	9	
- 4	204-062-816-9	..FIREWALL ASSY.....	1	
- 5	MS21043-3	..NUT.....	1	
	AN960C10L	..WASHER.....	1	
	AN960C10	..WASHER.....	4	
	AN42B5	..BOLT.....	1	
- 6	99836	..PIN (76530).....	2	
- 7	294119-06	..WASHER (76530).....	2	
- 8	98292-1-130	..STUD (76530).....	1	
- 9	98292-3-270	..STUD (76530).....	1	
- 10	AN526C1032R8	..SCREW.....	2	
- 11	99833-P098	..RECEPTACLE (76530).....	2	
- 12	204-062-816-17	..CHANNEL ASSY.....	1	
- 13	99836	..PIN (76530).....	2	
- 13	294119-06	..WASHER (76530).....	2	
- 13	98292-2-200	..STUD (76530).....	2	
- 14	99833P098	..RECEPTACLE (76530).....	4	
- 15	204-062-816-125	..SEAL (92798) (MF 3/8 DIA TADPOLE SEAL,... STYLE JM150-20A)	1	
	204-062-816-7	..FIREWALL ASSY, LOWER.....	1	C
	204-062-816-179	..FIREWALL ASSY, LOWER.....	1	D
- 16	AN526C1032R8	..SCREW.....	16	
- 17	99836	..PIN (76530).....	7	
	294119-06	..WASHER (76530).....	7	
- 18	98292-3-350	..STUD (76530).....	1	
- 19	98292-2-220	..STUD (76530).....	1	
- 20	98292-3-260	..STUD (76530).....	1	
- 21	98292-1-130	..STUD (76530).....	1	
- 22	98292-1-140	..STUD (76530).....	1	
- 23	98292-2-220	..STUD (76530).....	1	
- 24	204-062-886-1	..CLIP.....	1	
- 25	204-062-816-157	..STIFFENER.....	1	
- 26	98292-4-400	..STUD (76530).....	1	
- 27	204-062-816-69	..SEAL (92798) (MF 3/8 DIA TADPOLE SEAL,... STYLE JM150-20A)	1	
- 28	204-062-816-127	..SEAL (92798) (MF 3/8 DIA TADPOLE SEAL,... STYLE JM150-20A)	1	
- 29	204-062-816-93	..ANGLE.....	1	
	204-062-824-1	..BEAM INSTL.....	1	
- 30	204-062-824-3	..BEAM ASSY.....	1	
- 31	AN3-97397	..PIN.....	2	
- 32	VBP537B	..PIN (14821).....	2	
- 33	RS105-6	..CHAIN ASSY (86831).....	4	
- 34	204-062-824-5	..BEAM ASSY.....	1	
- 35	AN3-97397	..PIN.....	2	
- 36	VBP537B	..PIN (14821).....	2	
- 37	RS105-6	..CHAIN ASSY (86831).....	4	
- 38	204-062-838-1	..FITTING.....	1	
- 39	204-062-838-1	..FITTING.....	1	
- 40	NAS679A3	..NUT (AP).....	4	
- 41	AN960C10L	..WASHER (AP).....	4	
- 42	AN525-10R11	..SCREW (AP).....	4	
CODING EXPLANATION				
CODE SERIAL NUMBERS				
A 65-7925 THRU 65-7952				

(1) FIGURE & INDEX NUMBER	(2) PART NUMBER	(3) DESCRIPTION	(4) UNIT PER ASSY	(5) USABLE ON CODE
22 -		B 65-7953 AND SUBSEQUENT C 63-13141 THRU 65-7942 D 65-7943 AND SUBSEQUENT		

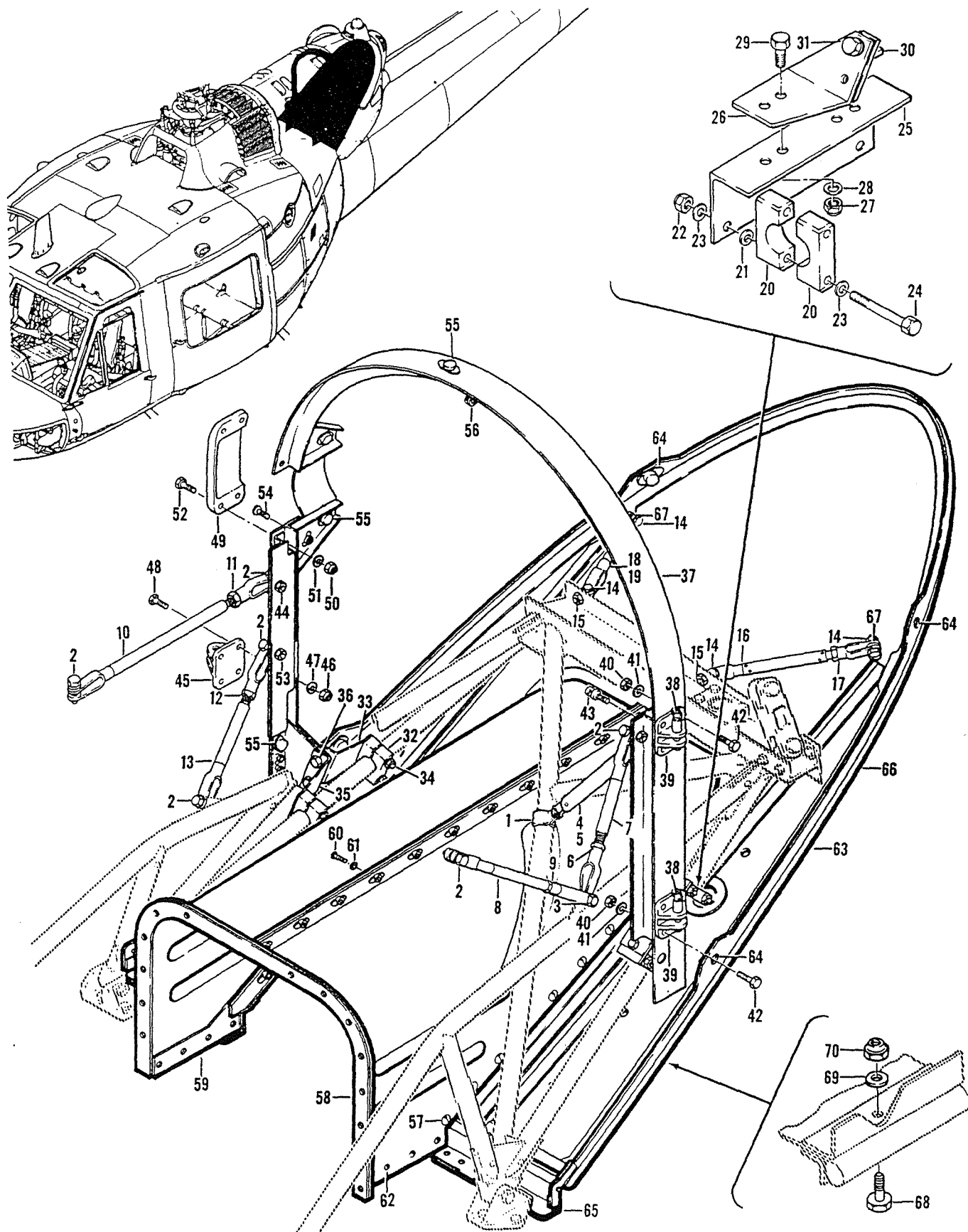


Figure 23. Strut and Firewall Assemblies

(1) FIGURE & INDEX NUMBER	(2) PART NUMBER	(3) DESCRIPTION	(4) UNIT PER ASSY	(5) USABLE ON CODE
23 -	204-062-800-5	COWL INSTL (SEE FIG. 10 FOR NHA) (SEE FIG... 10, 15, 18 THRU 22 AND 24 FOR BALANCE OF BREAKDOWN)	REF	A
	204-062-800-7	COWL INSTL (SEE FIG. 10 FOR NHA) (SEE FIG... 10, 15, 18 THRU 22 AND 24 FOR BALANCE OF BREAKDOWN)	REF	B
- 1	MS21043-3	.NUT.....	1	
	AN960-10L	.WASHER.....	1	
	AN3C5A	.BOLT.....	1	
	AN735-14	.CLAMP.....	1	
- 2	MS21043-3	.NUT.....	7	
	AN960-10L	.WASHER.....	14	
	AN3C5A	.BOLT.....	7	
- 3	MS21043-3	.NUT.....	1	
	AN960-10L	.WASHER.....	2	
	AN3C7A	.BOLT.....	1	
	204-062-825-1	.STRUT ASSY.....	1	
	204-062-825-9	.TUBE ASSY.....	1	
- 4	204-062-825-17	.TUBE.....	1	
	MS27976-4	.CLEVIS.....	1	
	AN490HT6P	.ROD END.....	1	
- 5	AN316C4R	.NUT.....	1	
	MS27975-4	.CLEVIS.....	1	
	204-062-825-37	.STRUT ASSY.....	1	
- 6	AN316C4R	.NUT.....	1	
	MS27975-4	.CLEVIS.....	1	
	204-062-825-39	.TUBE ASSY.....	1	
- 7	MS27976-4	.CLEVIS.....	1	
	AN490HT6P	.ROD END.....	1	
	204-062-825-41	.TUBE.....	1	
	204-062-825-31	.STRUT ASSY.....	1	
	204-062-825-33	.TUBE ASSY.....	1	
- 8	MS27976-4	.CLEVIS.....	1	
	AN490HT6P	.ROD END.....	1	
	204-062-825-35	.TUBE.....	1	
- 9	AN316C4R	.NUT.....	1	
	MS27975-4	.CLEVIS.....	1	
	204-062-825-5	.STRUT ASSY.....	1	
	204-062-825-13	.TUBE ASSY.....	1	
- 10	AN490HT6P	.ROD END.....	1	
	MS27976-4	.CLEVIS.....	1	
	204-062-825-21	.TUBE.....	1	
- 11	AN316C4R	.NUT.....	1	
	MS27975-4	.CLEVIS.....	1	
	204-062-825-25	.STRUT ASSY.....	1	
- 12	AN316C4R	.NUT.....	1	
	MS27975-4	.CLEVIS.....	1	
	204-062-825-27	.TUBE ASSY.....	1	
- 13	MS27976-4	.CLEVIS.....	1	
	AN490HT6P	.ROD END.....	1	
	204-062-825-29	.TUBE.....	1	
- 14	NAS679A3	.NUT.....	2	
	AN960-10	.WASHER.....	2	
	AN3-5A	.BOLT.....	2	
- 15	NAS679A3	.NUT.....	4	
	AN960-10	.WASHER.....	4	
	AN3-5A	.BOLT.....	2	
	AN42B4A	.BOLT, EYE.....	2	
	204-062-825-7	.STRUT ASSY.....	1	
	204-062-825-15	.TUBE ASSY.....	1	
- 16	MS27976-4	.CLEVIS.....	1	
	AN490HT6P	.ROD END.....	1	
	204-062-825-23	.TUBE.....	1	
- 17	AN316C4R	.NUT.....	1	
	MS27975-4	.CLEVIS.....	1	
	204-062-825-43	.STRUT ASSY.....	1	
- 18	AN316C4R	.NUT.....	1	
	MS27975-4	.CLEVIS.....	1	
	204-062-825-45	.TUBE ASSY.....	1	

Section II
Group Assembly Parts List

T.O. 1H-1(U)F-4

(1) FIGURE & INDEX NUMBER	(2) PART NUMBER	(3) DESCRIPTION	(4) UNIT PER ASSY	(5) USABLE ON CODE
23 - 10	MS27976-4	...CLFVIS.....	1	
	AN490HT6P	...ROD END.....	1	
	204-062-825-47	...TURE.....	1	
- 20	204-062-844-1	..CLAMP HALF.....	4	
- 21	35Z3E16-8-125	..SHIM (WHEN EXHAUSTED USE 120-038E16-8).....	4	
	120-038E16-8	..SHIM (USE 35Z3E16-8-125 UNTIL EXHAUSTED).....	4	
- 22	MS21042L4	..NUT (AP).....	4	
- 23	AN960PD416L	..WASHER (AP).....	8	
- 24	AN4-17A	..BOLT (AP).....	4	
- 25	204-062-829-5	..ANGLE.....	1	
- 26	204-062-829-3	..SUPPORT.....	1	
- 27	MS21042L4	..NUT (AP).....	4	
- 28	AN960PD416L	..WASHER (AP).....	4	
- 29	AN4-7A	..BOLT (AP).....	4	
- 30	204-062-829-1	..SUPPORT.....	1	
- 31	MS21042L4	..NUT (AP).....	2	
	AN960PD416L	..WASHER (AP).....	4	
	204-062-830-1	..WASHER (AP).....	4	
	AN4-10A	..BOLT (AP).....	2	
- 32	204-062-844-1	..CLAMP HALF.....	4	
	35Z3E16-8-125	..SHIM.....	4	
- 33	204-062-828-1	..SUPPORT.....	1	
- 34	MS21042L4	..NUT (AP).....	4	
	AN960PD416L	..WASHER (AP).....	8	
	AN4-17A	..BOLT (AP).....	4	
- 35	204-062-828-3	..SUPPORT.....	1	
- 36	MS21042L4	..NUT (AP).....	2	
	AN960PD416L	..WASHER (AP).....	4	
	AN4-10A	..BOLT (AP).....	2	
- 37	204-062-819-1	..FRAME ASSY.....	1	
- 38	R409RD	..PIN, PIP (84256) (WHEN EXHAUSTED USE..... NAS1354DS7S09)	4	
	NAS1354DS7S00	..PIN, PIP (USE B409RD UNTIL EXHAUSTED).....	4	
- 39	204-060-944-1	..FITTING.....	2	
- 40	NAS679A3	..NUT (AP).....	4	
- 41	AN960-10	..WASHER (AP).....	4	
- 42	AN3-5A	..BOLT (AP).....	7	
- 43	AN42B3	..BOLT, EYE (AP).....	1	
- 44	NAS679A3	..NUT.....	1	
	AN960-10	..WASHER.....	1	
	AN42B3	..BOLT, EYE.....	1	
- 45	204-062-832-1	..FITTING.....	1	
- 46	MS21042L4	..NUT (AP).....	3	
- 47	AN960-416	..WASHER (AP).....	3	
- 48	AN4-5A	..BOLT (AP).....	4	
- 49	204-062-833-1	..FITTING.....	1	
- 50	MS21042L4	..NUT (AP).....	2	
- 51	AN960-416	..WASHER (AP).....	2	
- 52	AN4-5A	..BOLT (AP).....	4	
- 53	NAS679A3	..NUT.....	2	
	AN960-10	..WASHER.....	2	
	AN42B4A	..BOLT, EYE.....	2	
- 54	MS24694-48	..SCREW.....	1	
- 55	R5	..RECEPTACLE (72794).....	9	
- 56	204-062-831-1	..FITTING.....	1	
	204-062-820-1	..FIRESHIELD ASSY.....	1	
- 57	MS35207-263	..SCREW (AP).....	36	
	AN960-10L	..WASHER (AP).....	36	
- 58	204-062-820-3	..FIRESHIELD ASSY.....	1	
- 59	204-062-820-5	..FIRESHIELD ASSY.....	1	
- 60	AN525-10R8	..SCREW (AP).....	12	
- 61	AN960-10L	..WASHER (AP).....	12	
	204-062-817-1	..FIREWALL ASSY.....	1	
- 62	AN525-10R8	..SCREW (AP).....	7	
	AN960-10L	..WASHER (AP).....	7	
- 63	204-062-817-3	..FIREWALL ASSY.....	1	
- 64	RF5	..RECEPTACLE (72794).....	4	
- 65	204-062-817-35	..SEAL, (92798) (MF 3/8 DIA TADPOLE SEAL, .. STYLE JM150-20A)	1	

(1) FIGURE & INDEX NUMBER	(2) PART NUMBER	(3) DESCRIPTION	(4) UNIT PER ASSY	(5) USABLE ON CODE
23 - 66 - 67 - 68 - 69 - 70	204-062-817-27 MS21043-3 AN960C10L AN428C3 AN3C3 AN960C10L MS20500-1032	...SEAL, (92798) (MF 3/8 DIA TADPOLE SEAL,.. STYLE JM150-20A) ..NUT..... ..WASHER..... ..BOLT, EYE..... ..BOLT..... ..WASHER..... ..NUT..... CODING EXPLANATION CODE SERIAL NUMBERS A 65-7925 THRU 65-7952 B 65-7953 AND SUBSEQUENT	1 2 2 2 AR AR AR	

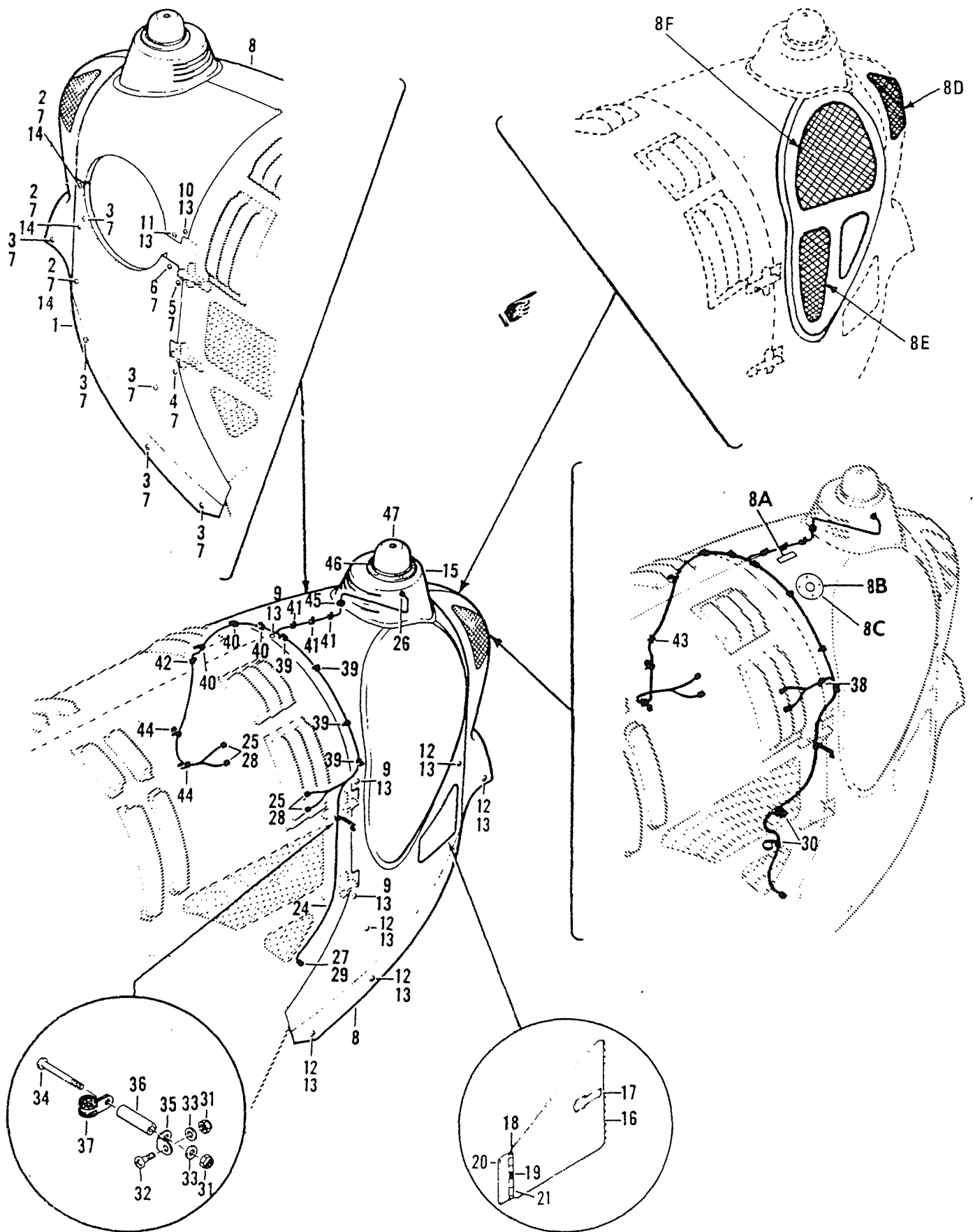


Figure 24. Fairing Assembly and Electrical Installation

(1) FIGURE & INDEX NUMBER	(2) PART NUMBER	(3) DESCRIPTION	(4) UNIT PER ASSY	(5) USABLE ON CODE
24 -	204-062-800-5	COWL INSTL (SEE FIG. 10 FOR NHA) (SEE FIG... 10, 15 AND 18 THRU 23 FOR BALANCE OF BREAKDOWN)	REF	A
	204-062-800-7	COWL INSTL (SEE FIG. 10 FOR NHA) (SEE FIG... 10, 15 AND 18 THRU 23 FOR BALANCE OF BREAKDOWN)	REF	B
	204-062-883-9	...FAIRING ASSY.....	1	
- 1	204-062-883-3	...FAIRING ASSY.....	1	
- 2	A5T5	...FASTENER (72794).....	3	
- 3	A5T16	...FASTENER (72794).....	6	
- 4	A5T19	...FASTENER (72794).....	1	
- 5	A5T17	...FASTENER (72794).....	1	
- 6	A5T15	...FASTENER (72794).....	1	
- 7	GH5	...GROMMET (72794).....	11	
- 8	7435666-10	...FAIRING ASSY (98752) (MODIFIED FROM..... 204-062-883-5 IAW T.O. 1H-1(U)-579 OR PROCEDURES IN T.O. 1H-1(U)F-3)	1	
	204-062-883-5	...FAIRING ASSY (MODIFY TO TO 7435666-10.... CONFIGURATION IN ACCORDANCE WITH SECTION 6 OF TO 1H-1(U)F-3) (SEE SECTION 3 OF TO 1H-1(U)F-2-1)	1	
- 8A	743899-01	...DECAL (98752) (USE WITH 7435666-10).....	1	
- 8B	7434898-01	...DOUBLER (98752) (USE WITH 7435666-10)....	1	
- 8C	MS20470AD4-4	...RIVET (USE WITH 7435666-10).....	8	
- 8D	204-062-883-65	...SCREEN, LH.....	1	
- 8D	204-062-883-66	...SCREEN, RH.....	1	
- 8E	204-062-883-75	...SCREEN.....	1	
- 8F	204-062-883-77	...SCREEN.....	1	
- 9	A5T11	...FASTENER (72794).....	3	
- 10	A5T17	...FASTENER (72794).....	1	
- 11	A5T15	...FASTENER (72794).....	1	
- 12	A5T16	...FASTENER (72794).....	6	
- 13	GH5	...GROMMET (72794).....	11	
- 14	RF5	...RECEPTACLE (72794).....	3	
- 15	204-062-884-1	...SUPPORT ASSY.....	1	
- 16	204-062-883-7	...DOOR ASSY.....	1	
- 17	H5000-2--032-51	...LATCH (83014).....	1	
- 18	MS20253P2-294	...PIN, HINGE.....	1	
- 19	204-060-887-1	...SPRING.....	1	
- 20	204-062-883-61	...HINGE HALF.....	1	
- 21	204-062-883-63	...HINGE HALF.....	1	
- 22	DELETED			
- 23	DELETED			
	204-075-059-3	...ELECTRICAL INSTL.....	1	
- 24	204-175-403-23	...CABLE ASSY.....	1	
- 25	MS3106K8S1S	...PLUG.....	4	
- 26	MS3108R10SL3S	...PLUG.....	1	
- 27	BT06M14S6P	...PLUG (77820).....	1	
- 28	MS3057-3A	...ADAPTER.....	4	
- 29	MS3057-6A	...ADAPTER (USBL ON 204-175-403-1).....	1	
- 30	NAS679A3	...NUT.....	2	
	MS35207-263	...SCREW.....	2	
	AN960PD10L	...WASHER.....	2	
	MS21919H14	...CLAMP.....	2	
	MS21919H5	...CLAMP.....	2	
- 31	NAS679A3	...NUT.....	2	
- 32	MS35207-263	...SCREW.....	1	
- 33	AN960PD10L	...WASHER.....	2	
- 34	MS35207-270	...SCREW.....	1	
- 35	AN743-12	...BRACKET.....	1	
- 36	NAS430D3-80	...SPACER.....	1	
- 37	MS21919H5	...CLAMP.....	1	
- 38	NAS679A3	...NUT.....	1	
	MS35207-263	...SCREW.....	1	
	AN960PD10L	...WASHER.....	1	
	MS21919H3	...CLAMP.....	1	
- 39	NAS679A3	...NUT.....	4	
	MS35207-267	...SCREW.....	4	
	AN960PD10L	...WASHER.....	4	
	NAS430D3-32	...SPACER.....	4	
	MS21919H5	...CLAMP.....	4	
- 40	NAS679A3	...NUT.....	3	
	MS35207-267	...SCREW.....	3	

(1) FIGURE & INDEX NUMBER	(2) PART NUMBER	(3) DESCRIPTION	(4) UNIT PER ASSY	(5) USABLE ON CODE
24 - - 41 - 42 - 43 - 44 - 45 - 46 - 47	AN960PD10L NAS43003-32 MS21919H3 NAS679A3 MS35207-263 AN960PD10L MS21919H3 NAS679A3 AN960PD10L MS35207-263 AN743-12 MS21919H3 NAS679A3 MS35207-263 AN960PD10L MS21919H3 NAS679A3 AN960PD10L MS35207-263 MS21919H3 MS21919H5 MS35489-118 AN960PD6L MS35206-229 G8400A8-24	...WASHER..... ...SPACER..... ...CLAMP..... ...NUT..... ...SCREW..... ...WASHER..... ...CLAMP..... ...NUT (USBL ON 204-075-059-1)..... ...WASHER (USBL ON 204-075-059-1)..... ...SCREW (USBL ON 204-075-059-1)..... ...BRACKET (USBL ON 204-075-059-1)..... ...CLAMP (USBL ON 204-075-059-1)..... ...NUT..... ...SCREW..... ...WASHER..... ...CLAMP..... ...NUT..... ...WASHER..... ...SCREW..... ...CLAMP..... ...CLAMP..... ...GROMMET..... ...WASHER..... ...SCREW..... ...LIGHT ASSY, NAVIGATION (GFE) (72914)..... (WHEN EXHAUSTED USE G8400A8-24S) (SEE FIG. 25 FOR DETAIL BREAKDOWN) ...LIGHT ASSY, NAVIGATION (GFE) (72914) (USE G8400A8-24 UNTIL EXHAUSTED) (SEE FIG. 25 FOR DETAIL BREAKDOWN) ...NIGHT ASSY, NAVIGATION (GFE) (ALT).....	3 3 3 3 3 3 3 2 1 2 1 1 1 1 1 2 2 2 2 2 1 5 5 1	
	G8400A8-24S		1	
	M58085-2	CODING EXPLANATION		
		CODE SERIAL NUMBERS		
		A 65-7925 THRU 65-7952		
		B 65-7953 AND SUBSEQUENT		

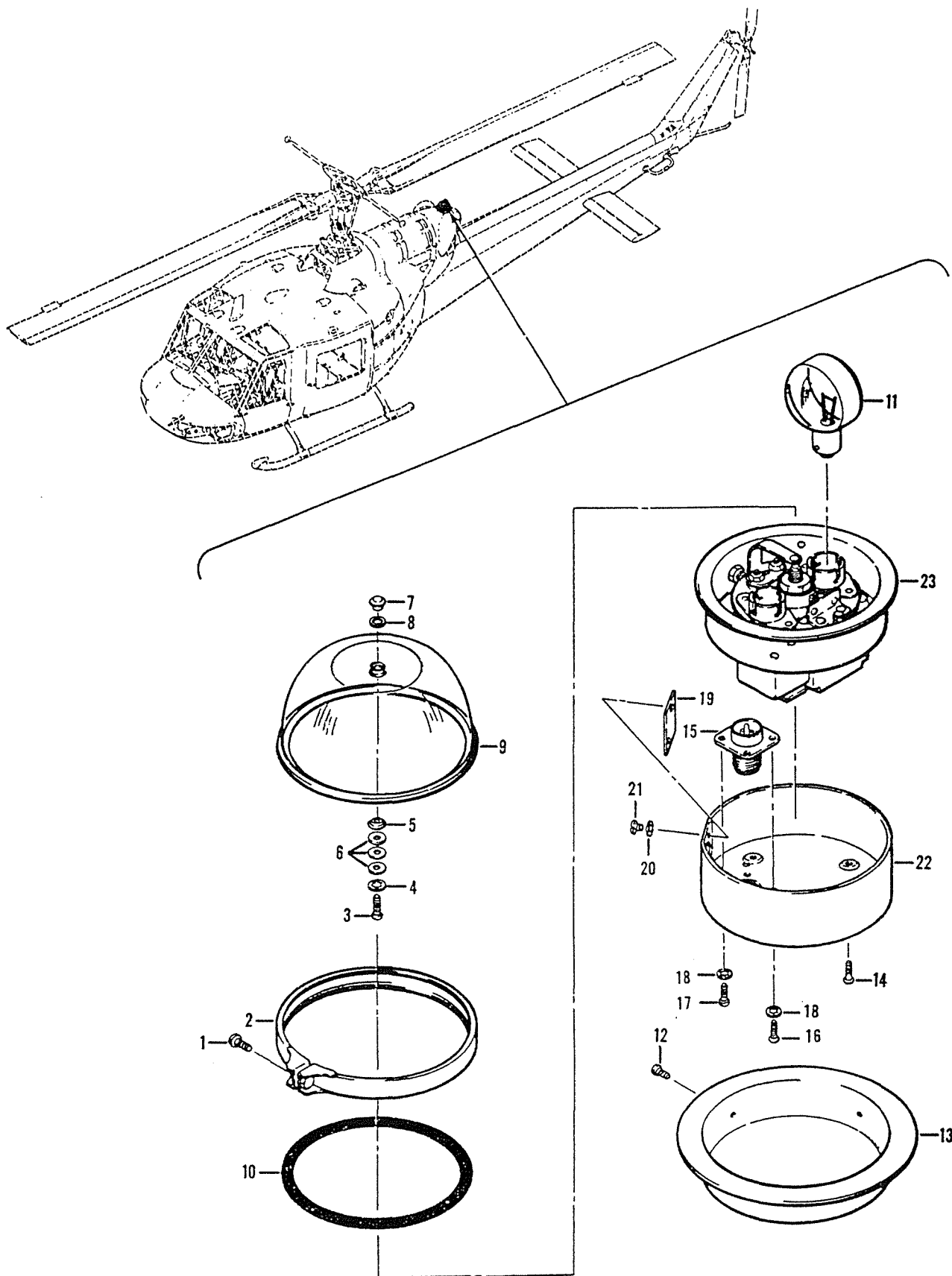


Figure 25. Navigational Light Assembly

(1) FIGURE & INDEX NUMBER	(2) PART NUMBER	(3) DESCRIPTION	(4) UNIT PER ASSY	(5) USABLE ON CODE
25 -	G8400A8-24	LIGHT ASSY, NAVIGATION (72914) (WHEN..... EXHAUSTED USE G8400A8-24S) (SEE FIG. 24 FOR NHA)	REF	
	G8400A8-24S	LIGHT ASSY, NAVIGATION (72914) (USE..... G8400A8-24 UNTIL EXHAUSTED) (SEE FIG. 24 FOR NHA) (SEE T.O. 8D3-8-17-13 FOR DETAIL BREAKDOWN)	REF	
- 1	A7634	.SCREW (72914).....	1	
- 2	A7635A	.RETAINER, BANK (72914).....	1	
	A7942	.LENS-PLUG ASSY (72914).....	1	
- 3	MS35206-228	.SCREW.....	1	
- 4	AN936A6	.LOCKWASHER.....	1	
- 5	A4253-1	.WASHER (72914).....	1	
- 6	A3934	.WASHER (72914).....	AR	
- 7	A7941	.PLUG, DRAIN (72914).....	1	
- 8	A8966-1	.GASKET (72914).....	1	
- 9	B7633-10	.LENS (72914).....	1	
- 10	A7632	.GASKET (72914).....	1	
- 11	A7079A24	.LAMP (72914).....	2	
- 12	MS35206-228	.SCREW.....	3	
- 13	B7640-1	.MOUNTING FLANGE (72914).....	1	
- 14	MS35206-227	.SCREW.....	3	
- 15	A7738-1	.CONNECTOR ASSY (72914).....	1	
- 16	MS35206-241	.SCREW (AP).....	3	
- 17	AN500-8-4	.SCREW (AP).....	1	
- 18	AN936A8	.LOCKWASHER (AP).....	4	
- 19	A7641	.PLATE (72914).....	1	
- 20	AN936A6	.LOCKWASHER (AP).....	2	
- 21	MS35206-226	.SCREW (AP).....	2	
- 22	B7639-4	.COVER (72914).....	1	
- 23	32251-2	.MECHANISM ASSY (72914).....	1	

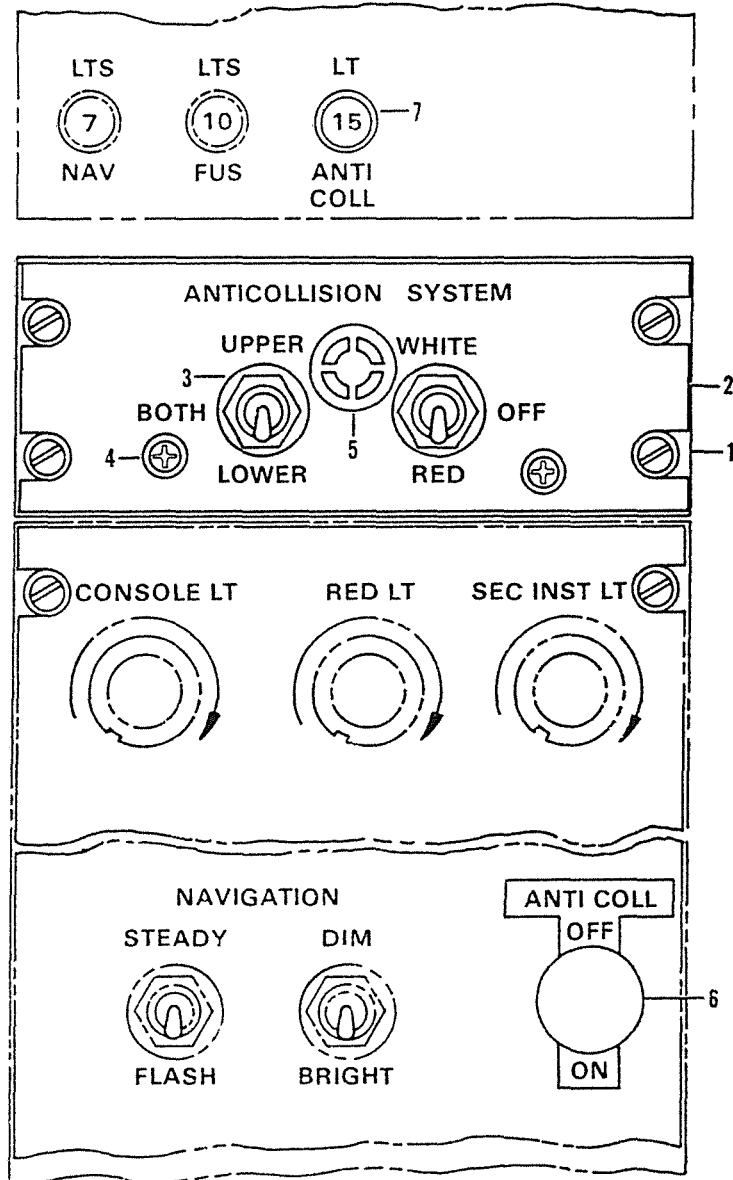


Figure 26. Control Panel Installation, Overhead Console

(1) FIGURE & INDEX NUMBER	(2) PART NUMBER	(3) DESCRIPTION	(4) UNIT PER ASSY	(5) USABLE ON CODE
26 -	7738535-10	CONTROL PANEL INSTL UH-1F/P (98752) (SEE.... FIG. 28 FOR NHA)	REF	
	7738534-10	CONTROL PANEL INSTL (TH-1F ONLY) (98752).... (SEE FIG. 28 FOR NHA)	REF	
- 1	7631258-10	.PLATE ASSY (98752).....	1	
- 2	7631260-10	.PLATE ASSY (98752).....	1	
- 3	MS24658-21A	..SWITCH.....	2	
- 4	MS35206-228	..SCREW.....	4	
- 5	MS25010B11A-327	..LIGHT ASSY.....	1	
- 6	50727	..PLUG BUTTON (61864).....	1	
- 7	MS25244-15	.CIRCUIT BREAKER (15 AMP).....	1	

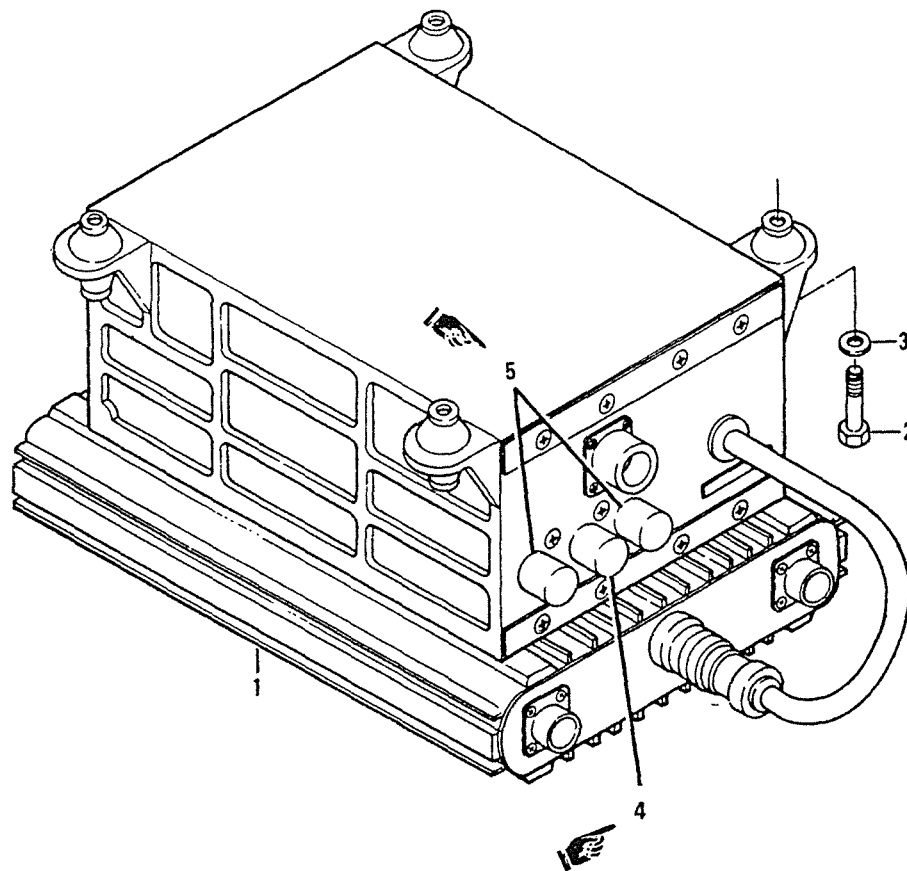


Figure 27. Power Supply, Anti-collision Strobe Light

(1) FIGURE & INDEX NUMBER	(2) PART NUMBER	(3) DESCRIPTION	(4) UNIT PER ASSY	(5) USABLE ON CODE
27 - - 1 - 2 - 3 - 4 - 5	7738606-10 60-2694-1 AN3-11A AN960-10L FO2A125V1A FO2A125V8A	POWER SUPPLY INSTL (TH/UH-1F) (98752) (SEE.. FIG. 28 FOR NHA) ..POWER SUPPLY (72914)..... ..BOLT..... ..WASHER..... ..FUSE, 1 AMP, 250VFUSE, 8 AMP, 250V	REF 1 4 4 1 2	

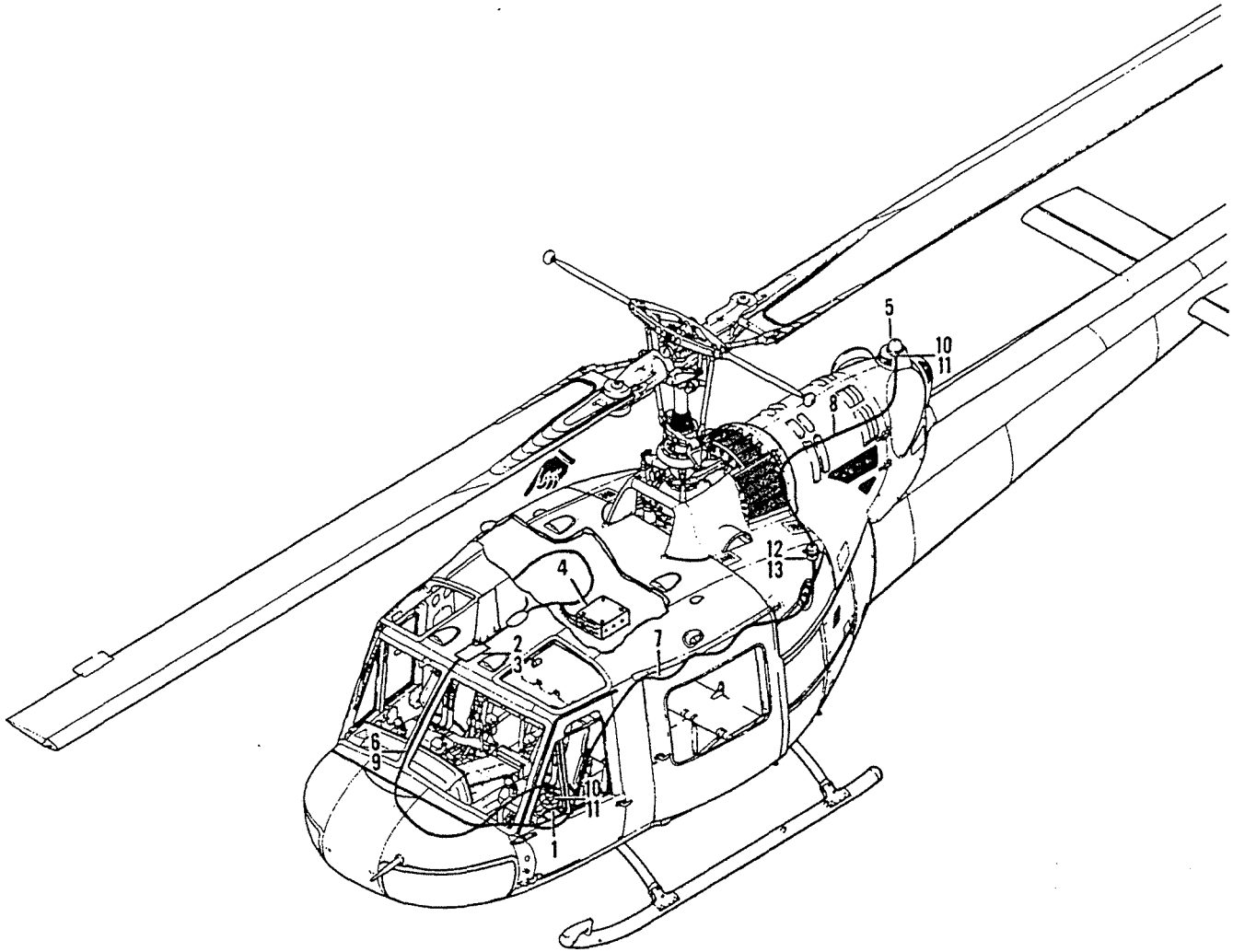


Figure 28. Cable Routing, Anti-collision Strobe Light

(1) FIGURE & INDEX NUMBER	(2) PART NUMBER	(3) DESCRIPTION	(4) UNIT PER ASSY	(5) USABLE ON CODE
28 -	7842917-10	CABLE ROUTING (TH/UH-1F/P) (98752).....	REF	
- 1	30-1131-1	.LIGHT ASSY (LOWER) (72914).....	1	
- 2	7738535-10	.PANEL ASSY (UH-1F/P) (98752) (SEE FIG. 26.. FOR DETAIL BREAKDOWN)	1	
	7738534-10	.PANEL ASSY (TH-1F) (98752) (SEE FIG. 26 FOR DETAIL BREAKDOWN)	1	
- 3	M525244-15	.CIRCUIT BREAKER (15 AMP) (SEE FIG. 26).....	REF	
- 4	7738606-10	.POWER SUPPLY INSTL (98752) (SEE FIG. 27 FOR DETAIL BREAKDOWN)	REF	
- 5	30-1131-1	.LIGHT ASSY (UPPER) (72914) (SEE FIG. 29 FOR DETAIL BREAKDOWN)	1	
- 6	7631279-10	.HARNESS ASSY (98752).....	1	
- 7	7631283-30	.CABLE ASSY (98752).....	1	
- 8	7631281-10	.CABLE ASSY (98752).....	1	
- 9	7631280-10	.CABLE ASSY (98752).....	1	
- 10	M83723/13R1405W	..CONNECTOR.....	2	
- 11	M83723/15N14R	..BACKSHELL.....	2	
- 12	M83723/19R1506N	..CONNECTOR.....	1	
- 13	M83723/35N15R	..BACKSHELL.....	1	

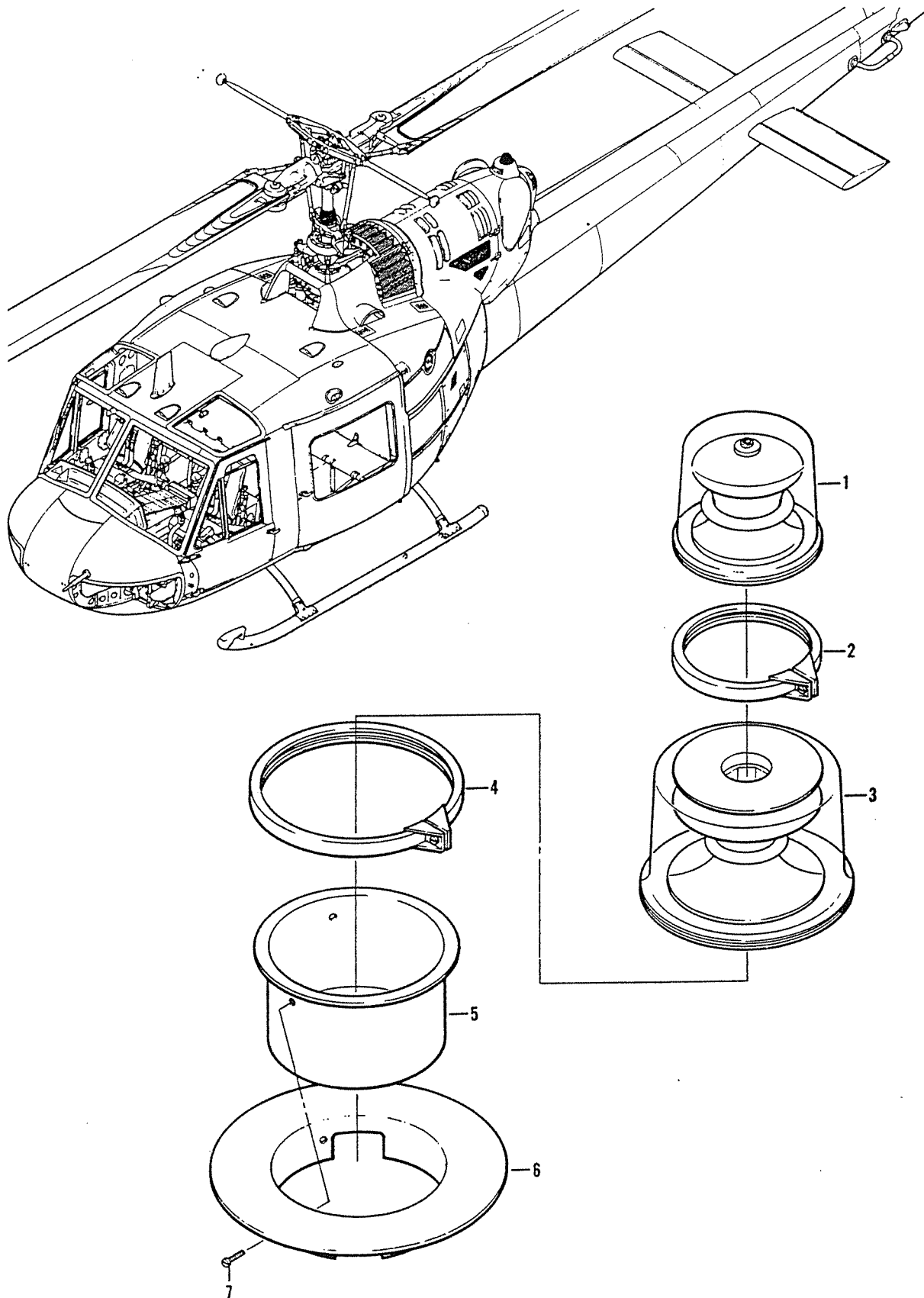


Figure 29. Anti-collision Strobe Light Assembly

(1) FIGURE & INDEX NUMBER	(2) PART NUMBER	(3) DESCRIPTION	(4) UNIT PER ASSY	(5) USABLE ON CODE
29 - - 1 - 2 - 3 - 4 - 5 - 6 - 7	30-1131-1 31-3729-1 A-7635A-6 31-3728-1 31-3799-1 31-3727-1 31-3240-1 MS35206-22A	LIGHT ASSY (72914) (SEE FIG. 28 FOR NHA).... .LIGHT, SUB-ASSY, RED (72914)..... .RETAINER BAND (72914)..... .LIGHT, SUB-ASSY, WHITE (72914)..... .RETAINER BAND (72914)..... .LIGHT HOUSING ASSY (72914)..... .MOUNTING FLANGE (72914)..... .SCREW.....	REF 1 1 1 1 1 1 3	

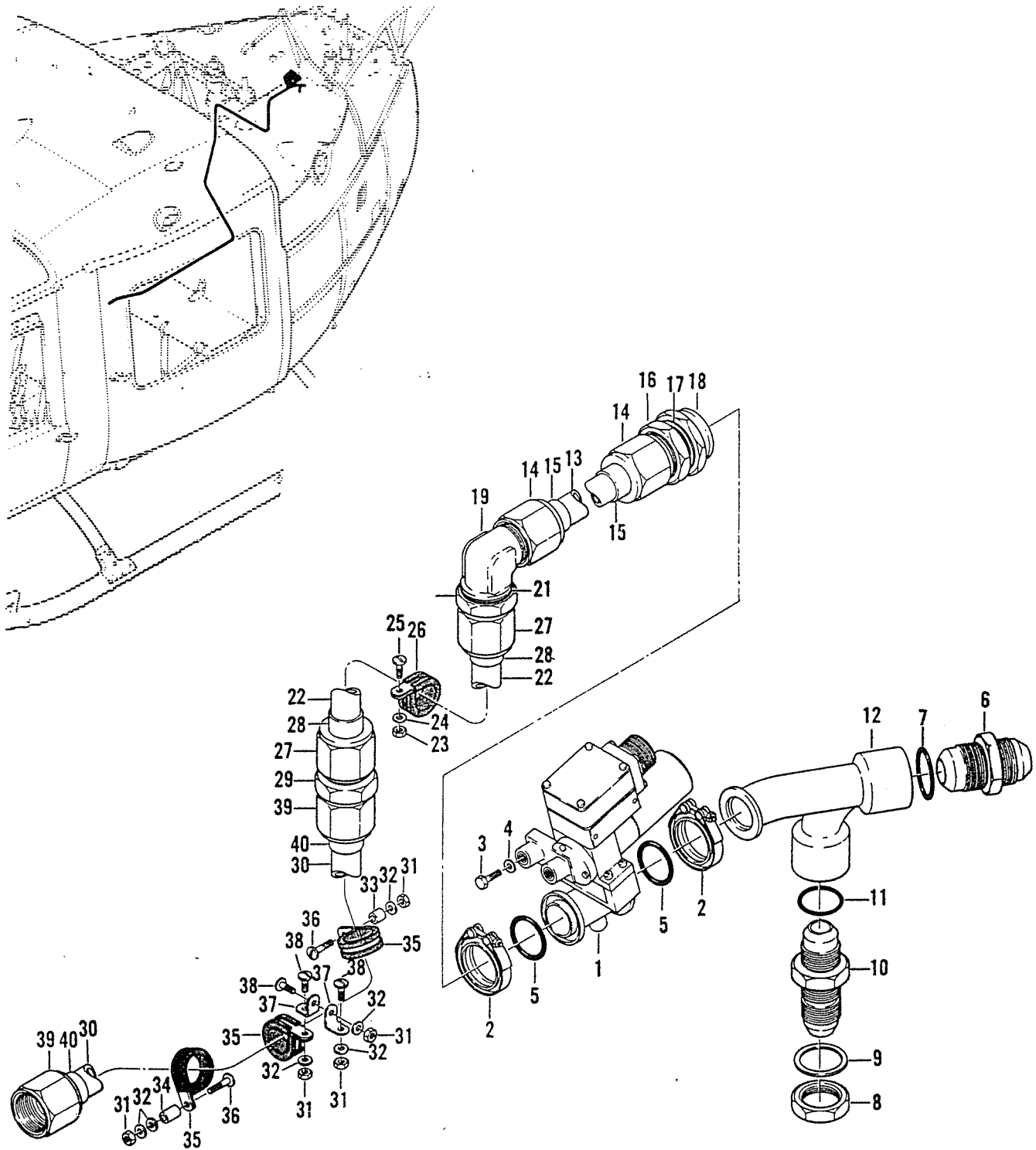


Figure 30. Valve Installation

(1) FIGURE & INDEX NUMBER	(2) PART NUMBER	(3) DESCRIPTION	(4) UNIT PER ASSY	(5) USABLE ON CODE
30 -	204-200-024-1	PWR PLANT INSTL (SEE FIG. 10, 11, 13, 31, 38 AND 39 FOR BALANCE OF BREAKDOWN)	REF	A
	204-200-024-3	PWR PLANT INSTL (SEE FIG. 10, 11, 13, 31, 38 AND 39 FOR BALANCE OF BREAKDOWN)	REF	B
	204-200-024-5	PWR PLANT INSTL (SEE FIG. 10, 11, 13, 31, 38 AND 39 FOR BALANCE OF BREAKDOWN)	REF	C
- 1	204-060-454-7 BYLB9135	..VALVE INSTL..... ..VALVE (05624) (BHT SPECIFICATION CONTROL.. DRAWING 204-062-414-1)	1 1	
- 2	U3290S2-175SS	..CLAMP ASSY (94581) (AP).....	2	
- 3	AN4-4A	..BOLT (AP).....	2	
- 4	AN960C416L	..WASHER (AP).....	2	
- 5	2-216(S418-6)	..PACKING, PREFORMED (45681).....	2	
- 6	AN815-16D	..UNION.....	1	
- 7	3-16(77-545)	..PACKING, PREFORMED (45681)..... (ALTERNATE PART)	1	
- 8	3-16(S418-6)	..PACKING, PREFORMED (45681).....	1	
- 9	AN924-12D	..NUT.....	1	
- 10	AN123034	..GASKET.....	1	
- 11	AN832-12D	..UNION.....	1	
- 11	3-12(77-545)	..PACKING, PREFORMED (45681)..... (ALTERNATE PART)	1	
- 12	3-12(S418-6)	..PACKING, PREFORMED (45681).....	1	
- 13	204-060-445-1	..FITTING.....	1	
- 14	204-060-569-1	..TUBE ASSY.....	1	
- 15	AN818-16	..NUT.....	2	
- 16	MS20819-16	..SLEEVE.....	2	
- 17	AN924-16D	..NUT.....	1	
- 18	AN123038	..GASKET.....	1	
- 19	204-060-453-1	..FITTING.....	1	
- 20	AN833-16D	..ELBOW.....	1	
- 21	AN924-16D	..NUT.....	1	
- 22	AN960PD2116	..WASHER.....	2	
- 23	204-060-086-1	..TUBE ASSY.....	1	
- 24	NAS679A3	..NUT (AP).....	1	
- 25	AN960PD10L	..WASHER (AP).....	1	
- 26	MS35207-263	..SCREW (AP).....	1	
- 27	MS21919DG16	..CLAMP (AP).....	1	
- 28	AN818-16	..NUT.....	2	
- 29	MS20819-16	..SLEEVE.....	2	
- 30	AN815-16D	..UNION.....	1	
- 31	204-060-117-1	..TUBE ASSY.....	1	
- 32	NAS679A3	..NUT (AP).....	5	
- 33	AN960PD10L	..WASHER (AP).....	6	
- 34	NAS430D3-32	..SPACER (AP).....	1	
- 35	NAS430D3-16	..SPACER (AP).....	1	
- 36	MS21919DG16	..CLAMP (AP).....	3	
- 37	MS35207-267	..SCREW (AP).....	2	
- 38	AN743-12	..BRACKET (AP).....	2	
- 39	MS35207-263	..SCREW (AP).....	3	
- 40	AN818-16	..NUT.....	2	
- 40	MS20819-16	..SLEEVE.....	2	
CODING EXPLANATION				
CODE SERIAL NUMBERS				
A 63-13141 THRU 65-7924				
B 65-7925 THRU 65-7942				
C 65-7943 AND SUBSEQUENT				

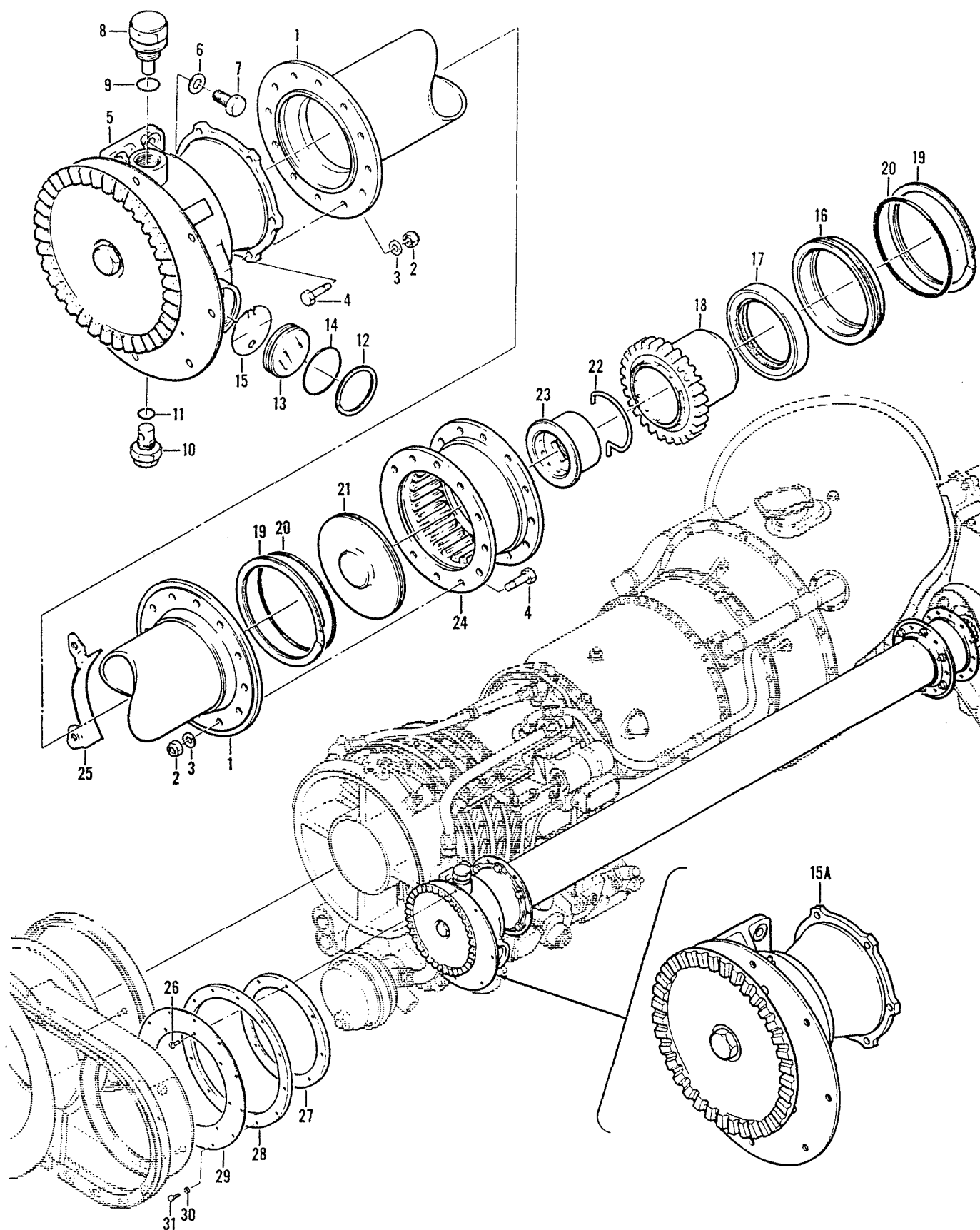


Figure 31. Driveshaft Assembly Engine

(1) FIGURE & INDEX NUMBER	(2) PART NUMBER	(3) DESCRIPTION	(4) UNIT PER ASSY	(5) USABLE ON CODE
31 -	204-200-024-001	PWR PLANT INSTL (SEE FIG. 10, 11, 13, 30, 38 AND 39 FOR BALANCE OF BREAKDOWN)	REF	A
	204-200-024-003	PWR PLANT INSTL (SEE FIG. 10, 11, 13, 30, 38 AND 39 FOR BALANCE OF BREAKDOWN)	REF	B
	204-200-024-005	PWR PLANT INSTL (SEE FIG. 10, 11, 13, 30, 38 AND 39 FOR BALANCE OF BREAKDOWN)	REF	C
	204-062-001-007	ENG ASSY (SEE FIGS. 32, 34, 35, 36 AND 37.. FOR BALANCE OF BREAKDOWN) (QCU PARTS KIT AVAILABLE)	1	A,8
	204-062-001-009	ENG ASSY (SEE FIGS. 32, 34, 35, 36 AND 37.. FOR BALANCE OF BREAKDOWN) (QCU PARTS KIT AVAILABLE)	1	C
	204-040-014-001	..DRIVESHAFT INSTL.....	1	
- 1	204-040-774-001	...DRIVESHAFT ASSY (QCU).....	1	
- 2	MS21042L4	...NUT (AP).....	12	
- 3	AN960PD416	...WASHER (AP).....	12	
- 4	AN4-6A	...BOLT (AP).....	12	
- 5	204-040-767-001	...PILLOW BLOCK ASSY (OBS AFTER COMPLIANCE.. WITH TCTO 1H-1(U)574)	1	
- 6	AN960PD516	...WASHER (AP).....	4	
- 7	AN175H5A	...BOLT (AP).....	4	
- 8	A865CPLUG, DRAIN (97484) (WHEN EXHAUSTED USE A865D)	1	
	A865DPLUG, DRAIN (97484) (USE A865C UNTIL.... EXHAUSTED)	1	
- 9	NAS617-8PACKING.....	1	
- 10	A75PLUG, DRAIN (97484).....	1	
- 11	NAS617-5PACKING.....	1	
- 12	RTT150CRETAINER (80756).....	1	
- 13	204-040-514-001GLASS.....	1	
- 14	MS29561-218PACKING.....	1	
- 15	204-040-508-001INDICATOR.....	1	
- 15A	204-040-852-101	...PILLOW BLOCK ASSY (USBL AFTER COMPLIANCE.. WITH TCTO 1H-1(U)574) (SEE FIG. 31A FOR DETAIL BREAKDOWN)	1	
- 16	204-040-781-001	...HOUSING (QCU).....	1	
- 17	451341H60	...SEAL (QCU) (76680).....	1	
- 18	204-040-777-001	...COUPLING (QCU).....	1	
- 19	RR343C	...RING (QCU) (80756).....	2	
- 20	MS28775-235	...PACKING, PREFORMED (QCU).....	2	
- 21	206-040-102-003	...PLATE (QCU).....	1	
- 22	204-040-780-001	...LOCKSPRING (QCU).....	1	
- 23	204-040-779-001	...NUT (QCU).....	1	
- 24	206-040-108-003	...COUPLING (QCU).....	1	
- 25	204-062-806-001	...DEFLECTOR.....	1	
- 26	AN525-10R7	...SCREW.....	8	
- 27	204-062-823-001	...RING ASSY.....	1	
- 28	1-010-760-01	...RETAINER ASSY (91547).....	1	
- 29	204-062-808-001	...BOOT.....	1	
- 30	AN960-10L	...WASHER.....	11	
- 31	AN3-3A	...BOLT.....	11	
CODING EXPLANATION				
CODE SERIAL NUMBERS				
A 63-13141 THRU 65-7924				
B 65-7925 THRU 65-7942				
C 65-7943 AND SUBSEQUENT				

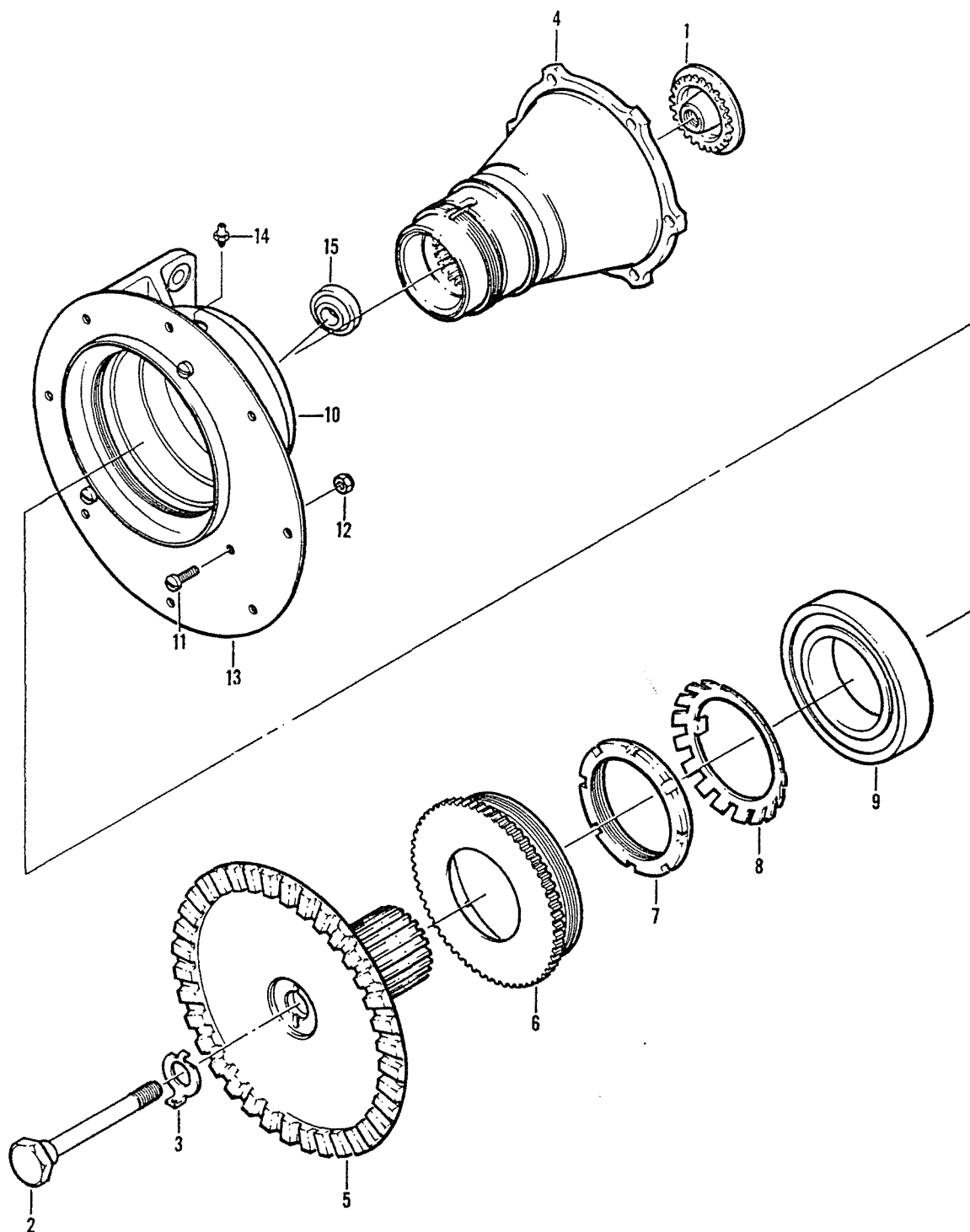


Figure 31A. Pillow Block Assembly

(1) FIGURE & INDEX NUMBER	(2) PART NUMBER	(3) DESCRIPTION	(4) UNIT PER ASSY	(5) USABLE ON CODE
31A—	204-704-085-101	PILLOW BLOCK INSTL KIT	1	
	204-040-852-101	. PILLOW BLOCK ASSY	1	
— 1	204-040-768-001	. .NUT	1	
— 2	204-040-631-001	. .BOLT	1	
— 3	204-040-634-003	. .WASHER	1	
— 4	204-040-773-001	. .SHAFT	1	
— 5	204-040-630-005	. .ADAPTER	1	
— 6	204-040-849-101	. .NUT	1	
— 7	MS172247	. .NUT	1	
— 8	MS172212	. .WASHER	1	
— 9	204-040-853-101	. .BEARING	1	
— 10	204-040-851-101	. PILLOW BLOCK ASSY	1	
— 11	MS35266-62	. .SCREW	3	
— 12	MS20500-1032	. .NUT	3	
— 13	204-040-850-101	. .FIRESHIELD	1	
— 14	MS15001-1	. .FITTING	1	
— 15	SBS16ATC32ZM	. .BEARING (21335)	1	
		THIS FIGURE USABLE AFTER COMPLIANCE WITH TCTO 1H-1(U)574		

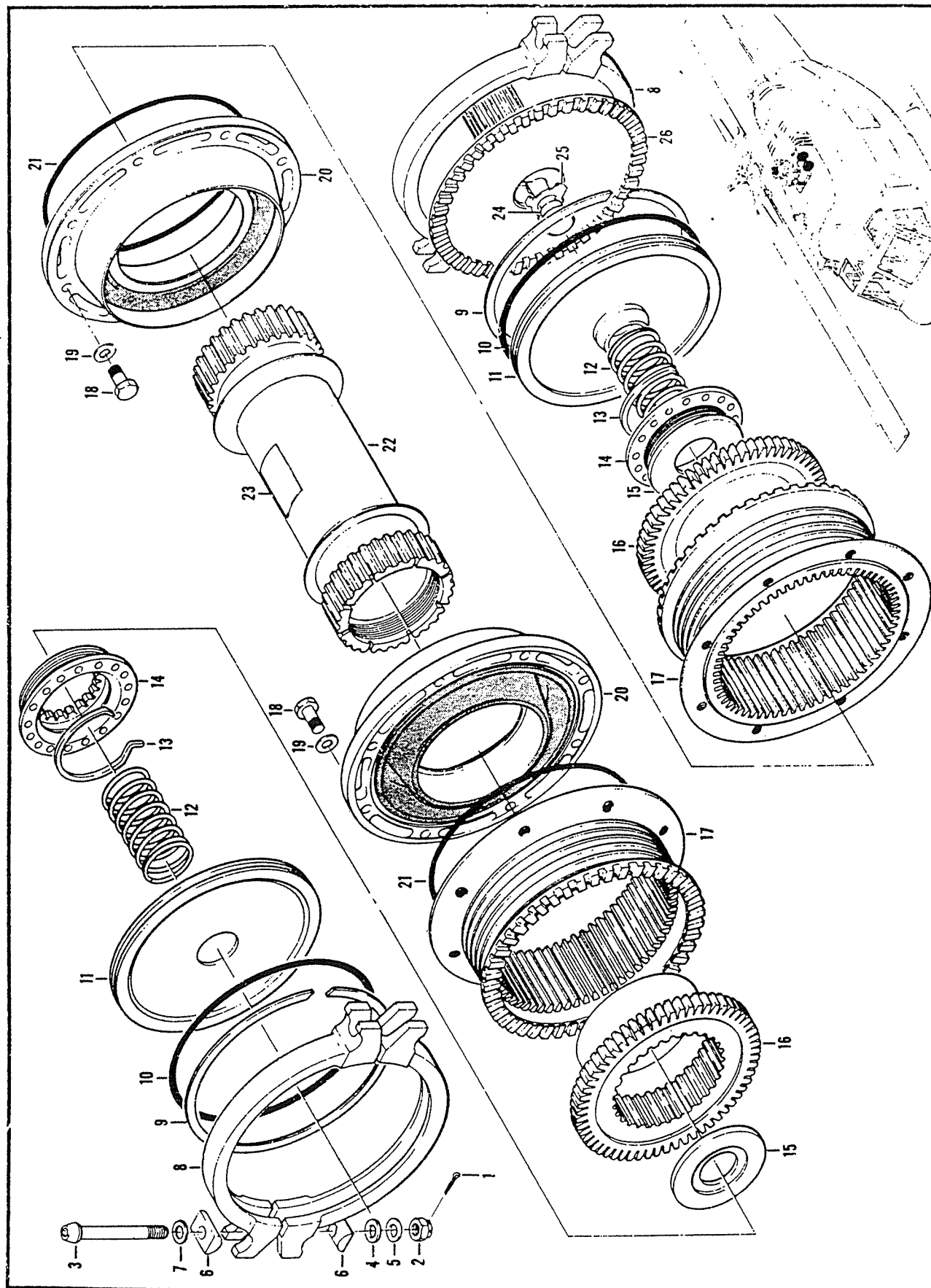


Figure 31B. Driveshaft Installation, Engine to Transmission

FIGURE AND INDEX NUMBER	PART NUMBER	DESCRIPTION	UNIT PER ASSY	USABLE ON CODE	
				FROM	TO
		1234567			
31B -	205-040-004-5	DRIVESHAFT INSTL, PILLOW BLOCK	1		
	205-040-004-7	TO TRANSMISSION			
		. DRIVESHAFT ASSY (SEE FIG. 2 FOR NHA)	1		
- 1	MS24665-154	. PIN, CUTTER	REF		
- 2	AN310-5	. NUT	REF		
- 3	204-040-624-1	. BOLT	REF		
- 4	AN960-516	. WASHER	REF		
- 5	AN960-516L	. WASHER	REF		
- 6	204-040-717-1	. PIVOT	REF		
- 7	MS20002C5	. WASHER	REF		
- 8	204-040-716-5	. COUPLING SET	REF		
		---*---			
- 9	205-040-186-1	. . RING, RETAINING	2		
- 10	204-040-640-1	. . PACKING, PREFORMED	2		
- 11	205-040-175-1	. . RETAINER	2		
- 12	204-040-685-1	. . SPRING	2		
- 13	204-040-183-1	. . SPRING	2		
- 14	204-040-184-1	. . NUT	2		
- 15	204-040-690-1	. . RETAINER	2		
- 16	204-040-687-5	. . COUPLING	2		
- 17	205-040-178-1	. . COUPLING	2		
- 18	AN4H5A	. . BOLT	16		
- 19	AN960PD416L	. . WASHER	16		
- 20	205-040-176-7	. . BOOT	2		
- 20	205-040-176-7	. . BOOT (SUPERSEDED BY 205-040-176-101)	2		
	205-040-176-101	. . BOOT (SUPERSEDED BY 204-040-176-7)	2		
- 21	204-040-691-3	. . PACKING, PREFORMED	2		
- 22	205-040-686-5	. . DRIVE SHAFT	1		
- 23	100-024-1	. . PLATE	2		
- 24	204-040-631-1	. . BOLT	REF		
- 25	204-040-634-3	. . WASHER	REF		
- 26	204-040-630-5	. . ADAPTER	REF		

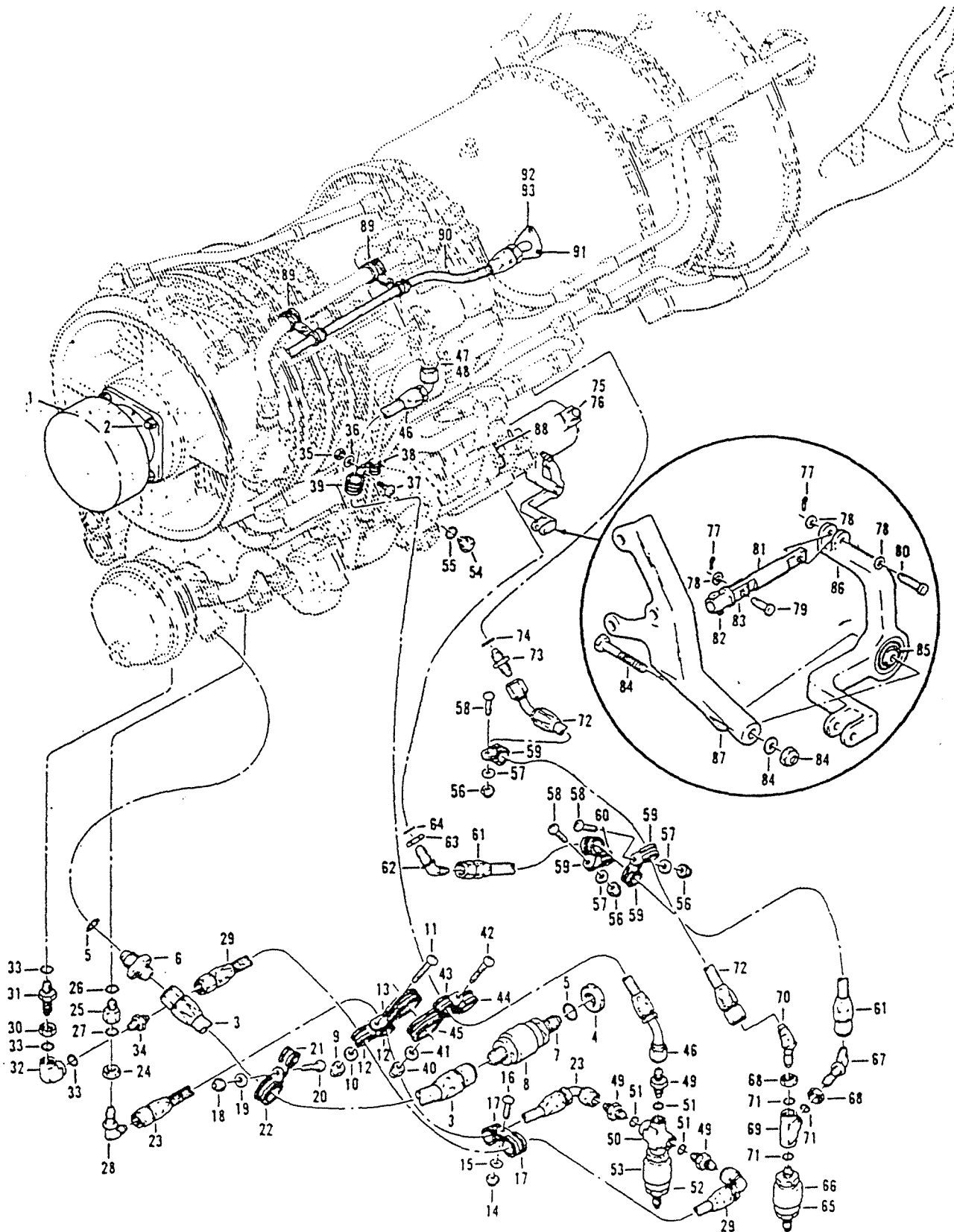


Figure 32. Engine Assembly, Forward Left-Hand Section

(1) FIGURE & INDEX NUMBER	(2) PART NUMBER	(3) DESCRIPTION	(4) UNIT PER ASSY	(5) USABLE ON CODE
32 -	204-062-001-007	ENGINE ASSY FWD LH SECTION (SEE FIG. 31 FOR NHA) (SEE FIGS. 31, 34 THRU 37 FOR BALANCE OF BREAKDOWN)	REF	A
	204-062-001-009	ENGINE ASSY FWD LH SECTION (SEE FIG. 31 FOR NHA) (SEE FIGS. 31, 34 THRU 37 FOR BALANCE OF BREAKDOWN)	REF	B
- 1	204-062-207-001 2CM27005	.COVER ASSY (QCU)..... .STARTER (24446) (AERNO 42-8763) (TYPE E).... (GFE)	1 1	
- 2	STU24/4	.STARTER (GFE) (99207) (ALT).....	1	
- 3	MS21042L4	.NUT (QCU) (AP).....	4	
- 3	70-009K000A193	.HOSE ASSY (QCU) (OBSOLETE AFTER COMPLIANCE WITH TCTO 1H-1-573)	1	
- 3	70-009K000A180	.HOSE ASSY (QCU) (USBL AFTER COMPLIANCE WITH TCTO 1H-1-573)	1	
- 4	AN924-10D	.NUT (QCU).....	1	
- 5	MS29512-10	.GASKET (QCU).....	2	
- 6	AN815-10D	.UNION (QCU).....	1	
- 7	AE93531J	.COUPLING HALF (QCU) (00624) (OBSOLETE AFTER COMPLIANCE WITH TCTO 1H-1-573)	1	
- 7	204-063-005-001	.COUPLING HALF (QCU) (USBL AFTER COMPLIANCE WITH TCTO 1H-1-573)	1	
- 8	AE93532J	.COUPLING HALF (QCU) (00624) (OBSOLETE AFTER COMPLIANCE WITH TCTO 1H-1-573)	1	
- 8	204-063-006-001	.COUPLING HALF (QCU) (USBL AFTER COMPLIANCE WITH TCTO 1H-1-573)	1	
- 9	NAS679A3	.NUT (QCU).....	1	
- 10	AN960PD10L	.WASHER (QCU).....	1	
- 11	MS35207-264	.SCREW (QCU).....	1	
- 12	MS21919DG12	.CLAMP (QCU).....	2	
- 13	MS21919DG24	.CLAMP (QCU).....	1	
- 14	NAS679A3	.NUT (QCU).....	1	
- 15	AN960PD10L	.WASHER (QCU).....	1	
- 16	MS35207-264	.SCREW (QCU).....	1	
- 17	MS21919DG12	.CLAMP (QCU).....	2	
- 18	NAS679A3	.NUT (QCU).....	1	
- 19	AN960PD10L	.WASHER (QCU).....	1	
- 20	MS35207-264	.SCREW (QCU).....	1	
- 21	MS21919DG12	.CLAMP (QCU).....	1	
- 22	MS21919DG17	.CLAMP (QCU).....	1	
- 23	70-009F000Y204	.HOSE ASSY FUEL DUMP (QCU).....	1	
- 24	AN924-4	.NUT (QCU).....	1	
- 25	MS24398-4-3	.BUSHING (QCU).....	1	
- 26	MS29512-03	.GASKET (QCU).....	1	
- 27	MS29512-04	.GASKET (QCU).....	1	
- 28	AN833-4	.ELBOW (QCU).....	1	
- 29	70-009F000Y287	.HOSE ASSY (QCU).....	1	
- 30	AN924-4	.NUT (QCU).....	1	
- 31	AN832-4	.UNION (QCU).....	1	
- 32	AN939-4	.ELBOW (QCU).....	1	
- 33	MS29512-04	.GASKET (QCU).....	3	
- 34	AN815-4	.UNION (QCU).....	1	
- 35	NAS679A3	.NUT (QCU).....	1	
- 36	AN960-10L	.WASHER (QCU).....	1	
- 37	MS35207-261	.SCREW (QCU).....	1	
- 38	MS21919H4	.CLAMP (QCU).....	1	
- 39	MS21919DG12	.CLAMP (QCU).....	1	
- 40	NAS679A3	.NUT (QCU).....	1	
- 41	AN960PD10L	.WASHER (QCU).....	1	
- 42	MS35207-264	.SCREW (QCU).....	1	
- 43	MS21919DG12	.CLAMP (QCU).....	1	
- 44	MS21919DG15	.CLAMP (QCU).....	1	
- 45	MS21919DG24	.CLAMP (QCU).....	1	
- 46	70-009F000Y331	.HOSE ASSY (QCU).....	1	
- 47	AN919-2	.REDUCER (QCU).....	1	
- 48	MS29512-03	.GASKET (QCU).....	1	
- 49	AN919-6	.REDUCER (QCU).....	3	
- 50	AN937-6	.CROSS (QCU).....	1	
- 51	MS29512-06	.GASKET (QCU).....	4	

(1) FIGURE & INDEX NUMBER	(2) PART NUMBER	(3) DESCRIPTION	(4) UNIT PER ASSY	(5) USABLE ON CODE
32 - 52	375201-6	.COUPLING HALF (QCU) (00624).....	1	
- 53	3755-6	.COUPLING HALF (QCU) (00624).....	1	
- 54	AN814-5DL	.PLUG (QCU).....	1	
- 55	MS29512-5	.GASKET (QCU).....	1	
- 56	NAS679A3	.NUT (QCU).....	3	
- 57	AN960PD10L	.WASHER (QCU).....	3	
- 58	MS35207-261	.SCREW (QCU).....	3	
- 59	MS21919DG12	.CLAMP (QCU).....	4	
- 60	MS21919DG8	.CLAMP (QCU).....	1	
- 61	70-009F000D154	.HOSE ASSY FUEL CONTROL DRAIN (QCU).....	1	
- 62	AN837-4	.ELBOW (QCU).....	1	
- 63	AN924-4	.NUT (QCU).....	1	
- 64	MS29512-4	.GASKET (QCU).....	1	
- 65	375201-4	.COUPLING HALF (QCU) (00624).....	1	
- 66	3755-4	.COUPLING HALF (QCU) (00624).....	1	
- 67	AN833-4	.ELBOW (QCU).....	1	
- 68	AN924-4	.NUT (QCU).....	2	
- 69	AN938-4	.TEE (QCU).....	1	
- 70	AN837-4	.ELBOW (QCU).....	1	
- 71	MS29512-04	.GASKET (QCU).....	3	
- 72	70-009F000X207	.HOSE ASSY FUEL DIVIDER DRAIN (QCU).....	1	
- 73	AN815-4	.UNION (QCU).....	1	
- 74	MS29512-04	.GASKET (QCU).....	1	
- 75	TYPE GEU7/A	.TACH GENERATOR (GFE) (AERNO 61-8732).....	1	
- 76	AN4045-1	.GASKET (QCU).....	1	
- 77	MS24665-130	.COTTER PIN (QCU).....	2	
- 78	AN960PD4	.WASHER (QCU).....	3	
- 79	MS20392-1C11	.PIN (QCU).....	1	
- 80	MS20392-1C17	.PIN (QCU).....	1	
- 81	204-062-767-003	.LINK (QCU).....	1	
- 82	MS24665-130	.PIN, COTTER (QCU).....	2	
	AN960PD4	.WASHER (QCU).....	2	
	MS20392-1C11	.PIN (QCU).....	2	
- 83	204-062-715-001	.LINK (QCU).....	1	
- 84	MS21042L4	.NUT (QCU).....	1	
	AN960PD416L	.WASHER (QCU).....	1	
	AN174-13	.BOLT (QCU).....	1	
	204-062-781-005	.BELLCRANK ASSY (QCU).....	1	
- 85	AN201KP4A	.BEARING.....	2	
	204-062-714-001	.BUSHING.....	1	
- 86	204-062-781-003	.BELLCRANK.....	1	
- 87	204-062-765-001	.BRACKET (QCU).....	1	
- 88	204-062-727-001	.BRACKET (QCU).....	1	
	204-062-716-001	.DRUM AND CABLE ASSY (SEE FIG. 33 FOR DETAIL BREAKDOWN)(QCU)	1	
- 89	NAS679A3	.NUT (QCU).....	2	
	AN960PD10L	.WASHER (QCU).....	2	
	MS35207-261	.SCREW (QCU).....	2	
	MS21919H11	.CLAMP (QCU).....	2	
	MS21919H9	.CLAMP (QCU).....	2	
- 90	108377-0274	.HOSE ASSY (GFE) (96142) (QCU).....	1	
	S21704-3000W	.HOSE ASSY (81094) (ALT).....	1	
- 91	AN501AD10-12	.SCREW (QCU).....	3	
- 92	204-062-413-001	.GASKET (QCU).....	1	
- 93	204-062-203-001	.FITTING ASSY (QCU).....	1	
		CODING EXPLANATION		
		CODE SERIAL NUMBERS		
		A 63-13141 THRU 65-7942		
		B 65-7943 AND SUBSEQUENT		

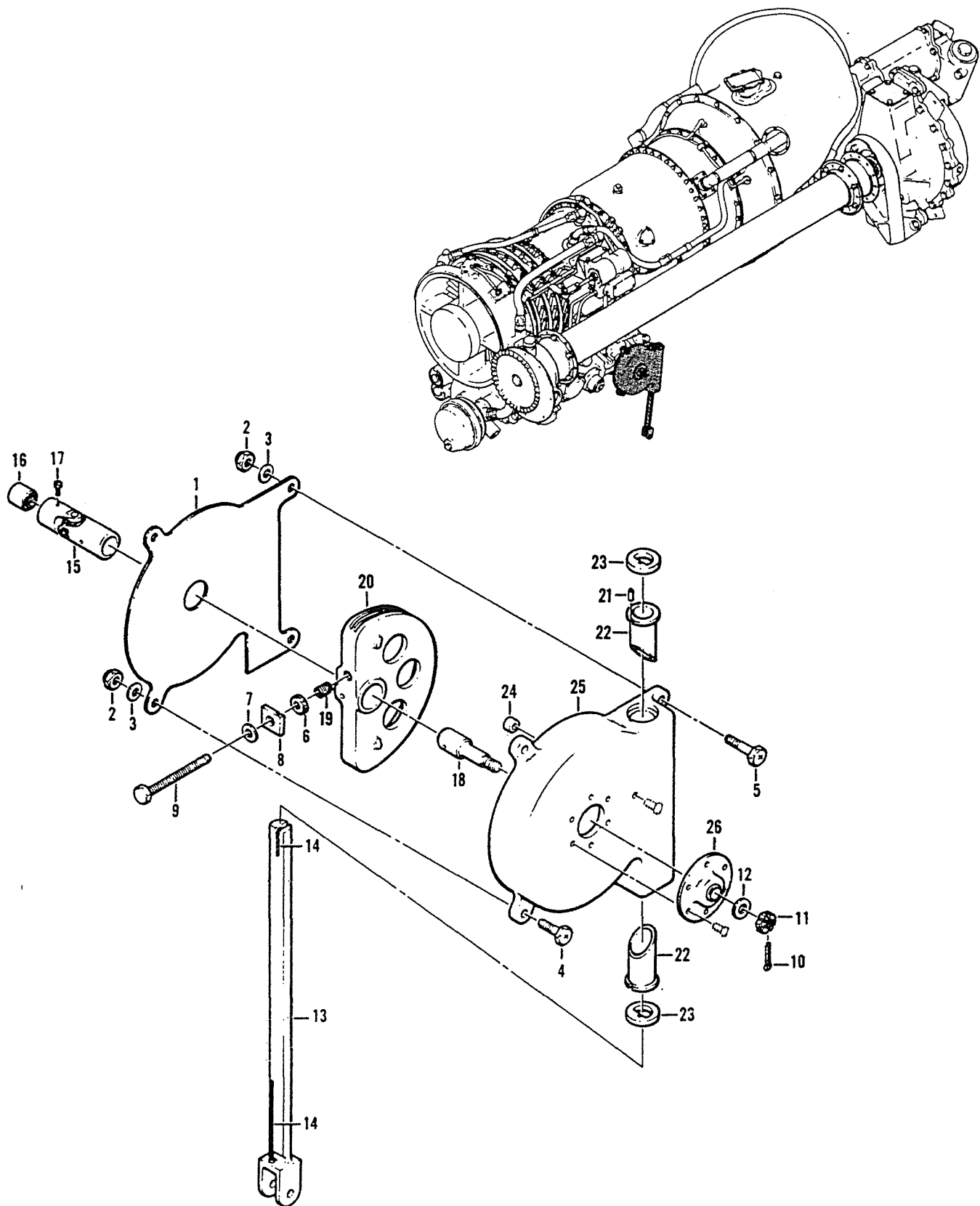


Figure 33. Drum and Cable Assembly

(1) FIGURE & INDEX NUMBER	(2) PART NUMBER	(3) DESCRIPTION	(4) UNIT PER ASSY	(5) USABLE ON CODE
33 -	204-062-716-1	DRUM AND CABLE ASSY (SEE FIG. 32 FOR NHA)... (QCU)	REF	
- 1	204-062-720-1	.PLATE (QCU).....	1	
- 2	NAS67943	.NUT (QCU) (AP).....	4	
- 3	AN960PD10L	.WASHER (QCU) (AP).....	4	
- 4	AN3-5A	.BOLT (QCU) (AP).....	2	
- 5	AN3-7A	.BOLT (QCU) (AP).....	2	
- 6	NAS509-4	.NUT (QCU).....	1	
- 7	AN960-416	.WASHER (QCU).....	1	
- 8	204-062-726-1	.WASHER (QCU).....	1	
- 9	204-062-719-1	.BOLT (QCU).....	1	
- 10	MS24665-134	.PIN, COTTER (QCU).....	1	
- 11	AN320-4	.NUT (QCU).....	1	
- 12	AN960-416	.WASHER (QCU).....	1	
- 13	204-062-730-1	.SLIDER (QCU).....	1	
- 14	NAS322-11-210	.CABLE ASSY (QCU).....	1	
	NAS322R11-210	.CABLE ASSY (QCU) (ALT).....	1	
	204-062-716-5	.DRUM ASSY (QCU).....	1	
- 15	204-062-722-3	..UNIVERSAL (QCU)(MAKE FROM MS20270B10 IAW .. 1H-1(U)F-2-1 FIG. 5-6A)	1	
- 16	204-062-723-3	..INSERT (QCU).....	1	
- 17	204-062-725-1	..SCREW (QCU) (AP).....	2	
- 18	204-062-721-1	..SHAFT (QCU).....	1	
	204-062-728-1	..DRUM ASSY (QCU).....	1	
- 19	MS124696	..INSERT (QCU).....	1	
- 20	204-062-728-3	..DRUM (QCU).....	1	
	204-062-716-3	..HOUSING ASSY (QCU).....	1	
- 21	NAS607-1-2P	..PIN (QCU).....	1	
- 22	204-062-717-1	..BUSHING (QCU).....	2	
- 23	204-062-731-1	..WIPER (QCU).....	2	
	204-062-718-1	..HOUSING ASSY (QCU).....	1	
- 24	NAS42004-8	..SPACER (QCU).....	1	
- 25	204-062-718-3	..HOUSING (QCU).....	1	
- 26	MS20718-1	..BEARING (QCU).....	1	

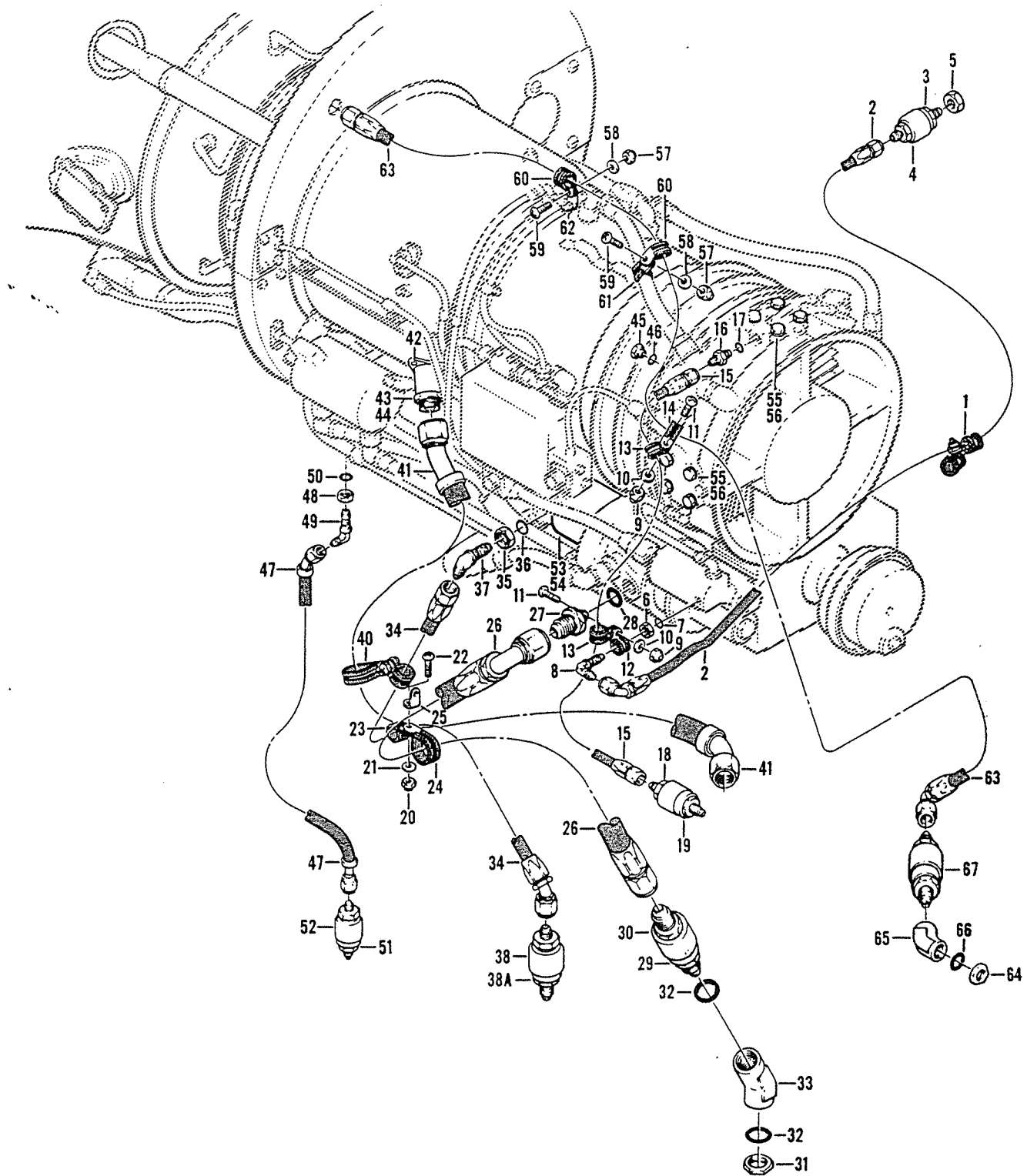


Figure 34. Engine Assembly, Forward Right-Hand Section

(1) FIGURE & INDEX NUMBER	(2) PART NUMBER	(3) DESCRIPTION	(4) UNIT PER ASSY	(5) USABLE ON CODE
34 -	204-062-001-007	ENGINE ASSY FWD RH SECTION (SEE FIG. 31 FOR NHA) (SEE FIGS. 31, 32, 35, 36 AND 37 FOR BALANCE OF BREAKDOWN)	REF	A
	204-062-001-009	ENGINE ASSY FWD RH SECTION (SEE FIG. 31 FOR NHA) (SEE FIGS. 31, 32, 35, 36 AND 37 FOR BALANCE OF BREAKDOWN)	REF	B
- 1	MS21919DG12	.CLAMP (QCU).....	1	
	MS21919DG9	.CLAMP (QCU).....	1	
	NAS679A3	.NUT (QCU) (AP).....	1	
	AN960PD10L	.WASHER (QCU) (AP).....	1	
	MS35207-261	.SCREW (QCU) (AP).....	1	
- 2	70-009F000Y301	.HOSE ASSY ACTUATOR DRAIN (QCU).....	1	
	M83798-3-4	.ELBOW, TUBE TO HOSE.....	1	
	M83798/1-4	.STRAIGHT FITTING, ADAPTER.....	1	
	MS83797/1-ER	.HOSE (2 FT).....	1	
- 3	375200-4	.COUPLING HALF (QCU) (00624).....	1	
- 4	375504-4	.COUPLING HALF (QCU) (00624).....	1	
- 5	AN924-4D	.NUT (QCU).....	1	
- 6	AN924-4	.NUT (QCU).....	1	
- 7	NAS617-4	.GASKET (QCU).....	1	
- 8	204-060-031-007	.RESTRICTOR ASSY (QCU).....	1	
- 9	NAS679A3	.NUT (QCU) (AP).....	2	
- 10	AN960PD10L	.WASHER (QCU).....	2	
- 11	AN520-10R6	.CLAMP (QCU).....	2	
- 12	MS21919DG9	.CLAMP (QCU).....	2	
- 13	MS21919DG12	.CLAMP (QCU).....	2	
- 14	DELETED			
- 15	70-009F000D220	.HOSE ASSY FRONT FRAME VENT (QCU).....	1	
- 16	AN815-4D	.UNION (QCU).....	1	
- 17	NAS617-4	.GASKET (QCU).....	1	
- 18	375200-4	.COUPLING HALF (QCU) (00624).....	1	
- 19	375504-4	.COUPLING HALF (QCU) (00624).....	1	
- 20	NAS679A3	.NUT (QCU).....	1	
- 21	AN960PD10L	.WASHER (QCU).....	1	
- 22	MS35207-263	.SCREW (QCU).....	1	
- 23	MS21919DG15	.CLAMP (QCU).....	1	
- 24	MS21919DG24	.CLAMP (QCU).....	1	
- 25	20-032-1	.CLIP (QCU).....	1	
- 26	70-009M000V295	.HOSE ASSY OIL INLET (QCU) (OBSOLETE AFTER COMPLIANCE WITH TCTO 1H-1-573)	1	
- 26	70-009M000V290	.HOSE ASSY (QCU) (USBL AFTER COMPLIANCE WITH TCTO 1H-1-573)	1	
- 27	204-062-589-001	.FITTING (QCU).....	1	
- 28	NAS617-10	.GASKET (QCU).....	1	
- 29	375204-16	.COUPLING HALF (QCU) (00624) (OBSOLETE AFTER COMPLIANCE WITH TCTO 1H-1-573)	1	
- 29	204-363-502-101	.COUPLING HALF (QCU) (USBL AFTER COMPLIANCE WITH TCTO 1H-1-573)	1	
- 30	375504-16	.COUPLING HALF (QCU) (00624) (OBSOLETE AFTER COMPLIANCE WITH TCTO 1H-1-573)	1	
- 30	204-063-002-001	.COUPLING HALF (QCU) (USBL AFTER COMPLIANCE WITH TCTO 1H-1-573)	1	
- 31	204-062-586-001	.HALF NUT (QCU).....	1	
- 32	NAS617-16	.GASKET (QCU).....	2	
- 33	AN941D16	.ELBOW (QCU).....	1	
- 34	70-009J000T333	.HOSE ASSY OIL OUTLET (QCU) (OBSOLETE AFTER COMPLIANCE WITH TCTO 1H-1-573)	1	
- 34	70-009J1808310	.HOSE ASSY (QCU) (USBL AFTER COMPLIANCE WITH TCTO 1H-1-573)	1	
- 35	AN924-8D	.NUT (QCU).....	1	
- 36	NAS617-8	.GASKET (QCU).....	1	
- 37	AN833-8D	.ELBOW (QCU).....	1	
- 38	375200-8	.COUPLING HALF (00624) (OBSOLETE AFTER COMPLIANCE WITH TCTO 1H-1-573)	1	
- 38	204-363-500-101	.COUPLING HALF (QCU) (USBL AFTER COMPLIANCE WITH TCTO 1H-1-573)	1	
- 38A	375504-8	.COUPLING HALF (00624) (OBSOLETE AFTER COMPLIANCE WITH TCTO 1H-1-573)	1	
- 38A	204-363-501-101	.COUPLING HALF (QCU) (USBL AFTER COMPLIANCE WITH TCTO 1H-1-573)	1	

(1) FIGURE & INDEX NUMBER	(2) PART NUMBER	(3) DESCRIPTION	(4) UNIT PER ASSY	(5) USABLE ON CODE
34 -				
- 39	DELETED			
- 40	MS21919H15	.CLAMP (QCU).....	1	
	MS21919H23	.CLAMP (QCU).....	1	
	NAS679A3	.NUT (QCU) (AP).....	1	
	AN960PD10L	.WASHER (QCU) (AP).....	1	
	MS35207-261	.SCREW (QCU) (AP).....	1	
- 41	S34716-3312W270	.HOSE ASSY ENGINE BLEED AIR (QCU) (81094)...	1	
	421C20216336270	.HOSE ASSY (QCU) (96142) (ALT).....	1	
	BE16XZ336-90	.HOSE ASSY (QCU) (99755) (ALT).....	1	
	01905-102	.HOSE ASSY (QCU) (96142) (ALT).....	1	
- 42	AN501AD10-12	.SCREW (QCU).....	3	
- 43	204-062-412-001	.FITTING ASSY (QCU).....	1	
- 44	204-062-413-001	.GASKET (QCU).....	1	
- 45	AN814-2DL	.PLUG (QCU).....	1	
- 46	MS29512-02	.GASKET (QCU).....	1	
- 47	S21804-2308W000	.HOSE ASSY COMBUSTION CHAMBER DRAIN (81094). VALVE (QCU)	1	
	81-182C2-04-234	.HOSE ASSY (QCU) (96142) (ALT).....	1	
	BE4XY234	.HOSE ASSY (QCU) (99755) (ALT).....	1	
- 48	AN924-4	.NUT (QCU).....	1	
- 49	AN837-4	.ELBOW (QCU).....	1	
- 50	MS35769-8	.GASKET (QCU).....	1	
- 51	375201-4	.COUPLING HALF (QCU) (00624).....	1	
- 52	3755-4	.COUPLING HALF (QCU) (00624).....	1	
- 53	MS25038-4	.TACH GENERATOR (AERNO 61-8731) (GFE).....	1	
	MB-6	.TACH GENERATOR, POWER TURBINE.....	1	
- 54	AN4045-1	.GASKET (QCU).....	1	
- 55	AN5H4A	.BOLT (QCU).....	8	
- 56	AN960PD516	.WASHER (QCU).....	16	
- 57	NAS679A3	.NUT (QCU) (AP).....	2	
- 58	AN960PD10L	.WASHER (QCU) (AP).....	2	
- 59	MS35207-261	.SCREW (QCU) (AP).....	2	
- 60	MS21919DG15	.CLAMP (QCU).....	2	
- 61	MS21919H10	.CLAMP (QCU).....	1	
- 62	AN743-13	.CLIP (QCU).....	1	
- 63	70-009J000V381	.HOSE ASSY SDG VENT (QCU).....	1	
- 64	206-060-658-001	.NUT, HALF (QCU).....	1	
- 65	AN941D8	.ELBOW (QCU).....	1	
- 66	NAS617-8	.GASKET (QCU).....	1	
- 67	375004-8	.DISCONNECT ASSY (QCU) (00624).....	1	
		CODING EXPLANATION		
		CODE SERIAL NUMBERS		
		A 63-13141 THRU 65-7942		
		B 65-7943 AND SUBSEQUENT		

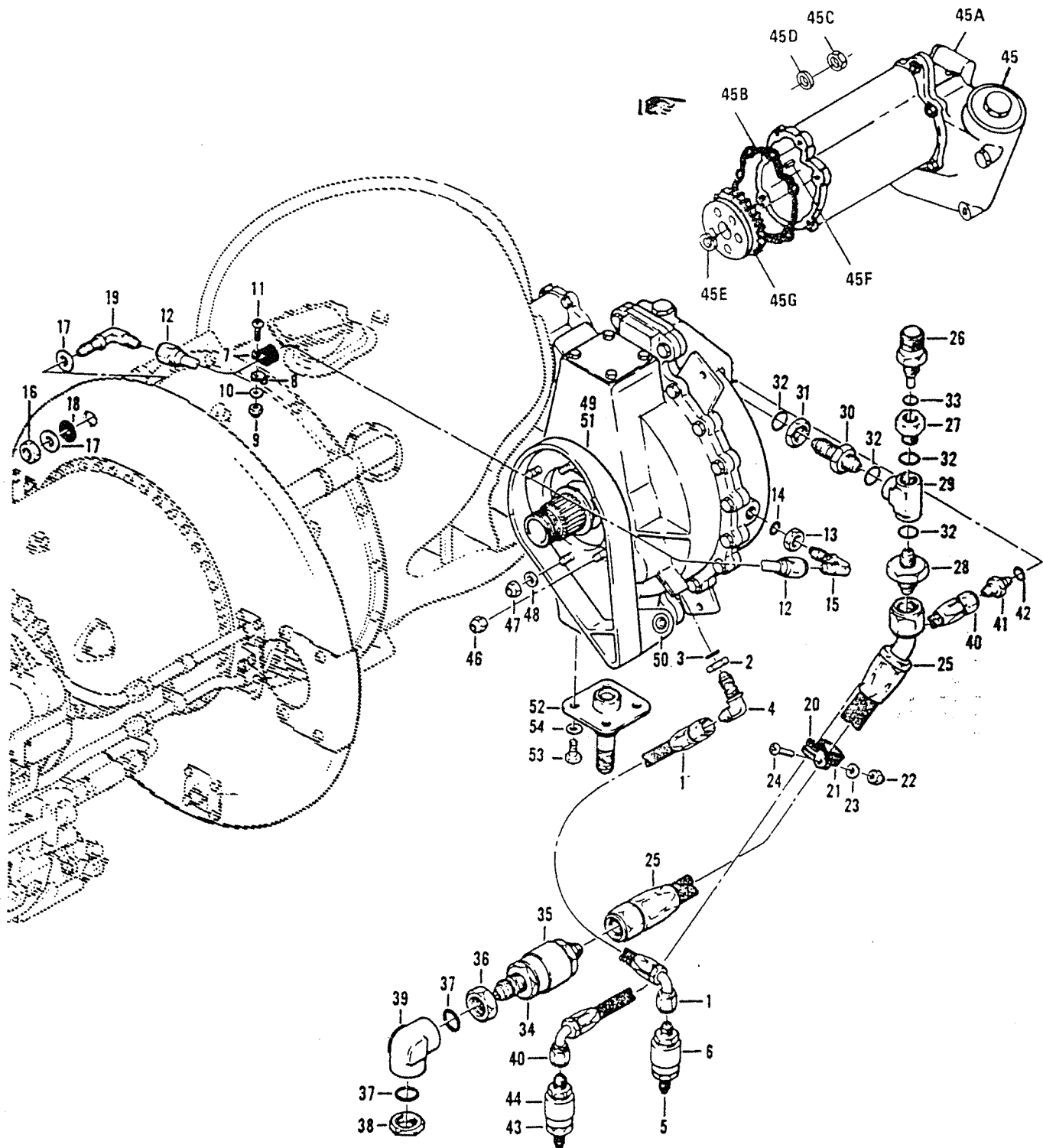


Figure 35. Engine Assembly, Aft Left-Hand Section

(1) FIGURE & INDEX NUMBER	(2) PART NUMBER	(3) DESCRIPTION	(4) UNIT PER ASSY	(5) USABLE ON CODE
35 -	204-062-001-7	ENGINE ASSY, AFT LH SECTION (SEE FIG. 31 FOR NHA) (SEE FIGS. 31, 32, 34, 36 AND 37 FOR BALANCE OF BREAKDOWN)	REF	A
	204-062-001-9	ENGINE ASSY, AFT LH SECTION (SEE FIG. 31 FOR NHA) (SEE FIGS. 31, 32, 34, 36 AND 37 FOR BALANCE OF BREAKDOWN)	REF	B
- 1	70-009F000Y190	.HOSE ASSY, TORQUE SENSOR LINE (QCU) (94499)	1	
- 2	AN924-4	.NUT (QCU).....	1	
- 3	NAS617-4	.PACKING, PREFORMED (QCU).....	1	
- 4	204-060-031-7	.RESTRICTOR ASSY (QCU).....	1	
- 5	375200-4	.COUPLING HALF (QCU) (00624).....	1	
- 6	375504-4	.COUPLING HALF (QCU) (00624).....	1	
- 7	MS21919H8	.CLAMP (QCU).....	1	
- 8	37B202271P102	.BRACKET (QCU) (99207).....	1	
- 9	NAS679A3	.NUT (QCU) (AP).....	1	
- 10	AN960PD10L	.WASHER (QCU) (AP).....	1	
- 11	MS35207-262	.SCREW (QCU) (AP).....	1	
- 12	204-062-214-1	.TUBE ASSY OIL TANK VENT (QCU).....	1	
- 13	AN924-8D	.NUT (QCU).....	1	
- 14	NAS617-8	.PACKING, PREFORMED (QCU).....	1	
- 15	AN833-8D	.ELBOW (QCU).....	1	
- 16	AN924-8D	.NUT (QCU).....	1	
- 17	AN960PD1216L	.WASHER (QCU).....	2	
- 18	204-060-534-7	.GASKET (QCU).....	1	
- 19	AN833-8D	.ELBOW (QCU).....	1	
- 20	MS21919DG12	.CLAMP (QCU).....	1	
- 21	MS21919DG24	.CLAMP (QCU).....	1	
- 22	NAS679A3	.NUT (QCU) (AP).....	1	
- 23	AN960PD10L	.WASHER (QCU) (AP).....	1	
- 24	MS35207-261	.SCREW (QCU) (AP).....	1	
- 25	70-009M000T155	.HOSE.....	1	
- 26	MS28034-3	.BULB (QCU).....	1	
- 27	AN893-31D	.BUSHING (QCU).....	1	
- 28	AN919-22D	.REDUCER (QCU).....	1	
- 29	AN938-10D	.TEE (QCU).....	1	
- 30	AN832-10D	.UNION (QCU).....	1	
	MS24393D10	.UNION (ALT).....	1	
- 31	AN924-10D	.NUT (QCU).....	1	
- 32	NAS617-10	.PACKING, PREFORMED (QCU).....	4	
- 33	NAS617-4	.PACKING, PREFORMED (QCU).....	1	
- 34	375200-16	.COUPLING HALF (QCU) (00624).....	1	
- 35	375504-16	.COUPLING HALF (QCU) (00624).....	1	
- 36	AN924-16D	.NUT (QCU).....	1	
- 37	NAS617-16	.PACKING, PREFORMED (QCU).....	2	
- 38	204-062-586-1	.NUT, HALF (QCU).....	1	
- 39	AN939-16D	.ELBOW (QCU).....	1	
- 40	70-009F000Y212	.HOSE ASSY SDG OIL PRESSURE (QCU).....	1	
- 41	204-060-670-1	.RESTRICTOR ASSY (QCU).....	1	
- 42	NAS617-4	.PACKING, PREFORMED (QCU).....	1	
- 43	375200-4	.COUPLING HALF (QCU) (00624).....	1	
- 44	375504-4	.COUPLING HALF (QCU) (00624).....	1	
- 45	6001T21G01	.SPEED DECREASER GEAR (99207).....	1	
	37R600186G005	.SPEED DECREASER GEAR (99207).....	1	
	4487R300	.SPEED DEGREASER GEAR.....	1	
	4002T40G01	.POLYGON COUPLING (99207).....	1	
	4002T40G02	.POLYGON COUPLING (ALT) (99207).....	1	
	BL-16498	.INSULATION BLANKET (72798).....	1	
	204-062-161-1	.FITTING ASSY (QCU) (WHEN EXHAUSTED USE..... 204-062-161-5)	1	A
	204-062-161-5	.FITTING ASSY (QCU) (USE 204-062-161-1 UNTIL EXHAUSTED)	1	
- 45A	37D400438P102	.PUMP, OIL LUB, (86329)..... SCAVENGE HYD	1	
- 45B	4000T12P02	.GASKET, PUMP (28505).....	1	
- 45C	FN22-428	.NUT, SELF-LOCKING (56878).....	9	
- 45D	AN960-416	.WASHER, FLAT.....	9	
- 45E	5101-56-0F	.RING, RETAINING (79136)..... EXT BOWED	1	
- 45F	MS35756-6	.KEY.....	1	
- 45G	4000T14P01	.GEAR, PUMP DRIVE.....	1	

(1) FIGURE & INDEX NUMBER	(2) PART NUMBER	(3) DESCRIPTION	(4) UNIT PER ASSY	(5) USABLE ON CODE
35 - 46 - 47 - 48 - 49 - 50 - 50 - 51 - 51 - 52	NAS1288-6 MS21042L6 AN960-616 204-062-156-1 KSBG6S SBG6S 204-062-161-3 204-062-161-7 204-062-159-1	.NUT (QCU) (AP)..... .NUT (QCU) (AP)..... .WASHER (QCU) (AP)..... .GASKET (QCU)..... ..BEARING (97613)..... (ALTERNATE PART) ..BEARING (97613)..... ..FITTING (USBL ON 204-062-161-1)..... ..FITTING (USBL ON 204-062-161-5)..... .FITTING (QCU).....	1 5 5 1 1 1 1 1 1	 A

(1) FIGURE & INDEX NUMBER	(2) PART NUMBER	(3) DESCRIPTION	(4) UNIT PER ASSY	(5) USABLE ON CODE
35 - 47	MS21042L6	.NUT (QCU) (AP).....	5	A
- 48	AN960-616	.WASHER (QCU) (AP).....	5	
- 49	204-062-156-001	.GASKET (QCU).....	1	
- 50	KSBG6S	..BEARING (97613).....	1	
		(ALTERNATE PART)		
- 50	SBG6S	..BEARING (97613).....	1	
- 51	204-062-161-003	..FITTING (USBL ON 204-062-161-1).....	1	
- 51	204-062-161-007	..FITTING (USBL ON 204-062-161-5).....	1	
- 52	204-062-159-001	.FITTING (QCU).....	1	
- 53	AN6H6A	.BOLT (QCU) (AP).....	4	
- 54	AN960C616	.WASHER (QCU) (AP).....	1	
		COODING EXPLANATION		
		CODE SERIAL NUMBERS		
		A 63-13141 THRU 65-7942		
		B 65-7943 AND SUBSEQUENT		

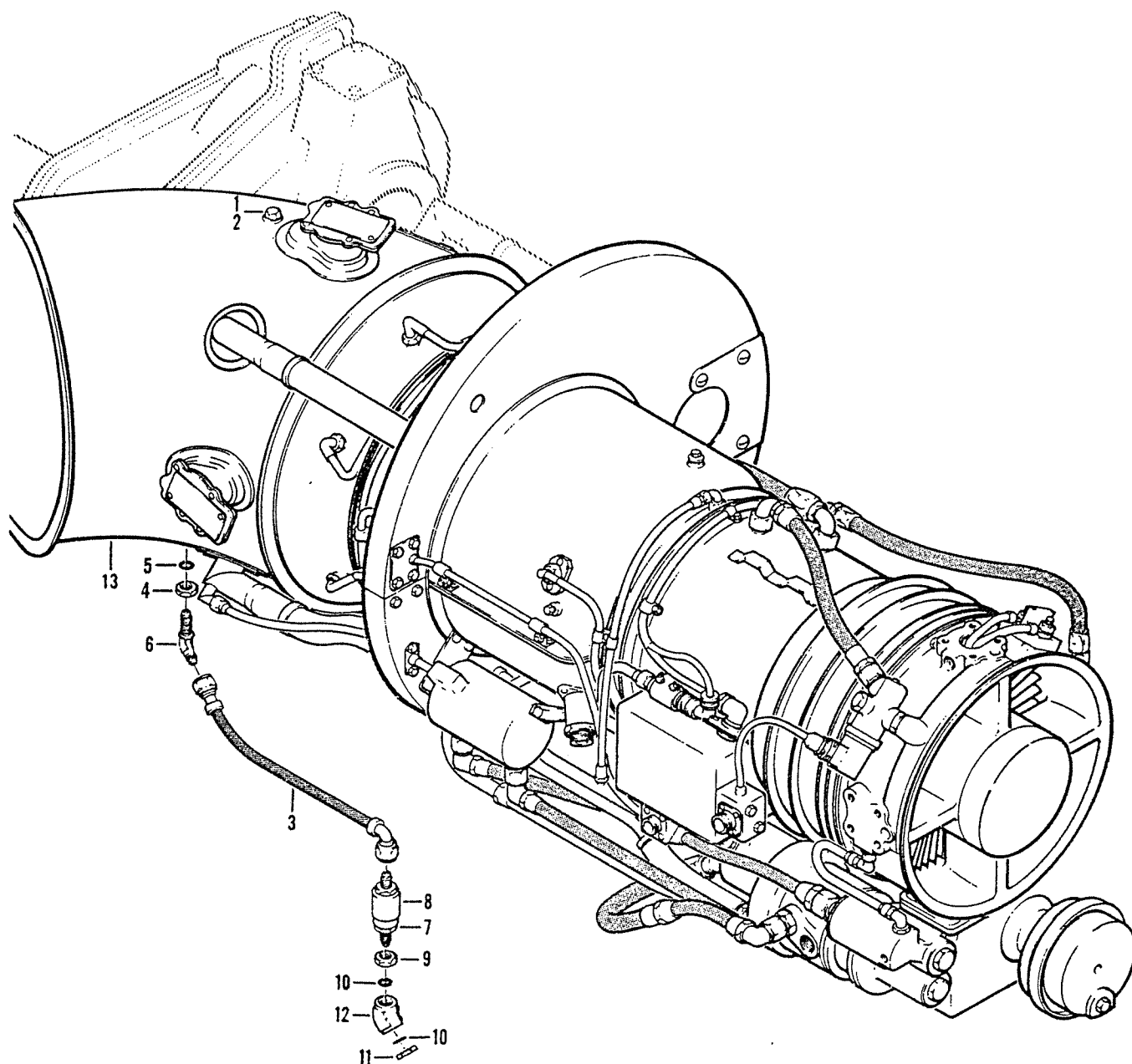


Figure 36. Engine Assembly, Aft Right-Hand Section

(1) FIGURE & INDEX NUMBER	(2) PART NUMBER	(3) DESCRIPTION	(4) UNIT PER ASSY	(5) USABLE ON CODE
36 -	204-062-001-7	ENGINE ASSY, AFT RH SECTION (SEE FIG. 31 FOR NHA) (SEE FIGS. 31, 32, 34, 35 AND 37 FOR BALANCE OF BREAKDOWN)	REF	A
	204-062-001-9	ENGINE ASSY, AFT RH SECTION (SEE FIG. 31 FOR NHA) (SEE FIGS. 31, 32, 34, 35 AND 37 FOR BALANCE OF BREAKDOWN)	REF	B
- 1	AN814-4CL	.PLUG (QCU).....	1	
- 2	MS35769-8	.GASKET (QCU).....	1	
- 3	S21704-1500W000	.HOSE ASSY (QCU) (81094).....	1	
- 3	81-1B202-04-150	.HOSE ASSY (96142) (ALT).....	1	
- 3	8E4YZ150	.HOSE ASSY (99755) (ALT).....	1	
- 4	AN924-4C	.NUT (QCU).....	1	
- 5	MS35769-8	.GASKET (QCU).....	1	
- 6	AN837-4J	.ELBOW (QCU).....	1	
- 7	375201-4	.COUPLING HALF (QCU) (00624).....	1	
- 8	3755-4	.COUPLING HALF (QCU) (00624).....	1	
- 9	AN924-4	.NUT (QCU).....	1	
- 10	MS29512-04	.GASKET (QCU).....	2	
- 11	204-060-056-1	.NUT, HALF (QCU).....	1	
- 12	AN941-4	.ELBOW (QCU).....	1	
- 13	204-062-302-1	.TAILPIPE ASSY (QCU).....	1	
	204-1666-5	KIT, ENGINE BUILD-UP (CONTAINS GFE LESS..... ENGINE)	1	
		CODING EXPLANATION		
		CODE SERIAL NUMBERS		
		A 63-13141 THRU 65-7942		
		B 65-7943 AND SUBSEQUENT		

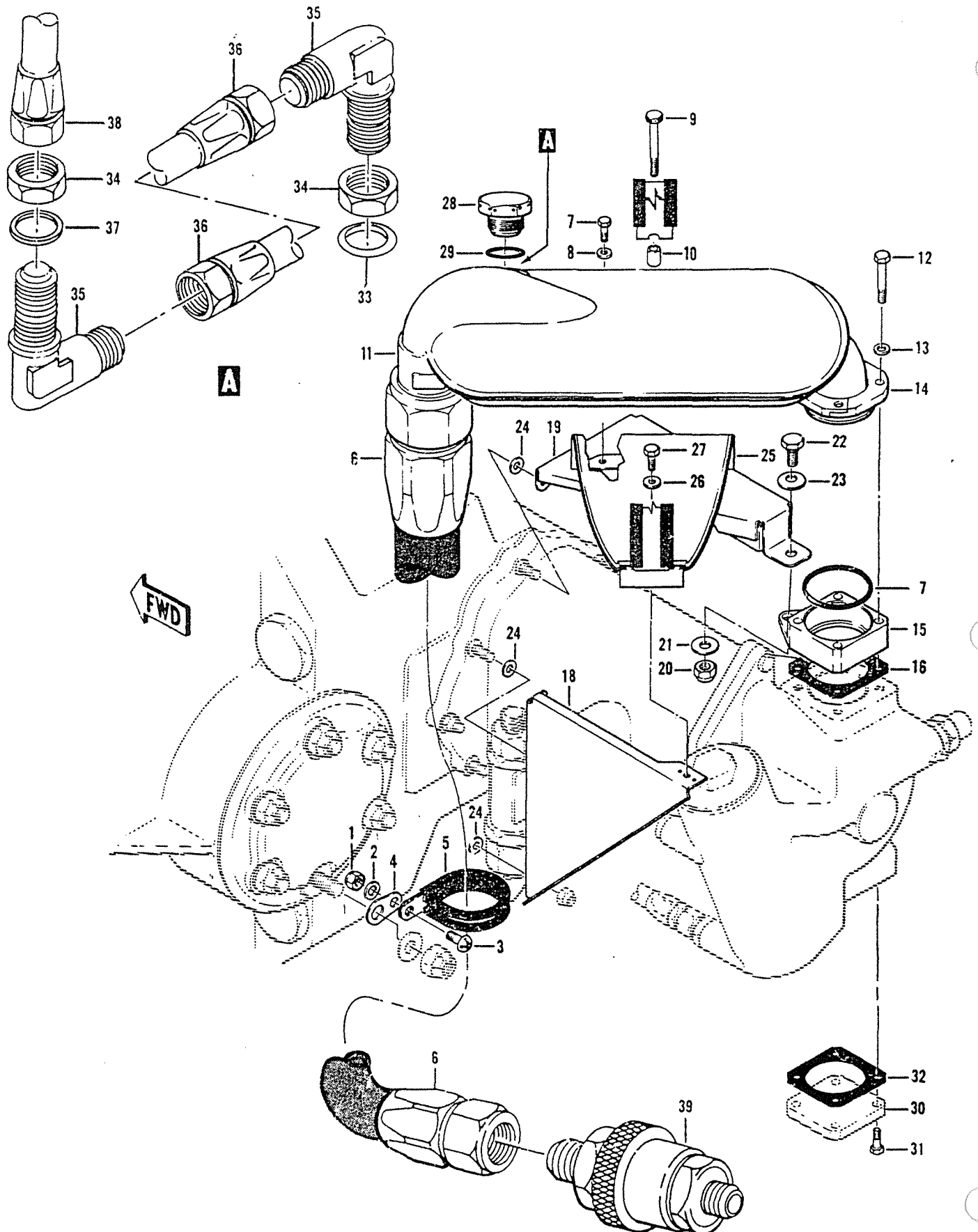


Figure 37. Engine Assembly, Aft Section, Standpipe

(1) FIGURE & INDEX NUMBER	(2) PART NUMBER	(3) DESCRIPTION	(4) UNIT PER ASSY	(5) USABLE ON CODE
37 -	204-062-001-007	ENGINE ASSY AFI SECTION, STANDPIPE ASSY (SEE FIG. 31 FOR NHA) (SEE FIGS. 31, 32, 34 THRU 36 FOR BALANCE OF BREAKDOWN)	REF	A
	204-062-001-009	ENGINE ASSY AFT SECTION, STANDPIPE ASSY (SEE FIG. 31 FOR NHA) (SEE FIGS. 31, 32, 34 THRU 36 FOR BALANCE OF BREAKDOWN)	REF	B
- 1	NAS679A3	.NUT (QCU).....	1	
- 2	AN960PD10L	.WASHER (QCU).....	1	
- 3	MS35207-261	.SCREW (QCU).....	1	
- 4	10-003-4	.ADAPTER (QCU).....	1	
- 5	MS21919DG26	.CLAMP (QCU).....	1	
- 6	70-009N000A254	.HOSE ASSY (QCU) (OBSOLETE AFTER COMPLIANCE WITH TCTO 1H-1-573)	1	
- 6	70-009N000T270	.HOSE ASSY (QCU) (USBL AFTER COMPLIANCE WITH TCTO 1H-1-573)	1	
- 7	AN3-3A	.BOLT (QCU).....	2	
- 8	AN960PD10L	.WASHER (QCU).....	2	
- 9	NAS563-73	.BOLT (QCU).....	1	
- 9	AN3H21A	.BOLT (ALT) (QCU).....	1	
- 10	NAS43003-48	.SPACER (QCU).....	1	
- 11	204-062-501-001	.STANDPIPE ASSY (QCU).....	1	
- 12	AN3H11A	.BOLT (QCU) (AP).....	4	
- 13	AN960PD10L	.WASHER (QCU) (AP).....	4	
- 14	204-062-522-001	.PLATE (QCU).....	2	
- 15	204-062-523-001	.SLEEVE (QCU).....	1	
- 16	AN763-16	.GASKET (QCU).....	1	
- 17	S10A139-130	.PACKING (QCU) (08118).....	1	
- 18	204-062-526-005	.SUPPORT ASSY (QCU).....	1	
- 19	204-062-524-001	.SUPPORT ASSY (QCU).....	1	
- 20	MS21042L4	.NUT (QCU) (AP).....	1	
- 21	AN960PD416L	.WASHER (QCU) (AP).....	1	
- 22	204-062-532-001	.BOLT (QCU) (AP).....	1	
- 23	204-062-533-001	.WASHER (QCU) (AP).....	1	
- 24	AN960PD416L	.WASHER (QCU) (AP).....	3	
- 25	204-062-529-011	.CRADLE ASSY (QCU).....	1	
- 26	AN960PD10L	.WASHER (QCU) (AP).....	1	
- 27	AN3-3A	.BOLT (QCU) (AP).....	1	
- 28	AN814-8	.PLUG (NOT REQUIRED AFTER T.O. 1H-1(U)-579) (QCU)	1	
- 29	NAS617-8	.PACKING, PREFORMED (NOT REQUIRED AFTER T.O. 1H-1(U)-579) (QCU)	1	
- 30	GA4414	.COVER (86329).....	1	
- 31	AN3H4A	.BOLT (QCU) (AP).....	4	
- 32	AN763-16	.GASKET (QCU).....	1	
- 33	MS28778-8	.PACKING (USBL AFTER COMPLIANCE WITH T.O. 1H-1(U)-579)	1	
- 34	AN924-8D	.NUT (USBL AFTER COMPLIANCE WITH T.O. 1H-1(U)-579)	2	
- 35	MS21908-8D	.ELBOW (USBL AFTER COMPLIANCE WITH T.O. 1H-1(U)-579)	2	
	601182-8D0110	.HOSE ASSY (00624) (USBL AFTER C/W T.O. 1H-1(U)-579)	1	
- 36	601-8	.HOSE (00624).....	AR	
	826-8D	.ADAPTER STRAIGHT (00624).....	2	
- 37	AN960PD1216	.WASHER (USBL AFTER COMPLIANCE WITH T.O. 1H-1(U)-579)	2	
- 38	MS21914-8D	.CAP (USBL AFTER COMPLIANCE WITH T.O. 1H-1(U)-579)	1	
- 39	375004-20	.DISCONNECT ASSY (QCU) (00624) (OBSOLETE AFTER COMPLIANCE WITH TCTO 1H-1-573)	1	
- 40	NAS617-20	.PACKING, PREFORMED (QCU) (USBL AFTER COMPLIANCE WITH TCTO 1H-1-573)	1	
- 41	204-363-504-101	.COUPLING HALF (QCU) (USBL AFTER COMPLIANCE WITH TCTO 1H-1-573)	1	
- 42	204-363-503-101	.COUPLING HALF (QCU) (USBL AFTER COMPLIANCE WITH TCTO 1H-1-573)	1	
		CODING EXPLANATION		

(1) FIGURE & INDEX NUMBER	(2) PART NUMBER	(3) DESCRIPTION	(4) UNIT PER ASSY	(5) USABLE ON CODE
37 -		CODE SERIAL NUMBERS A 63-13141 THRU 65-7942 B 65-7943 AND SUBSEQUENT		

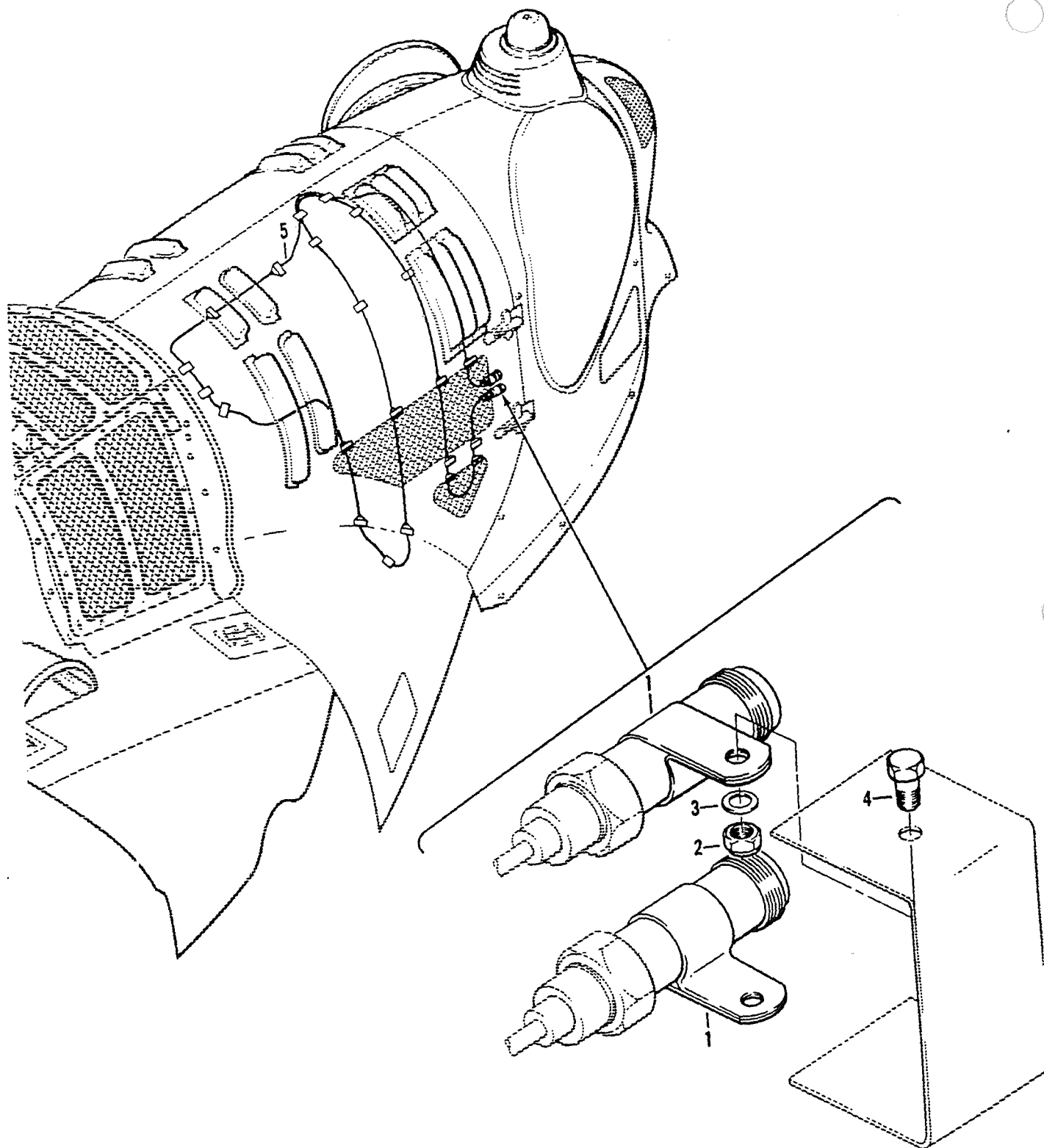


Figure 38. Detection System Installation, Fire

(1) FIGURE & INDEX NUMBER	(2) PART NUMBER	(3) DESCRIPTION	(4) UNIT PER ASSY	(5) USABLE ON CODE
38 -	204-200-024 -1	PWR PLANT INSTL (SEE FIG. 10, 11, 13, 30, 31 AND 39 FOR BALANCE OF BREAKDOWN)	REF	A
	204-200-024 -3	PWR PLANT INSTL (SEE FIG. 10, 11, 13, 30, 31 AND 39 FOR BALANCE OF BREAKDOWN)	REF	B
	204-200-024 -5	PWR PLANT INSTL (SEE FIG. 10, 11, 13, 30, 31 AND 39 FOR BALANCE OF BREAKDOWN)	REF	C
	204-062-904 -3	.DETECTION SYSTEM INSTL, FIRE LH.....	1	
	204-062-904 -4	.DETECTION SYSTEM INSTL, FIRE RH.....	1	
- 1	41806	..RECEPTACLE (19500).....	2	
- 2	NAS679A3	..NUT (AP).....	2	
- 3	AN960PD10L	..WASHER (AP).....	2	
- 4	AN3-3A	..BOLT (AP).....	2	
- 5	294-21623	..CABLE ASSY (19500).....	1	
		CODING EXPLANATION		
		CODE SERIAL NUMBERS		
		A 63-13141 THRU 65-7924		
		B 65-7925 THRU 65-7942		
		C 65-7943 AND SUBSEQUENT		

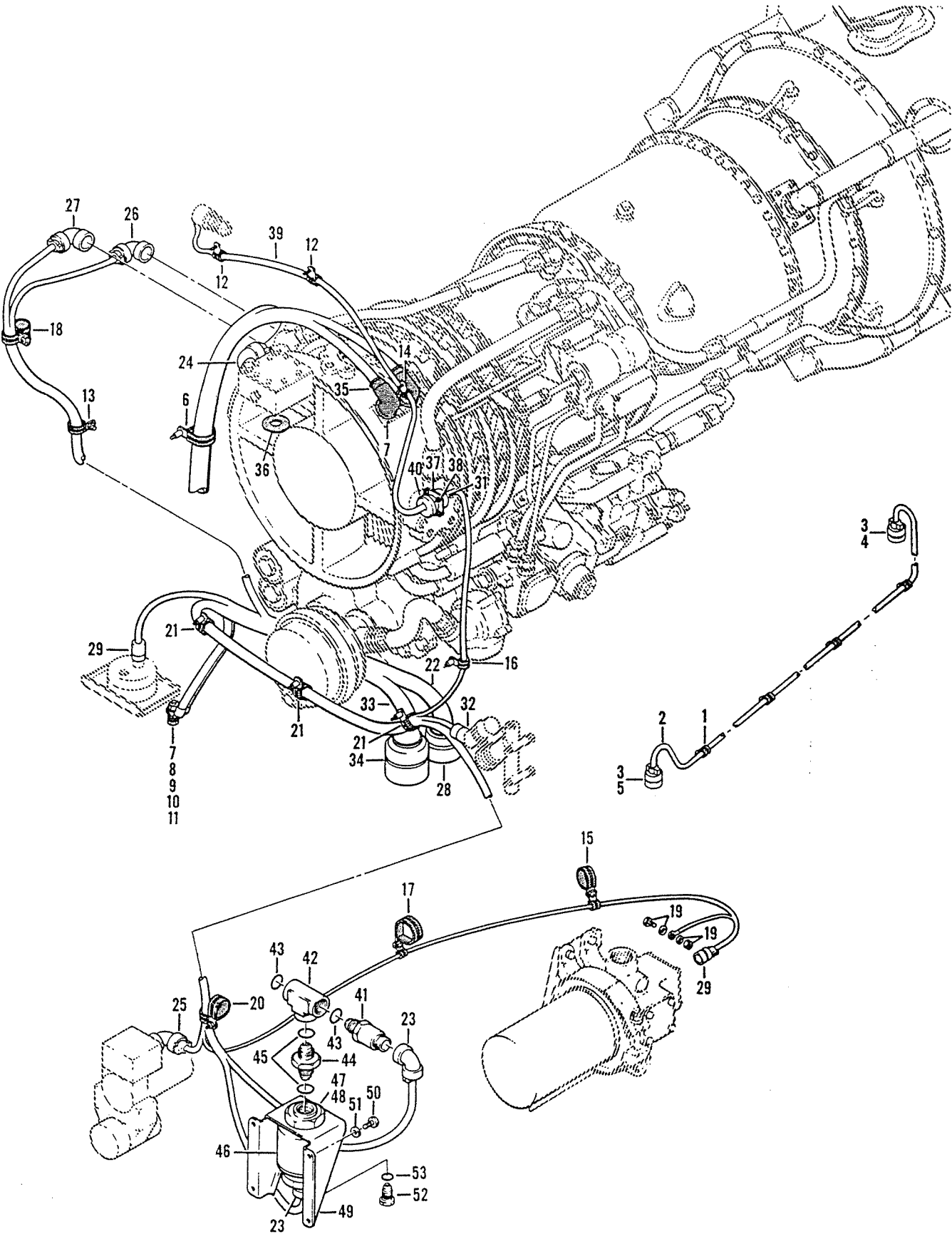


Figure 39. Electrical Installation, Power Plant

(1) FIGURE & INDEX NUMBER	(2) PART NUMBER	(3) DESCRIPTION	(4) UNIT PER ASSY	(5) USABLE ON CODE
39 -	204-200-024-1	PWR PLANT INSTL (SEE FIG. 10, 11, 13, 30, 31 AND 38 FOR BALANCE OF BREAKDOWN)	REF	A
	204-200-024-3	PWR PLANT INSTL (SEE FIG. 10, 11, 13, 30, 31 AND 38 FOR BALANCE OF BREAKDOWN)	REF	B
	204-200-024-5	PWR PLANT INSTL (SEE FIG. 10, 11, 13, 30, 31 AND 38 FOR BALANCE OF BREAKDOWN)	REF	C
	204-075-060-1	.ELECTRICAL INSTL.....	1	A
	204-075-060-3	.ELECTRICAL INSTL.....	1	B
	204-075-060-5	.ELECTRICAL INSTL.....	1	C
- 1	MS35207-263	..SCREW.....	4	
	AN960PD10L	..WASHER.....	4	
	NAS430D3-16	..SPACER.....	4	
	MS21919H3	..CLAMP.....	4	
- 2	204-175-403-13	..CABLE ASSY.....	1	
- 3	MS3057-4A	..ADAPTER.....	2	
- 4	MS3106K12S3S	..PLUG.....	1	
- 5	MS3106R10SL3S	..PLUG.....	1	
- 6	AN525-10R16	..SCREW.....	2	
	NAS430D3-32	..SPACER.....	2	
	MS21919H17	..CLAMP.....	2	
- 7	MS21042L4	..NUT.....	2	
- 8	AN345-416	..NUT.....	1	
- 9	AN9368416	..WASHER.....	1	
- 10	AN960D416L	..WASHER.....	3	
- 11	NAS428K4-10	..BOLT.....	1	
- 12	MS35207-259	..SCREW (USBL ON 204-075-060-3).....	2	
	AN960PD10L	..WASHER (USBL ON 204-075-060-3).....	4	
	MS21919H4	..CLAMP (USBL ON 204-075-060-3).....	2	
- 13	NAS679A3	..NUT.....	1	
	MS35207-263	..SCREW.....	1	
	AN743-12	..BRACKET.....	1	
	MS21919H7	..CLAMP.....	1	
- 14	MS35207-259	..SCREW (USBL ON 204-075-060-3).....	1	
	AN960PD10L	..WASHER (USBL ON 204-075-060-3).....	2	
	MS21919H3	..CLAMP (USBL ON 204-075-060-3).....	1	
- 15	NAS679A3	..NUT.....	1	
	MS35207-263	..SCREW.....	1	
	MS21919H2	..CLAMP.....	1	
	MS21919WDG12	..CLAMP.....	1	
- 16	MS35207-267	..SCREW.....	1	
	NAS430D3-32	..SPACER.....	1	
	AN960PD10L	..WASHER.....	2	
	MS21919H4	..CLAMP.....	1	
- 17	NAS679A3	..NUT.....	1	
	MS35207-263	..SCREW.....	1	
	MS21919H2	..CLAMP.....	1	
	MS21919WDG17	..CLAMP.....	1	
- 18	NAS679A3	..NUT.....	1	
	AN960PD10L	..WASHER.....	2	
	MS35207-263	..SCREW.....	1	
	MS21919H5	..CLAMP.....	1	
- 19	NAS679A3	..NUT.....	1	
	MS35207-263	..SCREW.....	1	
	AN960D10L	..WASHER.....	2	
- 20	NAS679A3	..NUT.....	1	
	MS35207-263	..SCREW.....	1	
	MS21919H8	..CLAMP.....	1	
	MS21919WDG12	..CLAMP.....	1	
- 21	AN525-10R16	..SCREW.....	3	
	NAS430D3-32	..SPACER.....	3	
	MS21919H8	..CLAMP.....	3	
- 22	204-175-404-15	..CABLE ASSY.....	1	
- 23	MS3108R10SL3S	..PLUG.....	2	
- 24	MS3108R14S2SX	..PLUG.....	1	
- 25	MS3108R14S2S	..PLUG.....	1	
- 26	CS3108A12S51P	..PLUG (71468).....	1	
- 27	MS3108R16S1S	..PLUG (71468).....	1	
- 28	CA2631-2865	..PLUG (71468).....	1	
- 29	PT06E8-2S	..PLUG (77820).....	1	

(1) FIGURE & INDEX NUMBER	(2) PART NUMBER	(3) DESCRIPTION	(4) UNIT PER ASSY	(5) USABLE ON CODE
39 - 30 - 31 - 32 - 33 - 34 - 35 - 36 - 37 - 38 - 39 - 40 - 41 - 42 - 43 - 44 - 45 - 46 - 47 - 48 - 49 - 50 - 51 - 52 - 53	DELETFD MS3126F14-5S MS3106R10SL3S 204-175-404-19 MS3106R32-17P MS25036-23 MS25036-26 MS25189-13 YBM4CL YAEV2CRS1 MS25171-25 204-060-534-11 MS3119F14-5 MS21042L04 AN960PD4L MS35206-217 MS35265-17 204-175-440-3 MS3126E14-5P MS25274-2 GPB750-6 7G45 AN938-4D NAS617-4 AN815-4D NAS617-4 TYPE TRU20/A TYPE TRU66/A AN924-12D AN960PD1716L 204-062-538-1 AN525-10R6 AN960PD10 100-016-1 NAS617-4	...PLUG..... ...PLUG (71468)..... ..CABLE ASSY..... ...PLUG..... ...TERMINAL..... ...TERMINAL..... ...TERMINAL..... ...TERMINAL (09922) (ALT)..... ...TERMINAL (09922)..... ..NIPPLE..... ..GASKET..... ..CONNECTOR..... ..NUT (AP)..... ..WASHER (AP)..... ..SCREW (AP)..... ..SCREW (AP)..... ..CABLE ASSY..... ...PLUG..... ...CAP, WIRE END..... .SWITCH, PRESSURE (80586) (BHT SPECIFICATION CONTROL DRAWING 204-062-542-1) .SWITCH, PRESSURE (09049) (BHT SPECIFICATION CONTROL DRAWING 204-062-542-1) (ALT) .TFE..... .PACKING, PREFORMED..... .UNION..... .PACKING, PREFORMED..... .TRANSMITTER, PRESSURE (GFE) (AERNO 61-2497). (ALTERNATE PART) .TRANSMITTER, PRESSURE (GFE) (AERNO 61-3126). .NUT (AP)..... .WASHER (AP)..... .BRACKET..... .SCREW (AP)..... .WASHER (AP)..... .PLUG..... .PACKING, PREFORMED.....	1 1 1 1 1 2 3 3 2 3 5 1 4 4 3 1 1 2 1 1 2 1 1 1 4 4 1 1	
		CODING EXPLANATION CODE SERIAL NUMBERS A 63-13141 THRU 65-7924 B 65-7925 THRU 65-7942 C 65-7943 AND SUBSEQUENT		

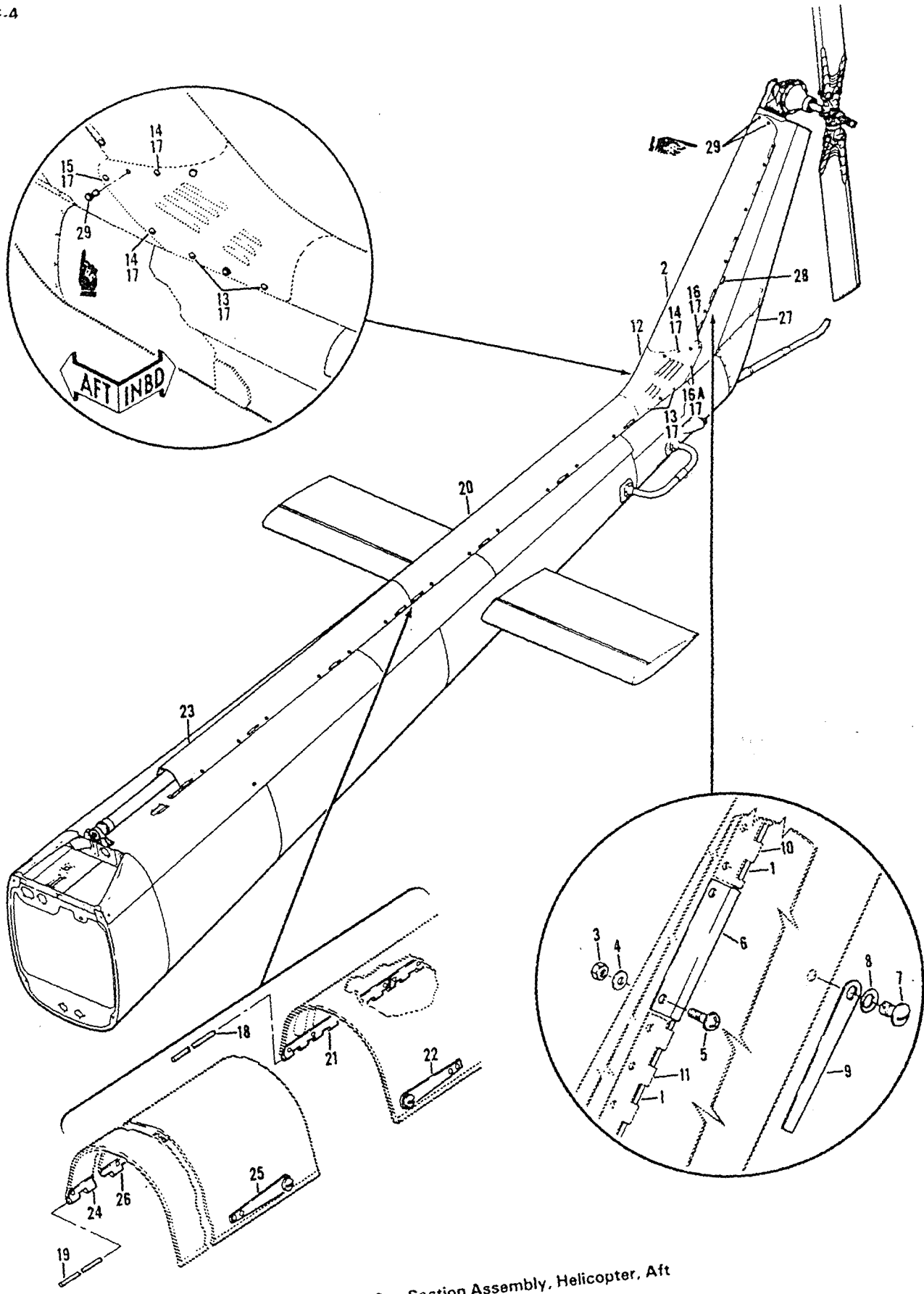


Figure 40. Section Assembly, Helicopter, Aft

(1) FIGURE & INDEX NUMBER	(2) PART NUMBER	(3) DESCRIPTION	(4) UNIT PER ASSY	(5) USABLE ON CODE
40 -	204-200-022-1	SECTION ASSY, HELICOPTER AFT (FOR SPARES.... REPLACEMENT USE 204-200-022-5) (SEE FIGS 41, 45, 49, 51, 52, 53, 54, 55 AND 56 FOR BALANCE OF BREAKDOWN)	1	A
	204-200-022-3	SECTION ASSY, HELICOPTER AFT (FOR SPARES.... REPLACEMENT USE 204-200-022-5) (SEE FIGS 41, 45, 49, 51, 52, 53, 54, 55 AND 56 FOR BALANCE OF BREAKDOWN)	1	B
	204-200-022-5	SECTION ASSY, HELICOPTER AFT (REPLACES..... 204-200-1) 022-1 AND -3 FOR SPARES) (SEE FIGS 41, 45, 49, 51, 52, 53, 54, 55 AND 56 FOR BALANCE OF BREAKDOWN)	1	
- 1	204-030-829-33	..DOOR INSTL.....	1	
- 2	204-030-829-35	..PIN.....	2	
- 3	NAS679A3	..DOOR ASSY.....	1	
- 4	AN960D10	..NUT.....	2	
- 5	AN525-10R8	..WASHER.....	2	
- 6	204-030-860-3	..SCREW.....	2	
	204-030-825-11	..RETAINER.....	1	
	204-030-829-39	..HINGE HALF (MF MS20001 PH4-2400).....	1	
- 7	A5T27	..SPRING ASSY.....	5	
- 8	GH5	..FASTENER (72794).....	1	
- 9	204-030-437-1	..GROMMET (72794).....	1	
- 9	X200-3	..SPRING.....	1	
- 10	204-030-829-15	..BLADE, EJECTING (72794) (ALT).....	1	
- 11	204-030-829-27	..HINGE HALF (MF MS20001 PH4-2400).....	1	
- 12	204-030-834-21	..HINGE HALF (MF MS20001 PH4-2400).....	1	
- 13	A5T10	..COVER ASSY.....	1	
- 14	A5T11	..FASTENER (72794).....	4	
- 15	A5T26	..FASTENER (72794).....	3	
- 16	A5T20	..FASTENER (72794).....	1	
- 16A	A5T19	..FASTENER (72794).....	1	
- 17	GH5	..FASTENER (72794).....	1	
	204-030-813-63	..GROMMET (72794).....	10	
	204-030-813-73	..DOOR INSTL (WHEN EXHAUSTED USE 204-030- 813-73)	1	
- 18	MS20253-2-7950	..DOOR INSTL (USE 204-030-813-63 UNTIL..... EXHAUSTED)	1	
- 19	MS20253-2-7885	..PIN HINGE (USBL ON 204-030-813-63).....	1	
- 20	MS20253-2-10350	..PIN HINGE (USBL ON 204-030-813-73).....	1	
- 20	204-030-813-33	..PIN HINGE.....	1	
- 21	204-030-813-27	..DOOR ASSY.....	1	
- 21	MS20257HP2-7200	..HINGE HALF.....	1	
- 22	204-030-813-5	..HINGE HALF.....	1	
- 22	AW5T15	..SPRING ASSY.....	4	
	GH5	..FASTENER (72794).....	1	
- 23	204-030-437-3	..GROMMET (72794).....	1	
- 23	204-030-813-65	..SPRING.....	1	
- 24	204-030-813-23	..DOOR ASSY, FWD.....	1	
- 24	MS20257HP2-7200	..HINGE HALF.....	1	
- 25	204-030-813-5	..HINGE HALF.....	1	
- 25	AW5T15	..SPRING ASSY.....	5	
	GH5	..FASTENER (72794).....	1	
- 26	204-030-437-3	..GROMMET (72794).....	1	
- 26	204-032-847-3	..SPRING.....	1	
- 27	MS20257XP2-385	..HINGE HALF.....	1	
- 27	204-030-768-1	..HINGE HALF.....	1	
- 27	204-030-768-3	..FAIRING INSTL.....	1	
- 28	AN525-832-6	..FAIRING ASSY.....	1	
- 28	555	..SCREW (AP).....	20	
- 29	4237	..TIE DOWN LOOP.....	1	
		..BUMPER, RUBBER.....	24	
		CODING EXPLANATION		
		CODE SERIAL NUMBERS		
		A 63-13141 THRU 65-7942		
		B 65-7943 AND SUBSEQUENT		

Section II
Group Assembly Parts List

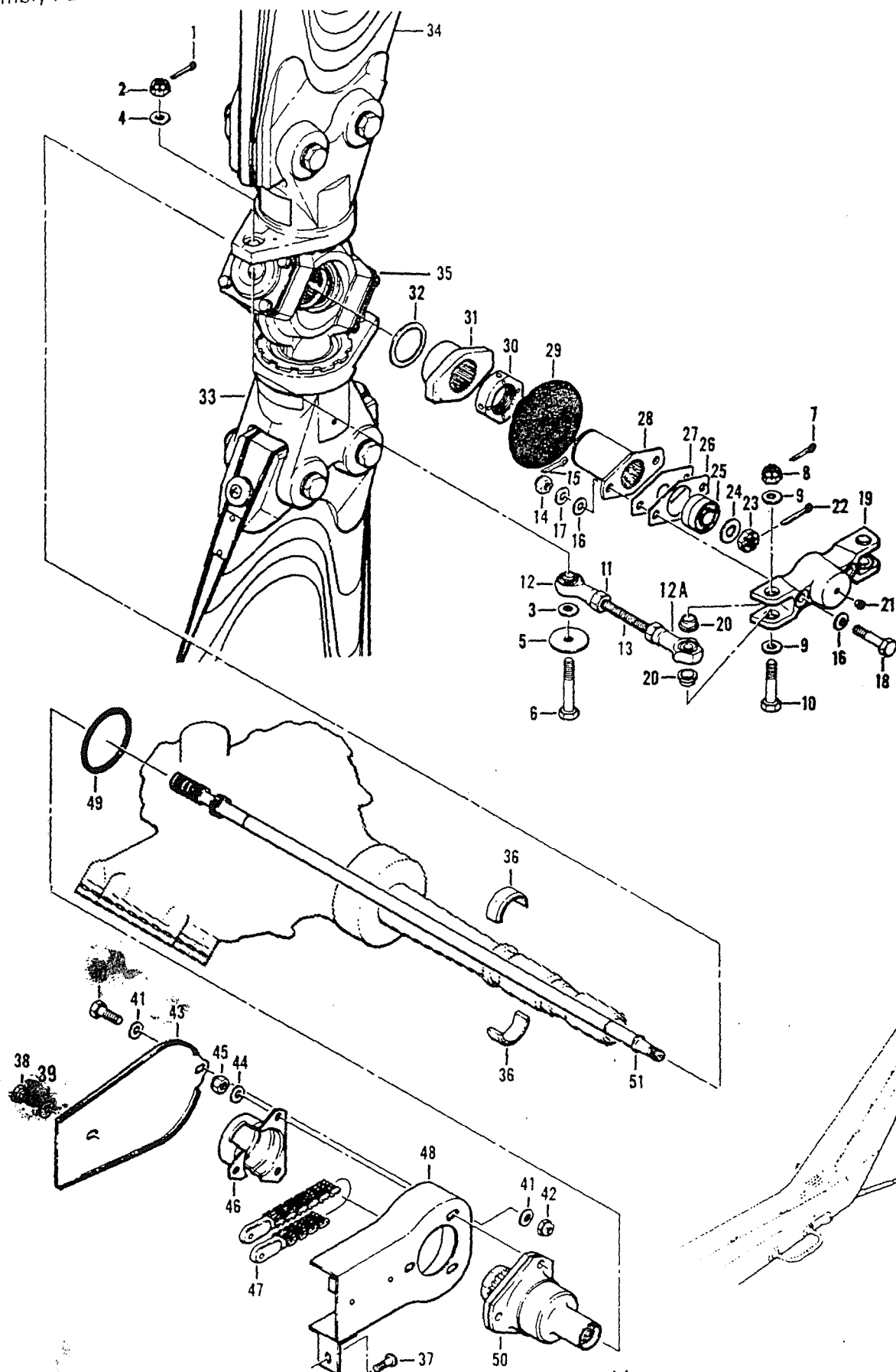


Figure 41. Tail Rotor Assembly

(1) FIGURE & INDEX NUMBER	(2) PART NUMBER	(3) DESCRIPTION	(4) UNIT PER ASSY	(5) USA ON CC
41 -	204-200-022-1	SECTION ASSY, HELICOPTER, AFT (FOR SPARES... REPLACEMENT USE 204-200-022-5) (SEE FIGS. 40, 45, 49, 51 THRU 56 FOR BALANCE OF BREAKDOWN)	REF	A
	204-200-022-3	SECTION ASSY, HELICOPTER AFT (FOR SPARES.... REPLACEMENT USE 204-200-022-5) (SEE FIGS. 40, 45, 49, 51 THRU 56 FOR BALANCE OF BREAKDOWN)	REF	B
	204-200-022-5	SECTION ASSY, HELICOPTER AFT (SPARES..... REPLACEMENT FOR 204-200-022-1 AND -3) (SEE FIGS. 40, 45, 49, 51 THRU 56 FOR BALANCE OF BREAKDOWN)	REF	
	204-011-700-13	..TAIL ROTOR ASSY (FOR SPARES REPLACEMENT USE 204-011-700-19)	1	C
	204-011-700-15	..TAIL ROTOR ASSY (FOR SPARES REPLACEMENT USE 204-011-700-19)	1	D
	204-011-700-19	TAIL ROTOR ASSY (SPARES REPLACEMENT FOR..... 204-011-700-13 AND -15)	1	
	204-011-762-11	..LINK ASSY.....	2	
- 1	MS24665-152	..COTTER PIN (AP).....	1	
- 2	MS17825-4	..NUT (AP).....	1	
- 3	AN960-416	..WASHER (AP).....	1	
- 4	AN960PD416	..WASHER (AP).....	1	
- 5	204-010-793-3	..WASHER (AP).....	1	
- 6	NAS1304-190	..BOLT (AP).....	1	
- 7	MS24665-152	..COTTER PIN (AP).....	1	
- 8	MS17825-4	..NUT (AP).....	1	
- 9	AN960PD416	..WASHER (AP).....	2	
- 10	NAS1304-180	..BOLT (AP).....	1	
- 11	AN315-5R	..NUT.....	2	
- 12	204-011-763-001	..BEARING.....	1	
- 12A	204-011-764-001	..BEARING.....	1	
- 13	204-010-777-15	..LINK.....	1	
	204-011-711-1	..CROSSHEAD ASSY.....	1	
- 14	MS17825-4	..NUT (AP).....	2	
- 15	MS24665-151	..COTTER PIN (AP).....	2	
- 16	AN960-416	..WASHER (AP).....	4	
- 17	AN960-416L	..WASHER (OPTIONAL, IF REQUIRED TO INSTALL.. COTTER PIN) (AP)	2	
- 18	NAS1304-21D	..BOLT (AP).....	2	
- 19	204-011-711-3	..CROSSHEAD.....	1	
- 20	204-010-794-1	..BUSHING.....	4	
- 21	NAS516-1	..FITTING.....	1	
- 22	MS24665-152	..PIN, COTTER.....	1	
- 23	AN320-5	..NUT, PLAIN CASTELLATED, SHEAR (AP).....	1	
- 24	AN960PD516L	..WASHER.....	6	
- 25	204-011-761-3	..BEARING (WHEN EXHAUSTED USE 204-011-769-1)	1	
	204-011-769-1	..BEARING (USE 204-011-761-3 UNTIL..... EXHAUSTED)	1	
- 26	204-010-713-1	..SHIM.....	1	
- 27	204-010-721-3	..RETAINER PLATE.....	1	
- 28	204-010-720-3	..SLIDER.....	1	
- 29	47-641-101-1	..BOOT.....	1	
- 30	204-010-719-1	..NUT.....	1	
- 31	204-010-774-11	..STATIC STOP.....	1	
- 32	120-007C49-41	..SHIM.....	1	
- 33	204-011-701-15	..HUB AND BLADE ASSY.....	1	
- 34	204-011-702-15	..BLADE ASSY.....	2	
	MS21040-7	..NUT (AP).....	2	
	AN960-716	..WASHER (AP).....	6	
	204-011-708-1	..WASHER (AP).....	6	
	204-011-708-3	..WASHER (AP).....	6	
	AN960-716L	..WASHER (AP).....	8	
		NOTE-BOLT LENGTH AS NECESSARY TO ACCOMMODATE BALANCE WASHER		
	AN177-35A	..BOLT (AP).....	2	
	AN177-36A	..BOLT (AP).....	2	
	AN177-37A	..BOLT (AP).....	2	

(1) FIGURE & INDEX NUMBER	(2) PART NUMBER	(3) DESCRIPTION	(4) UNIT PER ASSY.	(5) USABLE ON CODE
41 -	AN177-40A	...BOLT (AP).....	2	
	204-011-755-1	...BUSHING.....	2	
		NOTE-FOLLOWING OVERSIZE BUSHINGS MAY BE USED IN PLACE OF 204-011-755-1		
	204-011-755-313	...PUSHING.....	2	
	204-011-755-515	...BUSHING.....	2	
- 35	204-011-801-515	...HUB ASSY (WHEN EXHAUSTED USE..... 204-011-801-17) (SEE FIG. 43 FOR DETAIL BREAKDOWN)	1	
	204-011-801-9	...HUB ASSY (WHEN EXHAUSTED USE..... 204-011-801-17) (SEE FIG. 43 FOR DETAIL BREAKDOWN)	1	
	204-011-801-17	...HUB ASSY (USE 204-011-801-5 AND -9 UNTIL EXHAUSTED) (SEE FIG. 43 FOR DETAIL BREAKDOWN) WHEN EXHAUSTED	1	
	204-011-801-121	...HUB ASSY (REPLACES 204-011-801-017) (SEE FIG. 43 FOR DETAILED BREAKDOWN)	1	
- 36	204-010-724-5	...CONE SET.....	1	
- 37	AN525-10R9	...SCREW.....	1	
- 38	AN3CH3A	...BOLT.....	1	
- 39	AN960PD10L	...WASHER.....	1	
- 40	AN3-4A	...BOLT.....	1	
- 41	AN960PD10	...WASHER.....	2	
- 42	NAS679A3	...NUT.....	1	
- 43	204-001-858-1	...COVER.....	1	
- 44	AN960PD416	...WASHER.....	3	
- 45	MS21042L4	...NUT.....	3	
- 46	204-010-747-3	...GUARD (USE WITH P/N 204-001-739-3).....	1	
	1560-UH-1-754-1	...GUARD CHAIN (81996) (USE WITH PART NO..... 1560-UH-1-752-1 ROLLER CHAIN AND PART NO. 1560-UH-1-753-1 SPROCKET)	1	
- 47	1560-UH-1-752-1	...CHAIN, ROLLER (81996) (USE WITH SPROCKET.. PART NO. 1560-UH-1-753-1) (SEE FIGURE 44)	1	
- 48	204-001-763-43	...PAN ASSY.....	1	
- 49	MS29561-224	...PACKING (USBL ON 204-011-700-13 AND) -15).	1	
- 50	204-010-740-5	...QUILL ASSY (SEE FIG. 44 FOR DETAIL..... BREAKDOWN)	1	
- 51	204-010-742-9	...TUBE ASSY.....	1	
		COODING EXPLANATION		
		CODE SERIAL NUMBERS		
		A 63-13141 THRU 65-7942		
		B 65-7943 AND SUBSEQUENT		
		C 63-13141 THRU 65-7927		
		D 65-7928 AND SUBSEQUENT		

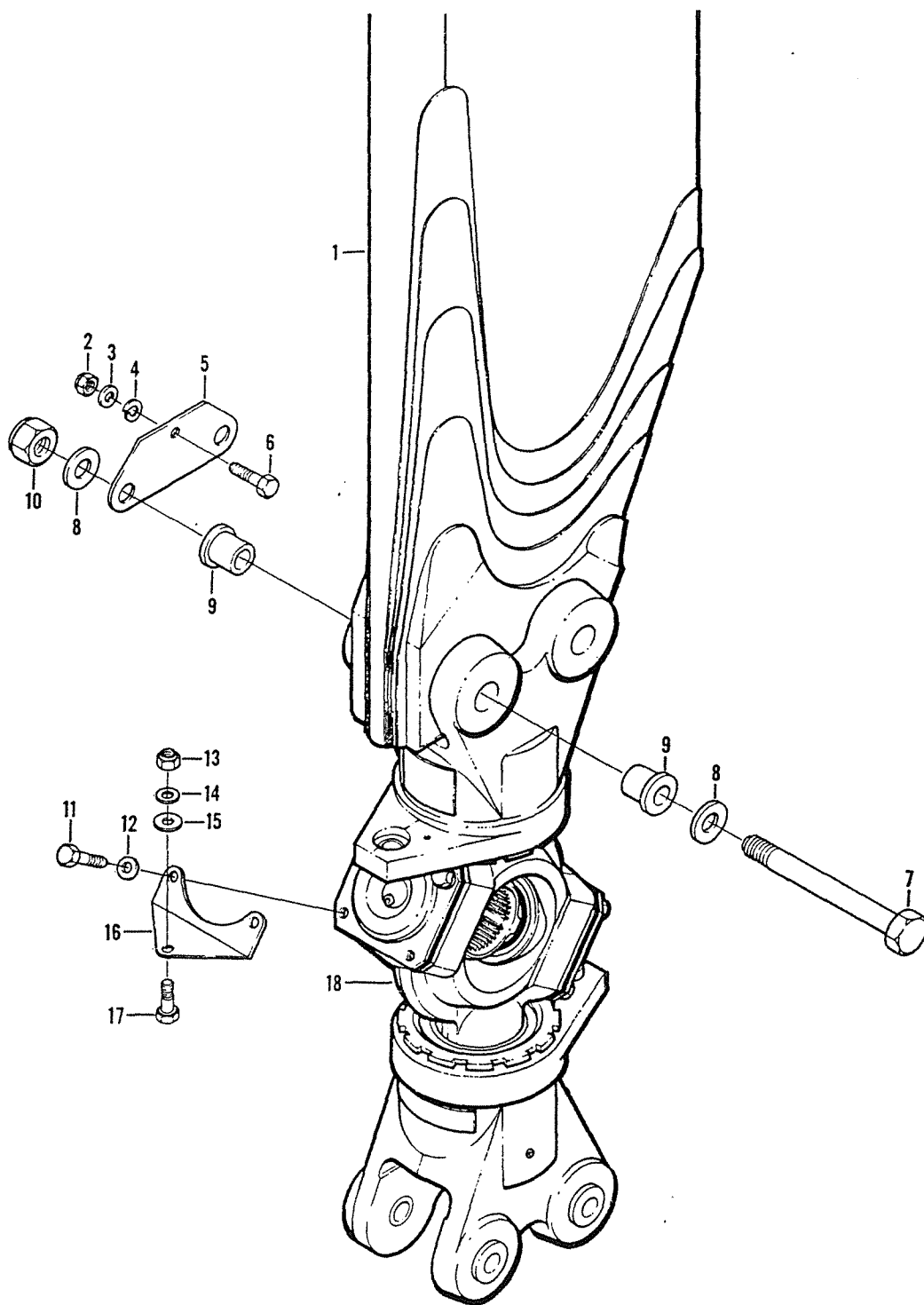


Figure 42. Tail Rotor and Balance Arm Installation

(1)	(2)	(3)	(4)	(5)
FIGURE & INDEX NUMBER	PART NUMBER	DESCRIPTION	UNIT PER ASSY	USABLE ON CODE
42 -	NO NUMBER	TAIL ROTOR, BALANCE ARM INSTL.....	REF	
	204-011-700-9	..TAIL ROTOR ASSY.....	1	
	204-011-701-15	..HUB AND BLADE ASSY.....	1	
- 1	204-011-702-15	...BLADE ASSY.....	2	
- 2	MS2104-2L3	...NUT.....	2	
- 3	AN970-3	...WASHER, BALANCE.....	AR	
- 4	AN960-10	...WASHER.....	AR	
- 5	4016-1	...BALANCE ARM (99866).....	2	
- 6	MS20073-03-04	...BOLT (NOTE 1).....	2	
	MS20073-03-06	...BOLT (NOTE 1).....	AR	
- 7	AN177-36A	...BOLT (USE WITH 204-011-801-017 HUB ASSY)	4	
	NAS6607-50	...BOLT (USE WITH 205-011-711-101 STEEL GRIPS)	4	
- 8	AN960-716L	...WASHER.....	8	
- 9	204-010-413-51	...BUSHING (REPLACED BY 205-011-709-101)	8	
	205-001-709-101	...BUSHING (REPLACES 204-010-413-051)	8	
- 10	MS21040-7	...NUT.....	4	
- 11	AN3H3A	...BOLT.....	8	
- 12	AN960-10L	...WASHER.....	8	
- 13	MS2104-2L3	...NUT.....	2	
- 14	AN960-10	...WASHER.....	AR	
- 15	AN970-3	...WASHER, BALANCE.....	AR	
- 16	4016-2	...BALANCE ARM (99866).....	2	
- 17	MS20073-03-04	...BOLT (NOTE 1).....	2	
	MS20073-03-06	...BOLT (NOTE 1).....	AR	
- 18	204-011-801-9	...HUB (REPLACED BY 204-011-801-121)	1	
	204-011-801-121	...HUB ASSY (REPLACES 204-011-801-009/-017)	1	
		NOTE 1 USE APPLICABLE BOLT LENGTH NECESSARY TO ACCOMMODATE BALANCE WASHERS		

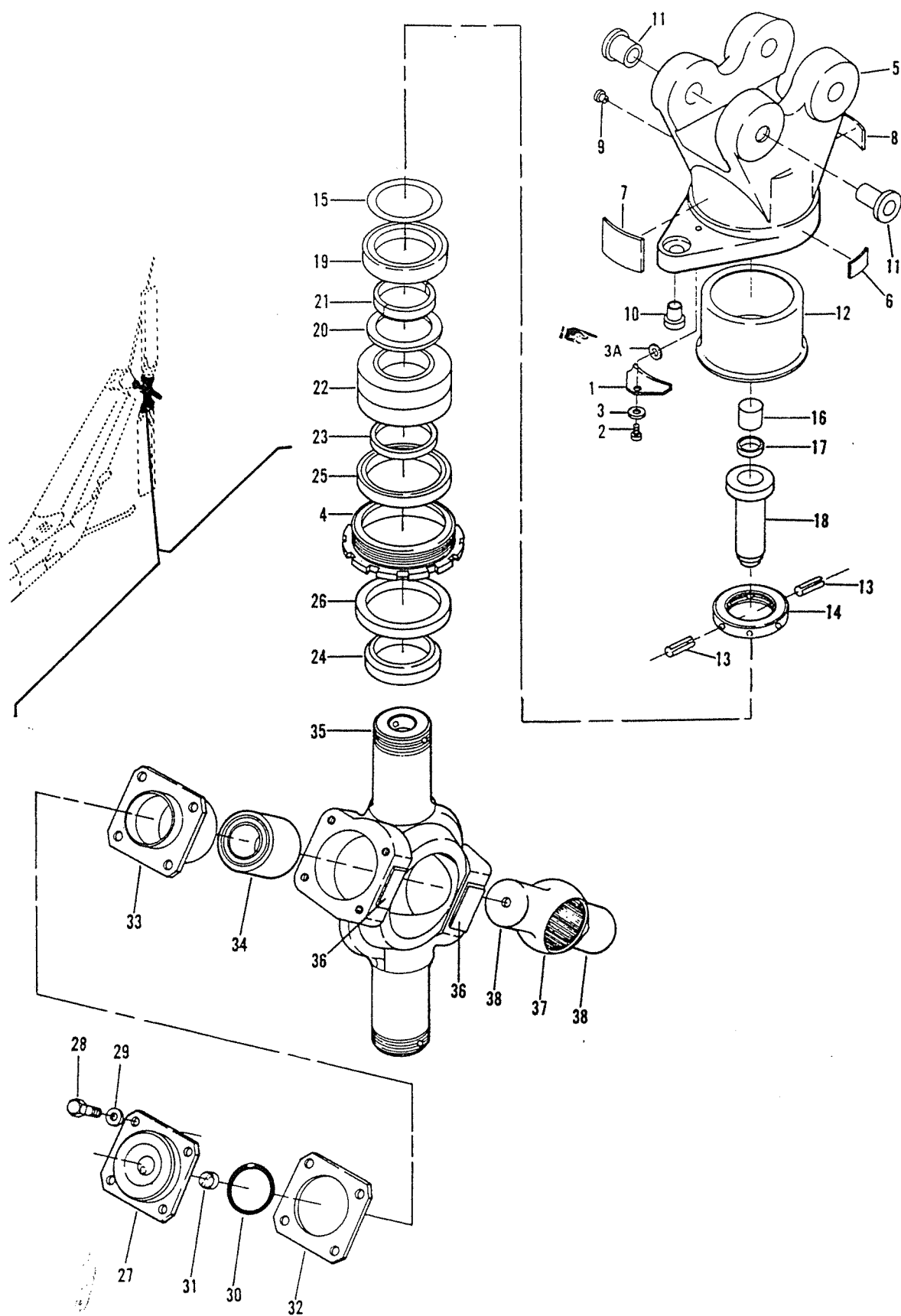


Figure 43. Hub Assembly, Tail Rotor

(1) FIGURE & INDEX NUMBER	(2) PART NUMBER	(3) DESCRIPTION	(4) UNIT PER ASSY	(5) USABLE ON CODE
43 -	204-011-801-5	HUB ASSY, TAIL ROTOR (SEE FIG. 41 FOR NHA).. (WHEN EXHAUSTED USE 204-011-801-17)	REF	
	204-011-801-9	HUB ASSY, TAIL ROTOR (SEE FIG. 41 FOR NHA).. (WHEN EXHAUSTED USE 204-011-801-17)	REF	
	204-011-801-17	HUB ASSY, TAIL ROTOR (SEE FIG. 41 FOR NHA).. (USE 204-011-801-5 AND -9 UNTIL EXHAUSTED)	REF	
	204-011-801-121	HUB ASSY, TAIL ROTOR (SEE FIG. 41 FOR NHA)..... (REPLACES 204-011-801-017)	REF	
- 1	204-011-707-1	..LOCK PLATE, GRIP NUT.....	2	
- 2	AN502-10-8	..SCREW, MACHINE (AP).....	2	
- 3	AN960-10L	..WASHER, FLAT (AP).....	2	
3A	AN960-10	..WASHER, FLAT	2	
- 4	204-011-730-1	..NUT (USE WITH 204-011-801-017 HUB ASSY)	2	
	205-011-710-101	..NUT (REPLACES 204-011-730-001 NUT)	2	
- 5	204-011-728-19	..GRIP ASSY (USE WITH 204-011-801-017 HUB ASSY)	2	
	205-011-711-101	..GRIP ASSY, STAINLESS STEEL (USE WITH	2	
		204-011-801-121 HUB ASSY) (REPLACES 204-011 728-019 IN PAIRS)		
- 6	100-037-1M	..PLATE, IDENT.....	1	
- 7	204-010-779-9	..PLATE, INSTRUCTION.....	1	
- 8	204-010-779-11	..PLATE, INSTRUCTION.....	1	
- 9	NA5516-1	..FITTING, LUBRICATION.....	1	
- 10	204-010-413-55	..BUSHING, SLEEVE (REPLACED BY 204-010-413-165)	1	
	204-010-413-165	..BUSHING, SLEEVE (REPLACES 204-010-413-055)	1	
- 11	204-010-413-51	..BUSHING, SLEEVE (REPLACED BY 205-011-709-101)	4	
	205-011-709-101	..BUSHING, SLEEVE (REPLACES 204-010-413-051)	4	
- 12	204-011-729-1	..LINER, BEARING.....	1	
- 13	MS16562-26	..PIN, SPRING.....	4	
- 14	204-011-723-1	..NUT, PLAIN, ROUND.....	2	
- 15	120-006C60-45	..SHIM.....	4	
- 16	204-011-726-1	..PLUG, THRUST.....	2	
- 17	120-006C15-0	..SHIM.....	12	
- 18	204-011-725-1	..SPRING ASSY, PRELOAD.....	2	
- 19	204-011-721-1	..RING, ROTOR ASSY.....	2	
- 20	120-006C77-71	..SHIM.....	4	
- 21	204-011-720-1	..CONE SET.....	2	
- 22	204-010-704-9	..BEARING, BALL, ANNULAR.....	2	
- 23	120-004C54-45	..SHIM.....	8	
- 24	204-011-732-1	..RING, TAIL ROTOR.....	2	
- 25	204-011-731-1	..SPACER, TAIL ROTOR.....	2	
- 26	BR200-140-3	..SEAL, PLAIN ENCASED (96879).....	2	
- 27	204-010-788-1	..CAP ASSY, THRUST.....	2	
- 28	AN343A	..BOLT, MACHINE (AP).....	8	
- 29	AN960-10L	..WASHER, FLAT (AP).....	8	
- 30	AN123876	..PACKING, PREFORMED.....	2	
- 31	204-010-787-1	..SPACER, SLEEVE.....	2	
- 32	204-010-789-1	..SHIM.....	2	
- 33	204-010-786-1	..HOUSING, TRUNNION.....	2	
- 34	204-010-783-1	..BEARING, ROLLER, NEEDLE	2	
- 35	204-011-722-5	..YOKE ASSY	1	
- 36	100-024-1	..PLATE, IDENT	2	
- 37	204-011-737-1	..TRUNNION ASSY.....	1	
- 38	204-011-736-1	..RACE, INNER.....	2	

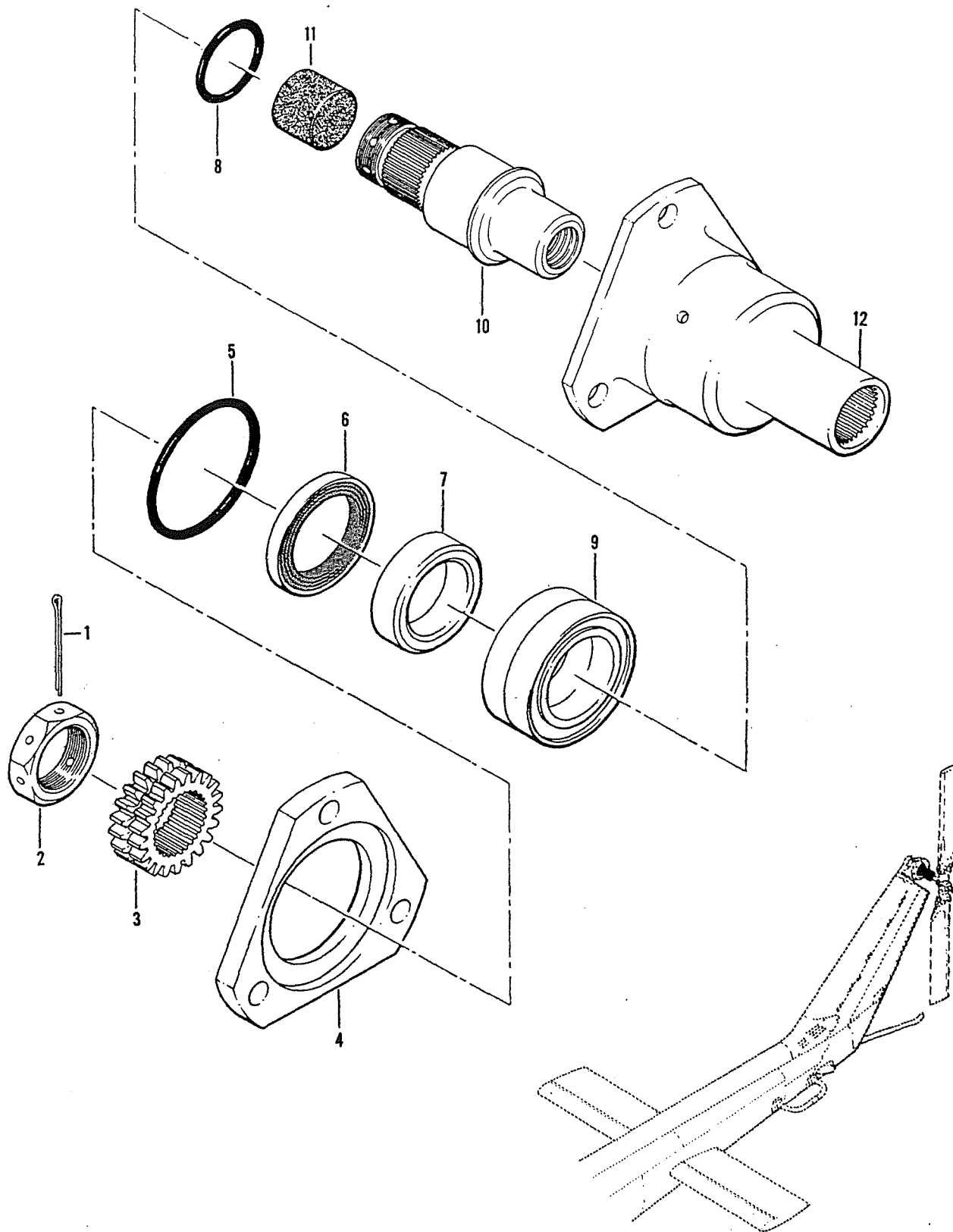


Figure 44. Quill Assembly, Tail Rotor

(1) FIGURE & INDEX NUMBER	(2) PART NUMBER	(3) DESCRIPTION	(4) UNIT PER ASSY	(5) USABLE ON CODE
44 -	204-010-740-5	QUILL ASSY (SEE FIG. 41 FOR NHA).....	REF	
- 1	MS24665-157	.PIN, COTTER.....	1	
- 2	204-010-767-1	.NUT.....	1	
- 3	1560-UH-1-753-1	.SPROCKET (81996) (USE WITH PART NO. 1560-UH-1-752 ROLLER CHAIN) (SEE FIGURE 41)	1	
- 4	204-010-746-3	.RETAINER.....	1	
- 5	MS9241-224	.PACKING, PREFORMED.....	1	
- 6	71X7062	.SEAL (73680).....	1	
- 7	204-010-766-1	.SPACER.....	1	
- 8	MS29561-116	.PACKING, PREFORMED.....	1	
- 9	204-011-712-1	.BEARING.....	1	
- 10	204-010-765-1	.NUT ASSY.....	1	
- 11	204-010-765-3	.CONTROL NUT.....	1	
- 11	NO. 5 SHORT	.PLUG (03938).....	1	
- 12	204-010-775-3	.QUILL HOUSING.....	1	

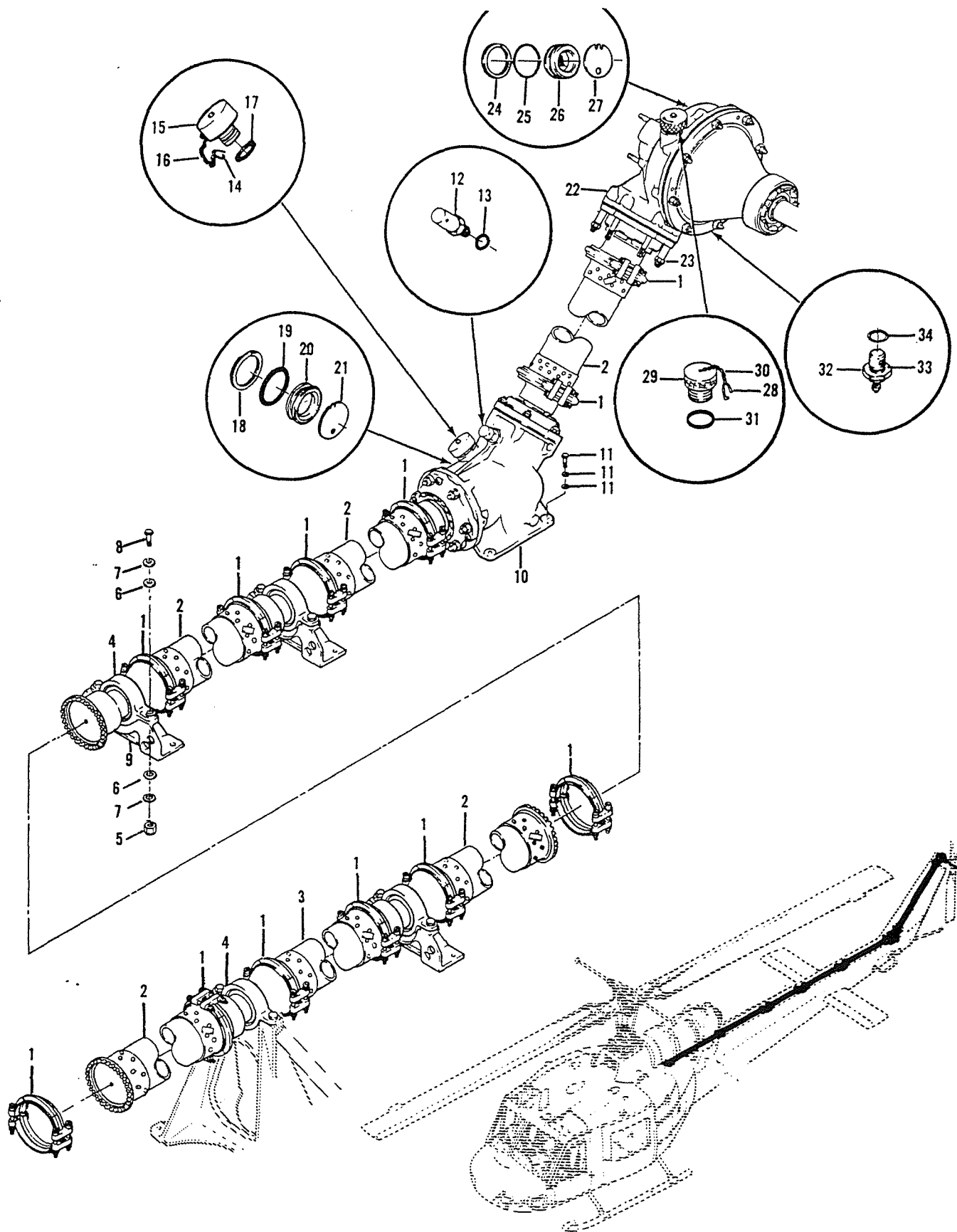


Figure 45. Drive Shaft Installation

(1) FIGURE & INDEX NUMBER	(2) PART NUMBER	(3) DESCRIPTION	(4) UNIT PER ASSY	(5) USABLE ON CODE
45 -	204-200-022-1	SECTION ASSY, HELICOPTER AFT (FOR SPARES.... REPLACEMENT USE 204-200-022-5) (SEE FIGS. 40, 41, 49, 51 THRU 56 FOR BALANCE OF BREAKDOWN)	REF	A
	204-200-022-3	SECTION ASSY, HELICOPTER AFT (FOR SPARES.... REPLACEMENT USE 204-200-022-5) (SEE FIGS. 40, 41, 49, 51 THRU 56 FOR BALANCE OF BREAKDOWN)	REF	B
	204-200-022-5	SECTION ASSY, HELICOPTER AFT (REPLACES..... 204-200-022-1 AND -3 FOR SPARES) (SEE FIGS. 40, 41, 49, 51 THRU 56 FOR BALANCE OF BREAKDOWN)	REF	
	204-040-013-1	..DRIVE SHAFT INSTL (FOR SPARES REPLACEMENT.. USE 204-040-013-5)	1	
	204-040-013-5	..DRIVE SHAFT INSTL (REPLACES 204-040-013-1). FOR SPARES)	1	
- 1	55347	..CLAMP ASSY (98625) (REPLACE WITH..... 204-040-811-1)	10	
	2380	..CLAMP ASSY (94581) (REPLACE WITH..... 204-040-811-1)	10	
	204-040-811-1	..CLAMP ASSY (REPLACES 55347 AND 2380).....	10	
	5221835-048	...NUT (72962).....	4	
	MS9089-24	...BOLT.....	4	
	204-040-809-3	...CLAMP (USBL ON 204-040-811-1).....	2	
- 2	204-040-620-3	..SHAFT ASSY (REPLACED BY 204-040-620-7)....	4	
- 2	204-040-620-7	..SHAFT ASSY (REPLACES 204-040-620-3).....	1	
- 3	204-040-620-5	..SHAFT ASSY (WHEN EXHAUSTED USE..... 204-040-620-9)	1	
	204-040-620-9	..SHAFT ASSY (USE 204-040-620-5 UNTIL..... EXHAUSTED)	1	
- 4	204-040-600-7	..HANGER ASSY (REPLACED BY 212-040-600-5)... (USBL ON 204-040-013-1) (SEE FIG. 48 FOR DETAIL BREAKDOWN)	4	
	204-040-600-9	..HANGER ASSY (REPLACED BY 212-040-600-5)... (USBL ON 204-040-013-1) (SEE FIG. 48 FOR DETAIL BREAKDOWN)	4	
	204-040-600-11	..HANGER ASSY (REPLACED BY 212-040-600-5)... (SEE FIG. 48 FOR DETAIL BREAKDOWN)	4	
	212-040-600-5	..HANGER ASSY (REPLACES 204-040-600-7,-9,... -11) (SEE FIG. 48 FOR DETAIL BREAKDOWN)	4	
- 5	MS21042-4	...NUT (AP).....	2	
- 6	AN960PD416	...WASHER (AP).....	4	
- 7	AN960-416L	...WASHER (AP).....	4	
- 8	AN4-10A	...BOLT (AP).....	2	
- 9	204-030-818-007	..FITTING (SEE FIG. 56 FOR INSTL) (SUPERSEDED BY 204-030-818-101)	4	
	204-030-818-101	..FITTING (SUPERSEDES 204-030-818-7)	4	
- 10	204-040-003-23	..GEAR BOX ASSY, 42 DEGREE (WHEN EXHAUSTED.. USE 204-040-003-37) (SEE FIG. 46 FOR BALANCE OF BREAKDOWN)	1	
	204-040-003-37	..GEAR BOX ASSY, 42 DEGREE (USE 204-040-.... 003-23 UNTIL EXHAUSTED) (SEE FIG. 46 FOR BALANCE OF BREAKDOWN)	1	
- 11	NAS1197-416L	...WASHER (AP).....	4	
	AN960-416L	...WASHER (AP).....	4	
	AN4H11A	...BOLT (AP).....	4	
- 12	AR14	...VENT CAP (97484).....	1	
- 13	MS35769-6	...GASKET.....	1	
- 14	AN416-2	...RETAINING PIN.....	1	
- 15	204-040-502-11	...CAP ASSY.....	1	
- 16	NAS1455A00-4	...CHAIN.....	1	
- 17	MS29561-210	...PACKING.....	1	
- 18	RRT150C	...RETAINING RING (80756).....	1	
- 19	MS29561-21R	...PACKING.....	1	
- 20	204-040-514-1	...SIGHT GLASS.....	1	
- 21	204-040-508-1	...SIGHT INDICATOR.....	1	

Section II
Group Assembly Parts List

T.O. 1H-1(U)F-4

(1) FIGURE & INDEX NUMBER	(2) PART NUMBER	(3) DESCRIPTION	(4) UNIT PER ASSY	(5) USABLE ON CODE
- 22	204-040-012-7	..GEAR BOX ASSY, 90 DEGREE (WHEN EXHAUSTED.. USE 204-040-012-13) (SEE FIG. 47 FOR BALANCE OF BREAKDOWN)	1	
	204-040-012-13	..GEAR BOX ASSY, 90 DEGREE (USE 204-040-.... 012-7 UNTIL EXHAUSTED) (SEE FIG. 47 FOR	1	

(1) FIGURE & INDEX NUMBER	(2) PART NUMBER	(3) DESCRIPTION	(4) UNIT PER ASSY	(5) USABLE ON CODE
45 - - 23 - 24 - 25 - 26 - 27 - 28 - 29 - 30 - 31 - 32 - 33 - 34	MS21042L5 NAS1197-516L AN960-516L RRT150C MS29561-218 204-040-514-1 204-040-508-1 AN416-2 204-040-502-9 NAS1455A00-4 MS29561-210 B752G MS29561-011 MS35769-11	BALANCE OF BREAKDOWN) ..NUT (AP)..... ..WASHER (AP)..... ..WASHER (AP)..... ...RETAINING RING (80756)..... ...PACKING, PREFORMED..... ...SIGHT GLASS..... ...SIGHT INDICATOR..... ...RETAINING PIN..... ...CAP ASSY..... ...CHAIN..... ...PACKING, PREFORMED..... ...CHIP DETECTOR (97484)..... ...PACKING, PREFORMED..... ...GASKET.....	6 6 6 1 1 1 1 1 1 1 1 1 1 1	
		CODING EXPLANATION CODE SERIAL NUMBERS A 63-13141 THRU 65-7942 B 65-7943 AND SUBSEQUENT		

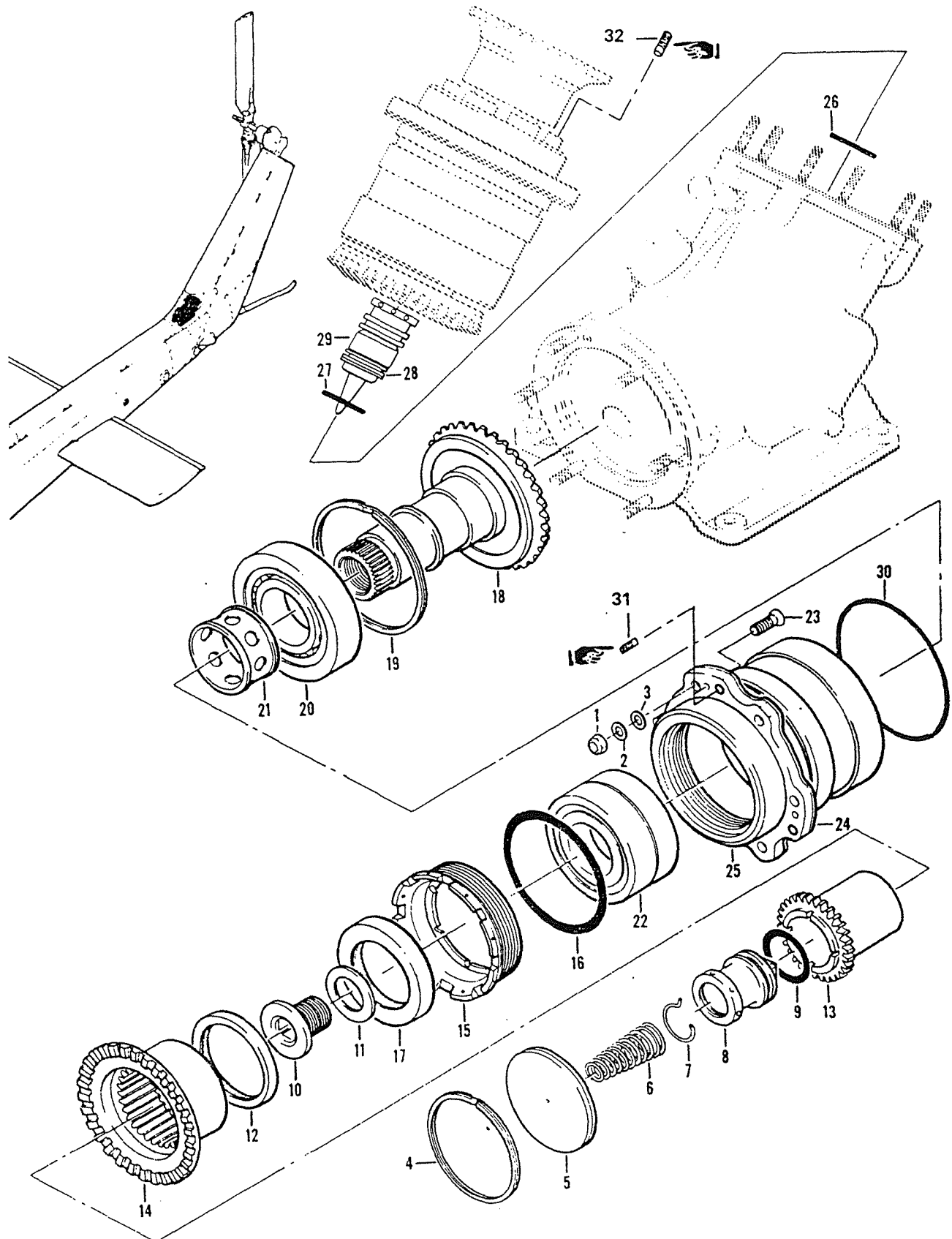


Figure 46. Quill Assembly, 42° Gearbox

(1) FIGURE & INDEX NUMBER	(2) PART NUMBER	(3) DESCRIPTION	(4) UNIT PER ASSY	(5) USABLE ON CODE
46 -	204-040-003-23	GEAR BOX ASSY (WHEN EXHAUSTED USE..... 204-040-003-37) (SEE FIG. 45 FOR BALANCE OF BREAKDOWN) (SEE FIG. 45 FOR NHA)	REF	
	204-040-003-37	GEAR BOX ASSY (USE 204-040-003-23 UNTIL..... EXHAUSTED) (SEE FIG. 45 FOR BALANCE OF BREAKDOWN) (SEE FIG. 45 FOR NHA)	REF	
	204-040-003-33	.QUILL ASSY, GEAR BOX 42 DEG.....	1	
	204-040-003-35	.QUILL ASSY, GEAR BOX 42 DEG..... (ATTACHING PARTS)	1	
- 1	MS21042L4	..NUT.....	6	
- 2	AN960-416L	..WASHER.....	6	
- 3	NAS1197-416L	..WASHER.....	6	

- 4	RRT237C	..RING, RETAINING (80756).....	1	
- 5	204-040-610-1	..PLATE ASSY.....	1	
- 6	204-040-608-1	..SPRING.....	1	
- 7	204-040-609-1	..RING, RETAINING.....	1	
- 8	204-040-607-1	..RETAINER, SPRING (USBL ON 204-040-003-33).....	1	
- 8	204-040-607-3	..RETAINER, SPRING (USBL ON 204-040-003-35).....	1	
- 9	MS29561-216	..PACKING, PREFORMED.....	1	
- 10	204-040-612-1	..BOLT.....	1	
- 11	204-040-606-1	..WASHER.....	1	
- 12	204-040-611-1	..SEAL.....	1	
- 13	204-040-603-7	..COUPLING, SHAFT RIGID.....	1	
- 14	204-040-604-5	..COUPLING, SHAFT SLIDING.....	1	
- 15	204-040-185-3	..NUT.....	1	
- 16	MS29561-233	..PACKING, PREFORMED.....	1	
- 17	451858H60	..SEAL (80756).....	1	
- 18	204-040-500-7	..GEAR, PINION (USBL ON 204-040-003-33)..... (ALTERNATE PART)	1	
- 18	204-040-500-9	..GEAR, PINION.....	1	
- 18	204-040-500-8	..GEAR, PINION (USBL ON 204-040-003-35)..... (ALTERNATE PART)	1	
- 18	204-040-500-10	..GEAR, PINION.....	1	
- 19	RR314L	..RING, RETAINING (80756).....	1	
- 20	204-040-310-1	..BEARING.....	1	
- 21	204-040-170-5	..SPACER, SLEEVE.....	1	
- 22	204-040-143-1	..BEARING, DUPLEX.....	1	
	204-040-305-1	..SLEEVE ASSY.....	1	
- 23	AN507-440R5	..SCREW.....	3	
- 24	204-040-305-17	..PLATE, SHIM.....	1	
- 25	204-040-305-5	..SLEEVE.....	1	
- 26	RR118L	..RING, RETAINING (80756) (USBL ON..... 204-040-003-35) (ALTERNATE PART)	1	
- 26	RR118	..RING, RETAINING (80756) (USBL ON..... 204-040-003-35)	1	
- 27	MS29561-023	..PACKING, PREFORMED (USBL ON..... 204-040-003-35)	1	
	204-040-510-13	..COLLECTOR ASSY (USBL ON 204-040-003-35)...	1	
- 28	204-040-510-15	..SLEEVE.....	1	
- 29	204-040-510-11	..CONE.....	1	
- 30	MS29561-237	..PACKING, PREFORMED.....	1	
- 31	120-152-5-8	.. SETSCREW, NYLON.....	3	
- 32	120-152-5-8	.. SETSCREW, NYLON.....	3	

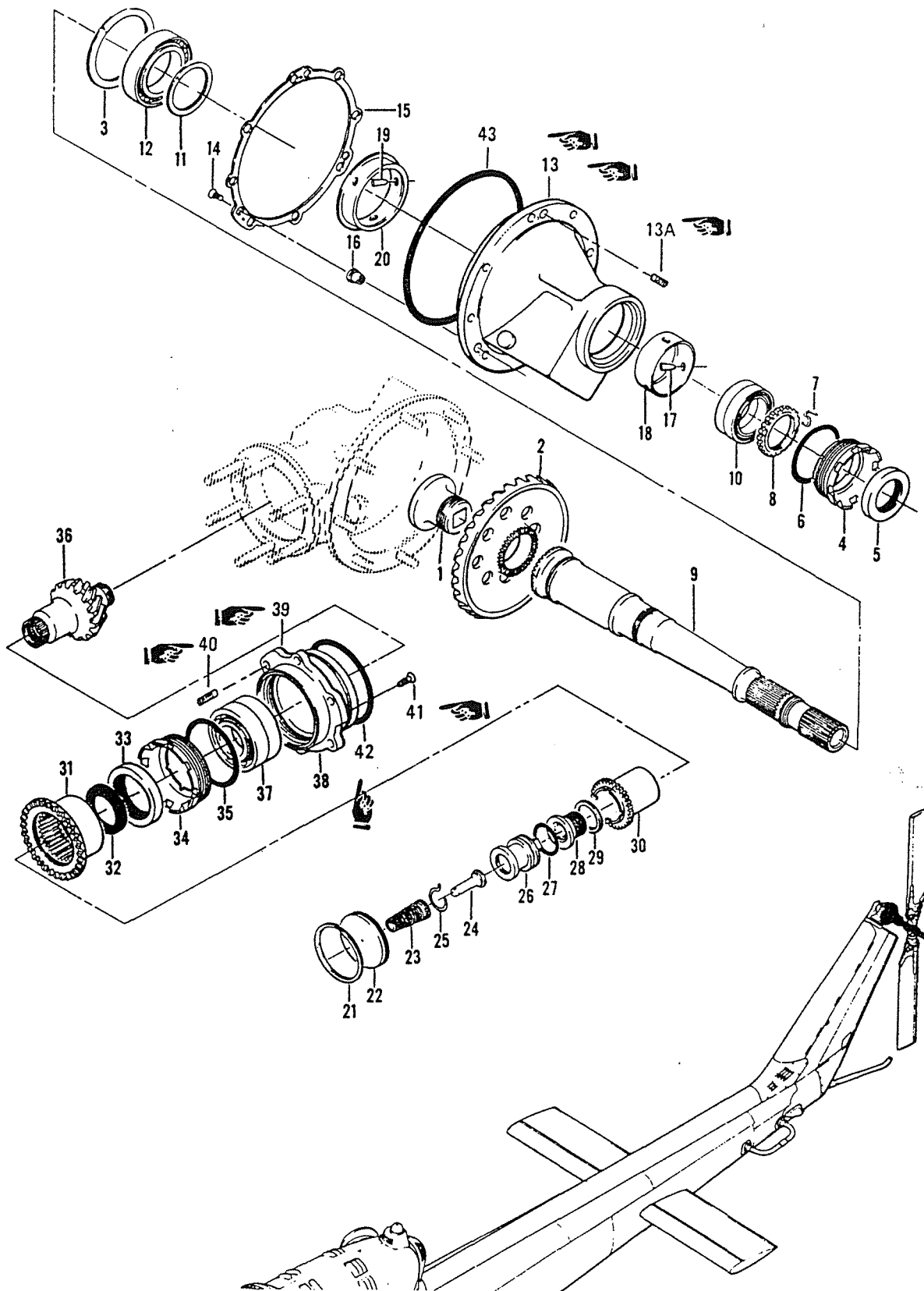


Figure 47. Quill Assembly, 90° Gearbox

(1) FIGURE & INDEX NUMBER	(2) PART NUMBER	(3) DESCRIPTION	(4) UNIT PER ASSY	(5) USABLE ON CODE
47 -	204-040-012-7	GEAR BOX ASSY, 90 DEGREE (WHEN EXHAUSTED USE 204-040-012-13) (SEE FIG. 45 FOR BALANCE OF BREAKDOWN) (SEE FIG. 45 FOR NHA)	REF	
	204-040-012-13	GEAR BOX ASSY, 90 DEGREE (USE 204-040-012-7. UNTIL EXHAUSTED) (SEE FIG. 45 FOR BALANCE OF BREAKDOWN) (SEE FIG. 45 FOR NHA)	REF	
	204-040-012-9	..QUILL ASSY, 90 DEGREE GEAR BOX.....	1	
- 1	204-040-405-1	..BOLT.....	1	
- 2	204-040-401-5	..GEAR.....	1	
- 3	RR314	..RETAINER (80756).....	1	
- 4	204-040-427-1	..NUT (USE FOR SHIPPING ONLY).....	1	
- 5	450171J60	..SEAL (01212).....	1	
- 6	MS29561-205 235	..PACKING, PREFORMED.....	1	
- 7	204-040-413-1	..CLIP.....	1	
- 8	204-040-412-1	..NUT.....	1	
- 9	204-040-402-7	..SHAFT.....	1	
- 10	204-040-424-1	..BEARING.....	1	
- 11	RS196	..RETAINER (80756).....	1	
- 12	204-040-407-3	..BEARING.....	1	
- 13	204-040-425-1	..SLEEVE ASSY.....	1	
- 13A	120-151-48	..SETSCREW, NYLON.....	3	
- 14	MS24693S4	..SCREW.....	3	
- 15	204-040-425-5	..PLATE.....	1	
- 16	REA048	..CLINCH NUT (83324).....	3	
- 17	AN385-40P3	..PIN.....	3	
- 18	204-040-425-3	..SLEEVE.....	1	
- 19	AN385-30P4	..PIN.....	3	
- 20	204-040-416-1	..LINER.....	1	
	204-040-012-11	..QUILL ASSY, 90 DEGREE GEAR BOX.....	1	
- 21	RRT237C	..RETAINER (80756).....	1	
- 22	204-040-610-1	..PLATE ASSY.....	1	
- 23	204-040-608-1	..SPRING.....	1	
- 24	204-040-422-1	..SPACER.....	1	
- 25	204-040-609-1	..SPRING LOCK.....	1	
- 26	204-040-607-1	..RETAINER.....	1	
- 27	MS29561-216	..PACKING, PREFORMED.....	1	
- 28	204-040-612-1	..BOLT.....	1	
- 29	204-040-606-1	..WASHER.....	1	
- 30	204-040-603-5	..COUPLING.....	1	
- 31	204-040-604-5	..COUPLING.....	1	
- 32	204-040-611-1	..SEAL.....	1	
- 33	451858H60	..SEAL (76680).....	1	
- 34	204-040-185-3	..NUT.....	1	
- 35	MS29561-233	..PACKING, PREFORMED.....	1	
- 36	204-040-400-7	..PINION.....	1	
- 37	204-040-143-1	..BEARING.....	1	
- 38	204-040-423-1	..SLEEVE ASSY.....	1	
- 39	204-040-423-5	..PLATE, SHIM.....	1	
- 40	120-152-5-6	..SET SCREW, NYLON.....	3	
- 41	AN507-440R5	..SCREW.....	3	
- 42	MS29561-237	..PACKING, PREFORMED.....	1	
- 43	MS29561-259	..PACKING, PREFORMED.....	1	

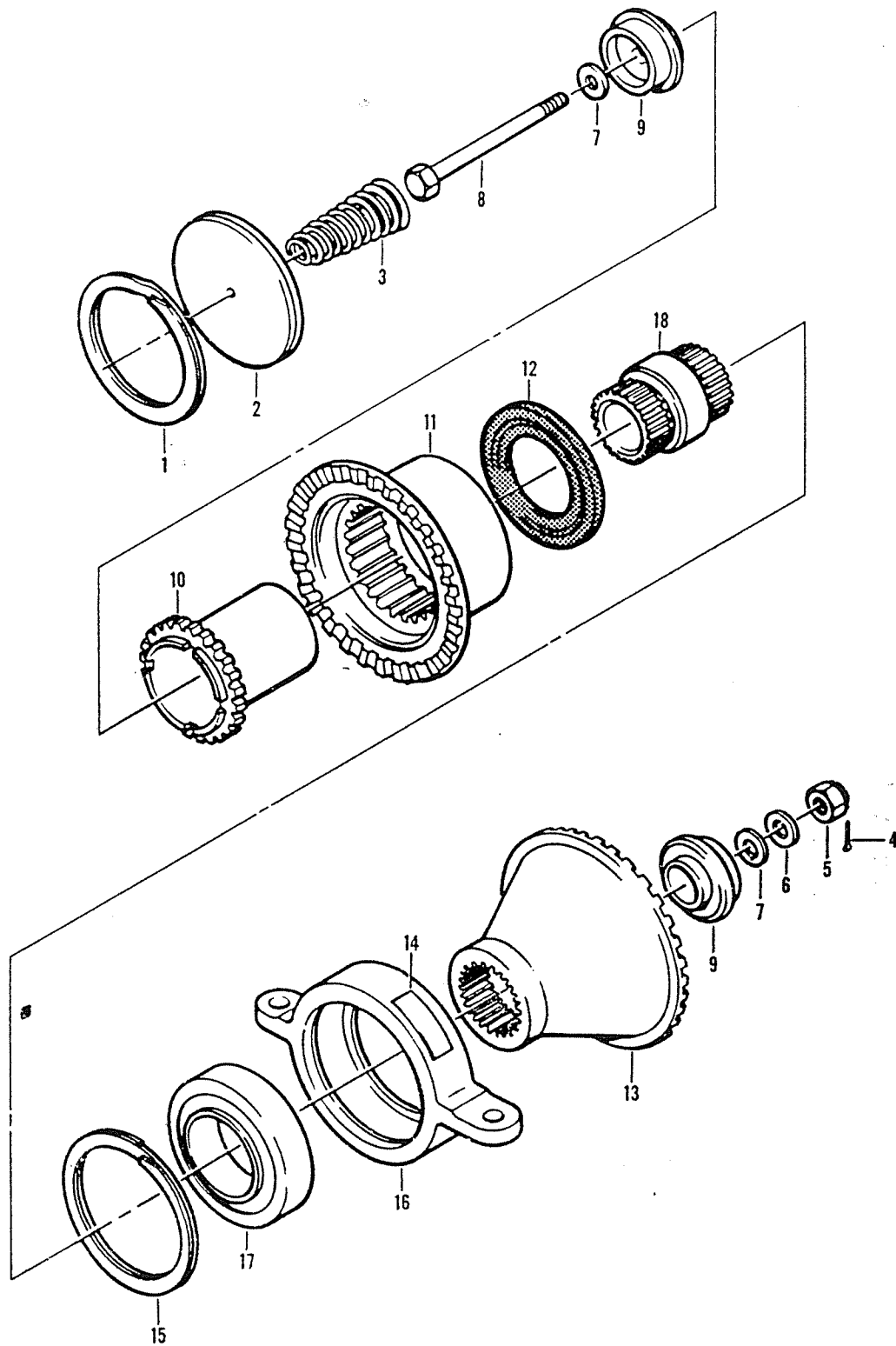


Figure 48. Hanger Assembly, Tail Rotor Drive Shaft

(1) FIGURE & INDEX NUMBER	(2) PART NUMBER	(3) DESCRIPTION	(4) UNIT PER ASSY	(5) USABLE ON CODE
48 -	204-040-600-7	HANGER ASSY (WHEN EXHAUSTED USE..... 212-040-600-5) (SEE FIG. 45 FOR NHA)	REF	
	204-040-600-9	HANGER ASSY (WHEN EXHAUSTED USE..... 212-040-600-5) (SEE FIG. 45 FOR NHA)	REF	
	204-040-600-11	HANGER ASSY (WHEN EXHAUSTED USE..... 212-040-600-5) (SEE FIG. 45 FOR NHA)	REF	
	212-040-600-5	HANGER ASSY (USE 204-040-600-7,-9,-11 UNTIL EXHAUSTED) (SEE FIG. 45 FOR NHA)	REF	
- 1	RRT237C	.RING (80756).....	1	
- 2	204-040-610-1	.PLATE ASSY.....	1	
- 3	204-040-608-1	.SPRING.....	1	
- 4	MS24665-153	.COTTER PIN.....	1	
- 5	AN310-4	.NUT.....	1	
- 6	AN960-416L	.WASHER.....	1	
- 7	AN960PD416	.WASHER.....	2	
- 8	AN4-30	.BOLT (USBL ON 204-040-600-7,-9,-11).....	1	
- 9	AN4-31	.BOLT (USBL ON 212-040-600-5).....	1	
- 9	204-040-616-1	.PLATE (REPLACED BY 204-040-616-5).....	2	
- 9	204-040-616-5	.PLATE (REPLACES 204-040-616-1).....	2	
- 10	204-040-603-5	.COUPLING..... (ALTERNATE PART)	1	
- 10	204-040-603-7	.COUPLING.....	1	
- 11	204-040-604-5	.COUPLING.....	1	
- 12	204-040-611-1	.SEAL.....	1	
- 13	204-040-614-3	.COUPLING (USBL ON 204-040-600-7,-9,-11).....	1	
- 13	212-040-614-1	.COUPLING (USBL ON 212-040-600-5).....	1	
- 14	100-006-2	.PLATE (WHEN EXHAUSTED USE 100-024-1).....	1	
- 14	100-024-1	.PLATE (USE 100-006-2 UNTIL EXHAUSTED).....	1	
- 15	RR244C	.RING (80756)..... (ALTERNATE PART)	1	
- 15	M27426-3159D	.RING (REPLACED BY 204-040-617-17).....	1	
- 16	204-040-617-5	.HANGER (REPLACED BY 204-040-617-17).....	1	
- 16	204-040-617-17	.HANGER (REPLACES 204-040-617-5) (USBL ON... 204-040-600-7,-9,-11)	1	
- 16	204-040-617-15	.HANGER (USBL ON 212-040-600-5).....	1	
- 17	204-040-615-3	.BEARING (WHEN EXHAUSTED USE 204-040-623-5).	1	
	204-040-623-5	.BEARING (USE 204-040-615-3 UNTIL EXHAUSTED) (USBL ON 204-040-600-7,-9,-11)	1	
- 17	204-040-623-3	.BEARING (USBL ON 212-040-600-5).....	1	
- 18	204-040-602-3	.SHAFT..... (ALTERNATE PART)	1	
- 18	204-040-602-5	.SHAFT.....	1	

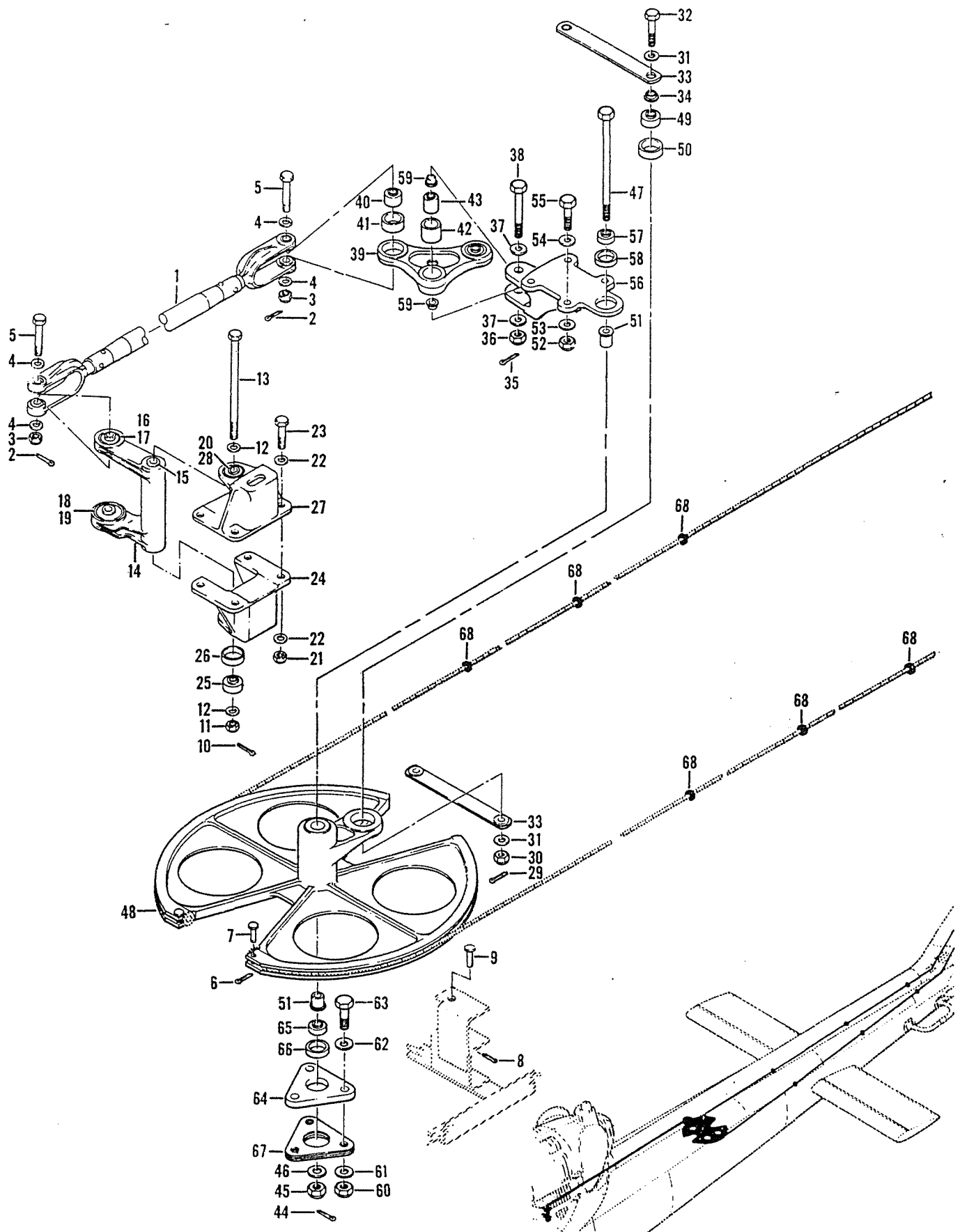


Figure 49. Tail Rotor Control, Aft Cable Installation

(1) FIGURE & INDEX NUMBER	(2) PART NUMBER	(3) DESCRIPTION	(4) UNIT PER ASSY	(5) USABLE ON CODE
49 -	204-200-022-1	SECTION ASSY, HELICOPTER AFT (FOR SPARES USE 204-200-022-5) (SEE FIGS. 40, 41, 45, 51 THRU 56 FOR BALANCE OF BREAKDOWN)	REF	A
	204-200-022-3	SECTION ASSY, HELICOPTER AFT (FOR SPARES USE 204-200-022-5) (SEE FIGS. 40, 41, 45, 51 THRU 56 FOR BALANCE OF BREAKDOWN)	REF	B
	204-200-022-5	SECTION ASSY, HELICOPTER AFT (REPLACES..... 204-200-022-1 AND -3 FOR SPARES) (SEE FIGS. 40, 41, 45, 51 THRU 56 FOR BALANCE OF BREAKDOWN)	REF	
	204-001-065-3	CONTROLS INSTL, CABLE, TAIL ROTOR, AFT (SEE FIG. 50 FOR BALANCE OF BREAKDOWN)	1	
- 1	204-001-070-1	..TUBE ASSY.....	1	
- 2	MS24665-151	..PIN, COTTER (AP).....	2	
- 3	MS17825-4	..NUT (AP).....	2	
- 4	AN960PD416	..WASHER (AP).....	4	
- 5	AN174-20	..BOLT (AP).....	2	
- 6	MS24665-148	..COTTER PIN.....	2	
- 7	MS20392-1C19	..PIN.....	2	
- 8	MS24665-151	..PIN, COTTER.....	2	
- 9	MS20392-2C35	..PIN.....	2	
	204-001-844-1	..BELLCRANK ASSY.....	1	
- 10	MS24665-151	..PIN, COTTER (AP).....	1	
- 11	MS17825-4	..NUT (AP).....	1	
- 12	AN960-416	..WASHER (AP).....	2	
- 13	AN174-60	..BOLT (AP).....	1	
- 14	204-001-844-3	..BELLCRANK.....	1	
- 15	85B9-15-32-22	...BUSHING (WHEN EXHAUSTED USE..... 22-009-15-32-22)	2	
	22-009-15-32-22	...BUSHING (USE 85B9-15-32-22 UNTIL..... EXHAUSTED)	2	
- 16	23S4-4A	...SLEEVE (WHEN EXHAUSTED USE 120-013-4A)...	1	
	120-013-4A	...SLEEVE (USE 23S4-4A UNTIL EXHAUSTED).....	1	
- 17	AN206DSP4	...BEARING.....	1	
- 18	23S4-5A	...SLEEVE (WHEN EXHAUSTED USE 120-013-5A)...	1	
	120-013-5A	...SLEEVE (USE 23S4-5A UNTIL EXHAUSTED).....	1	
- 19	AN206DSP5	...BEARING.....	1	
- 20	AN201KP4A	..BEARING.....	1	
- 21	MS21042L4	..NUT.....	4	
- 22	NAS1197-416	..WASHER.....	8	
- 23	AN174-14A	..BOLT.....	4	
	204-001-854-1	..SUPPORT ASSY.....	1	
- 24	204-001-854-3	..SUPPORT.....	1	
- 25	AN201KP4A	..BEARING.....	1	
- 26	23S3-4A	...SLEEVE (WHEN EXHAUSTED USE 120-012-4A)...	1	
	120-012-4A	...SLEEVE (USE 23S3-4A UNTIL EXHAUSTED).....	1	
	204-001-854-2	..SUPPORT ASSY.....	1	
- 27	204-001-854-3	..SUPPORT.....	1	
- 28	23S3-4S	...SLEEVE (WHEN EXHAUSTED USE 120-012-4S)...	1	
	120-012-4S	...SLEEVE (USE 23S3-4S UNTIL EXHAUSTED).....	1	
	204-001-784-1	..LINK ASSY.....	2	
- 29	MS24665-151	..PIN, COTTER (AP).....	2	
- 30	MS17825-4	..NUT (AP).....	2	
- 31	AN960PD416	..WASHER (AP).....	4	
- 32	AN174-15	..BOLT (AP).....	2	
- 33	204-001-784-3	..LINK.....	1	
- 34	85B6-15-15-16	...BUSHING (WHEN EXHAUSTED USE..... 22-006-15-15-16)	2	
	22-006-15-15-16	...BUSHING (USE 85B6-15-15-16 UNTIL..... EXHAUSTED)	2	
	204-001-800-1	..BELLCRANK ASSY.....	1	
- 35	MS34665-151	..PIN, COTTER (AP).....	1	
- 36	MS17825-4	..NUT (AP).....	1	
- 37	NAS1197-416	..WASHER (AP).....	2	
- 38	AN174-20	..BOLT (AP).....	1	
- 39	204-001-800-3	..BELLCRANK.....	1	
- 40	AN206DSP4	..BEARING.....	2	
- 41	23S4-4A	...SLEEVE (WHEN EXHAUSTED USE 120-013-4A)...	2	
	120-013-4A	...SLEEVE (USE 23S4-4A UNTIL EXHAUSTED).....	2	

(1) FIGURE & INDEX NUMBER	(2) PART NUMBER	(3) DESCRIPTION	(4) UNIT PER ASSY	(5) USABLE ON CODE
49 - 42	23S6-4KA	...SLEEVE (WHEN EXHAUSTED USE 120-015-4KA)..	1	
- 43	120-015-4KA	...SLEEVE (USE 23S6-4KA UNTIL EXHAUSTED)....	1	
	DW4K	...BEARING (21335).....	1	
- 44	204-001-779-5	..QUADRANT ASSY.....	1	
- 45	MS24665-151	..PIN, COTTER (AP).....	1	
- 46	MS17825-4	..NUT (AP).....	1	
- 47	AN960-416	..WASHER (AP).....	1	
- 48	AN174-57	..BOLT (AP).....	1	
- 49	204-001-779-7	..QUADRANT.....	1	
- 50	AN206DSP4	..BEARING.....	1	
- 51	23S4-4A	...SLEEVE (WHEN EXHAUSTED USE 120-013-4A)...	1	
	120-013-4A	...SLEEVE (USE 23S4-4A UNTIL EXHAUSTED).....	1	
	8589-15-37-22	...BUSHING (WHEN EXHAUSTED USE.....	2	
		22-009-15-37-22)		
	22-009-15-37-22	...BUSHING (USE 8589-15-37-22 UNTIL.....	2	
		EXHAUSTED)		
- 52	MS21042L4	..NUT.....	4	
- 53	NAS1197-416	..WASHER.....	4	
- 54	AN960PD416	..WASHER.....	4	
- 55	AN4-7A	..BOLT.....	4	
	204-001-795-5	..SUPPORT ASSY.....	1	
- 56	204-001-795-3	..SUPPORT.....	1	
- 57	AN201KP4A	..BEARING.....	1	
- 58	23S3-4A	...SLEEVE (WHEN EXHAUSTED USE 120-012-4A)...	1	
	120-012-4A	...SLEEVE (USE 23S3-4A UNTIL EXHAUSTED).....	1	
- 59	8586-15-19-16	...BUSHING (WHEN EXHAUSTED USE.....	2	
		22-006-15-19-16)		
	22-006-15-19-16	...BUSHING (USE 8586-15-19-16 UNTIL.....	2	
		EXHAUSTED)		
- 60	MS21042L4	..NUT.....	3	
- 61	AN960PD416	..WASHER.....	3	
- 62	NAS1197-416	..WASHER.....	3	
- 63	AN4-7A	..BOLT.....	3	
	204-001-793-5	..SUPPORT ASSY.....	3	
- 64	204-001-793-3	..SUPPORT.....	1	
- 65	AN201KP4A	..BEARING.....	1	
- 66	23S3-4A	...SLEEVE (WHEN EXHAUSTED USE 120-012-4A)...	1	
	120-012-4A	...SLEEVE (USE 23S3-4A UNTIL EXHAUSTED).....	1	
- 67	204-001-785-1	..SHIM.....	1	
- 68	S11154-3ATS	..GROMMET (97820).....	6	
		(ALTERNATE PART)		
	50-004-1A	..FAIRLEAD ASSY.....	6	
		CODING EXPLANATION		
		CODE SERIAL NUMBERS		
		A 63-13141 THRU 65-7942		
		B 65-7943 AND SUBSEQUENT		

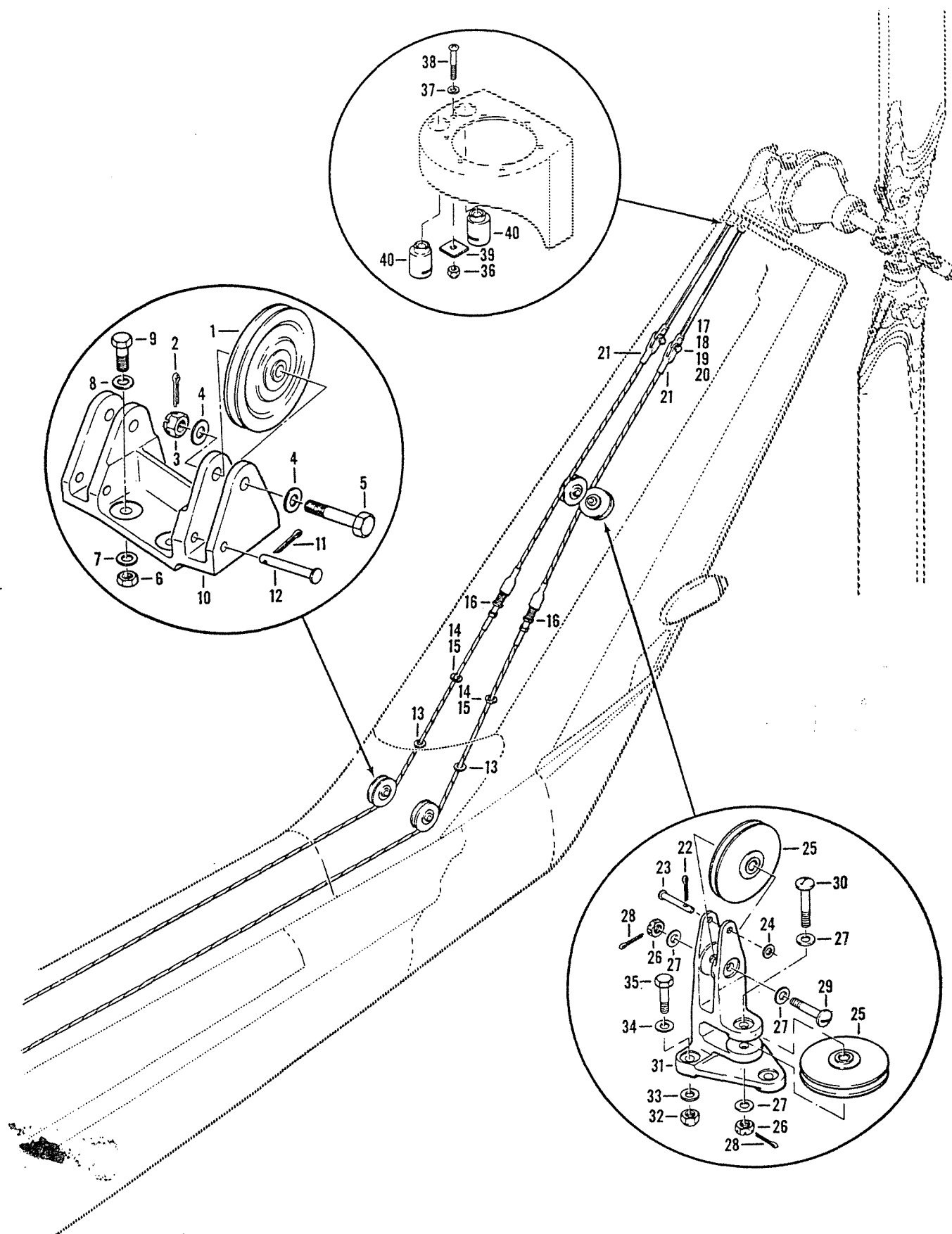


Figure 50. Tail Rotor Control, Aft Cable-Installation, Aft Section

(1) FIGURE & INDEX NUMBER	(2) PART NUMBER	(3) DESCRIPTION	(4) UNIT PER ASSY	(5) USABLE ON CODE
50 -	204-001-065-3	CONTROLS INSTL, CABLE, TAIL ROTOR (AFT TAIL BOOM SECTION) (SEE FIG. 49 FOR NHA) (SEE FIG. 49 FOR BALANCE OF BREAKDOWN)	REF	
- 1	MS20220-2	.PULLEY.....	2	
- 2	MS24665-152	.PIN, COTTER (AP).....	2	
- 3	MS17825-5	.NUT (AP).....	2	
- 4	NAS1197-516	.WASHER (AP).....	4	
- 5	AN175-14	.BOLT (AP).....	2	
	205-001-709-1	.BRACKET ASSY.....	1	
- 6	MS21042L4	.NUT (AP).....	4	
- 7	AN960PD416	.WASHER (AP).....	4	
- 8	NAS1197-416	.WASHER (AP).....	4	
- 9	AN4-6A	.BOLT (AP).....	4	
- 10	205-001-709-3	.BRACKET, PULLEY.....	1	
- 11	MS24665-148	.PIN, COTTER.....	2	
- 12	MS20392-2C43	.PIN.....	2	
- 13	S11154-8CTS	.GROMMET (97820).....	2	
		(ALTERNATE PART)		
- 13	50-004-5C	.FAIRLEAD ASSY.....	2	
- 14	S11154-8ATS	.GROMMET (97820).....	2	
		(ALTERNATE PART)		
- 14	50-004-5A	.FAIRLEAD ASSY.....	2	
- 15	35Z3-32-24-15	.SHIM (WHEN EXHAUSTED USE 120-030-32-24)....	2	
		(USE WITH S11154-8ATS GROMMET)		
- 15	120-030-32-24	.SHIM (USE 35Z3-32-24-15 UNTIL EXHAUSTED)...	2	
		(USE WITH S11154-8ATS GROMMET)		
	205-001-706-13	.CABLE ASSY.....	2	
- 16	0301245	.BARREL ASSY (45402).....	2	
- 16	205-001-706-15	.CABLE.....	1	
- 16	MS20664C4	.BALL, TERMINAL.....	1	
- 16	204-001-794-1	.WASHER.....	1	
- 16	MS21260L4LH	.TERMINAL.....	1	
	205-001-720-1	.CABLE ASSY.....	2	
- 17	MS24665-151	.PIN, COTTER (AP).....	1	
- 18	MS17826-3	.NUT (AP).....	1	
- 19	AN960-10	.WASHER (AP).....	1	
- 20	AN23-11	.BOLT (AP).....	1	
- 21	205-001-720-3	.CABLE.....	1	
- 21	MS20664C4	.TERMINAL, BALL.....	1	
- 21	RA2500-4	.STRAP FORK END (91796).....	1	
- 21	0301237	.BODY (45402).....	1	
- 22	MS24665-151	.PIN, COTTER.....	1	
- 23	MS20392-2C37	.PIN (USE WITH 204-001-825-1 BRACKET).....	1	
- 23	MS20392-2C35	.PIN (USE WITH 204-001-825-3 BRACKET).....	1	
- 24	NAS1197-10L	.WASHER.....	1	
- 25	MS20220-2	.PULLEY.....	2	
- 26	MS17826-5	.NUT (AP).....	2	
- 27	NAS1197-516	.WASHER (AP).....	4	
- 28	MS24665-152	.PIN, COTTER (AP).....	2	
- 29	AN25-21	.BOLT (USE WITH 204-001-825-1 BRACKET) (AP)...	1	
	AN25-20	.BOLT (USE WITH 204-001-825-3 BRACKET) (AP)...	1	
- 30	AN25-24	.BOLT (AP).....	1	
- 31	204-001-825-1	.BRACKET, PULLEY (WHEN EXHAUSTED USE 204-... 001-825-3)	1	A
	204-001-825-3	.BRACKET, PULLEY (USE 204-001-825-1 UNTIL... EXHAUSTED)	1	
- 32	MS21042L4	.NUT (AP).....	3	
- 33	AN960PD416	.WASHER (AP).....	3	
- 34	NAS1197-416	.WASHER (AP).....	3	
- 35	AN4-7A	.BOLT (AP).....	3	
- 36	NAS679A3	.NUT.....	1	
- 37	AN960PD10	.WASHER.....	1	
- 38	AN525-10R26	.SCREW.....	1	
- 39	204-001-821-1	.SPACER.....	1	
- 40	204-001-820-1	.FAIRLEAD (REPLACED BY 205-001-776-1).....	1	
- 40	204-001-856-1	.FAIRLEAD (REPLACES 204-001-820-1 AND... 204-001-856-1)	1	
- 40	205-001-776-1	.FAIRLEAD (81996) (USE WITH PART NO.....)	1	
	1560-UH-1-755-1			

(1) FIGURE & INDEX NUMBER	(2) PART NUMBER	(3) DESCRIPTION	(4) UNIT PER ASSY	(5) USABLE ON CODE
50 -		1560-UH-1-752-1 ROLLER CHAIN,SEE FIGURE 39) CODING EXPLANATION CODE SERIAL NUMBERS A 63-13141 THRU 65-7923		



(1) FIGURE & INDEX NUMBER	(2) PART NUMBER	(3) DESCRIPTION	(4) UNIT PER ASSY	(5) USABLE ON CODE
51 -	204-200-022-1	SECTION ASSY, HELICOPTER AFT (FOR SPARES USE 204-200-022-5) (SEE FIGS. 40, 41, 45, 49, 52 THRU 56 FOR BALANCE OF BREAKDOWN)	REF	A
	204-200-022-3	SECTION ASSY, HELICOPTER AFT (FOR SPARES USE 204-200-022-5) (SEE FIGS. 40, 41, 45, 49, 52 THRU 56 FOR BALANCE OF BREAKDOWN)	REF	B
	204-200-022-5	SECTION ASSY, HELICOPTER AFT (REPLACES..... 204-200-022-1 AND -3 FOR SPARES) (SEE FIGS. 40, 41, 45, 49, 52 THRU 56 FOR BALANCE OF BREAKDOWN)	REF	
- 1	204-001-067-3	..CONTROLS INSTL, SYNCHRONIZED ELEVATOR AFT..	1	
- 2	204-001-070-9	..TUBE ASSY.....	1	
- 3	MS24665-151	..PIN, COTTER.....	2	
- 4	MS17825-4	..NUT.....	2	
- 5	AN960PD416	..WASHER.....	4	
- 6	AN174-20	..BOLT.....	2	
- 7	204-001-966-1	..BEAM ASSY.....	1	
- 8	MS24665-153	..PIN, COTTER (AP).....	1	
- 9	MS17825-5	..NUT (AP).....	1	
- 10	AN960PD516	..WASHER (AP).....	2	
- 11	AN175-21	..BOLT (AP).....	1	
- 12	204-001-966-3	..BEAM, WALKING.....	1	
- 13	AN206DSP4	..BEARING.....	2	
- 14	DW5	..BEARING (21335).....	1	
- 15	204-001-965-1	..SUPPORT ASSY.....	1	
- 16	MS21042L4	..NUT (AP).....	4	
- 17	AN960PD416	..WASHER (AP).....	8	
- 18	AN4-12A	..BOLT (AP).....	4	
- 19	204-001-965-3	..SUPPORT.....	1	
- 20	8587-19-19-18	..BUSHING (WHEN EXHAUSTED USE 22-007-19-19-18)	2	
- 21	22-007-19-19-18	..BUSHING (USE 8587-19-19-18 UNTIL EXHAUSTED)	2	
- 22	204-001-070-5	..TUBE ASSY.....	1	
- 23	MS24665-151	..PIN, COTTER.....	1	
- 24	MS17825-4	..NUT.....	1	
- 25	AN960PD416	..WASHER.....	2	
- 26	AN174-20	..BOLT.....	1	
- 27	MS24665-153	..PIN, COTTER.....	1	
- 28	MS17825-5	..NUT.....	1	
- 29	AN960PD516	..WASHER.....	2	
- 30	AN175-20	..BOLT.....	1	
- 31	MS17825-4	..NUT.....	2	
- 32	AN960-416	..WASHER.....	2	
- 33	AN960PD416	..WASHER.....	2	
- 34	AN174-20	..BOLT.....	2	
- 35	204-001-967-1	..IDLER ASSY.....	1	
- 36	MS24665-153	..PIN, COTTER (AP).....	1	
- 37	MS17825-5	..NUT (AP).....	1	
- 38	AN960PD516	..WASHER (AP).....	2	
- 39	AN175-16	..BOLT (AP).....	1	
- 40	204-001-967-3	..IDLER.....	1	
- 41	AN206DSP4	..BEARING.....	2	
- 42	DW5	..BEARING (21335).....	1	
- 43	204-001-072-7	..TUBE ASSY.....	1	
- 44	MS24665-151	..PIN, COTTER.....	2	
- 45	204-001-968-1	..BELLCRANK ASSY.....	1	
- 46	MS24665-151	..PIN, COTTER (AP).....	1	
- 47	MS17825-4	..NUT (AP).....	1	
- 48	AN960-416	..WASHER (AP).....	2	
- 49	AN174-34	..BOLT (AP).....	1	
- 50	204-001-968-3	..BELLCRANK.....	1	
- 51	AN206DSP4	..BEARING.....	1	
- 52	AN206DSP5	..BEARING.....	1	
- 53	8586-15-32-16	..BUSHING (WHEN EXHAUSTED USE 22-006-15-32-16)	2	
- 54	22-006-15-32-16	..BUSHING (USE 8586-15-32-16 UNTIL EXHAUSTED)	2	
- 55	204-001-793-5	..SUPPORT ASSY.....	2	

(1) FIGURE & INDEX NUMBER	(2) PART NUMBER	(3) DESCRIPTION	(4) UNIT PER ASSY	(5) USABLE ON CODE
51 - 48 - 49 - 50 - 51 - 52 - 53 - 54	MS21042L4 NAS1197-416 AN960PD416 AN4-6A 204-001-793-3 AN201KP4A 23S-4A 120-012-4A	..NUT (AP)..... ..WASHER (AP)..... ..WASHER (AP)..... ..BOLT (AP)..... ...SUPPORT..... ...BEARING..... ...SLEEVE (WHEN EXHAUSTED USE 120-012-4A)... ...SLEEVE (USE 23S3-4A UNTIL EXHAUSTED)..... CODING EXPLANATION CODE SERIAL NUMBERS A 63-13141 THRU 65-7942 B 65-7943 AND SUBSEQUENT	3 3 3 3 1 1 1 1	

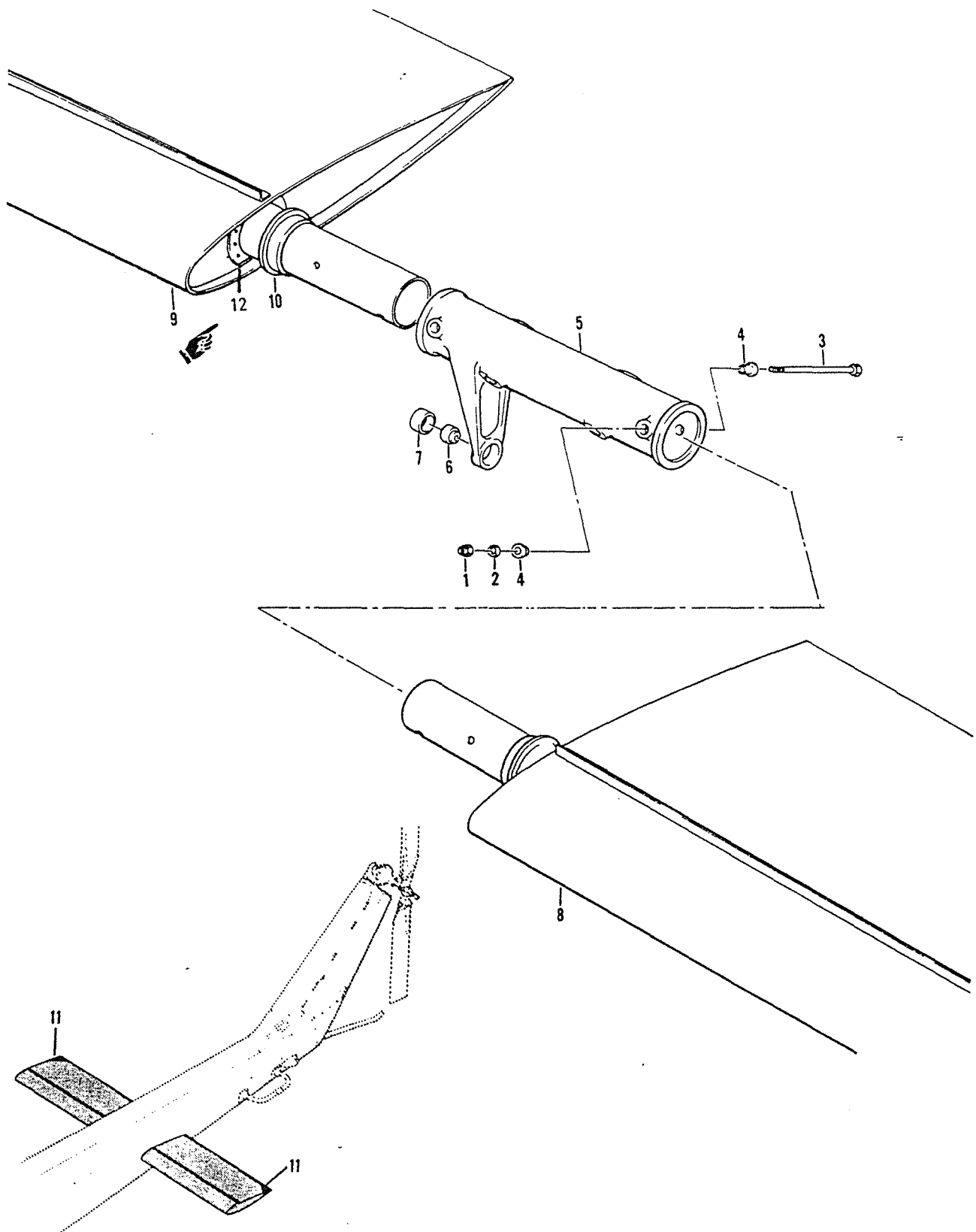


Figure 52. Elevator Installation

(1) FIGURE & INDEX NUMBER	(2) PART NUMBER	(3) DESCRIPTION	(4) UNIT PER ASSY	(5) USABLE ON CODE
52 -	204-200-022-1	SECTION ASSY, HELICOPTER AFT (FOR SPARES USE 204-200-022-5) (SEE FIGS. 40, 41, 45, 49, 51, 53 THRU 56 FOR BALANCE OF BREAKDOWN)	REF	A
	204-200-022-3	SECTION ASSY, HELICOPTER AFT (FOR SPARES USE 204-200-022-5) (SEE FIGS 40, 41, 45, 49, 51, 53 THRU 56 FOR BALANCE OF BREAKDOWN)	REF	B
	204-200-022-5	SECTION ASSY, HELICOPTER AFT (REPLACES..... 204-200-022-1 AND -3 FOR SPARES) (SEE FIGS. 40, 41, 45, 49, 51, 53 THRU 56 FOR BALANCE OF BREAKDOWN)	REF	
	204-030-858-49	..ELEVATOR INSTL.....	1	
	204-001-937-5	..HORN ASSY.....	1	
- 1	WS21042L4	..NUT (AP).....	4	
- 2	AN960-416	..WASHER (AP).....	4	
- 3	AN4-42A	..BOLT (AP).....	4	
- 4	204-001-964-3	..PUSHING (AP).....	8	
- 5	204-001-937-7	..HORN.....	1	
- 6	AN2060SP4	..BEARING.....	1	
- 7	2354-4A	..SLEEVE (WHEN EXHAUSTED USE 120-013-4A)...	1	
	120-013-4A	..SLEEVE (USE 2354-4A UNTIL EXHAUSTED).....	1	
- 8	204-030-858-43	..ELEVATOR ASSY.....	1	
- 9	204-030-858-44	..ELEVATOR ASSY.....	1	
- 10	204-030-448-9	..FITTING.....	1	
- 11	204-031-072-1	..CAP, CORNER ELEVATOR.....	1	
- 12	CR3243-5-4	..RIVET.....	6	
		CODING EXPLANATION		
		CODE SERIAL NUMBERS		
		A 63-13141 THRU 65-7942		
		B 65-7943 AND SUBSEQUENT		

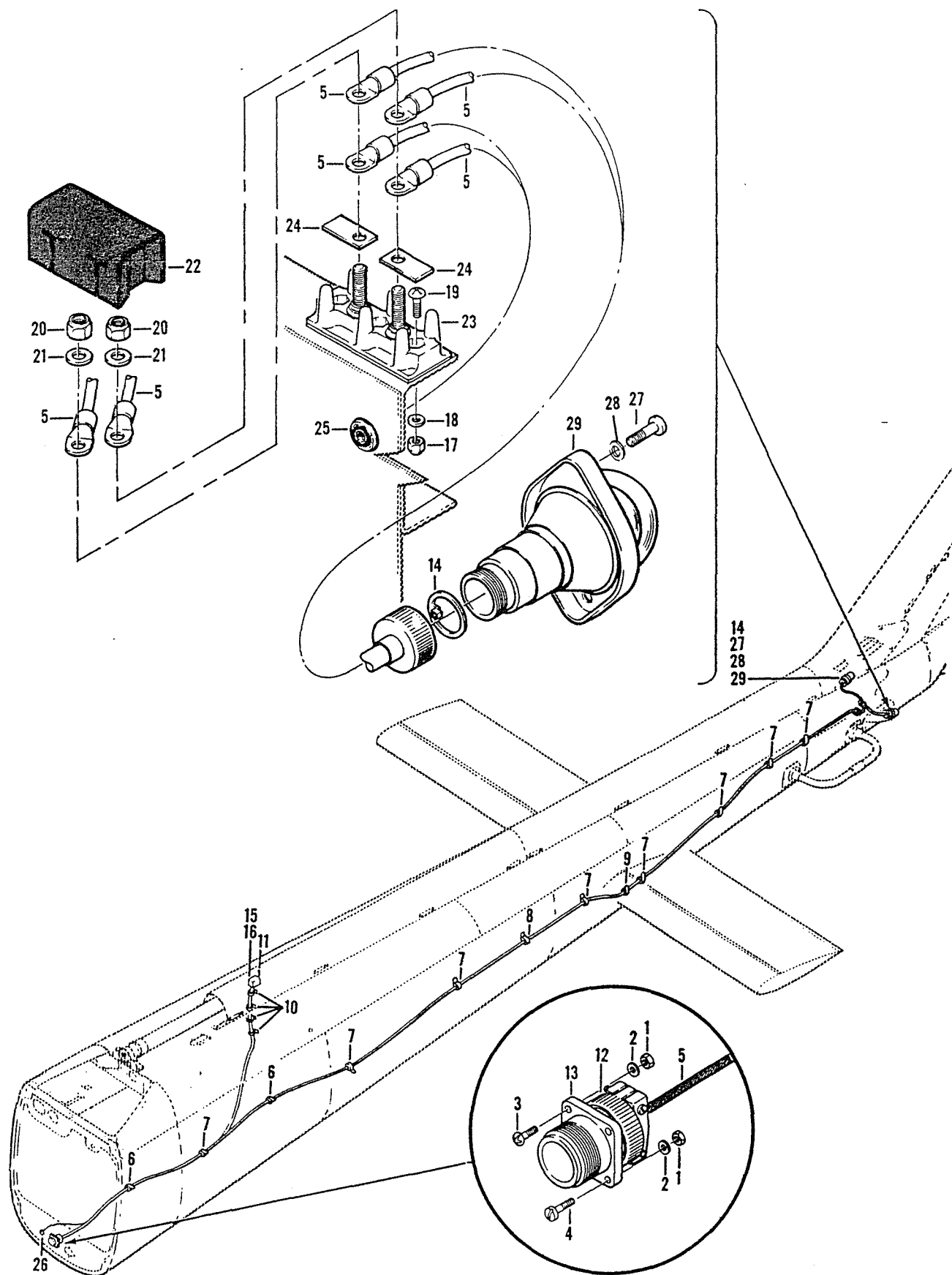


Figure 53. Electrical Installation, Aft

(1) FIGURE & INDEX NUMBER	(2) PART NUMBER	(3) DESCRIPTION	(4) UNIT PER ASSY	(5) USABLE ON CODE
53 -	204-200-022-1	SECTION ASSY, HELICOPTER AFT (FOR SPARES USE 204-200-022-5) (SEE FIGS 40, 41, 45, 49, 51, 52, 54, 55 AND 56 FOR BALANCE OF BREAKDOWN)	REF	A
	204-200-022-3	SECTION ASSY, HELICOPTER AFT (FOR SPARES USE 204-200-022-5) (SEE FIGS 40, 41, 45, 49, 51, 52, 54, 55 AND 56 FOR BALANCE OF BREAKDOWN)	REF	B
	204-200-022-5	SECTION ASSY, HELICOPTER AFT REPLACES..... 204-200-022-1 AND -3 FOR SPARES) (SEE FIGS. 40, 41, 45, 49, 51, 52, 54, 55 AND 56 FOR BALANCE OF BREAKDOWN)	REF	
	204-075-055-1	.ELECTRICAL INSTL, AFT.....	1	A
	204-075-055-5	.ELECTRICAL INSTL, AFT.....	1	B
- 1	MS21042L04	..NUT.....	4	
- 2	AN960PD4L	..WASHER.....	4	
- 3	MS35206-217	..SCREW.....	3	
- 4	MS35265-17	..SCREW.....	1	
- 5	204-175-400-3	..CABLE ASSY.....	1	A
	204-175-400-5	..CABLE ASSY.....	1	B
- 6	MS35207-263	..SCREW (AP).....	2	
	AN960PD10L	..WASHER (AP).....	2	
	MS21919DG2	..CLAMP (AP).....	2	
- 7	NAS679A3	..NUT (AP).....	16	
	AN960PD10L	..WASHER (AP).....	8	
	MS35207-263	..SCREW (AP).....	16	
	MS21919DG2	..CLAMP (AP).....	8	
	AN743-12	..BRACKET (AP).....	8	
- 8	NAS679A3	..NUT (AP).....	2	
	AN960PD10L	..WASHER (AP).....	1	
	MS35207-263	..SCREW (AP).....	2	
	MS21919DG2	..CLAMP (AP).....	1	
	AN743-12	..BRACKET (AP).....	1	
- 9	NAS679A3	..NUT (AP).....	1	
	AN960PD10L	..WASHER (AP).....	1	
	MS35207-263	..SCREW (AP).....	1	
	MS21919DG2	..CLAMP (AP).....	1	
- 10	MS35207-263	..SCREW (AP).....	4	
	AN960PD10L	..WASHER (AP).....	4	
	MS21919DG4	..CLAMP (AP).....	4	
- 11	MS35207-263	..SCREW (AP).....	1	
	AN960D10L	..WASHER (AP).....	1	
- 12	AN3057-4A	..ADAPTER.....	1	
- 13	AN3100A10SL4P	..RECEPTACLE.....	1	
- 14	AN3111-2	..RING.....	2	
	MS25036-3	..TERMINAL.....	1	
	MS25036-2	..TERMINAL.....	6	
	85T4-5-30	..TUBE, INSUL.....	1	
- 15	2PR28T	..SWITCH (91929).....	1	
- 16	MS35489-4	..GROMMET.....	1	
- 17	MS21042L04	..NUT.....	2	
- 18	AN960PD4L	..WASHER.....	2	
- 19	MS35206-215	..SCREW.....	2	
- 20	MS21042L06	..NUT.....	2	
- 21	AN961-6	..LOCKWASHER.....	2	
- 22	397-2	..COVER (94640).....	1	
	130-001-1-44	..TERMINAL BLOCK IDENT.....	1	
	130-001-2-2	..TERMINAL BLOCK IDENT.....	1	
- 23	MS27212-1-2	..TERMINAL BLOCK.....	1	
- 24	MS25227-1	..INSUL STRIP.....	2	
- 25	MS35489-63	..GROMMET.....	1	
- 26	NAS679A3	..NUT.....	1	
	AN960D10L	..WASHER.....	3	
	MS35207-263	..SCREW.....	1	
	MS25219-14	..LIGHT ASSY.....	2	
- 27	MS35206-218	..SCREW (AP).....	4	
- 28	MS15795-704	..WASHER (AP).....	2	
- 29	AN3110-5	..LENS.....	1	
	MS35478-1683	..BULB.....	1	

(1) FIGURE & INDEX NUMBER	(2) PART NUMBER	(3) DESCRIPTION	(4) UNIT PER ASSY	(5) USABLE ON CODE
53 -		<p>CODING EXPLANATION</p> <p>CODE SERIAL NUMBERS</p> <p>A 63-13141 THRU 65-7942</p> <p>B 65-7943 AND SUBSEQUENT</p>		

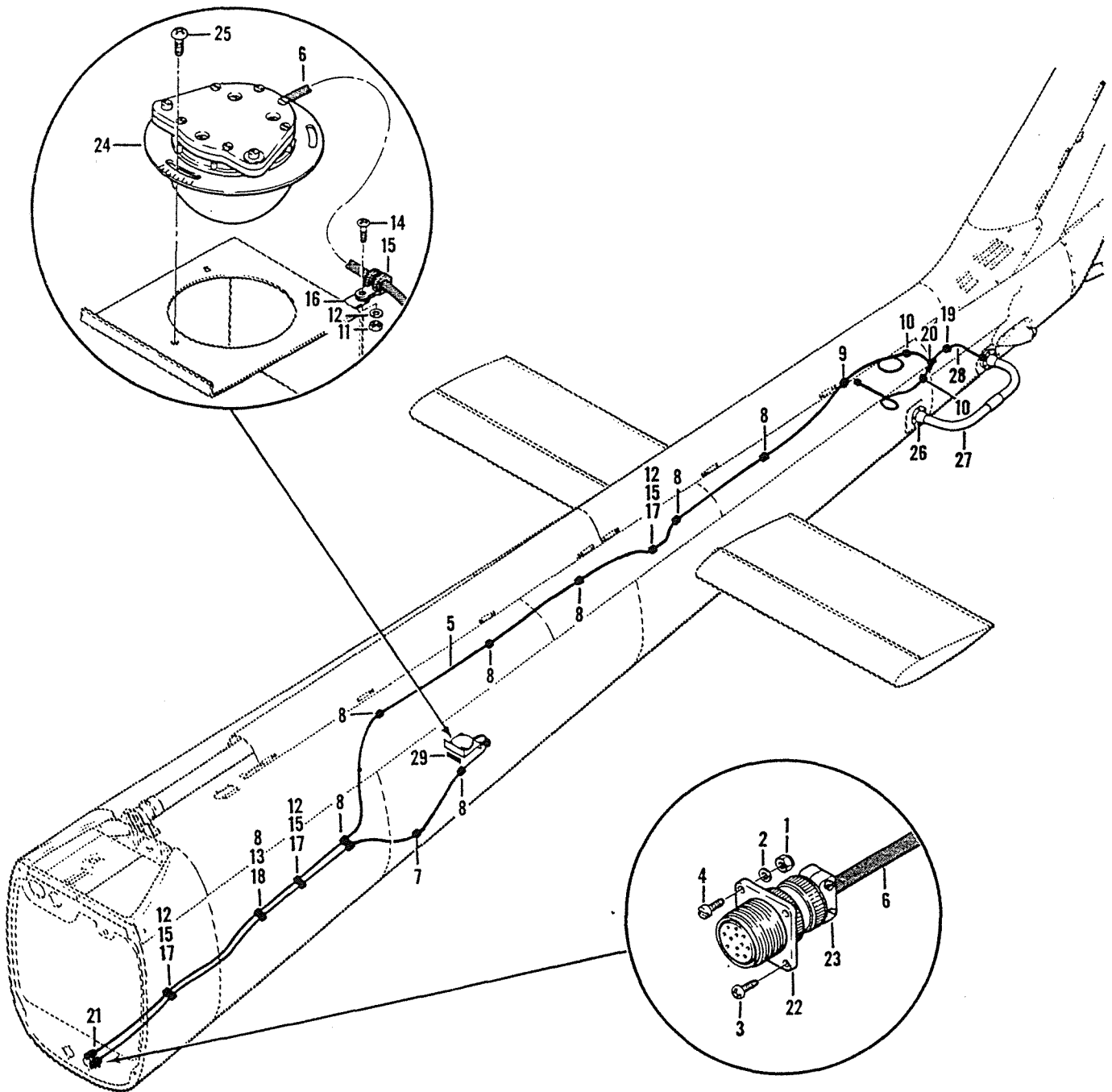


Figure 54. Communications Installation, Aft Section

(1) FIGURE & INDEX NUMBER	(2) PART NUMBER	(3) DESCRIPTION	(4) UNIT PER ASSY	(5) USABLE ON CODE
54 -	204-200-022-1	SECTION ASSY, HELICOPTER AFT (FOR SPARES USE 204-200-022-5) (SEE FIG. 40, 41, 45, 49, 51, 52, 53, 55 AND 56 FOR BALANCE OF BREAKDOWN)	REF	A
	204-200-022-3	SECTION ASSY, HELICOPTER AFT (FOR SPARES USE 204-200-022-5) (SEE FIG. 40, 41, 45, 49, 51, 52, 53, 55 AND 56 FOR BALANCE OF BREAKDOWN)	REF	B
	204-200-022-5	SECTION ASSY, HELICOPTER AFT (REPLACES..... 204-200-022-1 AND -3 FOR SPARES) (SEE FIG. 40, 41, 45, 49, 51, 52, 53, 55 AND 56 FOR BALANCE OF BREAKDOWN)	REF	
	204-075-055-3	..COMMUNICATIONS INSTL.....	1	
- 1	MS21042L04	..NUT.....	4	
- 2	AN960PD4L	..WASHER.....	4	
- 3	MS35206-217	..SCREW.....	3	
- 4	MS35265-17	..SCREW.....	1	
- 5	204-075-484-1	..CABLE ASSY.....	1	
- 6	204-075-486-1	..CABLE ASSY.....	1	
- 7	NAS679A3	..NUT (AP).....	1	
	AN960PD10L	..WASHER (AP).....	1	
	MS35207-262	..SCREW (AP).....	1	
	MS21919DG3	..CLAMP (AP).....	1	
- 8	NAS679A3	..NUT (AP).....	16	
	AN960PD10L	..WASHER (AP).....	8	
	MS35207-263	..SCREW (AP).....	15	
	MS21919DG3	..CLAMP (AP).....	10	
	AN743-12	..BRACKET (AP).....	8	
- 9	NAS679A3	..NUT (AP).....	2	
	AN960PD10L	..WASHER (AP).....	1	
	MS35207-263	..SCREW (AP).....	2	
	AN743-12	..BRACKET (AP).....	1	
	MS21919WDG8	..CLAMP (AP).....	1	
- 10	NAS679A3	..NUT (AP).....	4	
	AN960PD10L	..WASHER (AP).....	2	
	MS35207-263	..SCREW (AP).....	4	
	20-032-1	..BRACKET (AP).....	2	
	MS21919DG4	..CLAMP (AP).....	2	
- 11	MS21043-3	..NUT (AP).....	2	
- 12	AN960PD10L	..WASHER (AP).....	5	
- 13	MS35207-265	..SCREW (AP).....	1	
- 14	AN520C10R8	..SCREW (AP).....	2	
- 15	MS21919DG3	..CLAMP (AP).....	6	
- 16	AN743-12	..BRACKET (AP).....	1	
- 17	MS35207-263	..SCREW (AP).....	3	
- 18	NAS43DD3-12	..SPACER (AP).....	1	
- 19	MS35489-134	..GROMMET (AP).....	1	
- 20	KC59-125	...CONNECTOR (19212) (USBL ON 204-075-484-1)	1	
- 21	KC19-73	...CONNECTOR (19212) (USBL ON 204-075-484-1)	1	
	85T4-4-2	...TUBE, INSUL (USBL ON 204-075-484-1).....	2	
- 22	MS3100A16S1P	...CONNECTOR (USBL ON 204-075-486-1).....	1	
- 23	MS3057-8A	...CLAMP (USBL ON 204-075-486-1).....	1	
	YAE18-N29	...TERMINAL (00160) (USBL ON 204-075-486-1).....	6	
	85T4-10-1	...TUBE, INSUL (USBL ON 204-075-486-1).....	5	
- 24	DT173/AJN	...DETECTOR (GFE).....	1	
	CN1072/AJN	...COMPENSATOR (56232) (VENDOR P/N 620783).....	1	
	DT309/AJN	...DETECTOR (07835) (VENDOR P/N 1287100)..... (ALT)	1	
	163-000001	...DETECTOR (05690) (ALT).....	1	
	620359	...DETECTOR (56232).....	1	
- 25	AN520C6R12	..SCREW (AP).....	3	
	MS24694-274	..SCREW (AP).....	24	
- 26	DMN4-4	..ANTENNA (85226).....	1	
- 27	DMN4-4.1	...LOOP (85226).....	2	
- 28	DMN4-4.2	...CABLE ASSY (85226).....	1	
- 29	204-075-342-33	..DECAL.....	1	
		CODING EXPLANATION		

(1) FIGURE & INDEX NUMBER	(2) PART NUMBER	(3) DESCRIPTION	(4) UNIT PER ASSY	(5) USABLE ON CODE
54 -		CODE SERIAL NUMBERS A 63-13141 THRU 65-7942 B 65-7943 AND SUBSEQUENT		

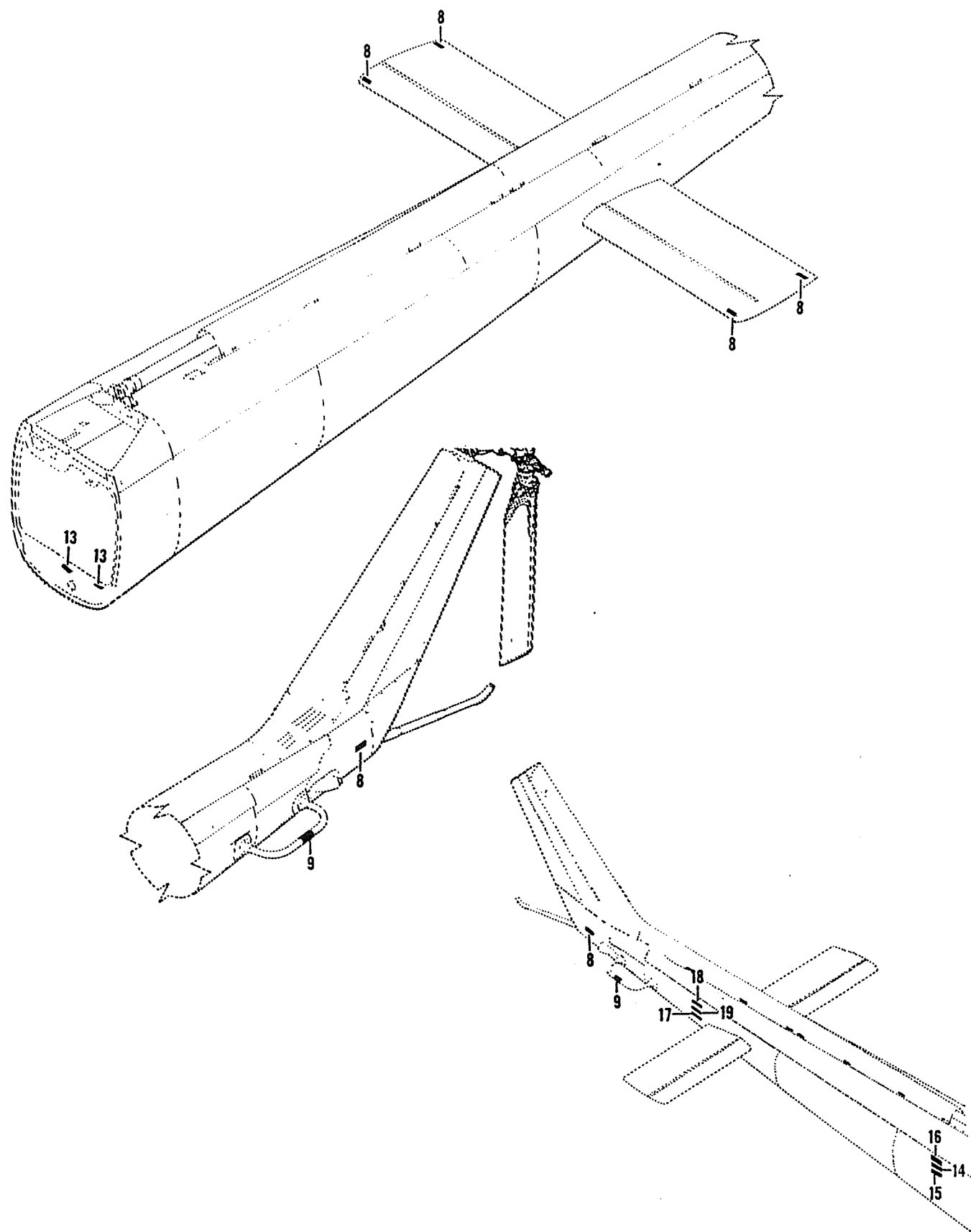


Figure 55. Markings Installation, Aft

(1) FIGURE & INDEX NUMBER	(2) PART NUMBER	(3) DESCRIPTION	(4) UNIT PER ASSY	(5) USABLE ON CODE
55 -	204-200-022-1	SECTION ASSY, HELICOPTER AFT (FOR SPARES USE 204-200-022-5) (SEE FIGS. 40, 41, 45, 49, 51, 52, 53, 54 AND 56 FOR BALANCE OF BREAKDOWN)	REF	A
	204-200-022-3	SECTION ASSY, HELICOPTER AFT (FOR SPARES USE 204-200-022-5) (SEE FIGS. 40, 41, 45, 49, 51, 52, 53, 54 AND 56 FOR BALANCE OF BREAKDOWN)	REF	B
	204-200-022-5	SECTION ASSY, HELICOPTER AFT (REPLACES..... 204-200-022-1 AND -3 FOR SPARES) (SEE FIGS. 40, 41, 45, 49, 51, 52, 53, 54 AND 56 FOR BALANCE OF BREAKDOWN)	REF	
- 1	204-072-728-3	.MARKINGS INSTL, AFT.....	1	
THRU	DELETED			
- 7	DELETED			
- 8	204-072-603-1	..STENCIL, NO PUSH	6	
- 9	204-072-770-1	..STENCIL, ANTENNA-WARNING NO PUSH.....	2	
- 10	DELETED			
THRU	DELETED			
- 12	204-072-741-1	..DECAL, MOORING.....	2	
- 13	204-072-674-1	..DECAL, 100 LB. PER SQ. FT.....	1	
- 14	204-072-689-1	..DECAL, MAX ALLOWABLE WT.....	1	
- 15	204-072-769-1	..STENCIL.....	1	
- 16	204-072-610-5	..DECAL.....	1	
- 17	204-072-610-1	..DECAL.....	1	
- 18	204-072-610-3	..DECAL.....	1	
- 19	DELETED			
THRU	DELETED			
- 24	DELETED			
		CODING EXPLANATION		
		CODE SERIAL NUMBERS		
		A 63-13141 THRU 65-7942		
		B 65-7943 AND SUBSEQUENT		
		C 65-7911 AND SUBSEQUENT		

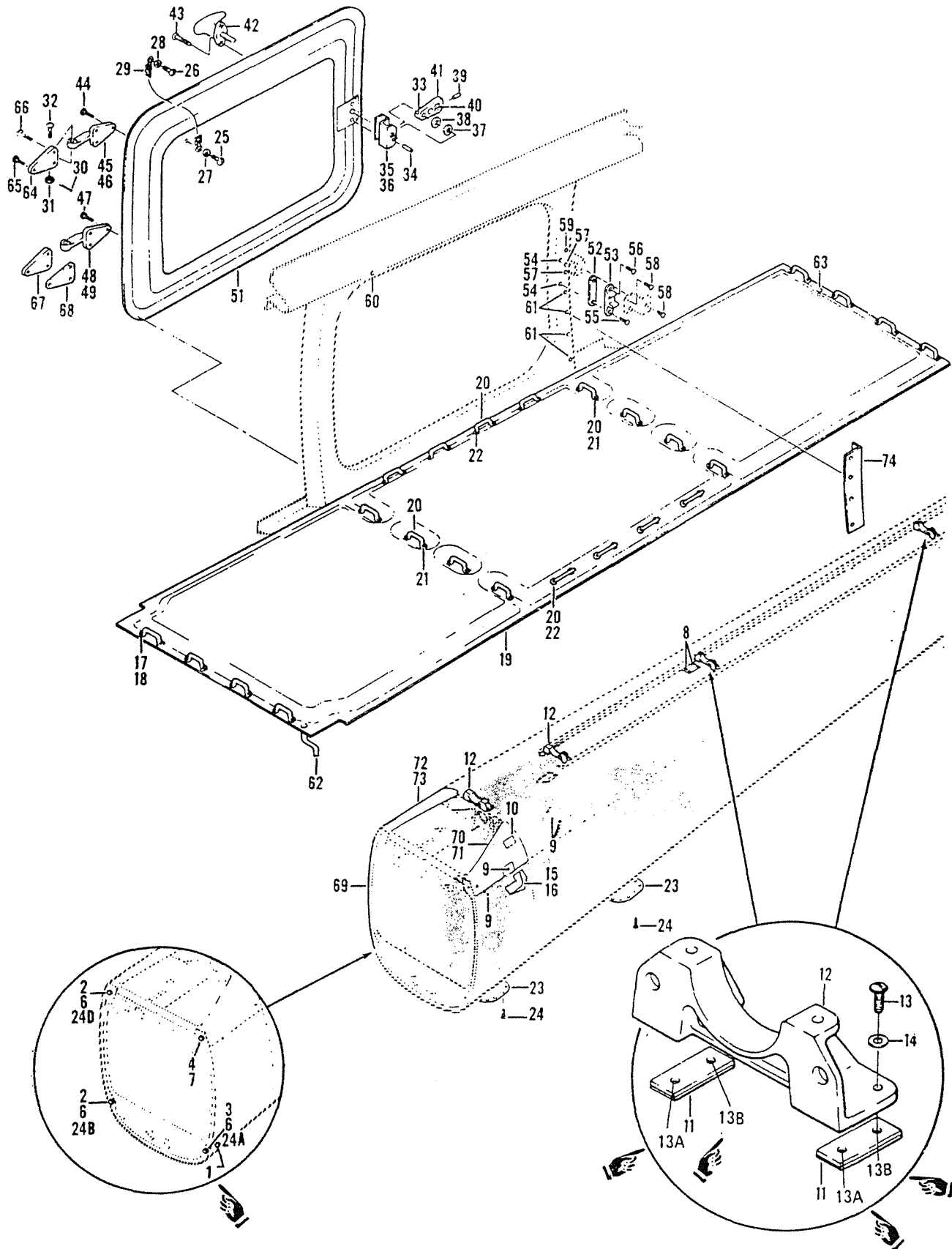


Figure 56. Tail Boom Assembly, Compartment Section

(1) FIGURE & INDEX NUMBER	(2) PART NUMBER	(3) DESCRIPTION	(4) UNIT PER ASSY	(5) USABLE ON CODE
56 -	204-200-022-1	SECTION ASSY, HELICOPTER AFT (FOR SPARES USE 204-200-022-5) (SEE FIGS. 40, 41, 45, 49, 51 THRU 55 FOR BALANCE OF BREAKDOWN)	REF	A
	204-200-022-3	SECTION ASSY, HELICOPTER AFT (FOR SPARES USE 204-200-022-5) (SEE FIGS. 40, 41, 45, 49, 51 THRU 55 FOR BALANCE OF BREAKDOWN)	REF	B
	204-200-022-5	SECTION ASSY, HELICOPTER AFT (REPLACES..... 204-200-022-1 AND -3 FOR SPARES) (SEE FIGS 40, 41, 45, 49, 51 THRU 55 FOR BALANCE OF BREAKDOWN)	REF	
- 1	HS50726K2215	PLUG BUTTON (61864) (AP).....	4	C
- 2	NAS1291-6	NUT (AP).....	3	C
	AN960-616	WASHER (AP).....	12	C
	NAS626-20	BOLT (AP).....	2	C
- 3	NAS626-20	BOLT (AP).....	1	C
- 4	NAS1291-7	NUT (AP).....	1	C
	AN960-716	WASHER (AP).....	4	C
	NAS627-21	BOLT (AP).....	1	C
- 5	DELETED			
- 6	NAS1291-6	NUT (AP).....	3	D
	AN960-616	WASHER (AP).....	AR	D
	MS20002C6	WASHER (AP).....	3	D
	NAS626-20	BOLT (AP).....	3	D
- 7	NAS1291-7	NUT (AP).....	1	D
	AN960-716	WASHER (AP).....	AR	D
	MS20002C7	WASHER (AP).....	1	D
	NAS627-21	BOLT (AP).....	1	D
	204-032-800-5	.BOOM ASSY, TAIL (SEE FIG. 57 FOR BALANCE OF BREAKDOWN)	1	
- 8	AN525-10R6	..SCREW.....	4	
- 9	R5	..RECEPTACLE (72794).....	4	
	204-032-800-17	..DOUBLER ASSY.....	2	
- 10	AN7510-2	..PLATE.....	1	
	AN340C3	..NUT (AP).....	4	
	AN935-3	..WASHER (AP).....	4	
	AN515C3R4	..SCREW (AP).....	4	
- 11	204-030-424-1	..SHIM (WHEN EXHAUSTED USE 120-059-1).....	8	
	120-059-1	..SHIM (USE 204-030-244-1 UNTIL EXHAUSTED)...	8	
- 12	204-030-818-7	..FITTING (SUPERSEDED BY 204-030-818-101)	4	
	204-030-818-101	..FITTING (SUPERSEDES 204-030-818-7)	4	
- 13	AN525-10R18	..SCREW (AP)	16	
- 13A	NAS132953-280	..NUT, BLIND RIVET	2	
- 13B	S10-330	..RIV NUT	2	
- 14	AN960PD10	..WASHER (AP).....	16	
	204-032-857-1	..COVER INSTL.....	1	
- 15	204-032-857-3	..COVER ASSY.....	1	
- 16	AN525-10R6	..SCREW (AP).....	5	
	204-032-802-3	..COMPARTMENT ASSY (WHEN EXHAUSTED USE..... 204-032-802-13)	1	E
	204-032-802-13	..COMPARTMENT ASSY (USE 204-032-802-3 UNTIL.. EXHAUSTED)	1	
	204-032-808-1	..BULKHEAD INSTL.....	1	
	204-032-808-3	..BULKHEAD ASSY.....	1	
	204-032-839-1	..PANEL INSTL.....	1	
	204-032-839-3	..PANEL ASSY.....	1	
	204-032-803-1	..BULKHEAD INSTL.....	1	
	204-032-803-3	..BULKHEAD ASSY.....	1	
	204-032-804-1	..BULKHEAD INSTL (WHEN EXHAUSTED USE..... 204-032-804-15)	1	E
	204-032-804-15	..BULKHEAD INSTL (USE 204-032-804-1 UNTIL.. EXHAUSTED)	1	
	204-032-804-3	..BULKHEAD ASSY (WHEN EXHAUSTED USE..... 204-032-804-17)	1	E
	204-032-804-17	..BULKHEAD ASSY (USE 204-032-804-3 UNTIL.. EXHAUSTED)	1	
	204-032-830-1	..PANEL INSTL.....	1	
	204-032-830-3	..PANEL ASSY.....	1	
	204-032-805-1	..BULKHEAD INSTL.....	1	
	204-032-805-3	..BULKHEAD ASSY.....	1	
	204-032-831-1	..FLOOR INSTL (USBL ON 204-032-802-3).....	1	
	204-032-831-27	..FLOOR INSTL (USBL ON 204-032-802-13).....	1	
- 17	662R1-1 1-4	..FOOTMAN LOOP (76786).....	8	

Section II
Group Assembly Parts List

T.O. 1H-1(U)F-4

(1) FIGURE & INDEX NUMBER	(2) PART NUMBER	(3) DESCRIPTION	(4) UNIT PER ASSY	(5) USABLE ON CODE
56 - 18	NAS679A3NUT (AP).....	16	
	AN960PD10WASHER (AP).....	16	
	MS24694-53SCREW (AP).....	16	
- 19	204-032-831-7FLOOR ASSY.....	1	
- 20	662R1-1 1-4FOOTMAN LOOP (76786).....	16	
- 21	NAS679A3NUT (AP).....	16	
	AN960PD10WASHER (AP).....	16	
	MS24694-55SCREW (AP).....	16	
- 22	MS24694S49SCREW (AP).....	16	
	204-032-838-1PANEL INSTL.....	1	
	204-032-838-3PANEL ASSY.....	1	
	204-032-836-5PANEL INSTL.....	1	
	204-032-836-7PANEL ASSY.....	1	
- 23	204-032-836-45DOOR ASSY.....	2	
- 24	AN525-10R7SCREW (AP).....	20	
	204-032-809-1BULKHEAD INSTL (WHEN EXHAUSTED USE..... 204-032-809-31)	1	E
	204-032-809-31BULKHEAD INSTL (USE 204-032-809-1 UNTIL.. EXHAUSTED)	1	
	204-032-809-3BULKHEAD ASSY (WHEN EXHAUSTED USE..... 204-032-809-7)	1	E
	204-032-809-7BULKHEAD ASSY (USE 204-032-809-3 UNTIL.. EXHAUSTED)	1	
	204-032-806-75LONGERON ASSY.....	1	
	204-032-806-76LONGERON ASSY.....	1	
	204-032-806-79LONGERON ASSY.....	1	
	204-032-806-78LONGERON ASSY.....	1	
- 24A	204-030-820-1FITTING ASSY, LOWER LH.....	1	
- 24B	204-030-820-2FITTING ASSY, LOWER RH.....	1	
- 24C	204-030-851-1FITTING ASSY, UPPER LH.....	1	
- 24D	204-030-851-2FITTING ASSY, UPPER RH (USBL ON..... 204-032-802-3)	1	
	204-032-843-7DOOR INSTL.....	1	
	204-032-843-11DOOR INSTL (USBL ON 204-032-802-13).....	1	
- 25	AN525-10R8SCREW.....	1	
- 26	AN525-8R8SCREW.....	1	
- 27	AN960PD10LWASHER.....	1	
- 28	AN960PD8LWASHER.....	1	
- 29	25C10-1A-25CHAIN.....	1	
- 30	MS24665-151PIN, COTTER.....	2	
- 31	AN320-4NUT.....	2	
- 32	AN24-16BOLT.....	2	
	204-032-843-9DOOR ASSY.....	1	
	204-032-824-1LATCH INSTL.....	1	
- 33	MS51021-31SCREW.....	1	
	204-032-825-1SUPPORT ASSY.....	1	
- 34	MS171592PIN.....	1	
- 35	204-032-826-1SPRING.....	1	
- 36	204-032-825-3SUPPORT.....	1	
- 37	3521-20-12H125SHIM (WHEN EXHAUSTED USE..... 120-049-20-12)	1	
	120-049-20-12SHIM (USE 3521-20-12H125 UNTIL..... EXHAUSTED)	1	
- 38	AN960B616WASHER.....	1	
	204-032-854-1ROLLER ASSY.....	1	
- 39	MS16562-37PIN.....	1	
- 40	204-030-501-1ROLLER.....	1	
- 41	204-032-854-3ARM.....	1	
- 42	2353HANDLE (80477).....	1	
- 43	AN505-8R15SCREW.....	2	
	47-382-128-5HINGE HALF ASSY.....	1	
- 44	AN525-10R6SCREW (AP).....	3	
- 45	75B6-8-12BUSHING (WHEN EXHAUSTED USE..... 21-006-8-12)	1	
	21-006-8-12BUSHING (USE 75B6-8-12 UNTIL..... EXHAUSTED)	1	
- 46	47-382-128-7HINGE HALF.....	1	
	47-382-128-6HINGE HALF ASSY.....	1	
- 47	AN525-10R6SCREW (AP).....	3	

(1) FIGURE & INDEX NUMBER	(2) PART NUMBER	(3) DESCRIPTION	(4) UNIT PER ASSY	(5) USABLE ON CODE
56 - 48	7586-8-12BUSHING (WHEN EXHAUSTED USE..... 21-006-8-12)	1	
- 48	21-006-8-12BUSHING (USE 7586-8-12 UNTIL..... EXHAUSTED)	1	
- 49	47-382-128-8HINGE HALF.....	1	
- 50	204-032-843-5PANEL ASSY.....	1	
- 51	204-032-843-25SEAL (MF 110-010 EXTRUSION RUBBER, 104. IN. LB.) (ALT MATERIAL 110-024-1 EXTRUSION RUBBER)	1	
	204-032-842-1	...FRAME INSTL.....	1	
- 52	204-032-823-3SHIM.....	1	
- 53	204-032-823-1STRIKER.....	1	
- 54	NAS1330S08K106NUT, BLIND (AP).....	2	
- 55	AN525-832R7SCREW (AP).....	1	
- 56	MS24694-4SCREW (AP).....	1	
- 57	NAS1330S08K106NUT, BLIND.....	2	
- 58	AN525-832R6SCREW.....	3	
- 59	NAS1329A3K80NUT, BLIND.....	1	
- 60	NAS1329S08K75NUT, BLIND.....	1	
- 61	NAS1329A08K75NUT, BLIND.....	4	
	204-032-841-5	...PANEL INSTL.....	1	
	204-032-841-3	...PANEL ASSY.....	1	
	204-032-832-1	...DRAIN INSTL.....	1	
- 62	204-032-832-3	...TUBE ASSY.....	1	
- 63	204-032-832-5	...TUBE ASSY.....	1	
	204-032-840-5	...PANEL INSTL.....	1	
- 64	204-032-416-1	...CLEVIS HINGE.....	1	
- 65	AN525-10R6	...SCREW (AP).....	2	
- 66	AN525-10R8	...SCREW (AP).....	4	
- 67	204-032-416-2	...CLEVIS HINGE.....	1	
- 68	204-032-414-1SHIM.....	2	
- 69	204-032-840-3	...PANEL ASSY.....	1	
	204-032-849-3	...FAIRING INSTL.....	1	
- 70	204-032-849-13	...FAIRING.....	1	
- 71	204-032-849-15	...CLIP.....	1	
	204-032-849-4	...FAIRING INSTL.....	1	
- 72	204-032-849-14	...FAIRING.....	1	
- 73	204-032-849-15	...CLIP.....	1	
	204-032-811-1	...COVER INSTL.....	1	
- 74	204-032-811-3	...COVER ASSY.....	1	
CODING EXPLANATION				
CODE SERIAL NUMBERS				
A 63-13141 THRU 65-7942				
B 65-7943 AND SUBSEQUENT				
C 63-13141 THRU 63-13165				
D 64-15476 AND SUBSEQUENT				
E 63-13141 THRU 64-15501				

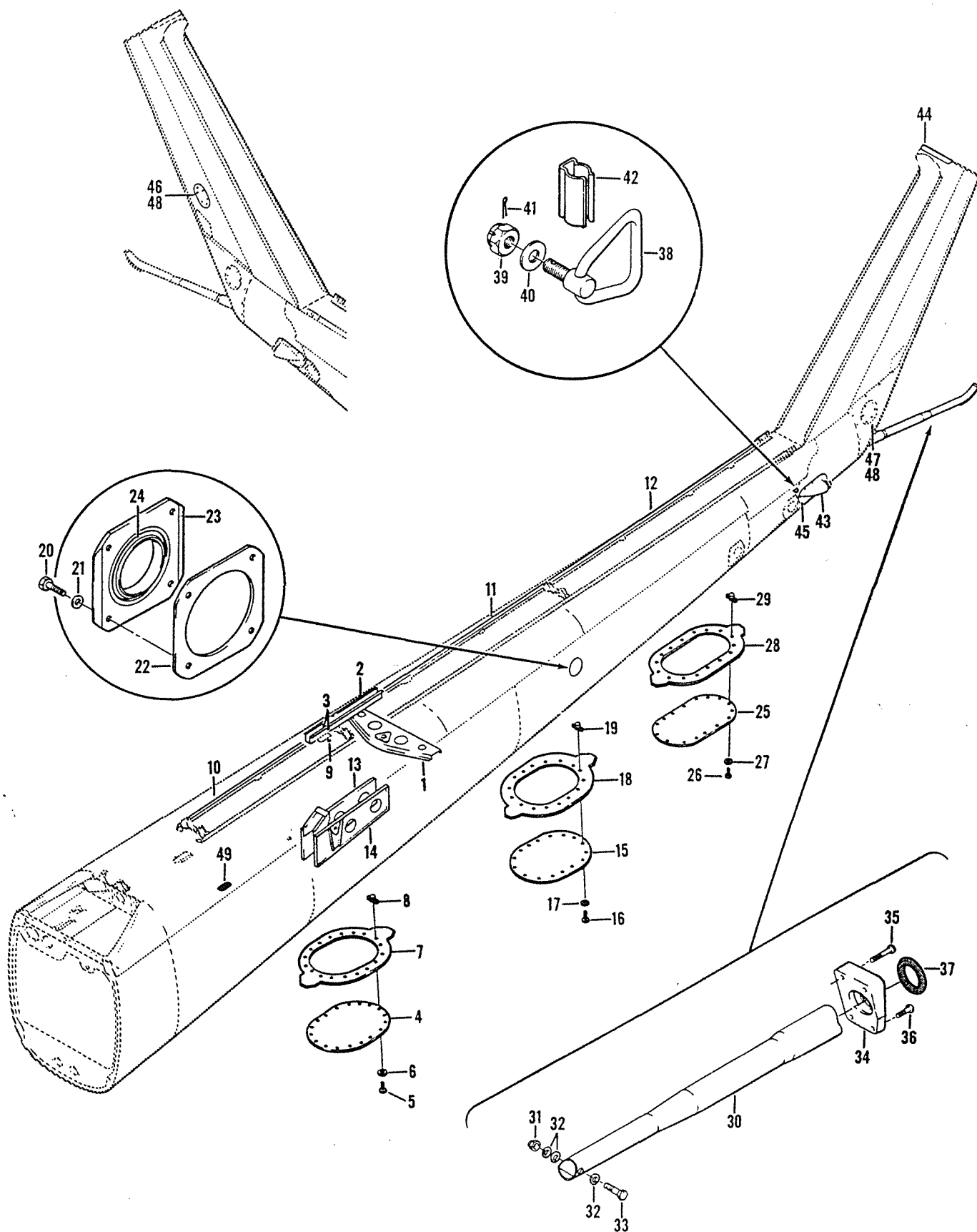


Figure 57. Tail Boom Assembly

(1) FIGURE & INDEX NUMBER	(2) PART NUMBER	(3) DESCRIPTION	(4) UNIT PER ASSY	(5) USABLE ON CODE
57 -	204-032-800-5	BOOM ASSY, TAIL (SEE FIG. 56 FOR BALANCE OF. BREAKDOWN) (SEE FIG. 56 FOR NHA)	REF	
	204-032-806-53	..LONGERON ASSY.....	1	
	204-032-806-54	..LONGERON ASSY.....	1	
	204-032-846-1	..SUPPORT INSTL.....	1	
- 1	204-032-846-3	..SUPPORT ASSY.....	1	
- 2	204-032-846-5	..BEAM ASSY.....	1	
- 3	8587-19-5-18	...BUSHING (WHEN EXHAUSTED USE..... 22-007-19-5-18)	2	
- 3	22-007-19-5-18	...BUSHING (USE 8587-19-5-18 UNTIL..... EXHAUSTED)	2	
	204-032-814-1	..DOOR INSTL.....	1	
- 4	204-030-814-39	..DOOR.....	1	
- 5	AN525-10R7	..SCREW (AP).....	18	
- 6	AN960PD10L	..WASHER (AP).....	18	
	204-030-814-47	..DOUBLER INSTL.....	1	
- 7	204-030-814-53	..DOUBLER.....	1	
- 8	NAS1068A3	..NUTPLATE.....	18	
- 9	SS51026K2215	..PLUG BUTTON (61864).....	1	
	204-032-806-51	..LONGERON ASSY.....	1	
	204-032-806-52	..LONGERON ASSY.....	1	
- 10	204-030-813-21	..HINGE HALF.....	1	
- 11	204-032-847-1	..HINGE HALF.....	1	
- 12	204-030-813-25	..HINGE HALF.....	1	
	204-032-810-1	..BULKHEAD INSTL.....	1	
	204-032-810-3	..BULKHEAD ASSY.....	1	
	204-032-817-1	..SUPPORT INSTL.....	1	
- 13	204-032-817-3	..SUPPORT ASSY.....	1	
- 14	204-032-817-5	..SUPPORT ASSY.....	1	
	205-030-814-1	..DOOR INSTL.....	1	
- 15	205-030-814-17	..DOOR.....	1	
- 16	MS27039-1-07	..SCREW (AP).....	18	
- 17	AN960PD10L	..WASHER (AP).....	18	
	204-030-814-49	..DOUBLER INSTL.....	1	
- 18	204-030-814-55	..DOUBLER.....	1	
- 19	NAS1068A3	..NUTPLATE.....	18	
	205-030-812-5	..BULKHEAD INSTL.....	1	
	205-030-812-7	..BULKHEAD ASSY.....	1	
	204-030-819-19	..FITTING INSTL.....	2	
	204-030-819-21	..FITTING ASSY.....	1	
- 20	AN4-5	..BOLT (AP).....	4	
- 21	AN960PD416L	..WASHER (AP).....	4	
- 22	204-030-868-1	..SHIM.....	2	
- 23	204-030-819-23	..FITTING.....	1	
- 24	MS27642-47	..BEARING.....	1	
	204-030-814-33	..DOOR INSTL.....	1	
- 25	204-030-814-45	..DOOR, AFT.....	1	
- 26	AN3-3A	..BOLT.....	16	
- 27	AN960PD10L	..WASHER (AP).....	16	
	204-030-814-51	..DOUBLER INSTL.....	1	
- 28	204-030-814-59	..DOUBLER.....	1	
- 29	NAS686A3K	..NUTPLATE.....	16	
	205-030-816-17	..BULKHEAD INSTL.....	1	
	205-030-816-7	..BULKHEAD ASSY.....	1	
	204-030-947-1	..SKID INSTL.....	1	
- 30	204-030-947-3	..TUBE ASSY.....	1	
- 31	NAS679A3	..NUT (AP).....	1	
- 32	AN960C10L	..WASHER (AP).....	3	
- 33	AN525-10R28	..SCREW (AP).....	1	
- 34	204-030-946-1	..BLOCK.....	1	
- 35	NAS221-22	..SCREW (AP).....	2	
- 36	NAS221-16	..SCREW (AP).....	2	
- 37	MS29561-325	..PACKING.....	1	
- 38	204-031-806-1	..RING.....	2	
- 39	AN320-4	..NUT (AP).....	2	
- 40	AN960PD416L	..WASHER (AP).....	4	
- 41	MS24665-210	..PIN, COTTER (AP).....	2	
- 42	MS17160-17	..CLIP.....	1	
	205-030-899-89	..FIN ASSY.....	1	

1. The first part of the document is a list of the names of the persons who were present at the meeting. The names are listed in alphabetical order.

2. The second part of the document is a list of the topics that were discussed at the meeting. The topics are listed in alphabetical order.

3.

4.

5.

6.

7.

8.

9.

10.

(1) FIGURE & INDEX NUMBER	(2) PART NUMBER	(3) DESCRIPTION	(4) UNIT PER ASSY	(5) USABLE ON CODE
57 -	205-030-817-9	..BULKHEAD INSTL.....	1	
	205-030-817-7	..BULKHEAD ASSY.....	1	
- 43	204-032-815-9	..FAIRING ASSY.....	1	
	204-032-815-10	..FAIRING ASSY.....	1	
	205-030-846-47	..SPAR INSTL.....	1	
	205-030-846-49	..SPAR ASSY.....	1	
- 44	204-030-828-9	..FITTING, SUPPORT, T/R DRIVE.....	1	
- 45	AN525-10R7	..SCREW (AP).....	26	
- 46	205-030-899-49	..COVER.....	1	
- 47	205-030-899-51	..COVER.....	2	
- 48	AN525-10R8	..SCREW (AP).....	21	
- 49	204-060-975-1	..BUMPER ENGINE COWL.....	2	

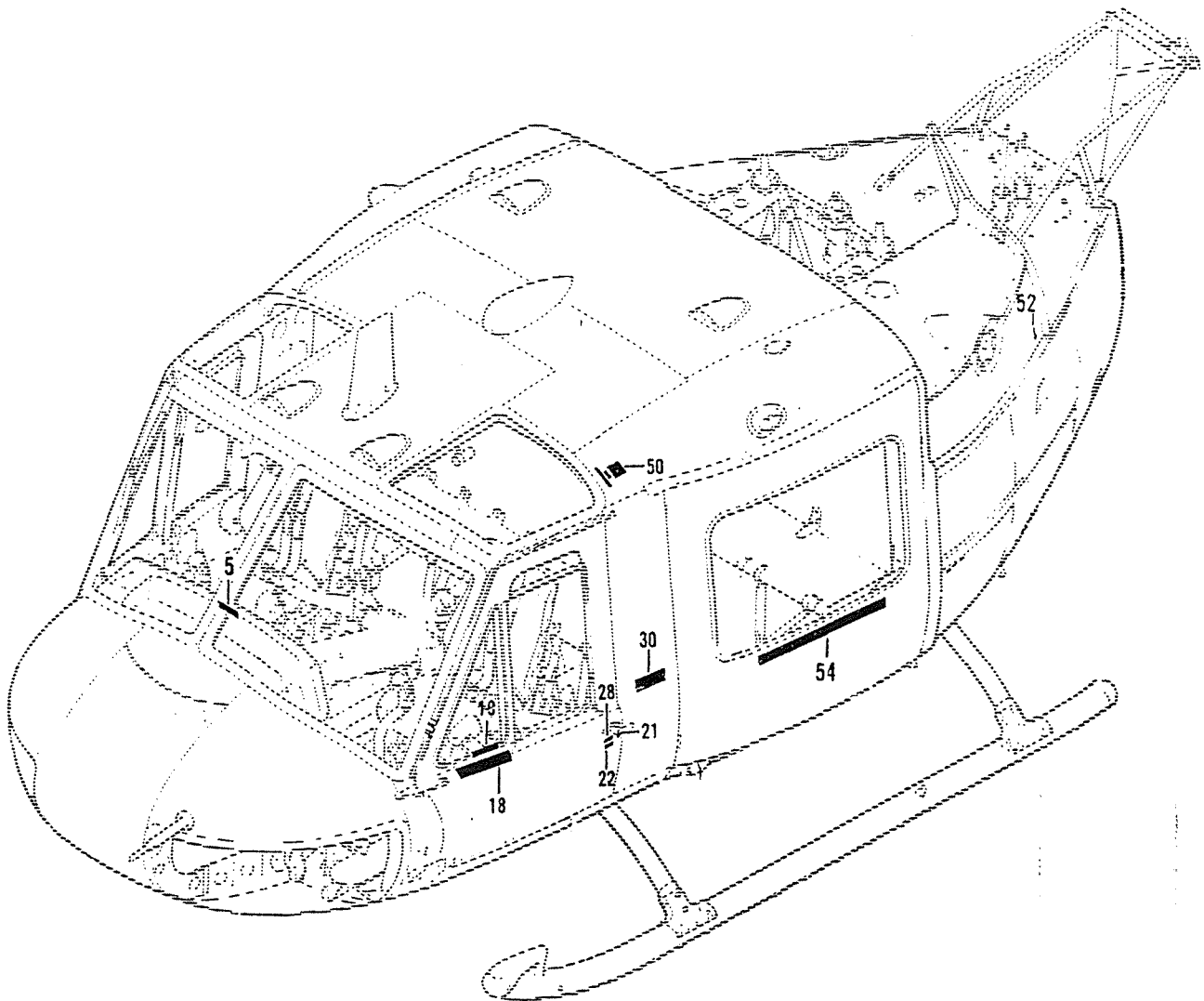


Figure 58. Markings Installation, Forward

(1) FIGURE & INDEX NUMBER	(2) PART NUMBER	(3) DESCRIPTION	(4) UNIT PER ASSY	(5) USABLE ON CODE
58 -	204-200-021-1	SECTION ASSY, HELICOPTER FWD (SEE FIGS. 60,, 62, 64, 66, 67, 75, 78, 79, 80, 81, 83, 88, 97, 105, 106, 109, 117, 127, 128, 135, 152 AND 183 FOR BALANCE OF BREAKDOWN)	1	A
	204-200-021-5	SECTION ASSY, HELICOPTER FWD (SEE FIGS. 60,, 62, 64, 66, 67, 75, 78, 79, 80, 81, 83, 88, 97, 105, 106, 109, 117, 127, 128, 135, 152 AND 183 FOR BALANCE OF BREAKDOWN)	1	B
	204-200-021-7	SECTION ASSY, HELICOPTER FWD (SEE FIGS. 60,, 62, 64, 66, 67, 75, 78, 79, 80, 81, 83, 88, 97, 105, 106, 109, 117, 127, 128, 135, 152 AND 183 FOR BALANCE OF BREAKDOWN)	1	C
	204-200-021-3	SECTION ASSY, HELICOPTER FWD (SEE FIGS. 60,, 62, 64, 66, 67, 75, 78, 79, 80, 81, 83, 88, 97, 105, 106, 109, 117, 127, 128, 135, 152 AND 183 FOR BALANCE OF BREAKDOWN)	1	D
	204-200-021-11	SECTION ASSY, HELICOPTER FWD (SEE FIG. 60,, 62, 64, 66, 67, 75, 77, 78, 79, 80, 81, 83, 88, 97, 105, 106, 109, 117, 127, 128, 135, 152 AND 183 FOR BALANCE OF BREAKDOWN)	1	E
	204-200-021-13	SECTION ASSY, HELICOPTER FWD (SEE FIGS. 60,, 62, 64, 66, 67, 75, 77, 78, 79, 80, 81, 83, 88, 97, 105, 106, 109, 117, 127, 128, 135, 152 AND 183 FOR BALANCE OF BREAKDOWN)	1	F
	204-200-021-15	SECTION ASSY, HELICOPTER FWD (SEE FIGS. 60,, 62, 64, 66, 67, 75, 77, 78, 79, 80, 81, 83, 88, 97, 105, 106, 109, 117, 127, 128, 135, 152 AND 183 FOR BALANCE OF BREAKDOWN)	1	G
	204-200-021-17	SECTION ASSY, HELICOPTER FWD (SEE FIGS. 60,, 62, 64, 66, 67, 75, 77, 78, 79, 80, 81, 83, 88, 97, 105, 106, 109, 117, 127, 128, 135, 152 AND 183 FOR BALANCE OF BREAKDOWN)	1	H
	204-200-021-19	SECTION ASSY, HELICOPTER FWD (SEE FIGS. 60,, 62, 64, 65, 66, 67, 75, 77, 78, 79, 80, 81, 83, 88, 97, 105, 106, 109, 117, 127, 128, 129, 136, 152, 155, 183 AND 214 FOR BALANCE OF BREAKDOWN)	1	J
	204-072-728-1	.MARKINGS INSTL (SEE FIG. 59 FOR BALANCE OF BREAKDOWN)	1	K
	204-072-728-9	.MARKINGS INSTL (SEE FIG. 59 FOR BALANCE OF BREAKDOWN)	1	L
- 1	DELETED			
THRU				
- 17	DELETED			
- 18	204-070-812-1	..STENCIL, EMERGENCY RELEASE.....	1	
- 19	205-070-836-1	..DECAL, JETTISON HANDLE INSIDE.....	2	
- 20	DELETED			
- 21	204-070-546-1	..DECAL, ARROW.....	1	
- 22	204-070-550-1	..DECAL, PULL.....	1	
- 23	DELETED			
THRU				
- 26	DELETED			

(1) FIGURE & INDEX NUMBER	(2) PART NUMBER	(3) DESCRIPTION	(4) UNIT PER ASSY	(5) USABLE ON CODE
58 - 27 - 28 - 29 - 30 - 31 THRU - 53 - 54	204-070-546-1 204-070-548-1 204-070-549-1 204-070-551-1 DELETED DELETED 204-072-799-1	..DECAL, ARROW..... ..DECAL, TURN..... ..DECAL, SLIDE..... ..DECAL, EXIT RELEASE..... ..STENCIL, KNOCK OUT WINDOW..... CODING EXPLANATION CODE SERIAL NUMBERS A 63-13141 THRU 63-13142 B 63-13143 THRU 63-13145 C 63-13146 THRU 63-13165 D 64-15476 THRU 65-7924 E 65-7925 THRU 65-7938 F 65-7939 THRU 65-7942 G 65-7943 THRU 66-1222 H 66-1223 THRU 66-1224 J 66-1225 AND SUBSEQUENT K 63-13141 THRU 66-1222 L 66-1223 AND SUBSEQUENT M 63-13141 THRU 66-1224	2 1 1 1 1	 L

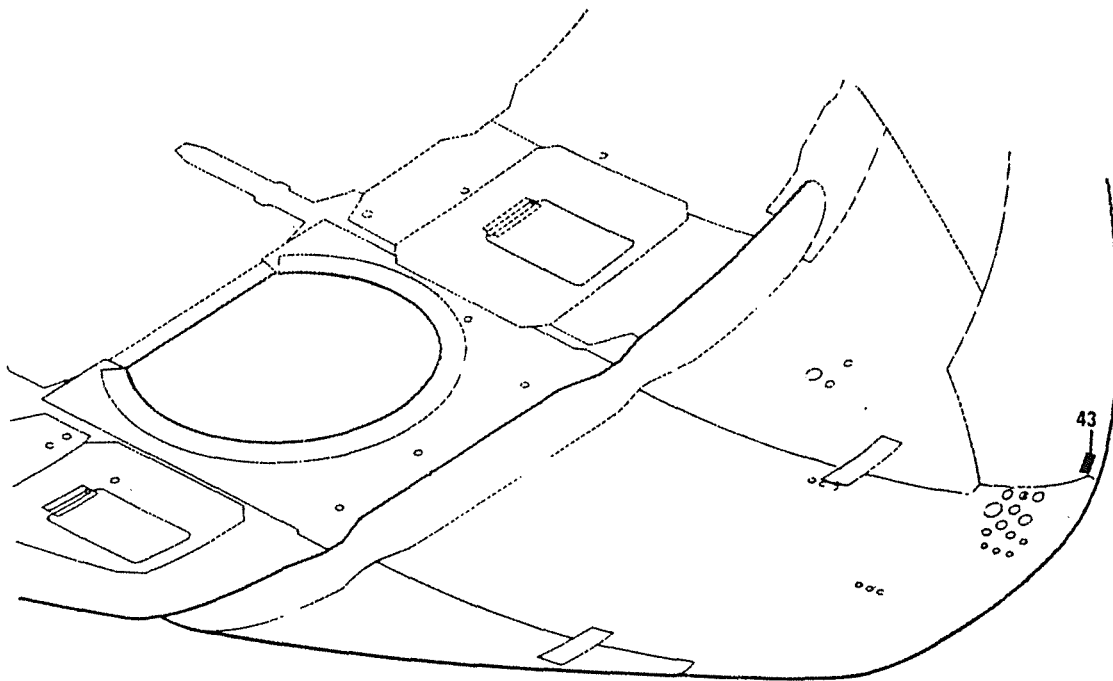
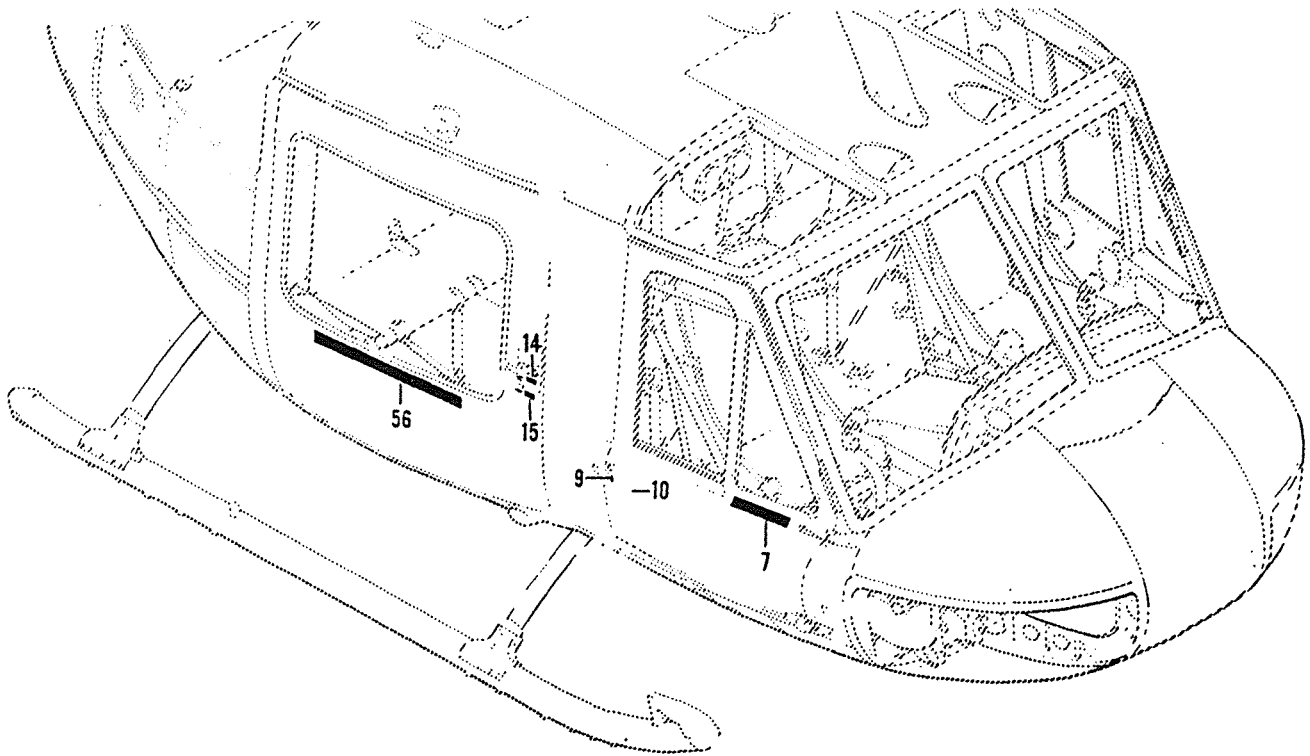


Figure 59. Markings Installation, Forward Lower Section

(1) FIGURE & INDEX NUMBER	(2) PART NUMBER	(3) DESCRIPTION	(4) UNIT PER ASSY	(5) USABLE ON CODE
59 -	204-072-728-1	MARKINGS INSTL (SEE FIG. 58 FOR BALANCE OF.. BREAKDOWN) (SEE FIG. 58 FOR NHA)	REF	A
	204-072-728-9	MARKINGS INSTL (SEE FIG. 58 FOR BALANCE OF.. BREAKDOWN) (SEE FIG. 58 FOR NHA)	REF	B
- 1 THRU	DELETED			
- 6	DELETED			
- 7	204-070-812-3	STENCIL, EMERGENCY RELEASE.....	1	
- 8	DELETED			
- 9	204-070-546-1	.DECAL, ARROW.....	1	
- 10	204-070-550-1	.DECAL, PULL.....	1	
- 11 THRU	DELETED			
- 13	DELETED			
- 14	204-070-548-1	.DECAL, TURN.....	1	
- 15	204-070-549-1	.DECAL, SLIDE.....	1	
- 16 THRU	DELETED			
- 55	DELETED			
- 56	204-072-835-1	.STENCIL, KNOCK OUT WINDOW.....	1	B
		CODING EXPLANATION		
		CODE SERIAL NUMBERS		
		A 63-13141 THRU 66-1222		
		B 66-1223 AND SUBSEQUENT		

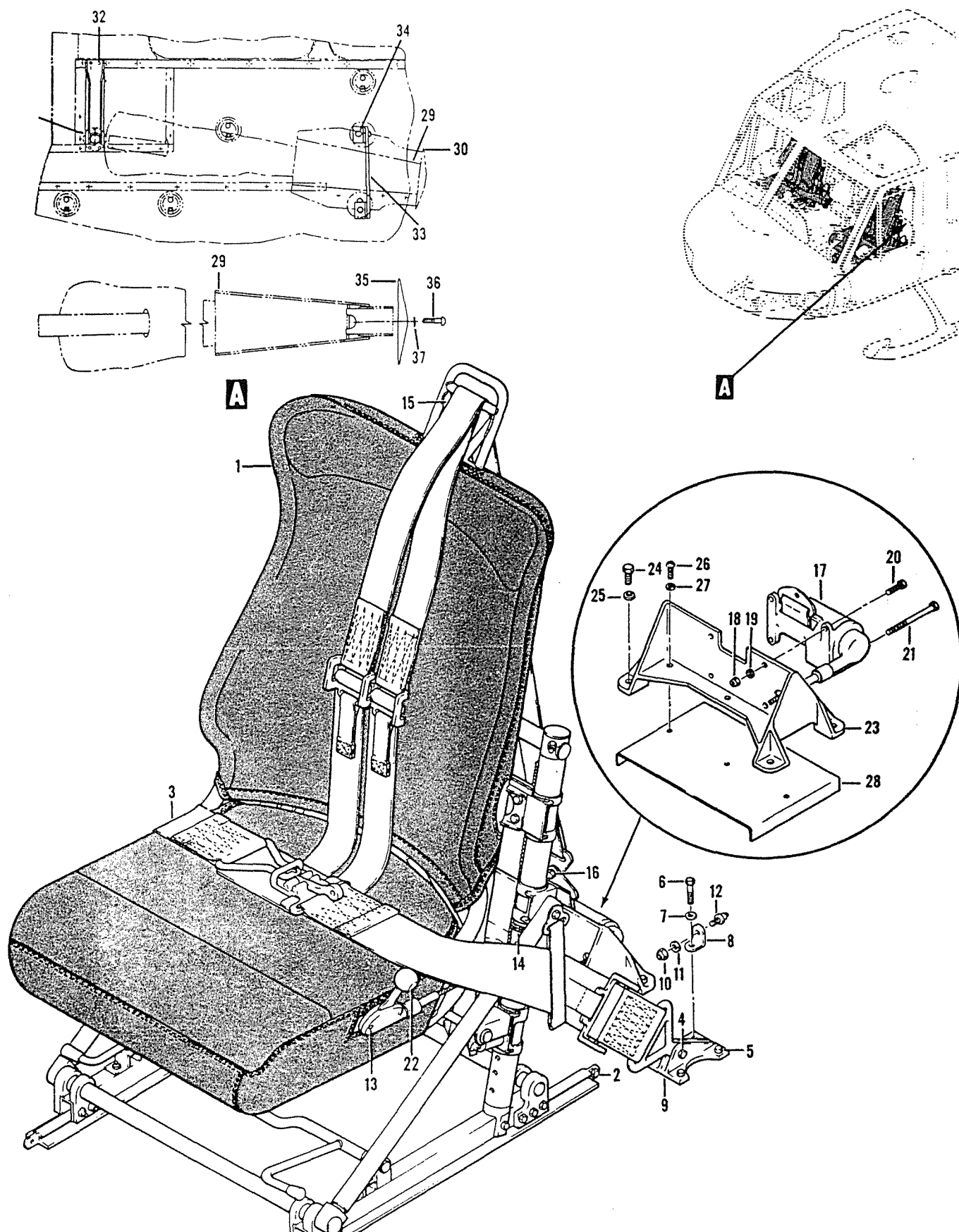


Figure 60. Seat Installation, Pilot, Copilot and Forest Penetrator

(1) FIGURE & INDEX NUMBER	(2) PART NUMBER	(3) DESCRIPTION	(4) UNIT PER ASSY	(5) USABLE ON CODE
60 -	204-200-021-1	SECTION ASSY, HELICOPTER FWD (SEE FIG. 58,... 62, 64, 66, 67, 75, 78, 79, 80, 81, 83, 88, 97, 105, 106, 109, 117, 127, 128, 135, 152 AND 183 FOR BALANCE OF BREAKDOWN)	REF	A
	204-200-021-5	SECTION ASSY, HELICOPTER FWD (SEE FIG. 58,... 62, 64, 66, 67, 75, 78, 79, 80, 81, 83, 88, 97, 105, 106, 109, 117, 127, 128, 135, 152 AND 183 FOR BALANCE OF BREAKDOWN)	REF	B
	204-200-021-7	SECTION ASSY, HELICOPTER FWD (SEE FIG. 58,... 62, 64, 66, 67, 75, 78, 79, 80, 81, 83, 88, 97, 105, 106, 109, 117, 127, 128, 135, 152 AND 183 FOR BALANCE OF BREAKDOWN)	REF	C
	204-200-021-3	SECTION ASSY, HELICOPTER FWD (SEE FIG. 58,... 62, 64, 66, 67, 75, 78, 79, 80, 81, 83, 88, 97, 105, 106, 109, 117, 127, 128, 135, 152 AND 183 FOR BALANCE OF BREAKDOWN)	REF	D
	204-200-021-11	SECTION ASSY, HELICOPTER FWD (SEE FIG. 58,... 62, 64, 66, 67, 75, 77, 78, 79, 80, 81, 83, 88, 97, 105, 106, 109, 117, 127, 128, 135, 152 AND 183 FOR BALANCE OF BREAKDOWN)	REF	E
	204-200-021-13	SECTION ASSY, HELICOPTER FWD (SEE FIG. 58,... 62, 64, 66, 67, 75, 77, 78, 79, 80, 81, 83, 88, 97, 105, 106, 109, 117, 127, 128, 135, 152 AND 183 FOR BALANCE OF BREAKDOWN)	REF	F
	204-200-021-15	SECTION ASSY, HELICOPTER FWD (SEE FIG. 58,... 62, 64, 66, 67, 75, 77, 78, 79, 80, 81, 83, 88, 97, 105, 106, 109, 117, 127, 128, 135, 152 AND 183 FOR BALANCE OF BREAKDOWN)	REF	G
	204-200-021-17	SECTION ASSY, HELICOPTER FWD (SEE FIG. 58,... 62, 64, 66, 67, 75, 77, 78, 79, 80, 81, 83, 88, 97, 105, 106, 109, 117, 127, 128, 135, 152 AND 183 FOR BALANCE OF BREAKDOWN)	REF	H
	204-200-021-19	SECTION ASSY, HELICOPTER FWD (SEE FIG. 58,... 62, 64, 66, 67, 75, 77, 78, 79, 80, 81, 83, 88, 97, 105, 106, 109, 117, 127, 128, 129, 136, 152, 155, 183 AND 214 FOR BALANCE OF BREAKDOWN)	REF	J
	204-072-722-1	..SEAT INSTL, PILOT.....	1	K
	204-072-722-5	..SEAT INSTL, PILOT.....	1	L
	204-072-722-3	..SEAT INSTL, CO-PILOT.....	1	K
	204-072-722-7	..SEAT INSTL, CO-PILOT.....	1	L
- 1	AL1018-5	..SEAT ASSY (09986) (BELL SPEC..... 205-070-746-5) (SEE FIG. 61 FOR DETAIL BREAKDOWN)	1	
- 2	NAS679A3	..NUT.....	2	
	AN960PD10L	..WASHER.....	2	
	AN3-4A	..BOLT.....	2	
- 3	205-070-749-1	..BELT, LAP (70133).....	1	
- 4	MS21042L4	..NUT (AP).....	2	
	AN960PD416	..WASHER (AP).....	2	
	AN24-16	..BOLT (AP).....	2	
- 5	AN3-5A	..BOLT.....	7	
- 6	AN3-6A	..BOLT.....	1	
- 7	AN960PD10L	..WASHER.....	8	
- 8	AN743-12	..BRACKET.....	1	
- 9	204-070-596-1	..FITTING.....	2	
- 10	NAS679A3	..NUT.....	1	
- 11	AN960PD10L	..WASHER.....	1	
- 12	AN227-10B6	..STUD.....	1	
- 13	NAS679A3	..NUT.....	2	
	AN960PD10	..WASHER.....	2	
	MS35207-267	..SCREW.....	2	
- 14	NAS679A3	..NUT.....	1	
	AN960PD10	..WASHER.....	1	
	MS35207-263	..SCREW.....	1	
	MS21919DG4	..CLAMP.....	1	
	MS21919DG18	..CLAMP.....	1	
- 15	57D677	..SHOULDER HARNESS, (70133) (BELL SPEC..... 205-070-748-1)	1	



(1) FIGURE & INDEX NUMBER	(2) PART NUMBER	(3) DESCRIPTION	(4) UNIT PER ASSY	(5) USABLE ON CODE
60 - 16	MS21042L4	..NUT (AP).....	1	
	AN960PD416	..WASHER (AP).....	2	
	AN24-11	..BOLT (AP).....	1	
- 17	0106176-0	..REEL ASSY (45402).....	1	
- 18	NAS679A3	..NUT (AP).....	4	
- 19	AN960PD10L	..WASHER (AP).....	4	
- 20	AN3-6A	..BOLT (AP).....	3	
- 21	AN3-24A	..BOLT (AP).....	1	
- 22	NAS121B125	..KNOB.....	1	
- 23	204-070-597-1	..FITTING.....	1	
- 24	AN4-6A	..BOLT (AP).....	4	
- 25	NAS1197-416L	..WASHER (AP).....	4	
- 26	MS35207-263	..SCREW.....	3	
- 27	NAS1197-10L	..WASHER.....	3	
- 28	204-070-593-1	..DUCT (USBL ON 204-072-722-1 AND -5).....	1	
	204-070-593-5	..DUCT (USBL ON 204-072-722-3 AND -7).....	1	
- 29	K26-1000-9	..FOREST PENETRATOR SEAT (84955) (MODIFIED TO P/N 7032213)	1	
	7032213	..FOREST PENETRATOR SEAT (84955) (MODIFIED... FROM P/N K26-1000-9)	1	
- 30	NO NUMBER	..NOSE.....	1	
- 31	7032342-01	..BRACKET ASSY (84955).....	1	
- 32	NAS603-10	..SCREW (AP).....	4	
	NAS679C3M	..NUT (AP).....	4	
- 33	7032343-01	..PLATE ASSY (84955).....	1	
- 34	AN5-C10A	..BOLT (AP).....	2	
	AN960C516L	..WASHER (AP).....	2	
	NAS679C5M	..NUT (AP).....	2	
- 35	7032224-01	..NOSE (84955).....	1	
- 36	MS35206-299	..SCREW (AP).....	1	
- 37	AN960C516L	..WASHER (AP).....	1	
		CODING EXPLANATION		
		CODE SERIAL NUMBERS		
		A 63-13141 THRU 63-13142		
		B 63-13143 THRU 63-13145		
		C 63-13146 THRU 63-13165		
		D 64-15476 THRU 65-7924		
		E 65-7925 THRU 65-7938		
		F 65-7939 THRU 65-7942		
		G 65-7943 THRU 66-1222		
		H 66-1223 THRU 66-1224		
		J 66-1225 AND SUBSEQUENT		
		K 63-13141 THRU 63-13165		
		L 64-15476 AND SUBSEQUENT		

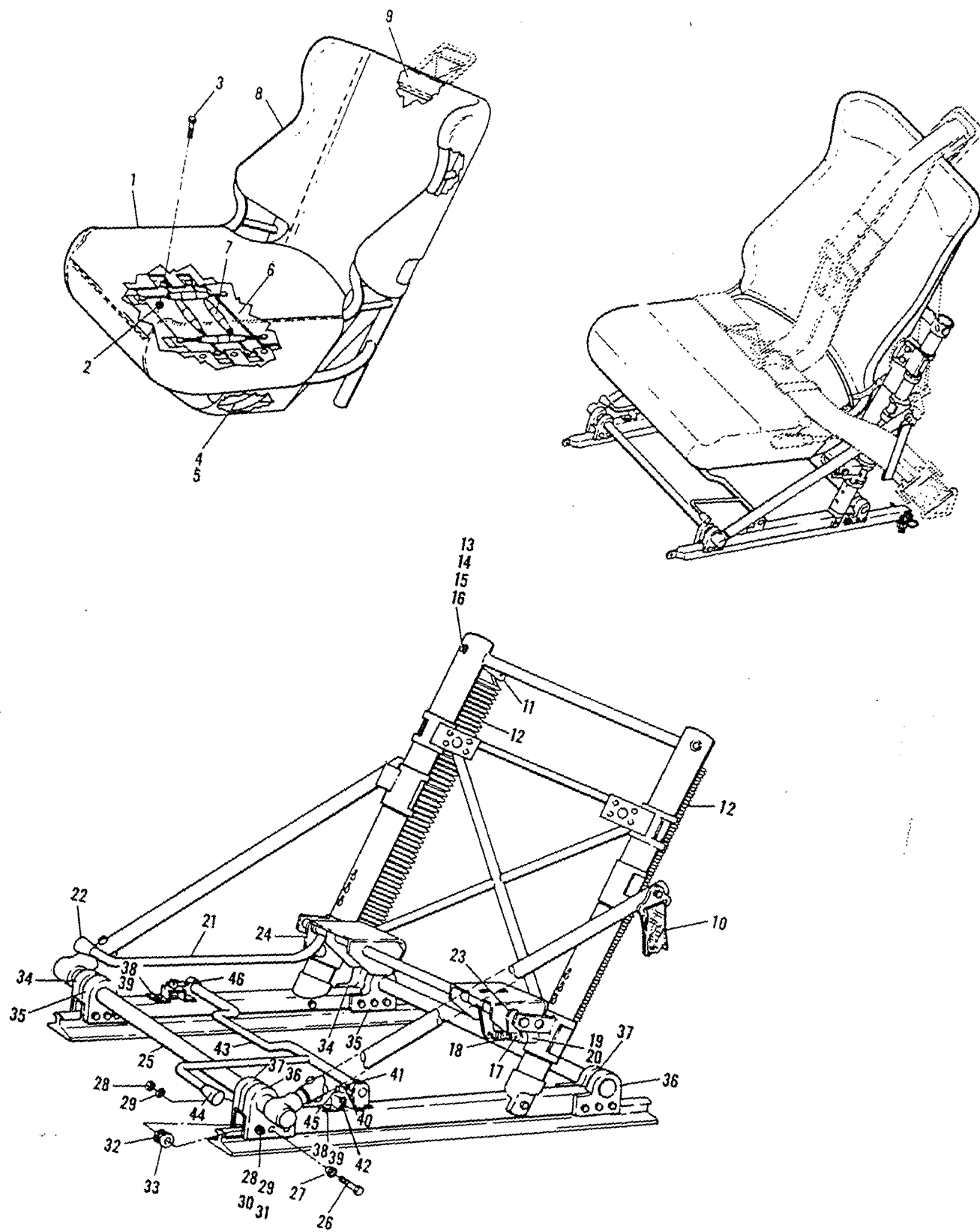


Figure 61. Seat Assembly

(1) FIGURE & INDEX NUMBER	(2) PART NUMBER	(3) DESCRIPTION	(4) UNIT PER ASSY	(5) USABLE ON CODE
61 -	AL1018-5	SEAT ASSY (09986) (SEE FIG. 60 FOR NHA).....	REF	
- 1	AL1040-11-00	..COVER ASSY (09986) (UH-1P ONLY).....	1	
	AL1018-11-00	..COVER ASSY,BOTTOM (09986) (TH/UH-1F ONLY).. ..NUT.....	1 8	
- 2	MS21045C3	..BOLT.....	8	
- 3	AN3H5A	..SEAT PAD (09986).....	1	
	AL1018-8-00	..COVER ASSY (09986).....	1	
- 4	AL1018-8-01	..SCREW (AP).....	4	
- 5	MS35207-263	..SEAT PAN ASSY (09986).....	1	
- 6	AL1018-13-00	..TURNBUCKLE.....	4	
	MS21251B2S	..CLEVIS, LH.....	1	
- 7	MS21252-2LS	..CLEVIS, RH.....	1	
	MS21252-2RS	..BARREL.....	1	
	MS21252-2S	..COVER ASSY (09986) (UH-1P ONLY).....	1	
- 8	AL1040-12-00	..COVER ASSY,BACK (09986) (TH/UH-1F ONLY)....	1	
- 9	AL1018-12-00	..SHOULDER PAN ASSY (09986).....	1	
- 10	AL1018-14-00	..BELT HOLDER ASSY (09986).....	2	
	AL1018-9-00	..COLUMN ASSY (09986).....	1	
	AL1018-20-00	..SPRING ATTACHMENT (09986).....	2	
- 11	AL1018-10-9	..SPRING (09986).....	2	
- 12	ALS161	..BEARING FRAME (09986).....	1	
	AL1018-25-00	..BRACKET (09986).....	2	
	AL1018-25-12	..NUT.....	2	
- 13	MS21045L4	..WASHER.....	2	
- 14	AN960-416	..EYE BOLT.....	2	
- 15	AN43-21	..SPACER (09986).....	2	
- 16	AL1007-10-05	..PIN.....	2	
- 17	MS20392-2C11	..CLEVIS (09986).....	2	
- 18	AL1007-20-06	..BUSHING (09986).....	2	
- 19	AL2031-20-05	..SPRING (09986).....	2	
- 20	ALS68	..HANDLE (09986).....	1	
- 21	AL1018-21-00	..TIP (75543).....	1	
- 22	T37	..LIFTER (09986).....	1	
- 23	AL1007-17-00	..LIFTER (09986).....	1	
- 24	AL1007-18-00	..CARRIAGE (09986).....	1	
- 25	AL1018-15-00	..BOLT (09986).....	4	
- 26	AL1018-15-14	..WASHER (09986).....	4	
- 27	AL1018-15-11	..NUT.....	12	
- 28	MS21044N4	..WASHER.....	12	
- 29	AN960-416	..WASHER.....	8	
- 30	AN960-416L	..BOLT.....	8	
- 31	AN4H17A	..CARRIAGE ROLLER (09986).....	4	
- 32	AL1018-15-13	..ECCENTRIC SLEEVE (09986).....	4	
- 33	AL1018-15-12	..OUTBOARD BRACKET (09986).....	2	
- 34	AL1018-15-03	..INBOARD BRACKET (09986).....	2	
- 35	AL1018-15-05	..OUTBOARD BRACKET (09986).....	2	
- 36	AL1018-15-04	..INBOARD BRACKET (09986).....	2	
- 37	AL1018-15-06	..BOLT.....	4	
- 38	AN3H4A	..WASHER.....	4	
- 39	MS35333-39	..PIN.....	2	
	MS20392-2C21	..PIN.....	2	
- 40	MS20392-2C11	..CLEVIS (09986).....	2	
- 41	AL1007-15-21	..SPRING (09986).....	2	
- 42	ALS68	..HANDLE ASSY (09986).....	1	
- 43	AL1018-16-00	..TIP (75543).....	1	
- 44	T37	..LIFTER (09986).....	1	
- 45	AL1007-17-00	..LIFTER (09986).....	1	
- 46	AL1007-18-00	..LIFTER (09986).....	1	

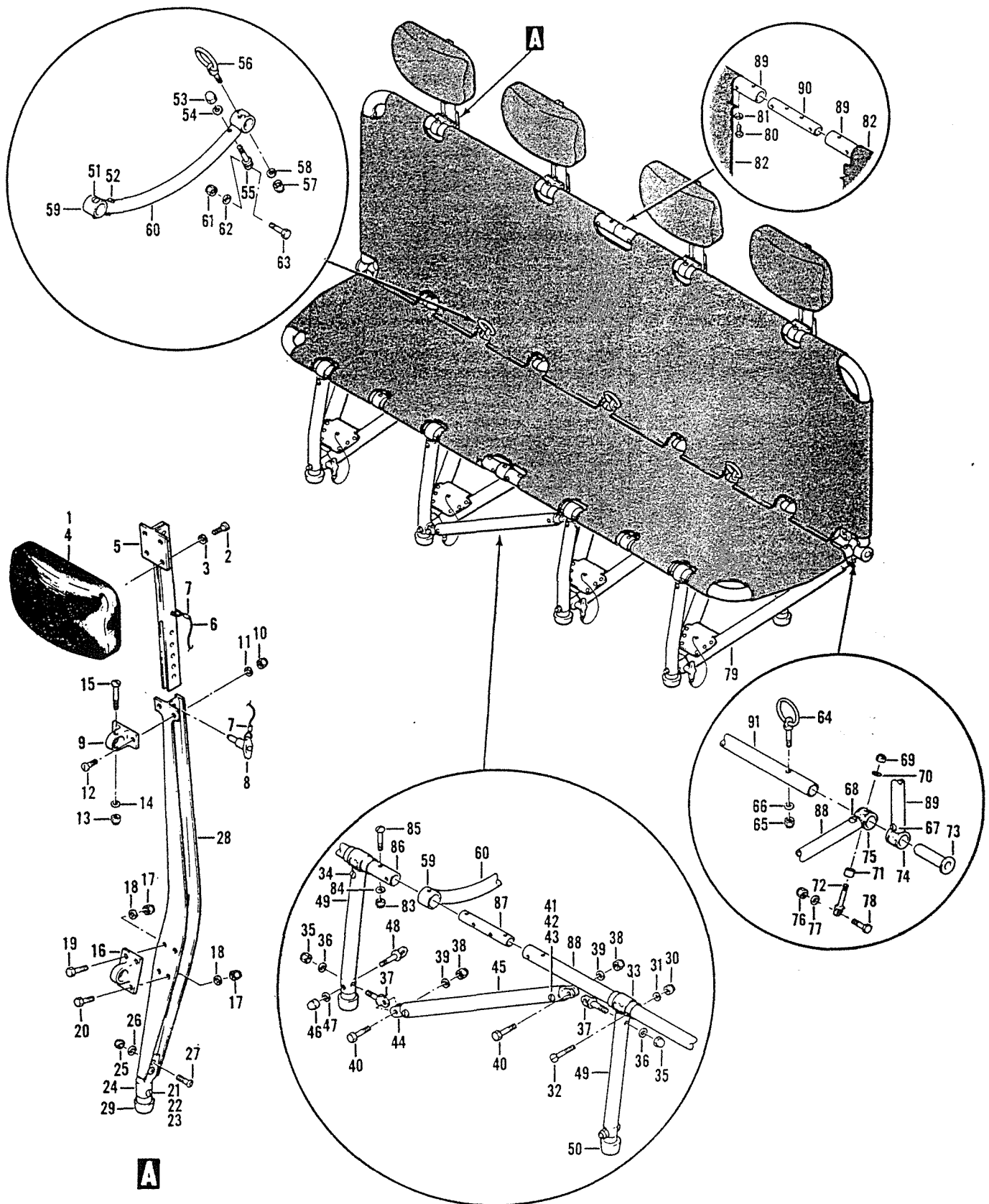


Figure 62. Seat Assembly, Troop

(1) FIGURE & INDEX NUMBER	(2) PART NUMBER	(3) DESCRIPTION	(4) UNIT PER ASSY	(5) USABLE ON CODE
62 -	204-200-021-1	SECTION ASSY, HELICOPTER, FWD (SEE FIG. 58, 60, 64, 66, 67, 75, 78, 79, 80, 81, 83, 88, 97, 105, 106, 109, 117, 127, 128, 135, 152 AND 183 FOR BALANCE OF BREAKDOWN)	REF	A
	204-200-021-5	SECTION ASSY, HELICOPTER, FWD (SEE FIG. 58, 60, 64, 66, 67, 75, 78, 79, 80, 81, 83, 88, 97, 105, 106, 109, 117, 127, 128, 135, 152 AND 183 FOR BALANCE OF BREAKDOWN)	REF	B
	204-200-021-7	SECTION ASSY, HELICOPTER, FWD (SEE FIG. 58, 60, 64, 66, 67, 75, 78, 79, 80, 81, 83, 88, 97, 105, 106, 109, 117, 127, 128, 135, 152 AND 183 FOR BALANCE OF BREAKDOWN)	REF	C
	204-200-021-3	SECTION ASSY, HELICOPTER, FWD (SEE FIG. 58, 60, 64, 66, 67, 75, 78, 79, 80, 81, 83, 88, 97, 105, 106, 109, 117, 127, 128, 135, 152 AND 183 FOR BALANCE OF BREAKDOWN)	REF	D
	204-200-021-11	SECTION ASSY, HELICOPTER, FWD (SEE FIG. 58, 60, 64, 66, 67, 75, 77, 78, 79, 80, 81, 83, 88, 97, 105, 106, 109, 117, 127, 128, 135, 152 AND 183 FOR BALANCE OF BREAKDOWN)	REF	E
	204-200-021-13	SECTION ASSY, HELICOPTER, FWD (SEE FIG. 58, 60, 64, 66, 67, 75, 77, 78, 79, 80, 81, 83, 88, 97, 105, 106, 109, 117, 127, 128, 135, 152 AND 183 FOR BALANCE OF BREAKDOWN)	REF	F
	204-200-021-15	SECTION ASSY, HELICOPTER, FWD (SEE FIG. 58, 60, 64, 66, 67, 75, 77, 78, 79, 80, 81, 83, 88, 97, 105, 106, 109, 117, 127, 128, 135, 152 AND 183 FOR BALANCE OF BREAKDOWN)	REF	G
	204-200-021-17	SECTION ASSY, HELICOPTER, FWD (SEE FIG. 58, 60, 64, 66, 67, 75, 77, 78, 79, 80, 81, 83, 88, 97, 105, 106, 109, 117, 127, 128, 135, 152 AND 183 FOR BALANCE OF BREAKDOWN)	REF	H
	204-200-021-19	SECTION ASSY, HELICOPTER, FWD (SEE FIG. 58, 60, 64, 65, 66, 67, 75, 77, 78, 79, 80, 81, 83, 88, 97, 105, 106, 109, 117, 127, 128, 129, 136, 152, 155, 183 AND 214 FOR BALANCE OF BREAKDOWN)	REF	J
	204-072-707-41	..SEAT ASSY.....	1	K
- 1	204-072-727-1	..HEAD REST ASSY.....	4	K
- 2	204-070-723-1	..HEAD REST.....	1	K
- 3	AN525-10R9	..SCREW (AP).....	4	
- 4	AN960PD10	..WASHER (AP).....	4	
- 5	204-070-471-3	..COVER (NYLON CLOTH MIL-C-7219 TYPE 1).....	1	K
- 6	204-072-727-3	..SUPPORT ASSY.....	1	K
- 7	204-072-727-11	..CABLE.....	1	K
- 8	18-1C	..SLEEVE, OVAL (76691).....	2	K
- 9	MS17984-307	..PIN (5340-00-904-5238).....	1	K
- 10	204-072-716-1	..FITTING.....	4	K
- 11	NAS679A3	..NUT (AP).....	8	
- 12	AN960PD10L	..WASHER (AP).....	8	
- 13	AN525-10R8	..SCREW (AP).....	8	
- 14	22K2-02	..NUT (72962).....	4	
- 15	AN960PD10L	..WASHER.....	4	
- 16	AN525-10R24	..SCREW.....	4	
- 17	204-072-826-1	..FITTING.....	4	K
- 18	MS21042L4	..NUT (AP).....	16	
- 19	AN960PD416	..WASHER (AP).....	16	
- 20	AN174-6A	..BOLT (AP).....	8	
- 21	AN174-7A	..BOLT (AP).....	8	
- 22	22K1-048	..NUT,CAP (72962).....	4	
- 23	AN960PD416	..WASHER.....	4	
- 24	AN525-416R22	..SCREW.....	4	
- 25	204-072-709-7	..BACK LEG ASSY.....	4	K
- 26	204-072-762-1	..FITTING.....	1	K
- 27	22K1-02	..NUT,CAP (AP) (72962).....	2	
- 28	AN960PD10L	..WASHER (AP).....	2	
- 29	AN525-10R14	..SCREW (AP).....	2	
- 30	204-072-709-3	..LEG.....	1	K
- 31	MS22034-1	..ADAPTER.....	4	

Section II
Group Assembly Parts List

T.O. 1H-1(U)F-4

(1) FIGURE & INDEX NUMBER	(2) PART NUMBER	(3) DESCRIPTION	(4) UNIT PER ASSY	(5) USABLE ON CODE
62 - 30	22K2-02	..NUT (72962).....	8	
- 31	AN960PD10L	..WASHER.....	8	
- 32	AN525-10R22	..SCREW.....	8	
- 33	204-072-763-1	..FITTING.....	4	K
- 34	MS21042L4	..NUT.....	3	
	AN960PD416	..WASHER.....	3	
	AN525-416R22	..SCREW.....	3	
- 35	22K1-054	..NUT,CAP (92962).....	2	
- 36	AN960PD516	..WASHER.....	2	
- 37	AN45-13A	..BOLT, EYE.....	2	
- 38	MS21042L5	..NUT.....	2	
- 39	AN960PD516	..WASHER.....	2	
- 40	AN175-7A	..BOLT.....	2	
	204-072-710-1	..BRACE ASSY.....	1	K
- 41	MS21042L4	..NUT.....	2	
- 42	AN960PD416	..WASHER.....	2	
- 43	AN525-416R22	..SCREW.....	2	
- 44	204-072-721-1	..FITTING.....	2	K
- 45	204-072-710-3	..TUBE.....	1	K
- 46	22K1-064	..NUT,CAP (92962).....	4	
- 47	AN960PD616	..WASHER.....	4	
- 48	AN46-14A	..BOLT, EYE.....	4	
- 49	204-072-707-49	..LEG, FRONT.....	4	K
- 50	SKEL406	..STUD, FITTING (99879).....	4	K
- 51	NAS679A3	..NUT.....	3	
	AN960PD10L	..WASHER.....	3	
	AN525-10R24	..SCREW.....	3	
- 52	MS21042L4	..NUT.....	3	
	AN960PD416	..WASHER.....	3	
	AN525-416R22	..SCREW.....	3	
- 53	22K1-064	..NUT (72962).....	3	
- 54	AN960PD616	..WASHER.....	3	
- 55	AN46-14A	..BOLT, EYE.....	3	
- 56	205-070-725-11	..RING, SAFETY BELT.....	3	K
- 57	MS21042L5	..NUT (AP).....	3	
- 58	AN960PD516	..WASHER (AP).....	3	
- 59	204-072-763-1	..FITTING.....	6	K
- 60	204-072-707-11	..SPREADER.....	3	K
- 61	MS21042L6	..NUT.....	3	
- 62	AN960PD616	..WASHER.....	3	
- 63	NAS464-6A23	..BOLT.....	3	
- 64	205-070-725-3	..RING, SAFETY BELT.....	2	K
- 65	MS21042L5	..NUT (AP).....	2	
- 66	AN960PD516	..WASHER (AP).....	2	
- 67	22K1-048	..NUT,CAP (72962).....	2	
	AN960PD416	..WASHER.....	2	
	AN525-416R22	..SCREW.....	2	
- 68	MS21042L4	..NUT.....	2	
	AN960PD416	..WASHER.....	2	
	AN525-416R22	..SCREW.....	2	
- 69	MS21042L6	..NUT.....	2	
- 70	AN960PD616	..WASHER.....	2	
- 71	NAS420012-26	..SPACER.....	2	
- 72	AN46-20A	..BOLT, EYE.....	2	
- 73	204-072-719-1	..RETAINER.....	2	K
- 74	204-072-763-1	..FITTING.....	2	K
- 75	204-072-763-3	..FITTING.....	2	K
- 76	MS21042L6	..NUT.....	2	
- 77	AN960PD616	..WASHER.....	2	
- 78	NAS464-6A13	..BOLT.....	2	
- 79	204-072-708-1	..BRACE ASSY (SEE FIG. 63 FOR DETAIL BREAKDOWN)	1	K
- 80	AN530-8R8	..SCREW.....	98	
- 81	AN960PD8L	..WASHER.....	98	
- 82	204-072-707-43	..COVER ASSY.....	1	K
- 83	22K1-02	..NUT (72962).....	8	
- 84	AN960PD10	..WASHER.....	8	
- 85	AN525-10R22	..SCREW.....	8	
- 86	204-072-707-39	..RAIL.....	1	K

(1) FIGURE & INDEX NUMBER	(2) PART NUMBER	(3) DESCRIPTION	(4) UNIT PER ASSY	(5) USABLE ON CODE
62 - 87 - 88 - 89 - 90 - 91	204-072-758-1 204-072-707-5 204-072-707-9 204-072-757-1 204-072-707-7	..SLFFVE..... ..RAIL..... ..RAIL..... ..SLEEVE..... ..RAIL.....	1 1 2 1 1	K K K K K
		CODING EXPLANATION CODE SERIAL NUMBERS A 63-13141 THRU 63-13142 B 63-13143 THRU 63-13145 C 63-13146 THRU 63-13165 D 64-15476 THRU 65-7924 E 65-7925 THRU 65-7938 F 65-7939 THRU 65-7942 G 65-7943 THRU 66-1222 H 66-1223 THRU 66-1224 J 66-1225 AND SUBSEQUENT K 63-13141 THRU 66-1249		

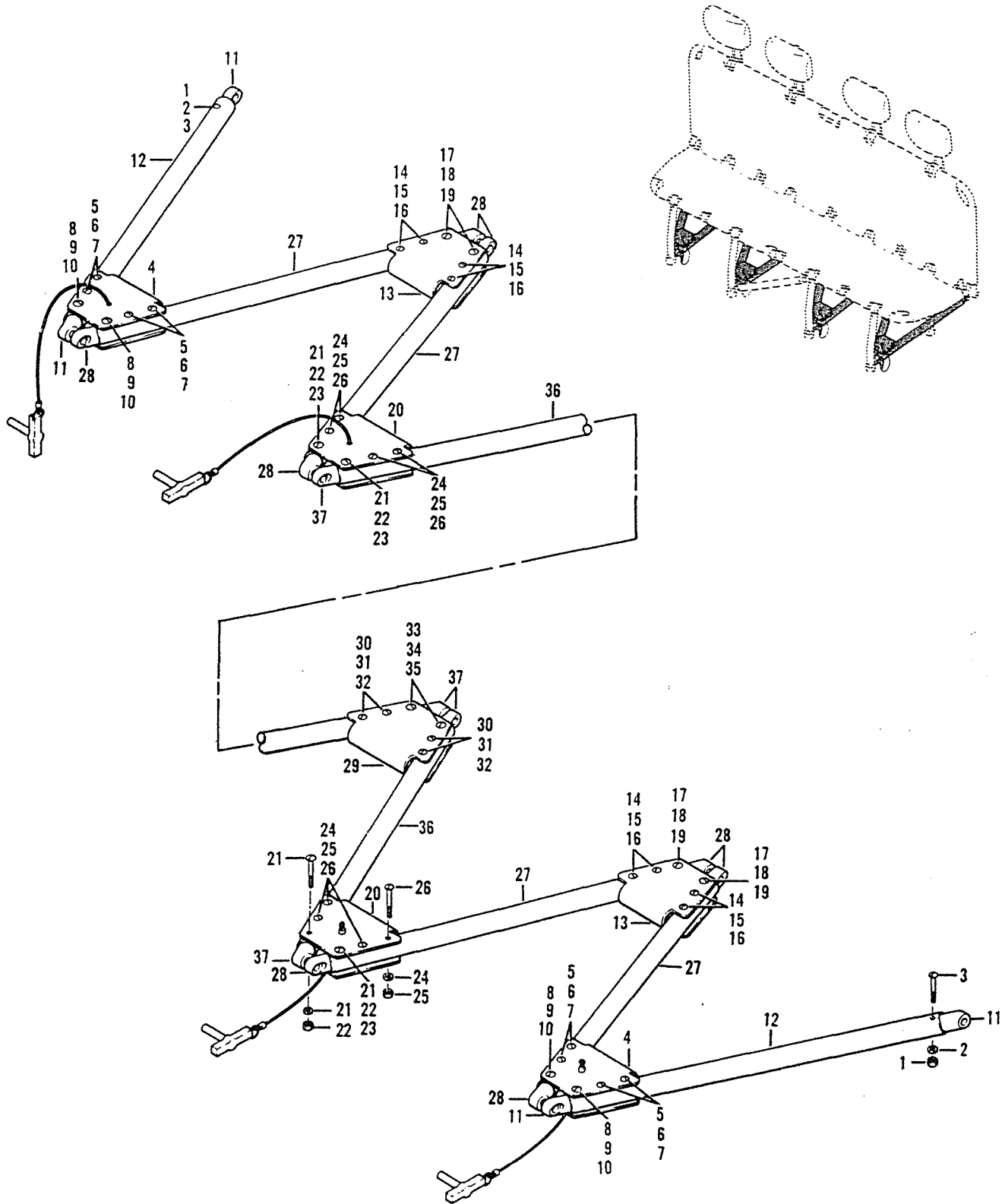


Figure 63. Brace Assembly, Troop Seat

(1) FIGURE & INDEX NUMBER	(2) PART NUMBER	(3) DESCRIPTION	(4) UNIT PER ASSY	(5) USABLE ON CODE
63 -	204-072-708-1	BRACE ASSY (SEE FIG. 62 FOR NHA).....	REF	A
- 1	NAS679A3	.NUT.....	2	
- 2	AN960PD10	.WASHER.....	2	
- 3	AN525-10R22	.SCREW.....	2	
- 4	204-072-713-1	.GUSSET ASSY.....	2	A
- 5	NAS679A3	.NUT (AP).....	8	
- 6	AN960PD10	.WASHER (AP).....	8	
- 7	AN525-10R24	.SCREW (AP).....	8	
- 8	MS21042L4	.NUT (AP).....	4	
- 9	AN960PD416	.WASHER (AP).....	4	
- 10	AN525-416R24	.SCREW (AP).....	4	
- 11	204-072-711-1	.FITTING.....	4	A
- 12	204-072-708-3	.TUBE.....	2	A
- 13	204-072-715-1	.GUSSET.....	2	A
- 14	NAS679A3	.NUT (AP).....	8	
- 15	AN960PD10	.WASHER (AP).....	8	
- 16	AN525-10R24	.SCREW (AP).....	8	
- 17	MS21042L4	.NUT (AP).....	4	
- 18	AN960PD416	.WASHER (AP).....	4	
- 19	AN525-416R24	.SCREW (AP).....	4	
- 20	204-072-724-1	.GUSSET ASSY.....	2	A
- 21	MS21042L4	.NUT (AP).....	4	
- 22	AN960PD416	.WASHER (AP).....	4	
- 23	AN525-416R24	.SCREW (AP).....	4	
- 24	NAS679A3	.NUT (AP).....	8	
- 25	AN960PD10	.WASHER (AP).....	8	
- 26	AN525-10R24	.SCREW (AP).....	8	
- 27	204-072-708-5	.TUBE.....	4	A
- 28	204-072-712-1	.FITTING.....	8	A
- 29	204-072-725-1	.GUSSET.....	2	A
- 30	NAS679A3	.NUT (AP).....	4	
- 31	AN960PD10	.WASHER (AP).....	4	
- 32	AN525-10R24	.SCREW (AP).....	4	
- 33	MS21042L4	.NUT (AP).....	2	
- 34	AN960PD416	.WASHER (AP).....	2	
- 35	AN525-416R24	.SCREW (AP).....	2	
- 36	204-072-708-7	.TUBE.....	2	A
- 37	204-072-714-1	.FITTING.....	4	A
CODING EXPLANATION				
CODE SERIAL NUMBERS				
A 63-13141 THRU 66-1241				

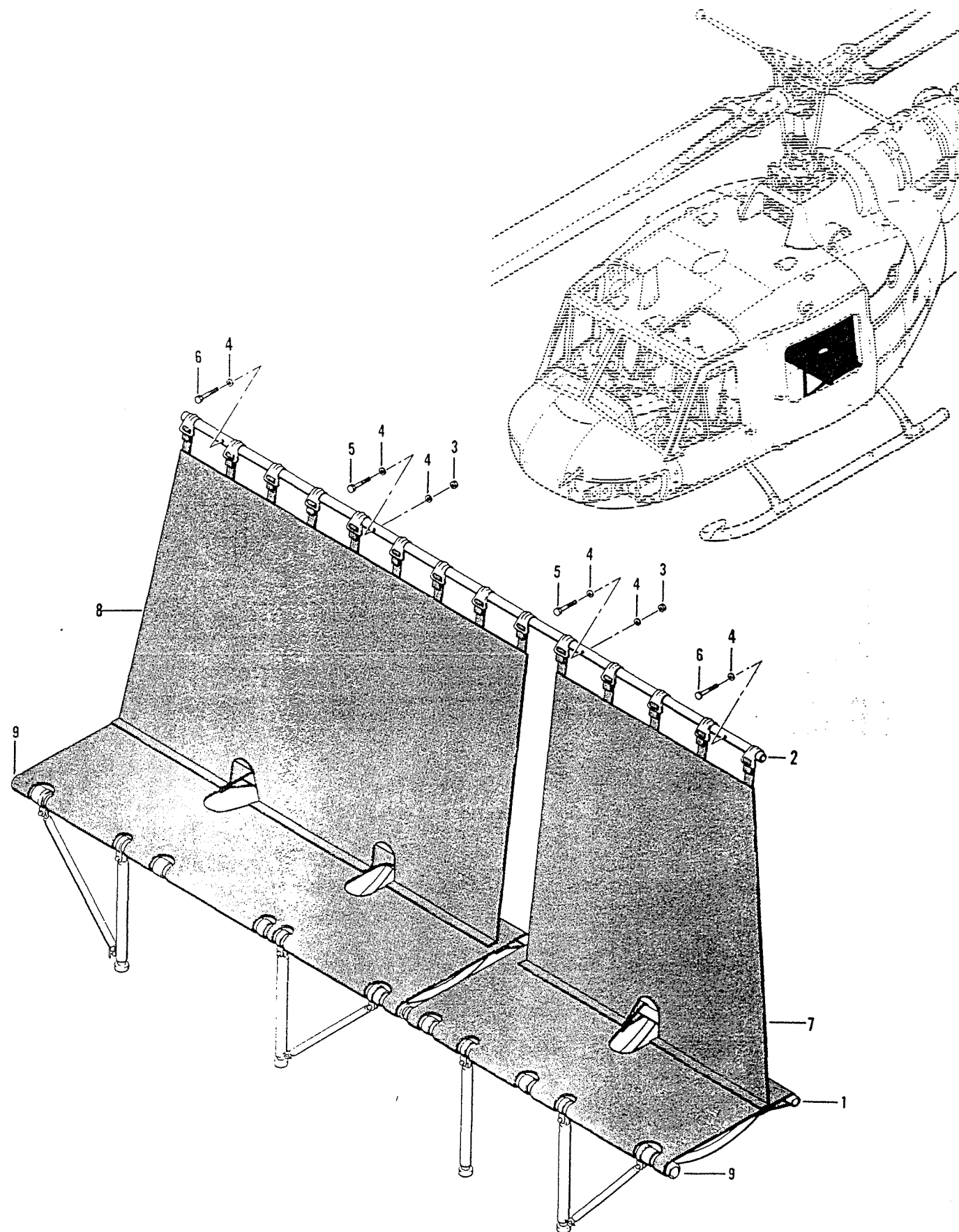


Figure 64. Seat Installation, Passenger

(1) FIGURE & INDEX NUMBER	(2) PART NUMBER	(3) DESCRIPTION	(4) UNIT PER ASSY	(5) USABLE ON CODE
64 -	204-200-021-1	SECTION ASSY, HELICOPTER FWD (SEE FIG. 58,... 60, 62, 66, 67, 75, 78, 79, 80, 81, 83, 88, 97, 105, 106, 109, 117, 127, 128, 135, 152 AND 183 FOR BALANCE OF BREAKDOWN)	REF	A
	204-200-021-5	SECTION ASSY, HELICOPTER FWD (SEE FIG. 58,... 60, 62, 66, 67, 75, 78, 79, 80, 81, 83, 88, 97, 105, 106, 109, 117, 127, 128, 135, 152 AND 183 FOR BALANCE OF BREAKDOWN)	REF	B
	204-200-021-7	SECTION ASSY, HELICOPTER FWD (SEE FIG. 58,... 60, 62, 66, 67, 75, 78, 79, 80, 81, 83, 88, 97, 105, 106, 109, 117, 127, 128, 135, 152 AND 183 FOR BALANCE OF BREAKDOWN)	REF	C
	204-200-021-3	SECTION ASSY, HELICOPTER FWD (SEE FIG. 58,... 60, 62, 66, 67, 75, 78, 79, 80, 81, 83, 88, 97, 105, 106, 109, 117, 127, 128, 135, 152 AND 183 FOR BALANCE OF BREAKDOWN)	REF	D
	204-200-021-11	SECTION ASSY, HELICOPTER FWD (SEE FIG. 58,... 60, 62, 66, 67, 75, 77, 78, 79, 80, 81, 83, 88, 97, 105, 106, 109, 117, 127, 128, 135, 152 AND 183 FOR BALANCE OF BREAKDOWN)	REF	E
	204-200-021-13	SECTION ASSY, HELICOPTER FWD (SEE FIG. 58,... 60, 62, 66, 67, 75, 77, 78, 79, 80, 81, 83, 88, 97, 105, 106, 109, 117, 127, 128, 135, 152 AND 183 FOR BALANCE OF BREAKDOWN)	REF	F
	204-200-021-15	SECTION ASSY, HELICOPTER FWD (SEE FIG. 58,... 60, 62, 66, 67, 75, 77, 78, 79, 80, 81, 83, 88, 97, 105, 106, 109, 117, 127, 128, 135, 152 AND 183 FOR BALANCE OF BREAKDOWN)	REF	G
	204-200-021-17	SECTION ASSY, HELICOPTER FWD (SEE FIG. 58,... 60, 62, 66, 67, 75, 77, 78, 79, 80, 81, 83, 88, 97, 105, 106, 109, 117, 127, 128, 135, 152 AND 183 FOR BALANCE OF BREAKDOWN)	REF	H
	204-200-021-19	SECTION ASSY, HELICOPTER FWD (SEE FIG. 58,... 60, 62, 65, 66, 67, 75, 77, 78, 79, 80, 81, 83, 88, 97, 105, 106, 109, 117, 127, 128, 129, 136, 152, 155, 183 AND 214 FOR BALANCE OF BREAKDOWN)	REF	J
- 1	204-070-022-3	..SEAT INSTL, PASSENGER.....	1	
- 2	204-070-011-1	..TUBE, LOWER.....	1	
- 3	204-070-011-3	..TUBE, UPPER.....	1	
- 4	NAS679A3	..NUT (AP).....	2	
- 5	AN960PD10	..WASHER (AP).....	6	
- 6	AN3-16A	..BOLT (AP).....	2	
- 7	AN3-15A	..BOLT (AP).....	2	
- 7	A6509	..SEAT, TROOP (15814) FOR REPLACEMENT USE P/N 204-072-037-1	1	
	ACA3902-1	..SEAT, TROOP (76912) FOR REPLACEMENT USE P/N 204-072-037-1	1	
	204-070-005-5	..SEAT, TROOP (76912) (MF ADA1355..... MIL-C-7219A TYPE III)	1	
- 8	204-072-037-1	..SEAT TROOP.....	1	
	A6511	..SEAT, TROOP (15814) (FOR REPLACEMENT USE... P/N 204-072-037-3)	1	
	ACA3903-3	..SEAT, TROOP (76914) (FOR REPLACEMENT USE... P/N 204-072-037-3)	1	
	204-070-005-7	..SEAT, TROOP (76912) (MF ACA1355..... MIL-C-7219A TYPE III)	1	
- 9	204-072-037-3	..SEAT TROOP.....	1	
	HS51400	..PLUG, FRONT BEAM (83058).....	2	
NOTE THE 3-MAN TROOP SEAT AS DEPICTED, IS NOT PROCURABLE. P/N 204-072-037-3, FSN 1680-928-3846, WHICH IS THE BOTTOM ONLY, IS PROCURABLE. IF THE BACK IS DESIRED, IT MAY BE LOCALLY MANUFACTURED PER SAMPLE. MATERIAL TO BE USED IS CLOTH, DUCK, NYLON, MIL-C-7219, TYPE III. THE WEBBING IS TEXTILE NYLON MIL-W-4088.				



THE
STATE
OF
NEW
YORK
IN SENATE
JANUARY 18, 1907.
REPORT
OF THE
COMMISSIONERS OF THE LAND OFFICE
IN RESPONSE TO A RESOLUTION
PASSED BY THE SENATE
MAY 1, 1896.
ALBANY: J. B. LIPPINCOTT & COMPANY, PRINTERS.
1907.

(1) FIGURE & INDEX NUMBER	(2) PART NUMBER	(3) DESCRIPTION	(4) UNIT PER ASSY	(5) USABLE ON CODE
64 -		<p>MATERIAL CAN BE REQUISITIONED IN SAGE GREEN, NATURAL OR OLIVE GREEN. MAROON COLORED CLOTH IS NOT AVAILABLE. FSN'S FOR MIL-C-7210, TYPE III CLOTH ARE: 8305-765-2863-42 IN WIDTH-SAGE GREEN 8305-883-8493-54 IN WIDTH-NATURAL 8305-985-7334-40 IN WIDTH-NATURAL 8305-926-6869-40 IN WIDTH-OLIVE GREEN</p> <p>CODING EXPLANATION</p> <p>CODE SERIAL NUMBERS</p> <p>A 63-13141 THRU 63-13142</p> <p>B 63-13143 THRU 63-13145</p> <p>C 63-13146 THRU 63-13165</p> <p>D 64-15476 THRU 65-7924</p> <p>E 65-7925 THRU 65-7938</p> <p>F 65-7939 THRU 65-7942</p> <p>G 65-7943 THRU 66-1222</p> <p>H 66-1223 THRU 66-1224</p> <p>J 66-1225 AND SUBSEQUENT</p>		

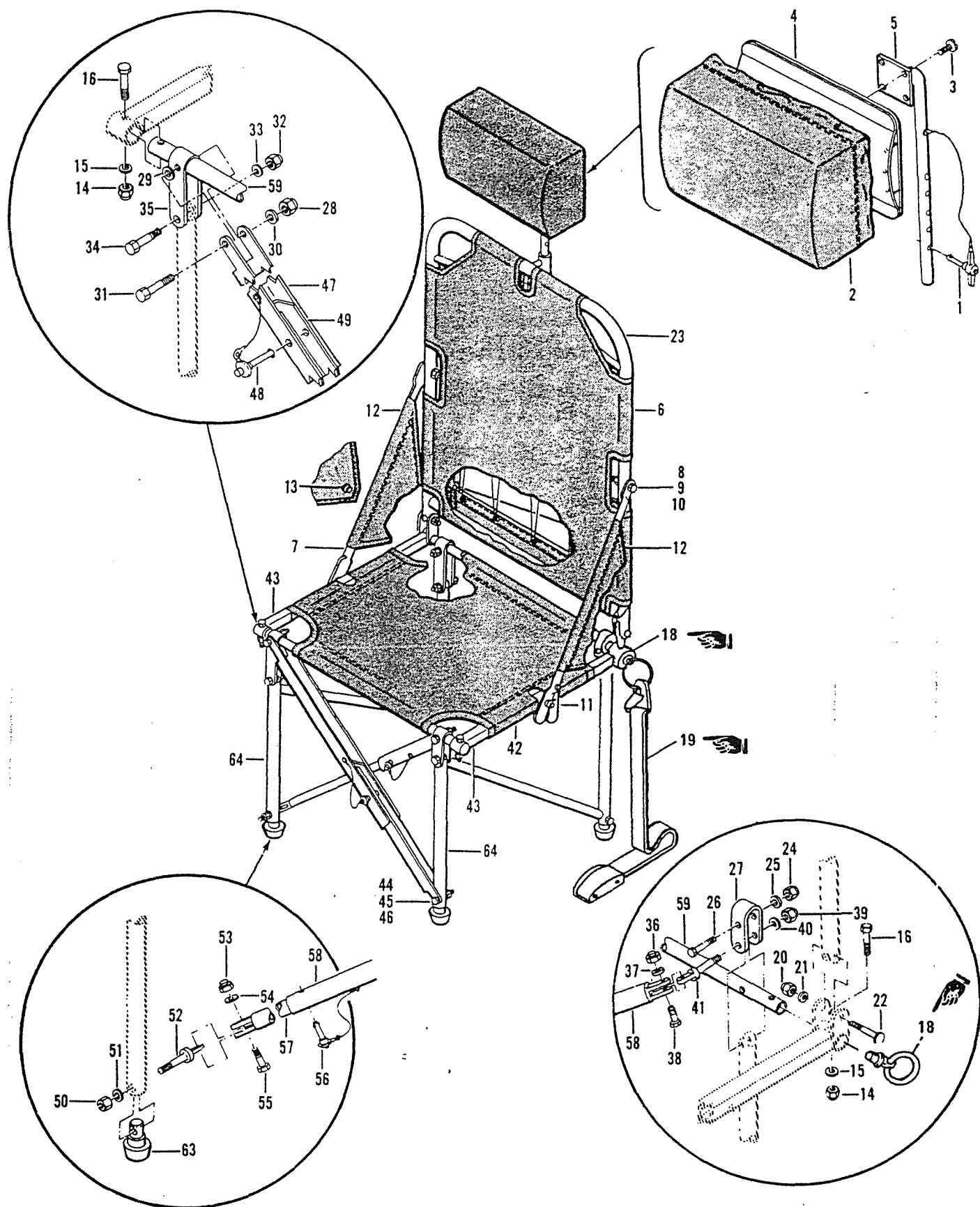


Figure 65. Seat Assembly, One Man

(1) FIGURE & INDEX NUMBER	(2) PART NUMBER	(3) DESCRIPTION	(4) UNIT PER ASSY	(5) USABLE ON CODE
65 -	204-200-021-19	SECTION ASSY, HELICOPTER FWD (SEE FIG. 58,...	REF	A
	6003-1	SEAT ASSY, ONE-MAN (14672) (BHT.....	1	A
		SPECIFICATION CONTROL DRAWING		
		204-070-023-1 5)		
	6003-203	..HEADREST ASSY (14672).....	1	A
- 1	BLS3TA9S	...PIN, LOCK (14672).....	1	A
	L9T4	...CABLE ASSY (14672).....	1	A
- 2	6003-109	...COVER ASSY (14672).....	1	A
- 3	AN520-10-6	...SCREW (AP).....	4	
	6003-201	...CUSHION ASSY (14672).....	1	A
- 4	6003-105	...FRAME ASSY (14672).....	1	A
- 5	6003-107	...SUPPORT ASSY (14672).....	1	A
- 6	6003-303	..SUPPORT ASSY, BACK (14672).....	1	A
- 7	6003-405	..BRACE ASSY, BACK (14672).....	2	A
- 8	AN364-1032	..NUT (AP).....	2	
- 9	AN960-10L	..WASHER (AP).....	2	
- 10	AN3-14A	..BOLT (AP).....	2	
- 11	BLS3BA14S	...PIN, LOCK (14672).....	1	A
	L5T4	...CABLE ASSY (14672).....	1	A
- 12	6003-301	..GUARD ASSY, BELT LH (14672).....	1	A
- 13	AN227-6	...BUTTON.....	1	
	AN227-7	...SOCKET.....	1	
- 14	MS21044N3	..NUT.....	4	
- 15	AN960-10L	..WASHER.....	4	
- 16	AN3-14A	..BOLT.....	4	
- 17	DELETED			
- 18	A6569-20	..PLUG AND RING ASSY, RH (15814)	1	A
	A6569-10	..PLUG AND RING ASSY, LH (15814)	1	A
- 19	205-070-730-3	..BELT INSTALLATION (97499).....	1	A
	56E589	..BELT, SAFETY.....	1	A
- 20	MS21044N3	..NUT.....	2	
- 21	AN960-10L	..WASHER.....	2	
- 22	AN3-15A	..BOLT.....	2	
- 23	6003-5	..FRAME, BACK (14672).....	1	A
- 24	MS21044N4	..NUT.....	4	
- 25	AN960-416L	..WASHER.....	4	
- 26	AN4-14A	..BOLT.....	4	
- 27	6003-309	..FITTING, LH LEG (14672).....	2	A
- 28	MS21044N4	..NUT.....	1	
- 29	AN960-416	..WASHER.....	1	
- 30	AN960-416L	..WASHER.....	2	
- 31	AN4-16A	..BOLT.....	1	
- 32	MS21044N4	..NUT.....	2	
- 33	AN960-416L	..WASHER.....	2	
- 34	AN4-14A	..BOLT.....	2	
- 35	6003-307	..FITTING, RH LEG (14672).....	1	A
- 36	MS21044N3	..NUT.....	1	
- 37	AN960-10L	..WASHER.....	1	
- 38	AN3-10A	..BOLT.....	1	
- 39	MS21044N4	..NUT.....	1	
- 40	AN960-416	..WASHER.....	1	
- 41	AN43-14A	..BOLT, EYE.....	1	
- 42	6003-305	..FABRIC ASSY, BOTTOM (14672).....	1	A
- 43	6003-101	..SIDE RAIL, LH (14672).....	1	A
	6003-102	..SIDE RAIL, RH (14672).....	1	A
- 44	MS21044N4	..NUT.....	1	
- 45	AN960-416	..WASHER.....	1	
- 46	AN4-15A	..BOLT.....	1	
- 47	6003-401	..CHANNEL ASSY, OUTER (14672).....	1	A
- 48	BLSBA14S	...PIN, LOCK (14672).....	1	A
	L5T4	...CABLE ASSY (14672).....	1	A
- 49	6003-141	..CHANNEL, INNER (14672).....	1	A
- 50	MS21044N4	..NUT.....	1	
- 51	AN960-416L	..WASHER.....	1	
- 52	AN43-13A	..BOLT, EYE.....	1	
- 53	MS21044N3	..NUT.....	1	

1. *Pharmaceutical industry* – The pharmaceutical industry is the largest of the three industries, with sales of \$10.5 billion in 1997. It is the only industry that has not experienced a decline in sales since 1990. The industry is dominated by a few large firms, with the top five firms accounting for 40% of sales. The industry is highly competitive, with many firms competing for market share. The industry is also highly regulated, with the FDA overseeing the approval of new drugs.

(1) FIGURE & INDEX NUMBER	(2) PART NUMBER	(3) DESCRIPTION	(4) UNIT PER ASSY	(5) USABLE ON CODE
65 - 54	AN960-10L	..WASHER.....	1	
- 55	AN3-7A	..BOLT.....	1	
	6003-403	..BRACE ASSY (14672).....	1	A
- 56	BLS3TA9S	..PIN, LOCK (14672).....	1	A
	L4T4	..CABLE ASSY (14672).....	1	A
- 57	6003-147	..TUBE, INNER (14672).....	1	A
- 58	6003-145	..TUBE, OUTER (14672).....	1	A
- 59	6003-53	..TUBE (14672).....	2	A
- 60	MS21044N4	..NUT.....	2	
- 61	AN960-416L	..WASHER.....	2	
- 62	AN4-13A	..BOLT.....	2	
- 63	MS22034-1	..FITTING ASSY.....	4	
- 64	6003-7	..LEG ASSY, LH (14672).....	1	A
	6003-9	..LEG ASSY, RH (14672).....	1	A
		CODING EXPLANATION		
		CODE SERIAL NUMBERS		
		A 66-1225 AND SUBSEQUENT		

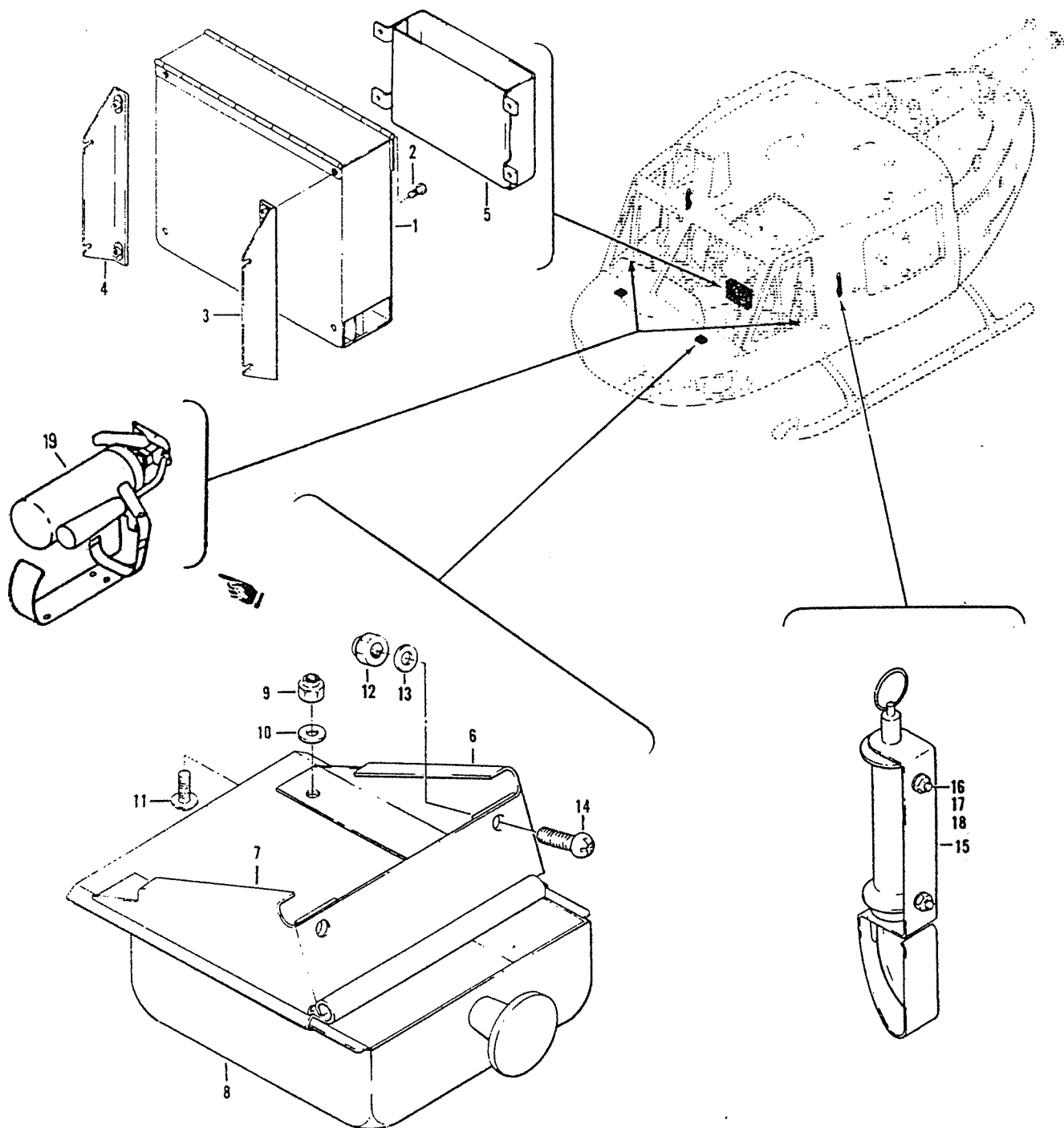


Figure 66. Map Case, Ash Tray and Box Installation

(1) FIGURE & INDEX NUMBER	(2) PART NUMBER	(3) DESCRIPTION	(4) UNIT PER ASSY	(5) USABLE ON CODE
66 -	204-200-021-1	SECTION ASSY, HELICOPTER FWD (SEE FIG. 58,... 60, 62, 64, 67, 75, 78, 79, 80, 81, 83, 88, 97, 105, 106, 109, 117, 127, 128, 135, 152 AND 183 FOR BALANCE OF BREAKDOWN)	REF	A
	204-200-021-5	SECTION ASSY, HELICOPTER FWD (SEE FIG. 58,... 60, 62, 64, 67, 75, 78, 79, 80, 81, 83, 88, 97, 105, 106, 109, 117, 127, 128, 135, 152 AND 183 FOR BALANCE OF BREAKDOWN)	REF	B
	204-200-021-7	SECTION ASSY, HELICOPTER FWD (SEE FIG. 58,... 60, 62, 64, 67, 75, 78, 79, 80, 81, 83, 88, 97, 105, 106, 109, 117, 127, 128, 135, 152 AND 183 FOR BALANCE OF BREAKDOWN)	REF	C
	204-200-021-3	SECTION ASSY, HELICOPTER FWD (SEE FIG. 58,... 60, 62, 64, 67, 75, 78, 79, 80, 81, 83, 88, 97, 105, 106, 109, 117, 127, 128, 135, 152 AND 183 FOR BALANCE OF BREAKDOWN)	REF	D
	204-200-021-11	SECTION ASSY, HELICOPTER FWD (SEE FIG. 58,... 60, 62, 64, 67, 75, 77, 78, 79, 80, 81, 83, 88, 97, 105, 106, 109, 117, 127, 128, 135, 152 AND 183 FOR BALANCE OF BREAKDOWN)	REF	E
	204-200-021-13	SECTION ASSY, HELICOPTER FWD (SEE FIG. 58,... 60, 62, 64, 67, 75, 77, 78, 79, 80, 81, 83, 88, 97, 105, 106, 109, 117, 127, 128, 135, 152 AND 183 FOR BALANCE OF BREAKDOWN)	REF	F
	204-200-021-15	SECTION ASSY, HELICOPTER FWD (SEE FIG. 58,... 60, 62, 64, 67, 75, 77, 78, 79, 80, 81, 83, 88, 97, 105, 106, 109, 117, 127, 128, 135, 152 AND 183 FOR BALANCE OF BREAKDOWN)	REF	G
	204-200-021-17	SECTION ASSY, HELICOPTER FWD (SEE FIG. 58,... 60, 62, 64, 67, 75, 77, 78, 79, 80, 81, 83, 88, 97, 105, 106, 109, 117, 127, 128, 135, 152 AND 183 FOR BALANCE OF BREAKDOWN)	REF	H
	204-200-021-19	SECTION ASSY, HELICOPTER FWD (SEE FIG. 58,... 60, 62, 64, 65, 67, 75, 77, 78, 79, 80, 81, 83, 88, 97, 105, 106, 109, 117, 127, 128, 129, 136, 152, 155, 183 AND 214 FOR BALANCE OF BREAKDOWN)	REF	J
- 1	204-070-254-3	..CASE INSTL, MAP.....	1	
- 2	AN8011-1A	..CASE.....	1	
- 3	MS35207-261	..SCREW (AP).....	4	
- 4	204-070-255-1	..BRACKET ASSY.....	1	
- 4	204-070-255-5	..BRACKET ASSY.....	1	
- 5	205-070-108-1	..BOX INSTL, CHECK LIST.....	1	
- 5	205-070-107-1	..BOX ASSY.....	1	
- 6	204-070-140-11	..ASH TRAY INSTL.....	1	
- 7	204-070-140-13	..BRACKET ASSY.....	1	
- 7	204-070-140-9	..BRACKET ASSY.....	1	
- 8	47-739-220-1	..ASH TRAY ASSY.....	2	
- 9	MS21042L08	..NUT (AP).....	8	
- 10	AN960PD08L	..WASHER (AP).....	8	
- 11	AN525-832R6	..SCREW (AP).....	8	
- 12	NAS679A3	..NUT (AP).....	4	
- 13	AN960PD10L	..WASHER (AP).....	4	
- 14	MS35207-262	..SCREW (AP).....	4	
- 15	204-072-040-1	..BREAKOUT TOOL INSTL LH.....	1	K
- 15	204-072-040-2	..BREAKOUT TOOL INSTL RH.....	1	K
- 16	FSN1680-083-7011	..TOOL, CANOPY BREAKOUT, (GFE) (80049).....	1	
- 17	NAS679A3	..NUT (AP).....	2	
- 18	AN960PD10L	..WASHER (AP).....	2	
- 18	MS35207-261	..SCREW (AP).....	2	
- 19	TYPE A-20	..FIRE EXTINGUISHER (USE UNTIL EXHAUSTED).....	1	
	IRA 4210-099	..FIRE EXTINGUISHER (REPLACES TYPE A-20).....	2	
	04843	..FIRE EXTINGUISHER (54905)(REPLACES TYPE A-20)	2	
	07495	..BRACKET (54905)(FOR P/N IRA 4210-099 AND 04843)	1	
		CODING EXPLANATION		
		CODE SERIAL NUMBERS		
		A 63-13141 THRU 63-13142		
		B 63-13143 THRU 63-13145		

(1) FIGURE & INDEX NUMBER	(2) PART NUMBER	(3) DESCRIPTION	(4) UNIT PER ASSY	(5) USABLE ON CODE
66 -		C 63-13146 THRU 63-13165 D 64-15476 THRU 65-7924 E 65-7925 THRU 65-7938 F 65-7939 THRU 65-7942 G 65-7943 THRU 66-1222 H 66-1223 THRU 66-1224 J 66-1225 THRU 66-1250 K 66-1223 AND SUBSEQUENT		

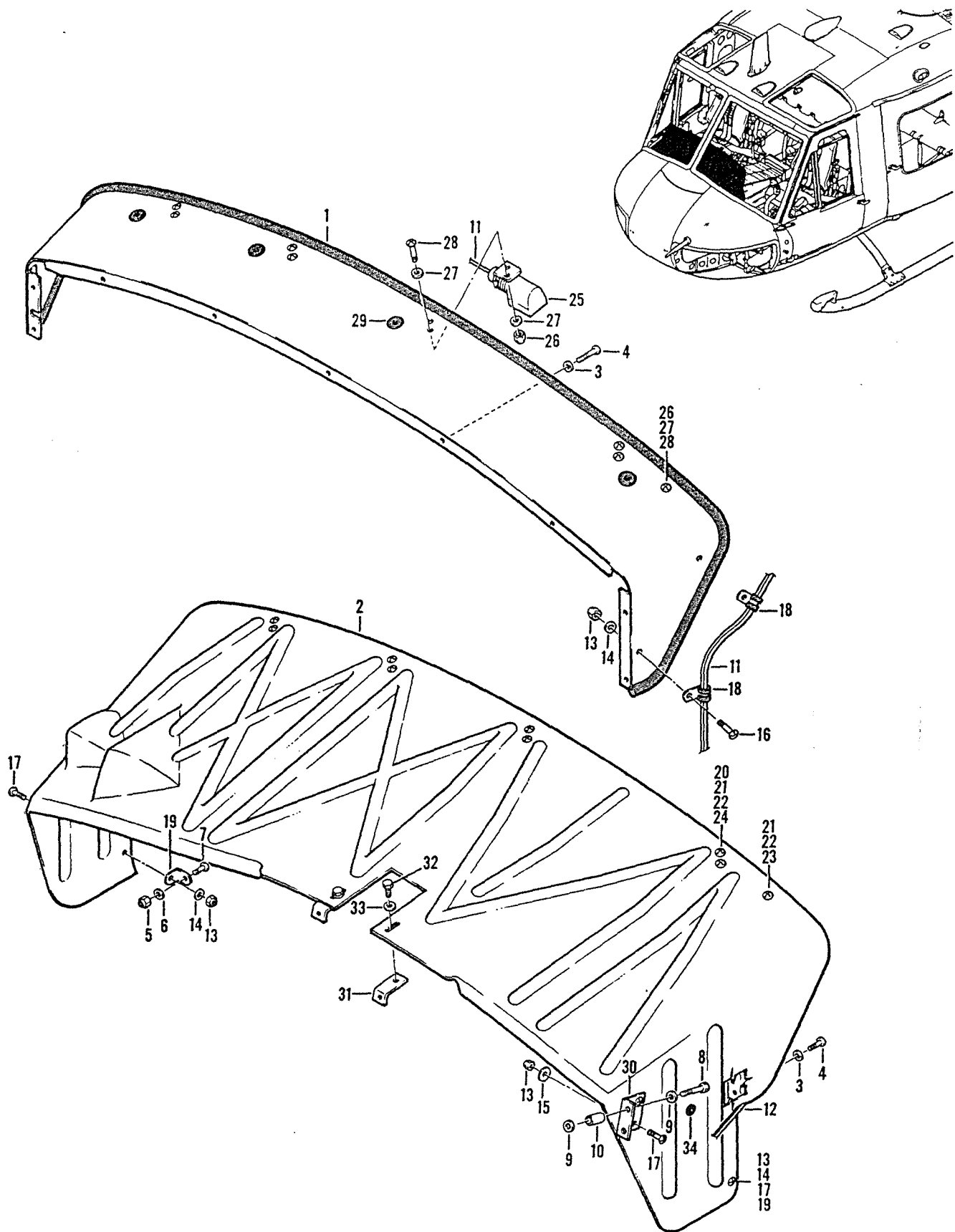


Figure 67. Glare Shield Assembly

(1) FIGURE & INDEX NUMBER	(2) PART NUMBER	(3) DESCRIPTION	(4) UNIT PER ASSY	(5) USABLE ON CODE
67 -	204-200-021-1	SECTION ASSY, HELICOPTER FWD (SEE FIG. 58,... 60, 62, 64, 66, 75, 78, 79, 80, 81, 83, 88, 97, 105, 106, 109, 117, 127, 128, 135, 152 AND 183 FOR BALANCE OF BREAKDOWN)	REF	A
	204-200-021-5	SECTION ASSY, HELICOPTER FWD (SEE FIG. 58,... 60, 62, 64, 66, 75, 78, 79, 80, 81, 83, 88, 97, 105, 106, 109, 117, 127, 128, 135, 152 AND 183 FOR BALANCE OF BREAKDOWN)	REF	B
	204-200-021-7	SECTION ASSY, HELICOPTER FWD (SEE FIG. 58,... 60, 62, 64, 66, 75, 78, 79, 80, 81, 83, 88, 97, 105, 106, 109, 117, 127, 128, 135, 152 AND 183 FOR BALANCE OF BREAKDOWN)	REF	C
	204-200-021-3	SECTION ASSY, HELICOPTER FWD (SEE FIG. 58,... 60, 62, 64, 66, 75, 78, 79, 80, 81, 83, 88, 97, 105, 106, 109, 117, 127, 128, 135, 152 AND 183 FOR BALANCE OF BREAKDOWN)	REF	D
	204-200-021-11	SECTION ASSY, HELICOPTER FWD (SEE FIG. 58,... 60, 62, 64, 66, 75, 77, 78, 79, 80, 81, 83, 88, 97, 105, 106, 109, 117, 127, 128, 135, 152 AND 183 FOR BALANCE OF BREAKDOWN)	REF	E
	204-200-021-13	SECTION ASSY, HELICOPTER FWD (SEE FIG. 58,... 60, 62, 64, 66, 75, 77, 78, 79, 80, 81, 83, 88, 97, 105, 106, 109, 117, 127, 128, 135, 152 AND 183 FOR BALANCE OF BREAKDOWN)	REF	F
	204-200-021-15	SECTION ASSY, HELICOPTER FWD (SEE FIG. 58,... 60, 62, 64, 66, 75, 77, 78, 79, 80, 81, 83, 88, 97, 105, 106, 109, 117, 127, 128, 135, 152 AND 183 FOR BALANCE OF BREAKDOWN)	REF	G
	204-200-021-17	SECTION ASSY, HELICOPTER FWD (SEE FIG. 58,... 60, 62, 64, 66, 75, 77, 78, 79, 80, 81, 83, 88, 97, 105, 106, 109, 117, 127, 128, 135, 152 AND 183 FOR BALANCE OF BREAKDOWN)	REF	H
	204-200-021-19	SECTION ASSY, HELICOPTER FWD (SEE FIG. 58,... 60, 62, 64, 65, 66, 75, 77, 78, 79, 80, 81, 93, 88, 97, 105, 106, 109, 117, 127, 129, 136, 152, 155, 183 AND 214 FOR BALANCE OF BREAKDOWN)	REF	J
	204-070-704-31	PANEL AND PEDESTAL INSTL (SEE FIGS. 68, 69. AND 74 FOR BALANCE OF BREAKDOWN)	1	A
	204-070-704-39	PANEL AND PEDESTAL INSTL (SEE FIGS. 68, 69. AND 74 FOR BALANCE OF BREAKDOWN)	1	K
	204-070-704-33	PANEL AND PEDESTAL INSTL (SEE FIGS. 68, 69. AND 74 FOR BALANCE OF BREAKDOWN)	1	D
	204-070-704-49	PANEL AND PEDESTAL INSTL (SEE FIGS. 68, 69. AND 74 FOR BALANCE OF BREAKDOWN)	1	L
	204-070-704-51	PANEL AND PEDESTAL INSTL (SEE FIGS. 68, 69. AND 74 FOR BALANCE OF BREAKDOWN)	1	M
	204-070-704-59	PANEL AND PEDESTAL INSTL (SEE FIGS. 68, 70. AND 74 FOR BALANCE OF BREAKDOWN)	1	J
- 1	204-070-008-21	SHIELD ASSY, GLARE.....	1	N
- 2	204-072-023-1	SHIELD ASSY, GLARE (REPLACED BY..... 204-072-023-19)	1	P
	204-072-023-19	SHIELD ASSY, GLARE (REPLACES..... 204-072-023-1)	1	Q
- 3	AN960PD10L	WASHER (AP).....	7	
- 4	MS35207-264	SCREW (AP).....	7	
- 5	NAS679A3	NUT (USBL ON 204-070-704-33 AND -49) (AP).....	2	
- 6	AN960PD10L	WASHER (USBL ON 204-070-704-33 AND -49)..... (AP)	2	
- 7	MS35207-263	SCREW (USBL ON 204-070-704-33 AND -49)..... (AP)	2	
- 8	AN3-26A	BOLT (USBL ON 204-070-704-33 AND -49) (AP).....	2	
- 9	AN960PD10L	WASHER (USBL ON 204-070-704-33 AND -49)..... (AP)	4	
- 10	NAS43DD3-48	SPACER (USBL ON 204-070-704-33 AND -49)..... (AP)	1	
- 11	204-075-427-11	CABLE ASSY.....	1	N
- 12	204-075-427-17	CABLE ASSY.....	1	Q
- 13	NAS679A3	NUT (USBL ON 204-070-008-21 (AP)).....	2	



1. The first part of the document is a list of the names of the persons who were present at the meeting. The names are listed in alphabetical order.

(1) FIGURE & INDEX NUMBER	(2) PART NUMBER	(3) DESCRIPTION	(4) UNIT PER ASSY	(5) USABLE ON CODE
67 -	NAS679A3	...NUT (USBL ON 204-072-023-1 (AP)).....	4	
- 14	AN960PD10L	...WASHER (AP).....	2	
- 15	AN970-3	...WASHER (USBL ON 204-072-023-1 (AP)).....	2	
- 16	MS35207-263	...SCREW (USBL ON 204-070-008-21 (AP)).....	2	
- 17	MS35207-261	...SCREW (USBL ON 204-072-023-1 (AP)).....	4	
- 18	MS21919DG3	...CLAMP (USBL ON 204-070-008-21 (AP)).....	2	
- 19	AN743-12	...CLIP (USBL ON 204-072-023-1 (AP)).....	2	
	MS25036-2	...TERMINAL.....	3	
- 20	MS25027-1	...LAMP ASSY.....	4	
	MS25069-1495	...LAMP.....	4	
- 21	MS21042L06	...NUT (AP).....	9	
- 22	AN960PD6L	...WASHER (AP).....	18	
- 23	MS35206-230	...SCREW (USBL ON 204-072-023-1 (AP)).....	1	
- 24	MS35206-228	...SCREW (USBL ON 204-072-023-1 (AP)).....	8	
- 25	MS25027-1	...LAMP ASSY (USBL ON 204-070-008-21).....	4	
	MS25069-1495	...LAMP (USBL ON 204-070-008-21).....	4	
- 26	MS21042L06	...NUT (USBL ON 204-070-008-21 (AP)).....	9	
- 27	AN960PD6L	...WASHER (USBL ON 204-070-008-21 (AP)).....	19	
- 28	MS35206-230	...SCREW (USBL ON 204-070-008-21 (AP)).....	9	
- 29	AN931B2S9	...GROMMET (USBL ON 204-070-008-21).....	4	
- 30	204-072-053-1	...ANGLE.....	1	Q
- 31	204-072-055-1	...CLIP ASSY.....	2	Q
- 32	AN3-3A	...BOLT (USBL ON 204-072-023-1 (AP)).....	2	
- 33	AN960PD10	...WASHER (USBL ON 204-072-023-1 (AP)).....	2	
- 34	MS35489-13	...GROMMET (USBL ON 204-072-023-1).....	1	
CODING EXPLANATION				
CODE SERIAL NUMBERS				
A 63-13141 THRU 63-13142				
B 63-13143 THRU 63-13145				
C 63-13146 THRU 63-13165				
D 64-15476 THRU 65-7924				
E 65-7925 THRU 65-7938				
F 65-7939 THRU 65-7942				
G 65-7943 THRU 66-1222				
H 66-1223 THRU 66-1224				
J 66-1225 AND SUBSEQUENT				
K 63-13143 THRU 63-13165				
L 65-7925 THRU 65-7942				
M 65-7943 THRU 66-1224				
N 63-13141 THRU 63-13165				
P 64-15470 THRU 64-15475				
Q 64-15476 AND SUBSEQUENT				

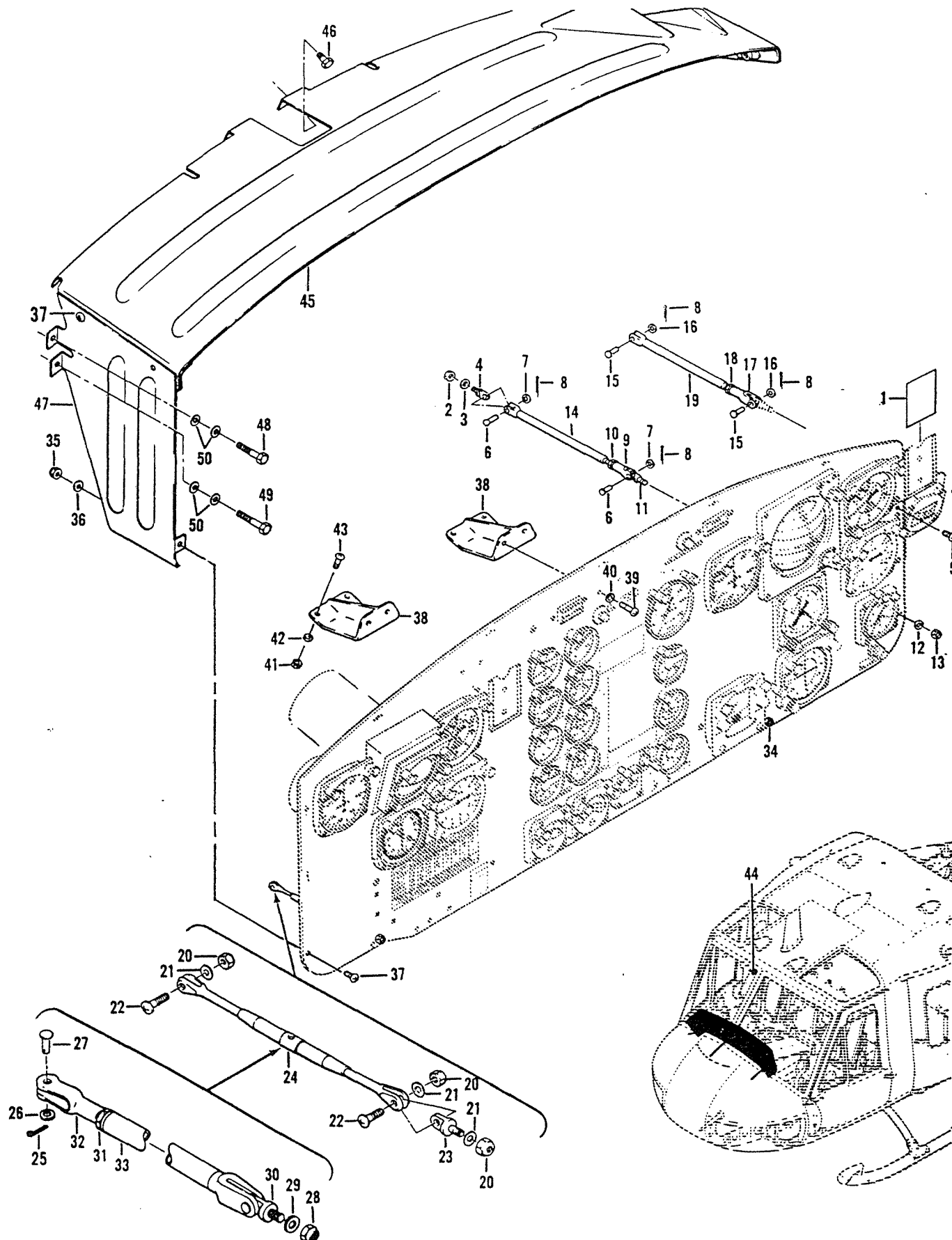


Figure 68. Panel and Pedestal Installation

(1) FIGURE & INDEX NUMBER	(2) PART NUMBER	(3) DESCRIPTION	(4) UNIT PER ASSY	(5) USABLE ON CODE
68 -	204-070-704-31	PANEL AND PEDESTAL INSTL (SEE FIGS. 67, 69.. AND 74 FOR BALANCE OF BREAKDOWN) (SEE FIG. 67 FOR NHA)	REF	A
	204-070-704-39	PANEL AND PEDESTAL INSTL (SEE FIGS. 67, 69.. AND 74 FOR BALANCE OF BREAKDOWN) (SEE FIG. 67 FOR NHA)	REF	B
	204-070-704-33	PANEL AND PEDESTAL INSTL (SEE FIGS. 67, 69.. AND 74 FOR BALANCE OF BREAKDOWN) (SEE FIG. 67 FOR NHA)	REF	C
	204-070-704-49	PANEL AND PEDESTAL INSTL (SEE FIGS. 67, 69.. AND 74 FOR BALANCE OF BREAKDOWN) (SEE FIG. 67 FOR NHA)	REF	D
	204-070-704-51	PANEL AND PEDESTAL INSTL (SEE FIGS. 67, 69.. AND 74 FOR BALANCE OF BREAKDOWN) (SEE FIG. 67 FOR NHA)	REF	E
	204-070-704-59	PANEL AND PEDESTAL INSTL (SEE FIGS. 67, 70.. AND 74 FOR BALANCE OF BREAKDOWN) (SEE FIG. 67 FOR NHA)	REF	F
- 1	AN5823-1	.CARD, COMPASS.....	2	
- 2	NAS679A3	.NUT.....	1	
- 3	AN960PD10L	.WASHER.....	1	
- 4	AN42B4A	.BOLT.....	1	
- 5	MS35215-56	.SCREW (USBL ON 204-070-704-33 AND -49).....	1	
- 6	MS20392-2C13	.PIN.....	2	
- 7	AN960C10L	.WASHER.....	2	
- 8	MS24665-150	.PIN, COTTER.....	4	
- 9	AN486-4	.CLEVIS.....	1	
- 10	AN316-4R	.NUT.....	1	
- 11	AN42B3A	.BOLT.....	1	
- 12	AN960PD10	.WASHER.....	1	
- 13	NAS679A3	.NUT.....	1	
- 14	NAS356-64-820	.TUBE ASSY.....	1	
- 15	MS20392-2C13	.PIN.....	2	
- 16	AN960C10L	.WASHER.....	2	
- 17	AN486-4	.CLEVIS.....	1	
- 18	AN316-4R	.NUT.....	1	
- 19	NAS356-64-550	.TUBE ASSY.....	1	
	204-070-135-1	.BRACE INSTL.....	1	A
- 20	MS20364-1032	.NUT.....	6	
- 21	AN960-10L	.WASHER.....	6	
- 22	AN525-10R9	.SCREW.....	4	
- 23	AN42B3A	.BOLT, EYE.....	2	
- 24	AN150-16L	.TURNBUCKLE ASSY.....	2	A
	204-072-056-1	.BRACE INSTL.....	1	G
- 25	MS24665-150	.PIN, COTTER.....	4	
- 26	AN960C10L	.WASHER.....	4	
- 27	MS20392-2C13	.PIN.....	4	
- 28	NAS679A3	.NUT.....	2	
- 29	AN960PD10L	.WASHER.....	2	
- 30	AN42B3A	.BOLT, EYE.....	2	
- 31	AN316-4R	.NUT.....	2	
- 32	MS27975-4	.CLEVIS.....	2	
- 33	NAS356-84-1700	.TUBE ASSY.....	1	G
- 34	NAS356-84-1980	.TUBE ASSY.....	1	G
- 35	NAS679A3	.NUT (USBL ON 204-070-704-31 AND -39).....	2	
- 36	AN960PD10L	.WASHER (USBL ON 204-070-704-31 AND -39).....	2	
- 37	MS35207-263	.SCREW (USBL ON 204-070-704-31 AND -39).....	2	
- 38	204-070-296-1	.FITTING ASSY.....	2	
- 39	MS35207-264	.SCREW (AP).....	8	
- 40	AN960PD10L	.WASHER (AP).....	8	
- 41	NAS679A3	.NUT (AP).....	4	
- 42	AN960PD10L	.WASHER (AP).....	4	
- 43	MS35207-263	.SCREW (AP).....	4	
- 44	MS28028-1	.THERMOMETER (76883) (AERNO 61-9150).....	1	
- 45	204-070-010-9	.SHROUD ASSY.....	1	H
- 46	AN3-5A	.BOLT (AP).....	2	
- 47	204-070-043-3	.PANEL, LH.....	1	H
	204-070-044-3	.PANEL, RH.....	1	H
- 48	AN3-22A	.BOLT (USBL ON 204-070-704-31 AND -39) (AP).....	1	

(1) FIGURE & INDEX NUMBER	(2) PART NUMBER	(3) DESCRIPTION	(4) UNIT PER ASSY	(5) USABLE ON CODE
68 - 49 - 50 - 51	AN3-26A AN960PD10L AN960C10L MS35207-261	.BOLT (USBL ON 204-070-704-31 AND -39) (AP). .WASHER (USBL ON 204-070-704-31 AND -39).... (AP) .WASHER (AP)..... .SCREW (AP)..... CODING EXPLANATION CODE SERIAL NUMBERS A 63-13141 THRU 63-13142 B 63-13143 THRU 63-13165 C 64-15476 THRU 65-7924 D 65-7925 THRU 65-7942 E 65-7943 THRU 66-1224 F 66-1225 AND SUBSEQUENT G 63-13143 AND SUBSEQUENT H 63-13141 THRU 63-13165	1 4 4 4	

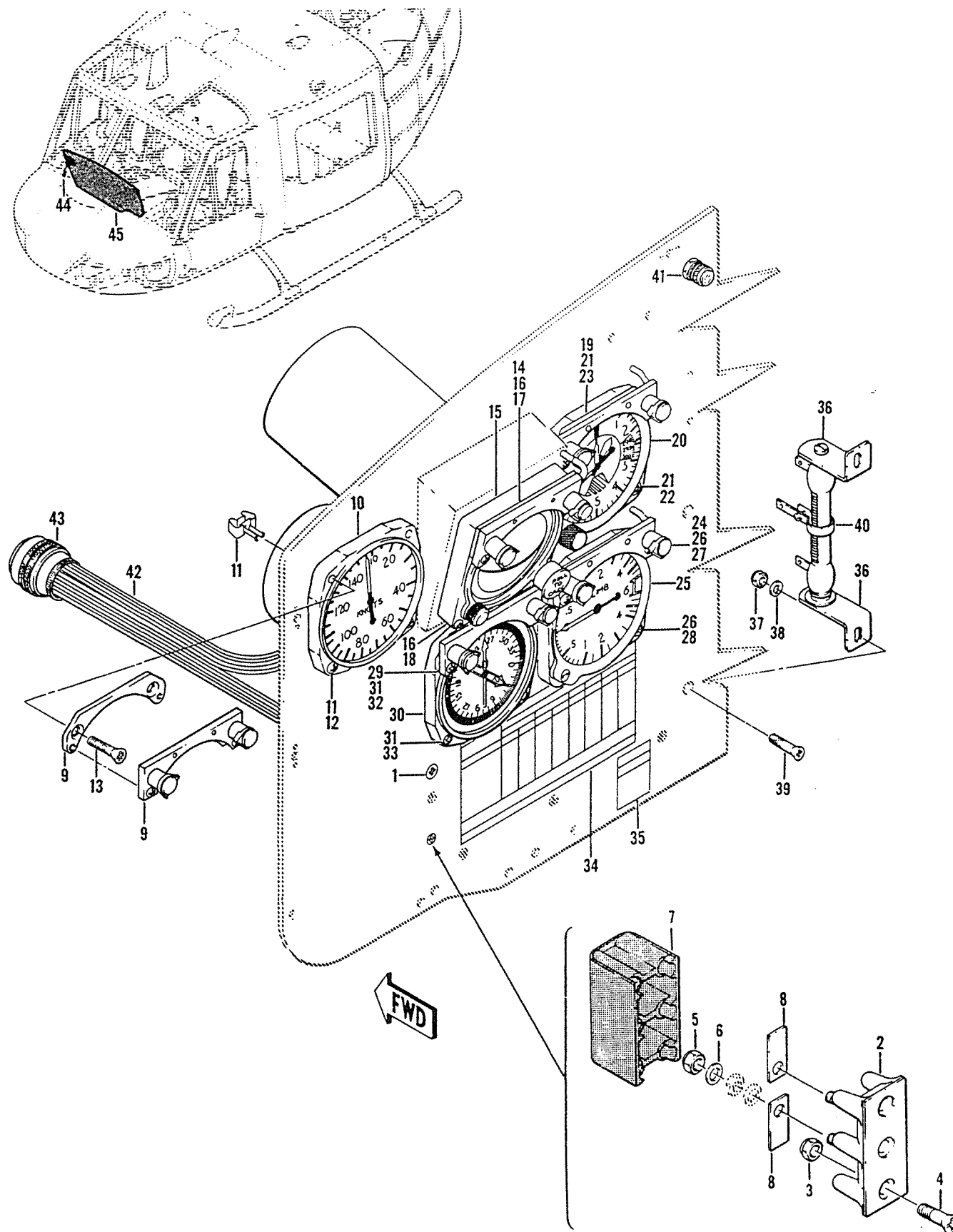


Figure 69. Panel Assembly, Instrument, Left-Hand Section

2-203

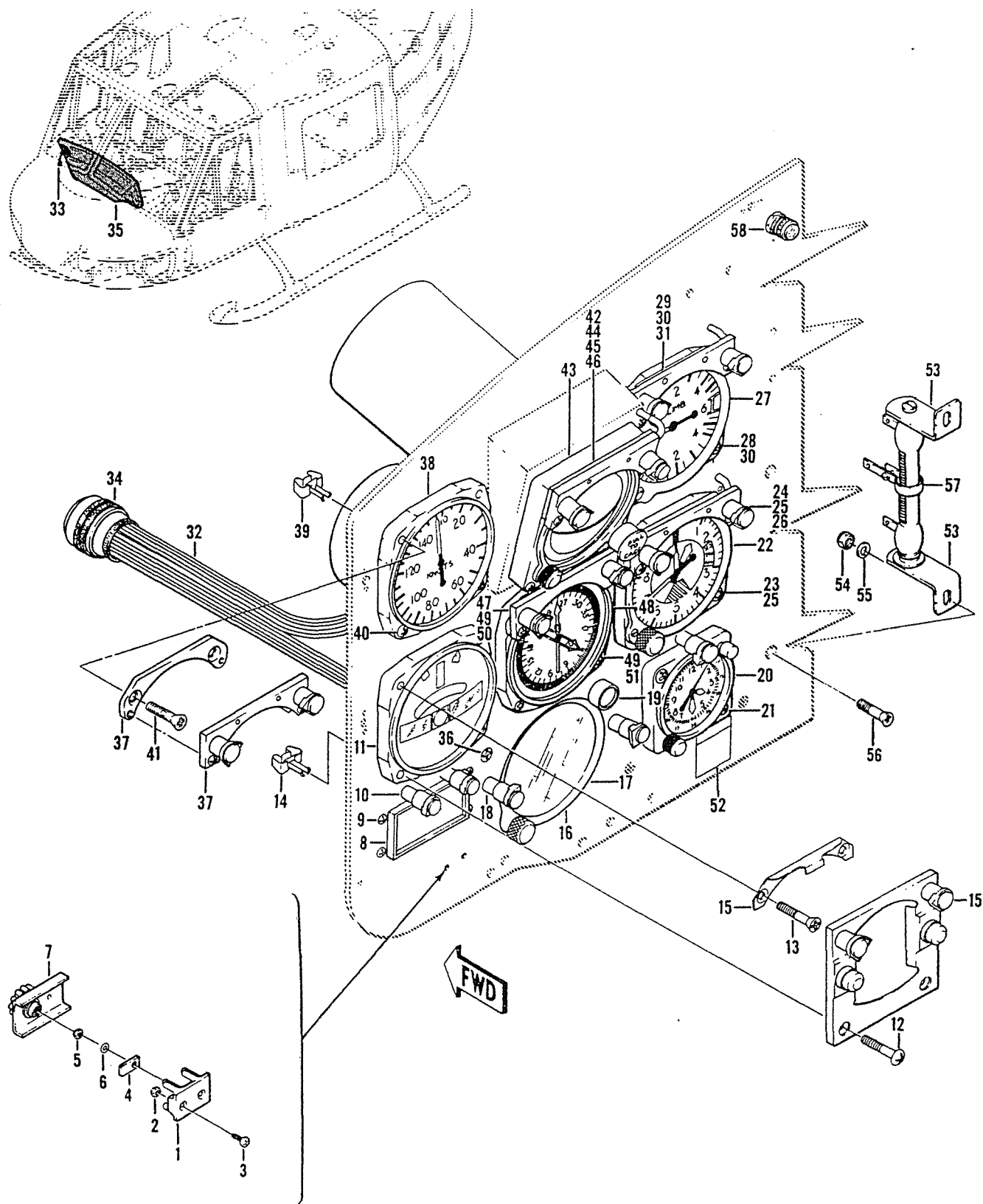


Figure 70. Panel Assembly, Instrument, Left-Hand Section

(1) FIGURE & INDEX NUMBER	(2) PART NUMBER	(3) DESCRIPTION	(4) UNIT PER ASSY	(5) USABLE ON CODE
69 -	204-070-704-31	PANEL AND PEDESTAL INSTL (SEE FIGS. 67, 68.. AND 74 FOR BALANCE OF BREAKDOWN) (SEE FIG. 67 FOR NHA)	REF	A
	204-070-704-39	PANEL AND PEDESTAL INSTL (SEE FIGS. 67, 68.. AND 74 FOR BALANCE OF BREAKDOWN) (SEE FIG. 67 FOR NHA)	REF	B
	204-070-704-33	PANEL AND PEDESTAL INSTL (SEE FIGS. 67, 68.. AND 74 FOR BALANCE OF BREAKDOWN) (SEE FIG. 67 FOR NHA)	REF	C
	204-070-704-49	PANEL AND PEDESTAL INSTL (SEE FIGS. 67, 68.. AND 74 FOR BALANCE OF BREAKDOWN) (SEE FIG. 67 FOR NHA)	REF	D
	204-070-704-51	PANEL AND PEDESTAL INSTL (SEE FIGS. 67, 68.. AND 74 FOR BALANCE OF BREAKDOWN) (SEE FIG. 67 FOR NHA)	REF	E
	204-072-175-1	.PANEL ASSY, INSTRUMENT, LH SECTION (SEE.... FIG. 71 AND 72 FOR BALANCE OF BREAKDOWN)	1	A
	204-072-175-5	.PANEL ASSY, INSTRUMENT, LH SECTION (SEE.... FIG. 71 AND 72 FOR BALANCE OF BREAKDOWN)	1	B
	204-072-175-3	.PANEL ASSY, INSTRUMENT, LH SECTION (SEE.... FIG. 71 AND 72 FOR BALANCE OF BREAKDOWN)	1	C
	204-072-175-7	.PANEL ASSY, INSTRUMENT, LH SECTION (SEE.... FIG. 71 AND 72 FOR BALANCE OF BREAKDOWN)	1	D
	204-072-175-9	.PANEL ASSY, INSTRUMENT, LH SECTION (SEE.... FIG. 71 AND 72 FOR BALANCE OF BREAKDOWN)	1	E
- 1	NAS679A3	..NUT.....	1	
	AN960D10L	..WASHER.....	1	
	AN510PRIOR12	..SCREW.....	1	
- 2	MS27212-1-2	..BLOCK, TERMINAL.....	1	
- 3	MS21042L04	..NUT (AP).....	2	
- 4	AN507B44OR6	..SCREW (AP).....	2	
- 5	MS21042L06	..NUT (AP).....	2	
- 6	AN961-6	..WASHER (AP).....	2	
- 7	MS18029-1S-2	..COVER ASSY (MF MS18029-11S 20 COVER AND... MS18029-21 NUT)	1	
- 8	MS25227-1	..STRIP.....	2	
- 9	B6618	..LIGHT SHIELD (72914).....	1	
	MS35214-14	..SCREW (AP).....	2	
- 10	S15KA	..INDICATOR, AIRSPEED (72914) (AERNO..... 60-4905) (GFE)	1	
- 11	NAS487-15	..NUT (AP).....	4	
- 12	MS35214-32	..SCREW (AP).....	2	
- 13	AN507B632R22	..SCREW (AP).....	2	
- 14	B6611	..LIGHT SHIELD (72914).....	1	
	MS35214-14	..SCREW (AP).....	2	
- 15	14602-1J-1C	..INDICATOR, ATTITUDE (GFE) (06840).....	1	
	MS17313-1	..INDICATOR, ATTITUDE (ALT).....	1	
- 16	NAS487-13	..NUT (AP).....	4	
- 17	AN507B632R16	..SCREW (AP).....	2	
- 18	MS35214-30	..SCREW (AP).....	2	
- 19	B6618	..LIGHT SHIELD (72914).....	1	
	MS35214-14	..SCREW (AP).....	2	
- 20	A80AAURA	..INDICATOR, ALTIMETER (98810) (AERNO..... 60-0608) (GFE)	1	
	MILA27229	..INDICATOR, ALTIMETER(PREFERRED PART)	1	
- 21	NAS487-15	..NUT (AP).....	3	
- 22	MS35214-109	..SCREW (AP).....	1	
- 23	AN507B632R20	..SCREW (AP).....	2	
- 24	B6618	..LIGHT SHIELD (72914).....	1	
	MS35214-14	..SCREW (AP).....	2	
- 25	RC60	..INDICATOR, RATE OF CLIMB (98810) (AERNO... 60-6901) (GFE)	1	
- 26	NAS487-15	..NUT (AP).....	3	
- 27	AN507B632R20	..SCREW (AP).....	2	
- 28	MS35214-109	..SCREW (AP).....	1	
- 29	B6618	..LIGHT SHIELD (72914).....	1	
	MS35214-14	..SCREW (AP).....	2	
- 30	818	..INDICATOR, COURSE (96791) (AERNO 81-3364). (GFE)	1	
- 31	NAS487-15	..NUT (AP).....	4	

(1) FIGURE & INDEX NUMBER	(2) PART NUMBER	(3) DESCRIPTION	(4) UNIT PER ASSY	(5) USABLE ON CODE
70 -	204-070-704-59	PANEL AND PEDestal INSTL (SEE FIG. 67 FOR... BALANCE OF BREAKDOWN) (SEE FIG. 67 FOR NHA)	REF	A
	204-072-323-1	.PANEL ASSY, INSTRUMENT, LH SECTION (SEE... FIG. 71 AND 73 FOR BALANCE OF BREAKDOWN)	1	A
- 1	MS27212-1-2	..BLOCK, TERMINAL.....	1	
- 2	MS21042L04	..NUT (AP).....	2	
- 3	AN507B440R7	..SCREW (AP).....	2	
- 4	MS25227-1	..STRIP.....	2	
- 5	MS21042L06	..NUT (AP).....	2	
- 6	AN961-6	..WASHER (AP).....	2	
- 7	MS18029-15-2	..COVER ASSY (MF MS18029-11S-20 COVER AND... MS18029-21 NUT)	1	
	130-001-1-14	..TAPE, IDENT.....	1	
	130-001-2-2	..TAPE, IDENT.....	1	
- 8	1089968	..INDICATOR, DME (AIN102A) (28527).....	1	A
- 9	MS35214-31	..SCREW (AP).....	4	
	NAS487-15	..NUT (AP).....	4	
- 10	A6815-24	..LIGHT (72914).....	2	A
- 11	A1600	..INDICATOR, TURN AND SLIP (GFE) (01278)..... AERNO 60-5704	1	A
- 12	MS35214-31	..SCREW (AP).....	3	
- 13	AN507B632R18	..SCREW (AP).....	1	
- 14	NAS487-15	..NUT (AP).....	4	
- 15	R6602A1	..LIGHT SHIELD (72914).....	1	A
- 16	ID387()/ARN	..INDICATOR, OMNI (86270).....	1	A
- 17	MS35214-109	..SCREW (AP).....	2	
	NAS487-15	..NUT (AP).....	2	
- 18	A6815-24	..LIGHT FIXTURE (72914).....	2	A
- 19	47	..LAMP (89260).....	1	A
- 20	2232SFT12	..CLOCK, AERNO 60-1201 (GFE) (79141).....	1	A
- 21	MS35214-29	..SCREW (AP).....	2	
	NAS487-15	..NUT (AP).....	2	
- 22	A80AAU8A	..INDICATOR, ALTIMETER (GFE) (98810) AERNO.. 60-0608	1	
	MILA27229	..INDICATOR, ALTIMETER(PREFERRED PART)	1	
- 23	MS35214-109	..SCREW (AP).....	1	
- 24	AN507B632R20	..SCREW (AP).....	2	
- 25	NAS487-15	..NUT (AP).....	3	
- 26	R6618	..LIGHT SHIELD (72914).....	1	
	MS35214-14	..SCREW (AP).....	2	
- 27	RC60	..INDICATOR, RATE OF CLIMB, AERNO 60-6901... (98810) (GFE)	1	
- 28	MS35214-109	..SCREW (AP).....	1	
- 29	AN507B632R20	..SCREW (AP).....	2	
- 30	NAS487-15	..NUT (AP).....	3	
- 31	R6618	..LIGHT SHIELD (72914).....	1	
	MS35214-14	..SCREW (AP).....	2	
- 32	204-175-439-7	..CABLE ASSY.....	1	A
- 33	AN3116-2	..CONNECTOR.....	1	
- 34	MS31326F18-32P	..PLUG.....	1	
	MS25036-2	..TERMINAL.....	15	
	MS25036-3	..TERMINAL.....	15	
	MS25036-48	..TERMINAL.....	2	
	85T4-6-2	..TUBING, INSUL.....	11	
	85T4-8-1	..TUBING, INSUL.....	1	
- 35	204-072-322-9	..PANEL ASSY.....	1	A
- 36	NAS679A3	..NUT.....	1	
	AN960D10L	..WASHER.....	1	
	AN510PB10R12	..SCREW.....	1	
- 37	R6618	..LIGHT SHIELD (72914).....	1	
	MS35214-14	..SCREW (AP).....	2	
- 38	S15KA	..INDICATOR, AIRSPEED, AERNO 60-4905..... (72914) (GFE)	1	
- 39	NAS487-15	..NUT (AP).....	4	
- 40	MS35214-31	..SCREW (AP).....	2	
- 41	AN507B632R18	..SCREW (AP).....	2	
- 42	R6611	..LIGHT SHIELD (72914).....	1	
	MS35214-14	..SCREW (AP).....	2	
- 43	TYPE J8	..INDICATOR, ATTITUDE, AERNO 60-5933 (19315) (GFE)	1	

(1) FIGURE & INDEX NUMBER	(2) PART NUMBER	(3) DESCRIPTION	(4) UNIT PER ASSY	(5) USABLE ON CODE
70 -	MS17313-1	..INDICATOR, ATTITUDE (ALT).....	1	
- 44	NAS487-13	..NUT (AP).....	4	
- 45	AN507B632R16	..SCREW (AP).....	2	
- 46	MS35214-30	..SCREW (AP).....	2	
- 47	B6618	..LIGHT SHIELD (72914).....	1	
	MS35214-14	..SCREW.....	2	
- 48	818	..INDICATOR, COURSE, ANERO 81-3364 (GFE).... (96791)	1	
- 49	NAS487-15	..NUT (AP).....	4	
- 50	AN507B632R18	..SCREW (AP).....	2	
- 51	MS35214-31	..SCREW (AP).....	2	
- 52	204-072-178-1	..DECAL, ICS PANEL.....	1	
- 53	MS75009-35	..BRACKET ASSY.....	1	
- 54	NAS679A3	..NUT (AP).....	2	
- 55	AN960P10L	..WASHER (AP).....	2	
- 56	MS35191-271	..SCREW (AP).....	2	
- 57	RX35V240	..RESISTOR, ADJUSTABLE (83827).....	1	
- 58	MS25041-3	..LIGHT.....	1	
	MS25237-327	..LAMP.....	1	
		CODING EXPLANATION		
		CODE SERIAL NUMBERS		
		A 66-1225 AND SUBSEQUENT		

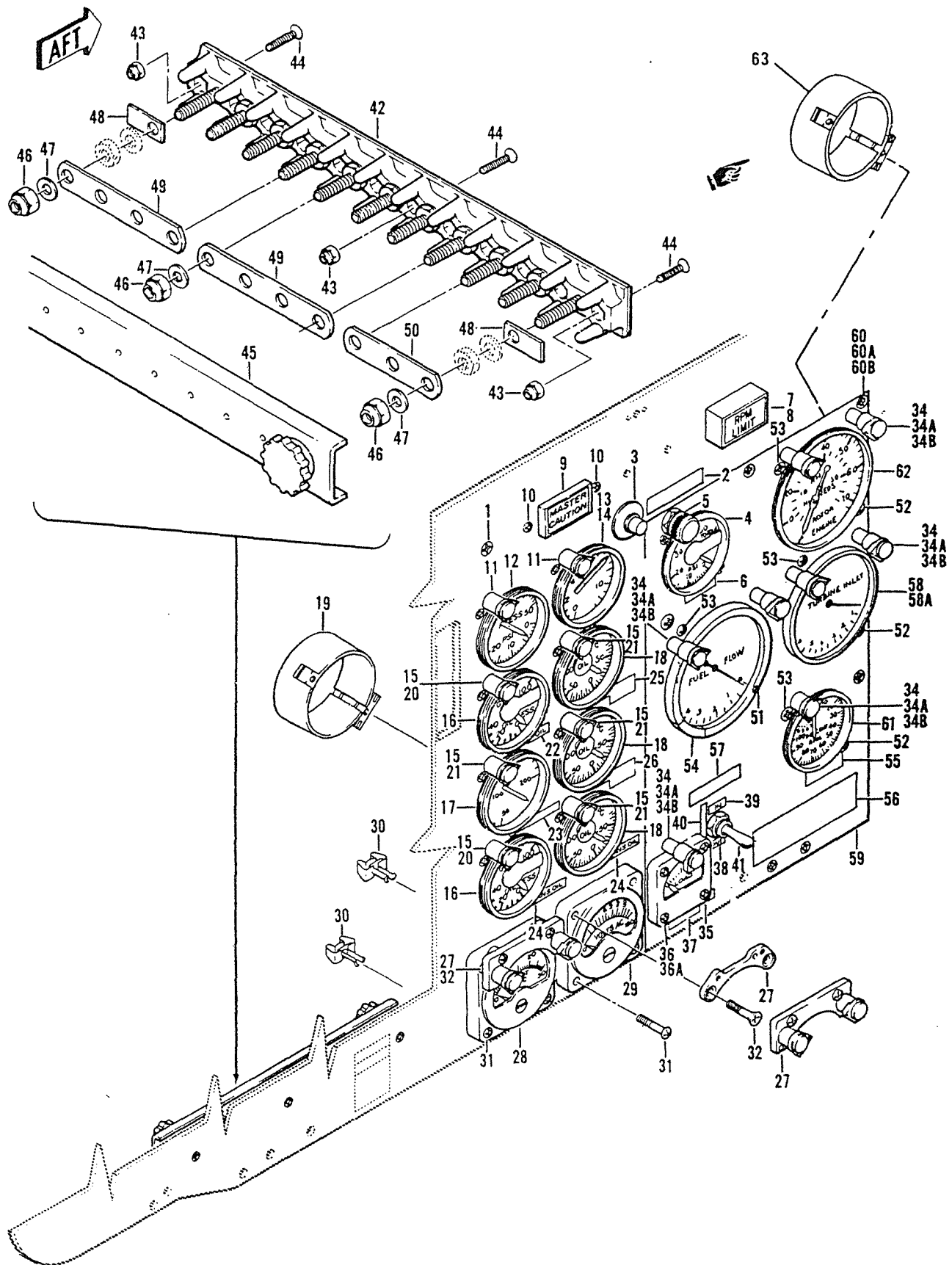


Figure 71. Panel Assembly, Instrument, Center Section

(1) FIGURE & INDEX NUMBER	(2) PART NUMBER	(3) DESCRIPTION	(4) UNIT PER ASSY	(5) USABLE ON CODE
71 -	204-072-175-1	PANEL ASSY, INSTRUMENT, CENTER SECTION (SEE FIG. 69 AND 72 FOR BALANCE OF BREAKDOWN) (SEE FIG. 69 FOR NHA)	REF	A
	204-072-175-5	PANEL ASSY, INSTRUMENT, CENTER SECTION (SEE FIG. 69 AND 72 FOR BALANCE OF BREAKDOWN) (SEE FIG. 69 FOR NHA)	REF	B
	204-072-175-3	PANEL ASSY, INSTRUMENT, CENTER SECTION (SEE FIG. 69 AND 72 FOR BALANCE OF BREAKDOWN) (SEE FIG. 69 FOR NHA)	REF	C
	204-072-175-7	PANEL ASSY, INSTRUMENT, CENTER SECTION (SEE FIG. 69 AND 72 FOR BALANCE OF BREAKDOWN) (SEE FIG. 69 FOR NHA)	REF	D
	204-072-175-9	PANEL ASSY, INSTRUMENT, CENTER SECTION (SEE FIG. 69 AND 72 FOR BALANCE OF BREAKDOWN) (SEE FIG. 69 FOR NHA)	REF	E
	204-072-323-1	PANEL ASSY, INSTRUMENT, CENTER SECTION (SEE FIG. 69 AND 73 FOR BALANCE OF BREAKDOWN) (SEE FIG. 70 FOR NHA)	REF	F
- 1	NAS679A3	.NUT.....	1	
	AN960D10L	.WASHER.....	1	
	AN510PB10R12	.SCREW.....	1	
- 2	204-070-145-1	.DECAL, FUEL GAUGE TEST SWITCH.....	1	
- 3	MS25089-4C	.SWITCH.....	1	
- 4	MS28010-2	.INDICATOR, TORQUEMETER.....	1	
- 5	46795	.LIGHT (72914).....	1	
- 6	204-070-148-1	.DECAL, TORQUE.....	1	
- 7	205-074-026-1	.LIGHT ASSY (81590) (VENDOR P/N..... 033-526-0861-002)	1	G
- 8	MS25231-313	.LAMP.....	2	
- 9	689-100	.INDICATOR, MASTER CAUTION (96182) (BHT..... SPECIFICATION CONTROL DRAWING 204-075-705-3)	1	
- 10	MS35214-25	.SCREW.....	2	
- 11	A6745-24	.LIGHT (72914).....	2	
- 12	SR6A	.INDICATOR, FUEL PRESSURE, AERNO 61-2461,.... (61349) (GFE)	1	
- 13	AN936C8	.WASHER (USBL ON 204-072-175-3 AND -7).....	1	
- 14	393004-01491	.INDICATOR, FUEL (89305) (BHT SPECIFICATION. CONTROL DRAWING 204-062-610-3)	1	
- 15	A6750-1-24	.LIGHT (72914).....	6	
- 16	217-100A	.INDICATOR, OIL PRESSURE, AERNO 61-2476..... (GFE) (80099)	2	
- 17	SR4B	.INDICATOR, GEAR BOX OIL PRESSURE, AERNO..... (61349) 61-3122 (GFE)	1	
- 18	MS28009-2	.INDICATOR, OIL TEMP., (GFE).....	3	
- 19	MS28042-1	.CLAMP.....	8	
	MS28042-1A	.CLAMP (PREFERRED PART NUMBER)	8	
	MS246938B52	.SCREW (AP).....	8	
- 20	NAS43004-12A	.SPACER.....	2	
- 21	NAS43004-6	.SPACER.....	4	
- 22	204-070-150-1	.DECAL, ENG OIL.....	1	
- 23	204-072-180-1	.DECAL, ENG GEAR BOX OIL.....	1	
- 24	204-070-152-1	.DECAL, TRANS OIL.....	2	
- 25	204-072-181-1	.DECAL, ENG AND GEAR BOX OIL IN.....	1	
- 26	204-072-182-1	.DECAL, ENG GEAR BOX OIL OUT.....	1	
- 27	B6622	.LIGHT SHIELD (72914).....	2	
	MS35214-14	.SCREW (AP).....	2	
- 28	AN3203V30	.VOLTMETER, DC.....	1	
- 29	MS24332-1	.VOLTMETER, AC.....	1	
- 30	NAS487-15	.NUT (AP).....	8	
- 31	MS35214-29	.SCREW (AP).....	4	
- 32	AN5078632R14	.SCREW (AP).....	4	
- 33	DELETED			
- 34	MS21043-3	.NUT (AP).....	8	
- 34A	4868K33P001	.LAMP (97424).....	8	
- 34B	4880W12P001	.LAMPHOLDER (97424).....	8	
- 35	MS25025-1	.LOADMETER.....	1	
- 36	N80P15012C17	.SCREW (97424) (AP).....	4	
- 36A	NAS487-15	.NUT.....	4	
- 37	2955W16P001	.DECAL, MAIN GEN (97424).....	1	



(1) FIGURE & INDEX NUMBER	(2) PART NUMBER	(3) DESCRIPTION	(4) UNIT PER ASSY	(5) USABLE ON CODE
71 - 38	2955W16P003	.DECAL, OUT (97424).....	1	
- 39	2955W16P004	.DECAL, IN (97424).....	1	
- 40	204-070-014-1	.DECAL, COMPASS SLAVING.....	1	
- 41	MS35058-22	.SWITCH.....	1	
- 42	MS27212-1-11	.TERMINAL BLOCK ASSY.....	1	
- 43	MS21042L04	.NUT (AP).....	3	
- 44	AN507B440R6	.SCREW (AP).....	3	
- 45	MS18029-1S-11	.COVER ASSY (MF MS18029-11S-20 COVER AND.... MS18029-21 NUT)	1	
- 46	MS21042L06	.NUT.....	11	
- 47	AN961-6	.WASHER.....	11	
- 48	MS25227-1	.STRIP.....	2	
- 49	MS25226-2-4	.BUS BAR.....	2	
- 50	MS25226-2-3	.BUS BAR.....	1	
- 51	6570W12P001	.SCREW (97424).....	1	
- 52	6574W13P001	.SCREW (97424).....	1	
- 53	N83P150124	.SCREW (97424) (USBL ON 204-072-175-7) (AP).. INDICATOR, RATE OF FLOW (GFE) (97424).....	4	
- 54	8DJ69GBZ2		1	
- 55	2955W16P005	.DECAL, GAS PRODUCER (97424).....	1	
- 56	2955W16P009	.DECAL, CAUTION (97424).....	1	
- 57	2955W16P007	.DECAL, MANUAL FUEL (97424).....	1	
- 58	159871	.INDICATOR, TEMP TURBINE INLET (96263).....	1	
- 58A	2955W16P006	.DECAL, TURBINE INLET (97424).....	1	
- 59	5559W21P001	.PANEL (97424).....	1	
- 60	N80P15010C17	.SCREW (AP) (97424).....	6	
- 60A	NAS6079C08	.NUT (AP).....	6	
- 60B	AN960C08	.WASHER (AP).....	6	
- 61	8DJ81CAA-2	.INDICATOR, GAS PRODUCER (24446).....	1	
- 62	8DJ67FCC-1	.INDICATOR, DUAL TACH (24446).....	1	
- 63	MS28042-2	.CLAMP.....	3	
		CODING EXPLANATION		
		CODE SERIAL NUMBERS		
		A 63-13141 THRU 63-13142		
		B 63-13143 THRU 63-13165		
		C 64-15476 THRU 65-7924		
		D 65-7925 THRU 65-7942		
		E 65-7943 THRU 66-1224		
		F 66-1225 AND SUBSEQUENT		
		G 63-13143 AND SUBSEQUENT		

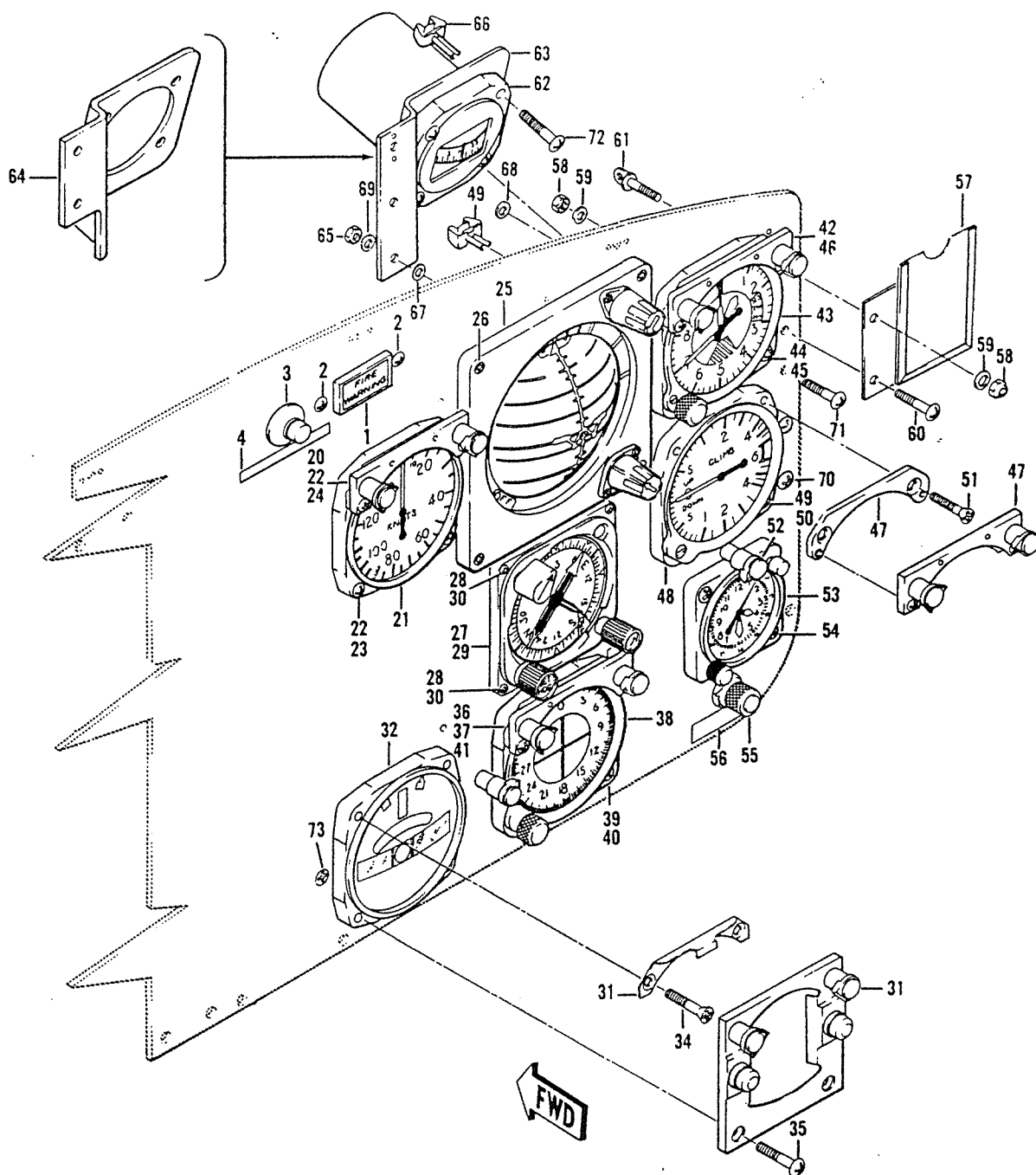


Figure 72. Panel Assembly, Instrument, Right-Hand Section

(1) FIGURE & INDEX NUMBER	(2) PART NUMBER	(3) DESCRIPTION	(4) UNIT PER ASSY	(5) USABLE ON CODE
72 -	204-072-175-1	PANEL ASSY, INSTRUMENT, RH SECTION (SEE FIG. 69 AND 71 FOR BALANCE OF BREAKDOWN) (SEE FIG. 69 FOR NHA)	REF	A
	204-072-175-5	PANEL ASSY, INSTRUMENT, RH SECTION (SEE FIG. 69 AND 71 FOR BALANCE OF BREAKDOWN) (SEE FIG. 69 FOR NHA)	REF	B
	204-072-175-3	PANEL ASSY, INSTRUMENT, RH SECTION (SEE FIG. 69 AND 71 FOR BALANCE OF BREAKDOWN) (SEE FIG. 69 FOR NHA)	REF	C
	204-072-175-7	PANEL ASSY, INSTRUMENT, RH SECTION (SEE FIG. 69 AND 71 FOR BALANCE OF BREAKDOWN) (SEE FIG. 69 FOR NHA)	REF	D
	204-072-175-9	PANEL ASSY, INSTRUMENT, RH SECTION (SEE FIG. 69 AND 71 FOR BALANCE OF BREAKDOWN) (SEE FIG. 69 FOR NHA)	REF	E
- 1	688-100	.INDICATOR, FIRE WARNING (96182) (BHT..... SPECIFICATION CONTROL DRAWING 204-075-705-5) (WHEN EXHAUSTED USE 419-100)	1	F
	419-100	.INDICATOR, FIRE WARNING (96182) (BHT..... SPECIFICATION CONTROL DRAWING 204-075-705-17) (USE 688-100 UNTIL EXHAUSTED)	1	
	65-0136-7	.INDICATOR, FIRE WARNING (72914) (BHT..... SPECIFICATION CONTROL DRAWING 204-075-705-17 (ALT)	1	
- 2	MS35214-25	.SCREW (AP).....	2	
- 3	MS25089-3C	.SWITCH.....	1	
- 4	204-070-146-1	.DECAL, FIRE DETECTOR TEST.....	1	
- 20	B6618	(INDEX ITEMS 5 THRU 19 DELETED)		
	MS35214-14	.LIGHT SHIELD (72914).....	1	
- 21	S15KA	.SCREW (AP).....	2	
		.INDICATOR, AIRSPEED, AERNO 60-4905 (98810). (GFE)	1	
- 22	NAS487-15	.NUT (AP).....	4	
- 23	MS35214-31	.SCREW (AP).....	2	
- 24	AN507B632R18	.SCREW (AP).....	2	
- 25	136712-01-01	.INDICATOR, ATTITUDE (35351) (GFAE) AERNO... 60-6375	1	
- 26	MS35214-57	.SCREW (AP).....	4	
	MS35338-43	.WASHER (AP).....	4	G
- 27	1783755-615	.INDICATOR, RADIO MAGNETIC (GFE) (56232)....	1	
- 28	NAS487-15	.NUT (AP).....	4	
- 29	MS35214-31	.SCREW (AP).....	3	
- 30	AN507B632R18	.SCREW (AP).....	1	
- 31	B6602A1	.LIGHT SHIELD (72914).....	1	
- 32	A1600	.INDICATOR, TURN AND SLIP, AERNO 60-5704.... (01278) (GFE)	1	
- 33	NAS487-15	.NUT (AP).....	4	
- 34	AN507B632R18	.SCREW (AP).....	1	
- 35	MS35214-31	.SCREW (AP).....	3	
- 36	B6618	.LIGHT SHIELD (72914).....	1	
	MS35214-14	.SCREW (AP).....	2	
- 37	A6815-24	.LIGHT (72914).....	1	
- 38	ID453-ARN	.INDICATOR, OMNI (GFE).....	1	H
- 39	NAS487-15	.NUT (AP).....	3	
- 40	MS35214-109	.SCREW (AP).....	1	
- 41	AN507B632R20	.SCREW (AP).....	2	
- 42	B6618	.LIGHT (72914).....	1	
	MS35214-14	.SCREW (AP).....	2	
- 43	A80-AAU8A	.INDICATOR, ALTIMETER, AERNO 60-0608 (98810) (GFE)	1	
	MILA27229	.INDICATOR, ALTIMETER(PREFERRED PART)	1	
- 44	NAS487-15	.NUT (AP).....	3	
- 45	MS35214-09	.SCREW (AP).....	1	
- 46	AN507B632R20	.SCREW (AP).....	2	
- 47	B6618	.LIGHT SHIELD (72914).....	1	
	MS35214-14	.SCREW (AP).....	2	
- 48	RC60	.INDICATOR, RATE OF CLIMB, AERNO 60-6901.... (98810) (GFE)	1	

2-215

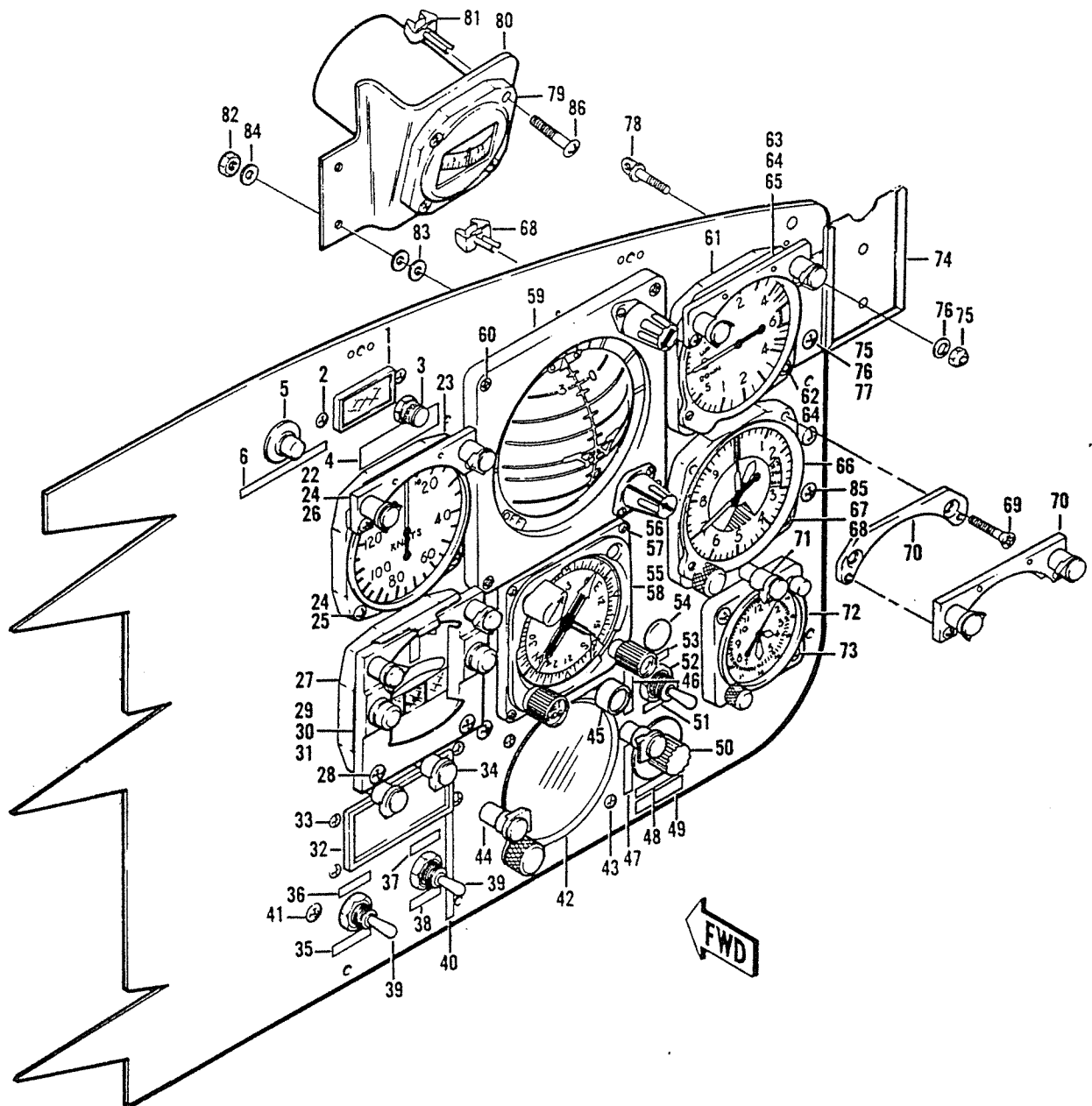


Figure 73. Panel Assembly, Instrument, Right-Hand Section

(1) FIGURE & INDEX NUMBER	(2) PART NUMBER	(3) DESCRIPTION	(4) UNIT PER ASSY	(5) USABLE ON CODE
73 -	204-072-323-1	PANEL ASSY, INSTRUMENT, RH SECTION (SEE FIG. 70 AND 71 FOR BALANCE OF BREAKDOWN) (SEE FIG. 70 FOR NHA)	REF	A
- 1	419-100	.INDICATOR, FIRE WARNING (96182) (BHT..... SPECIFICATION CONTROL DRAWING 204-075-705-17)	1	
	65-0136-7	.INDICATOR, FIRE WARNING (72914) (BHT..... SPECIFICATION CONTROL DRAWING 204-075-705-17 (ALT))	1	
- 2	MS35214-25	.SCREW (AP).....	2	
- 3	MS25041-4	.LIGHT.....	1	A
	MS25237-327	.LAMP.....	1	A
- 4	204-072-842-1	.DECAL, RESCUE HOIST 20 FT WARNING.....	1	A
- 5	MS25089-3C	.SWITCH.....	1	
- 6	204-070-146-1	.DECAL, FIRE DETECTOR TEST..... (INDEX ITEMS 7 THRU 21 DELETED)	1	
- 22	B6618	.LIGHT SHIELD (72914).....	1	
	MS35214-14	.SCREW (AP).....	2	
- 23	S15KA	.INDICATOR, AIRSPEED, AERNO 60-4905 (GFE).. (98810)	1	
- 24	NAS487-15	.NUT (AP).....	4	
- 25	MS35214-31	.SCREW (AP).....	2	
- 26	AN507B632R18	.SCREW (AP).....	2	
- 27	A1600	.INDICATOR, TURN AND SLIP, AERNO (01278)... 60-5704 (GFE)	1	
- 28	MS35214-31	.SCREW (AP).....	3	
- 29	AN507B632R18	.SCREW (AP).....	1	
- 30	NAS487-15	.NUT (72914) (AP).....	4	
- 31	B6602A1	.LIGHT SHIELD (90348).....	1	
- 32	1089968	.INDICATOR, DME (AIN102A) (28527).....	1	A
- 33	MS35214-31	.SCREW (AP).....	4	
	NAS487-15	.NUT (72914) (AP).....	4	
- 34	A6815-24	.LIGHT (80049).....	2	
- 35	204-072-834-1	.DECAL, VOR-ILS.....	1	A
- 36	204-072-797-3	.DECAL, TACAN.....	1	A
- 37	204-072-798-3	.DECAL, LONG.....	1	A
- 38	204-072-798-5	.DECAL, SHORT.....	1	A
- 39	MS35058-22	.SWITCH.....	2	A
- 40	204-072-798-1	.DECAL, ADF RANGE SELECT.....	1	A
- 41	NAS679A3	.NUT.....	1	
	AN960D10L	.WASHER.....	1	
	AN510PB10R12	.SCREW.....	1	
- 42	ID387()/ARN	.INDICATOR, OMNI (GFE) (86270).....	1	B
	ID351/ARN	.INDICATOR, OMNI (65092).....	1	C
- 43	MS35214-109	.SCREW (AP).....	2	
	NAS487-15	.NUT (AP).....	2	
- 44	A6815-24	.LIGHT (72914).....	2	
- 45	47	.LAMP (89260).....	1	
- 46	204-070-018-1	.DECAL, SENSING.....	1	A
- 47	204-070-019-1	.DECAL, VOLUME.....	1	A
- 48	204-070-020-1	.DECAL, OFF INCR.....	1	A
- 49	204-070-144-1	.DECAL, MARKER BEACON.....	1	A
- 50	204-075-352-1	.POTENTIOMETER.....	1	A
	MS25167P2A	.KNOB.....	1	A
- 51	204-070-021-1	.DECAL, LOW.....	1	A
- 52	MS35058-22	.SWITCH.....	1	A
- 53	204-070-024-1	.DECAL, HIGH.....	1	A
- 54	BS51338P500	.BUTTON, PLUG (61864).....	1	A
- 55	1783755-615	.INDICATOR, RADIO MAGNETIC (GFE) (56232)...	1	A
- 56	NAS487-15	.NUT (AP).....	4	
- 57	MS35214-31	.SCREW (AP).....	3	
- 58	AN507B632R18	.SCREW (AP).....	1	
- 59	136712-01-01	.INDICATOR, ATTITUDE (GFE) (35351) AERNO... 60-6375	1	
- 60	MS35215-57	.SCREW (AP).....	4	
	MS35338-43	.WASHER (AP).....	4	
- 61	RC60	.INDICATOR, RATE OF CLIMB (98810) AERNO... 60-6901 (GFE)	1	
- 62	MS35214-109	.SCREW (AP).....	1	

(1) FIGURE & INDEX NUMBER	(2) PART NUMBER	(3) DESCRIPTION	(4) UNIT PER ASSY	(5) USABLE ON CODE
73 - 63	AN507B632R20	.SCREW (AP).....	2	
- 64	NAS487-15	.NUT (AP).....	3	
- 65	B6618	.LIGHT SHIELD (72914).....	1	
	MS35214-14	.SCREW (AP).....	2	
- 66	A80AAU8A	.INDICATOR, ALTIMETER AERNO 60-0608 (98810). (GFE)	1	
	A80MA	.INDICATOR, ALTIMETER AERNO 60-0608 (98810). (GFE)	1	
	MILA27229	.INDICATOR, ALTIMETER (PREFERRED PART)	1	
- 67	MS35214-109	.SCREW (AP).....	1	
- 68	NAS487-15	.NUT (AP).....	3	
- 69	AN507B632R20	.SCREW (AP).....	2	
- 70	B6618	.LIGHT SHIELD (72914).....	1	
	MS35214-14	.SCREW (AP).....	2	
- 71	A6815-24	.LIGHT (72914).....	1	
- 72	2232SET12	.CLOCK, AERNO 60-1201 (GFE) 79141).....	1	
- 73	NAS487-15	.NUT (AP).....	2	
	MS35214-29	.SCREW (AP).....	2	
- 74	AN5800-1	.HOLDER ASSY, CARD.....	1	
	204-070-143-3	.PLATE.....	1	
- 75	NAS679A3	.NUT (AP).....	2	
- 76	AN960PD10L	.WASHER (AP).....	2	
- 77	MS35207-263	.SCREW (AP).....	1	
- 78	AN42B4A	.BOLT (AP).....	1	
- 79	CB2100T4	.COMPASS, AERNO 60-1447 (GFE) (70214).....	1	
- 80	204-072-054-1	.BRACKET.....	1	
- 81	NAS487-13	.NUT (AP).....	4	
- 82	MS20341-10	.NUT (AP).....	2	
- 83	NAS1197-10L	.WASHER (AP).....	4	
- 84	AN936A10B	.WASHER (AP).....	2	
- 85	MS35215-26	.SCREW (AP).....	2	
- 86	MS35214-30	.SCREW (AP).....	4	
CODING EXPLANATION				
CODE SERIAL NUMBERS				
A 66-1225 AND SUBSEQUENT				
B 66-1225 THRU 66-1242				
C 66-1243 AND SUBSEQUENT				

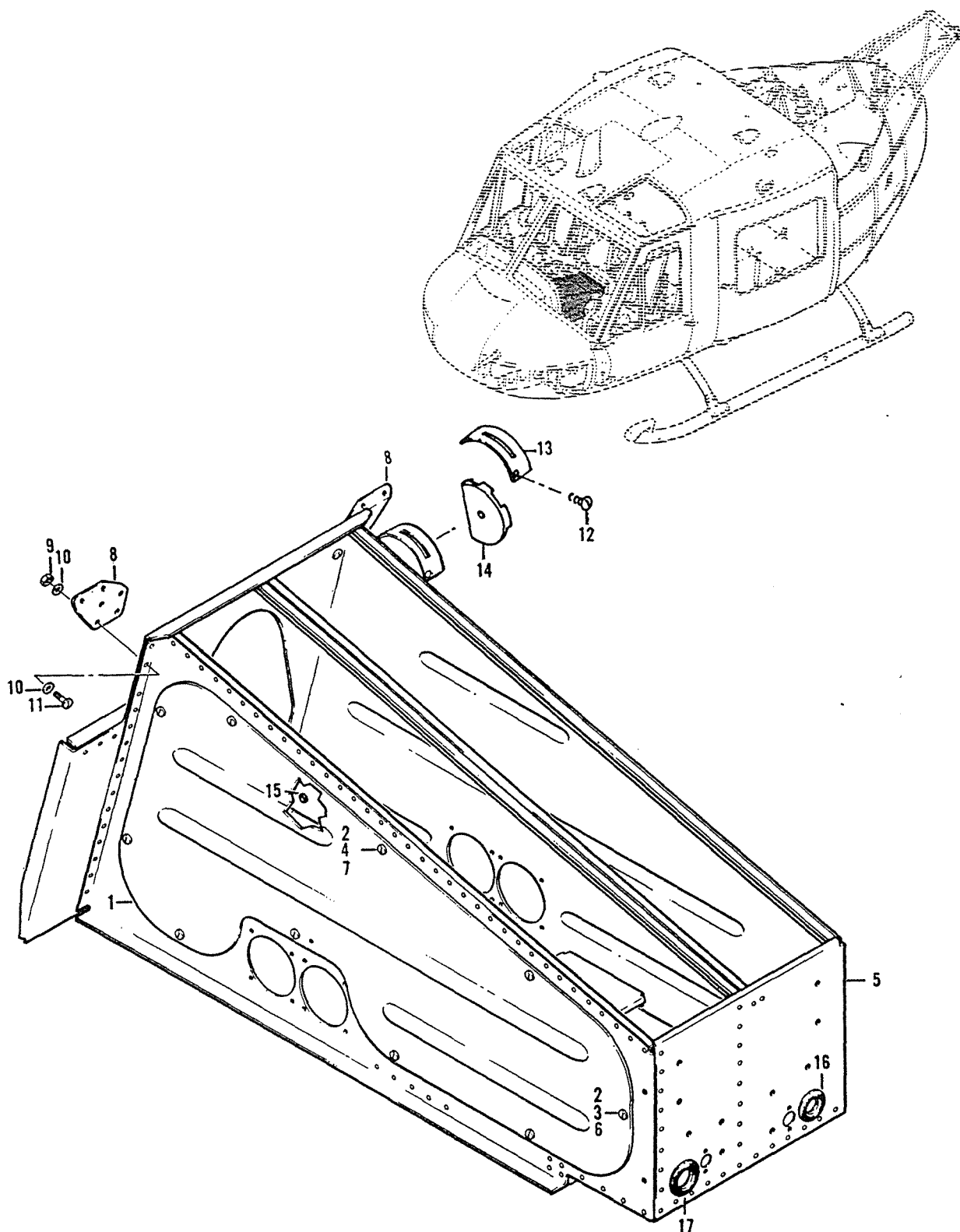


Figure 74. Pedestal Assembly

(1) FIGURE & INDEX NUMBER	(2) PART NUMBER	(3) DESCRIPTION	(4) UNIT PER ASSY	(5) USABLE ON CODE
74 -	204-070-704-31	PANEL AND PEDESTAL INSTL (SEE FIGS. 67, 68.. AND 69 FOR BALANCE OF BREAKDOWN) (SEE FIG. 67 FOR NHA)	REF	A
	204-070-704-39	PANEL AND PEDESTAL INSTL (SEE FIGS. 67, 68.. AND 69 FOR BALANCE OF BREAKDOWN) (SEE FIG. 67 FOR NHA)	REF	B
	204-070-704-33	PANEL AND PEDESTAL INSTL (SEE FIGS. 67, 68.. AND 69 FOR BALANCE OF BREAKDOWN) (SEE FIG. 67 FOR NHA)	REF	C
	204-070-704-49	PANEL AND PEDESTAL INSTL (SEE FIGS. 67, 68.. AND 69 FOR BALANCE OF BREAKDOWN) (SEE FIG. 67 FOR NHA)	REF	D
	204-070-704-51	PANEL AND PEDESTAL INSTL (SEE FIGS. 67, 68.. AND 69 FOR BALANCE OF BREAKDOWN) (SEE FIG. 67 FOR NHA)	REF	E
	204-070-704-59	PANEL AND PEDESTAL INSTL (SEE FIGS. 67, 68.. AND 70 FOR BALANCE OF BREAKDOWN) (SEE FIG. 67 FOR NHA)	REF	F
	204-070-537-57	..PEDESTAL ASSY.....	1	A
	204-070-537-69	..PEDESTAL ASSY.....	1	G
	204-070-537-107	..PEDESTAL ASSY.....	1	H
	204-070-537-127	..PEDESTAL ASSY.....	1	F
	204-070-537-53	..DOOR ASSY.....	1	J
	204-070-537-111	..DOOR ASSY.....	1	F
- 1	204-070-537-55	..DOOR.....	1	
- 2	GH3 1/2	...GROMMET (72794) (AP) (WHEN EXHAUSTED USE. 50-009-2)	10	
- 2	50-009-2	...GROMMET (AP) (USE GH3 1/2 UNTIL..... EXHAUSTED)	10	
- 3	A3 1/2T7	...STUD (72794) (USBL ON 204-070-537-53).... (AP) (WHEN EXHAUSTED USE 50-007A7)	10	
- 3	50-007A7	...STUD (USBL ON 204-070-537-53) (AP) (USE.. A3 1/2T7 UNTIL EXHAUSTED)	10	
- 3	A3 1/2T7	...STUD (72794) (USBL ON 204-070-537-111).... (AP) (WHEN EXHAUSTED USE 50-007A7)	9	
- 3	50-007A7	...STUD (USBL ON 204-070-537-111) (AP) (USE.. A3 1/2T7 UNTIL EXHAUSTED)	9	
- 4	A3 1/2T5	...STUD (72794) (USBL ON 204-070-537-111).... (AP) (WHEN EXHAUSTED USE 50-007A5)	1	
- 4	50-007A5	...STUD (USBL ON 204-070-537-111) (AP) (USE.. A3 1/2T5 UNTIL EXHAUSTED)	1	
- 5	204-070-537-59	..PEDESTAL ASSY.....	1	A
	204-070-537-71	..PEDESTAL ASSY.....	1	G
	204-070-537-105	..PEDESTAL ASSY.....	1	H
	204-070-537-129	..PEDESTAL ASSY.....	1	F
- 6	RF3 1/2	...RECEPTACLE (72794) (WHEN EXHAUSTED USE... 50-008RF2)	9	
- 6	50-008RF2	...RECEPTACLE (USE RF3 1/2 UNTIL EXHAUSTED).	9	
- 7	PRG3 1/2	...RECEPTACLE (72794).....	1	
	AN960PD3	...WASHER.....	2	
- 8	204-070-130-5	...BRACKET ASSY, LH.....	1	
	204-070-130-6	...BRACKET ASSY, RH.....	1	
- 9	NAS679A3	...NUT (AP).....	8	
- 10	AN960PD10L	...WASHER (AP).....	16	
- 11	AN525-10R9	...SCREW (AP).....	8	
- 12	AN530-2R3	...SCREW.....	2	
- 13	204-070-272-1	...PLATE.....	1	
- 14	204-070-246-1	...SUPPORT, CONTROL.....	1	
- 15	MS35489-4	..GROMMET (USBL ON 204-070-537-57, -69 AND.. -107)	1	
- 16	MS35489-20	..GROMMET.....	1	
- 17	MS35489-22	..GROMMET.....	1	
CODING EXPLANATION				
CODE SERIAL NUMBERS				
A 63-13141 THRU 63-13142				

(1) FIGURE & INDEX NUMBER	(2) PART NUMBER	(3) DESCRIPTION	(4) UNIT PER ASSY	(5) USABLE ON CODE
74 -		B 63-13143 THRU 63-13165 C 64-15476 THRU 65-7924 D 65-7925 THRU 65-7942 E 65-7943 THRU 66-1224 F 66-1225 AND SUBSEQUENT G 63-13143 THRU 65-7924 H 65-7925 THRU 66-1224 J 63-13141 THRU 66-1224		

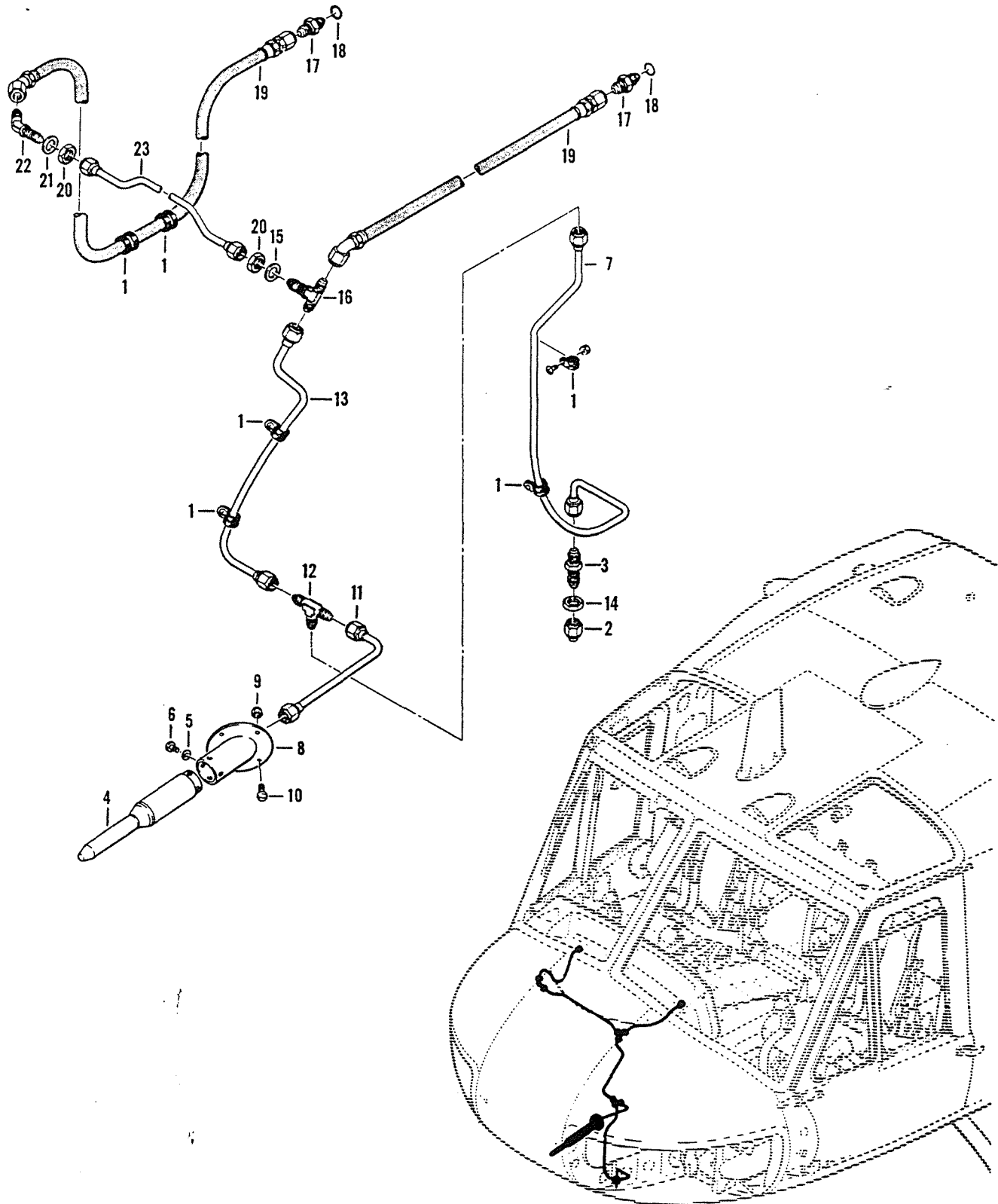


Figure 75. Piping Installation, Pitot

(1) FIGURE & INDEX NUMBER	(2) PART NUMBER	(3) DESCRIPTION	(4) UNIT PER ASSY	(5) USABLE ON CODE
75 -	204-200-021-1	SECTION ASSY, HELICOPTER FWD (SEE FIGS. 58, 60, 62, 64, 66, 67, 78, 79, 80, 81, 83, 88, 97, 105, 106, 109, 117, 127, 128, 135, 152 AND 183 FOR BALANCE OF BREAKDOWN)	REF	A
	204-200-021-5	SECTION ASSY, HELICOPTER FWD (SEE FIGS. 58, 60, 62, 64, 66, 67, 78, 79, 80, 81, 83, 88, 97, 105, 106, 109, 117, 127, 128, 135, 152 AND 183 FOR BALANCE OF BREAKDOWN)	REF	B
	204-200-021-7	SECTION ASSY, HELICOPTER FWD (SEE FIGS. 58, 60, 62, 64, 66, 67, 78, 79, 80, 81, 83, 88, 97, 105, 106, 109, 117, 127, 128, 135, 152 AND 183 FOR BALANCE OF BREAKDOWN)	REF	C
	204-200-021-3	SECTION ASSY, HELICOPTER FWD (SEE FIGS. 58, 60, 62, 64, 66, 67, 78, 79, 80, 81, 83, 88, 97, 105, 106, 109, 117, 127, 128, 135, 152 AND 183 FOR BALANCE OF BREAKDOWN)	REF	D
	204-200-021-11	SECTION ASSY, HELICOPTER FWD (SEE FIGS. 58, 60, 62, 64, 66, 67, 77, 78, 79, 80, 81, 83, 88, 97, 105, 106, 109, 117, 127, 128, 135, 152 AND 183 FOR BALANCE OF BREAKDOWN)	REF	E
	204-200-021-13	SECTION ASSY, HELICOPTER FWD (SEE FIGS. 58, 60, 62, 64, 66, 67, 77, 78, 79, 80, 81, 83, 88, 97, 105, 106, 109, 117, 127, 128, 135, 152 AND 183 FOR BALANCE OF BREAKDOWN)	REF	F
	204-200-021-15	SECTION ASSY, HELICOPTER FWD (SEE FIGS. 58, 60, 62, 64, 66, 67, 77, 78, 79, 80, 81, 83, 88, 97, 105, 106, 109, 117, 127, 128, 135, 152 AND 183 FOR BALANCE OF BREAKDOWN)	REF	G
	204-200-021-17	SECTION ASSY, HELICOPTER FWD (SEE FIGS. 58, 60, 62, 64, 66, 67, 77, 78, 79, 80, 81, 83, 88, 97, 105, 106, 109, 117, 127, 128, 135, 152 AND 183 FOR BALANCE OF BREAKDOWN)	REF	H
	204-200-021-19	SECTION ASSY, HELICOPTER FWD (SEE FIGS. 58, 60, 62, 64, 65, 66, 67, 77, 78, 79, 80, 81, 83, 88, 97, 105, 106, 109, 117, 127, 128, 129, 136, 152, 155, 183 AND 214 FOR BALANCE OF BREAKDOWN)	REF	J
	204-070-012-3	..PIPING INSTL, PITOT (SEE FIG. 76 FOR BALANCE OF BREAKDOWN)	1	
- 1	MS21919DG4	..CLAMP.....	6	
	NAS679A3	..NUT (AP).....	6	
	MS35207-261	..SCREW (AP).....	6	
- 2	AN929-4	..CAP ASSY.....	1	
- 3	AN832-4D	..UNION.....	1	
- 4	AN5813-1	..TUBE, PITOT, AERNO 60-9660 (GFE).....	1	
- 5	AN935-6	..WASHER, LOCK (AP).....	4	
- 6	MS35207-226	..SCREW (AP).....	4	
	204-070-134-11	..TUBE ASSY.....	1	
- 7	AN818-4D	..NUT.....	2	
	AN819-4Z	..SLEEVE.....	2	
- 8	204-070-107-13	..SUPPORT.....	1	
- 9	NAS679A3	..NUT (AP).....	4	
- 10	AN525-10R6	..SCREW (AP).....	4	
	204-070-110-71	..TUBE ASSY.....	1	
- 11	AN818-4D	..NUT.....	2	
	AN819-4Z	..SLEEVE.....	2	
- 12	AN824-4D	..TEE.....	1	
	204-070-110-3	..TUBE ASSY.....	1	
- 13	AN818-4D	..NUT.....	2	
	AN819-4Z	..SLEEVE.....	2	
- 14	AN924-4D	..NUT.....	1	
- 15	AN960PD716	..WASHER.....	2	
- 16	AN834-4D	..TEE.....	1	
- 17	AN815-4D	..UNION.....	2	
- 18	AN6290-4	..GASKET.....	2	
- 19	66306-4-0180	..HOSE ASSY (00624).....	2	
	666-4	..HOSE (00624).....	AR	
	F66555-4	..ELBOW 45 DEGREE (00624).....	2	
	F66826-4	..FITTING STRAIGHT (00624).....	2	

(1) FIGURE & INDEX NUMBER	(2) PART NUMBER	(3) DESCRIPTION	(4) UNIT PER ASSY	(5) USABLE ON CODE
75 - - 20 - 21 - 22 - 23	13000103-0180 124003-4D0180 AN924-4D AN960PD716 AN837-4D 204-070-110-7 AN818-4D AN819-4Z	..HOSE ASSY (78570) (ALT)..... ..HOSE ASSY (98441) (ALT)..... ..NUT..... ..WASHER..... ..ELBOW..... ..TUBE ASSY..... ..NUT..... ..SLEEVE.....	2 2 1 1 1 1 2 2	
		CODING EXPLANATION CODE SERIAL NUMBERS A 63-13141 THRU 63-13142 B 63-13143 THRU 63-13145 C 63-13146 THRU 63-13165 D 64-15476 THRU 65-7924 E 65-7925 THRU 65-7938 F 65-7939 THRU 65-7942 G 65-7943 THRU 66-1222 H 66-1223 THRU 66-1224 J 66-1225 AND SUBSEQUENT		

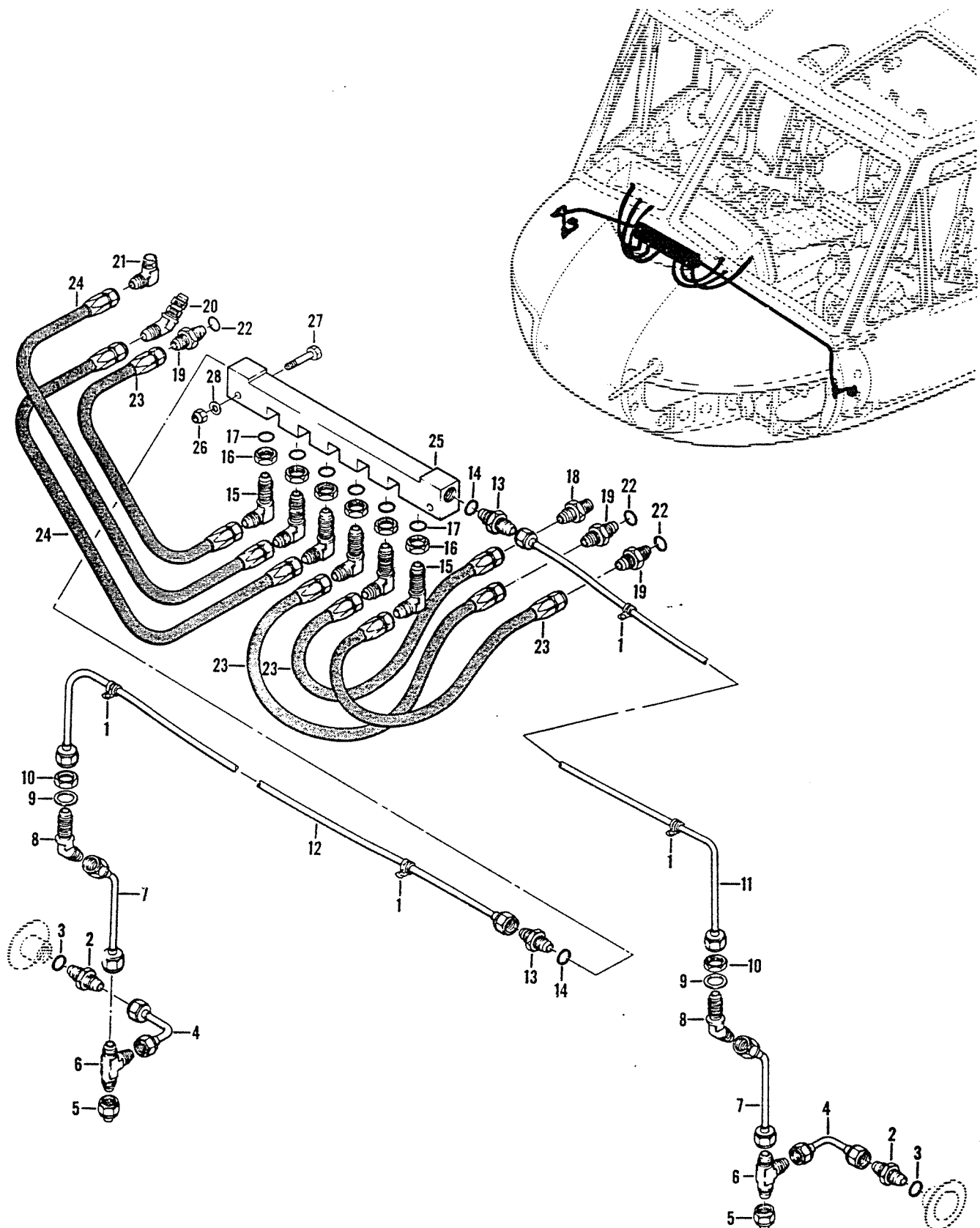


Figure 76. Piping Installation, Instrument Static System

(1) FIGURE & INDEX NUMBER	(2) PART NUMBER	(3) DESCRIPTION	(4) UNIT PER ASSY	(5) USABLE ON CODE
76 -	204-070-012-3	PIPING INSTL, INSTRUMENT STATIC SYSTEM (SEE FIG. 75 FOR BALANCE OF BREAKDOWN) (SEE FIG. 75 FOR NHA)	REF	
- 1	MS21919DG4	.CLAMP.....	8	
	NAS679A3	.NUT (AP).....	5	
	MS35207-261	.SCREW (AP).....	5	
- 2	AN815-4D	.UNION.....	2	
- 3	AN6290-4	.GASKET.....	2	
	204-070-110-153	.TUBE ASSY.....	2	
- 4	AN818-4D	.NUT.....	2	
	AN819-4Z	.SLEEVE.....	2	
- 5	AN929-4	.CAP ASSY.....	2	
- 6	AN824-4D	.TEE.....	2	
	204-070-110-155	.TUBE ASSY.....	2	
- 7	AN818-4D	.NUT.....	2	
	AN819-4Z	.SLEEVE.....	2	
- 8	AN837-4D	.ELBOW.....	2	
- 9	AN960PD716	.WASHER.....	2	
- 10	AN924-4D	.NUT.....	2	
	204-070-110-65	.TUBE ASSY.....	1	
- 11	AN818-4D	.NUT.....	2	
	AN819-4Z	.SLEEVE.....	2	
	204-070-110-67	.TUBE ASSY.....	1	
- 12	AN818-4D	.NUT.....	2	
	AN819-4Z	.SLEEVE.....	2	
- 13	AN815-4D	.UNION.....	2	
- 14	AN6290-4	.GASKET.....	2	
- 15	AN833-4D	.ELBOW.....	6	
- 16	AN924-4D	.NUT.....	6	
- 17	AN6290-4	.GASKET.....	6	
- 18	AN816-4D	.NIPPLE.....	1	
- 19	AN815-4D	.UNION.....	3	
- 20	AN837-4D	.ELBOW.....	1	
- 21	MS20822-4D	.ELBOW, 90 DEGREE.....	1	
- 22	AN6290-4	.GASKET.....	3	
- 23	666306-4-0180	.HOSE ASSY (00624).....	4	
	13000103-0180	.HOSE ASSY (78570) (ALT).....	4	
	124003-4D0180	.HOSE ASSY (98441) (ALT).....	4	
- 24	666002-4-0300	.HOSE ASSY (00624).....	2	
	13000004-0300	.HOSE ASSY (78570) (ALT).....	2	
	124001-4D0300	.HOSE ASSY (98441) (ALT).....	2	
- 25	PDG190	.MANIFOLD, STATIC (96919).....	1	
- 26	AN924-4D	.NUT (AP).....	2	
- 27	AN3-11A	.BOLT (AP).....	2	
- 28	AN960PD10L	.WASHER (AP).....	2	

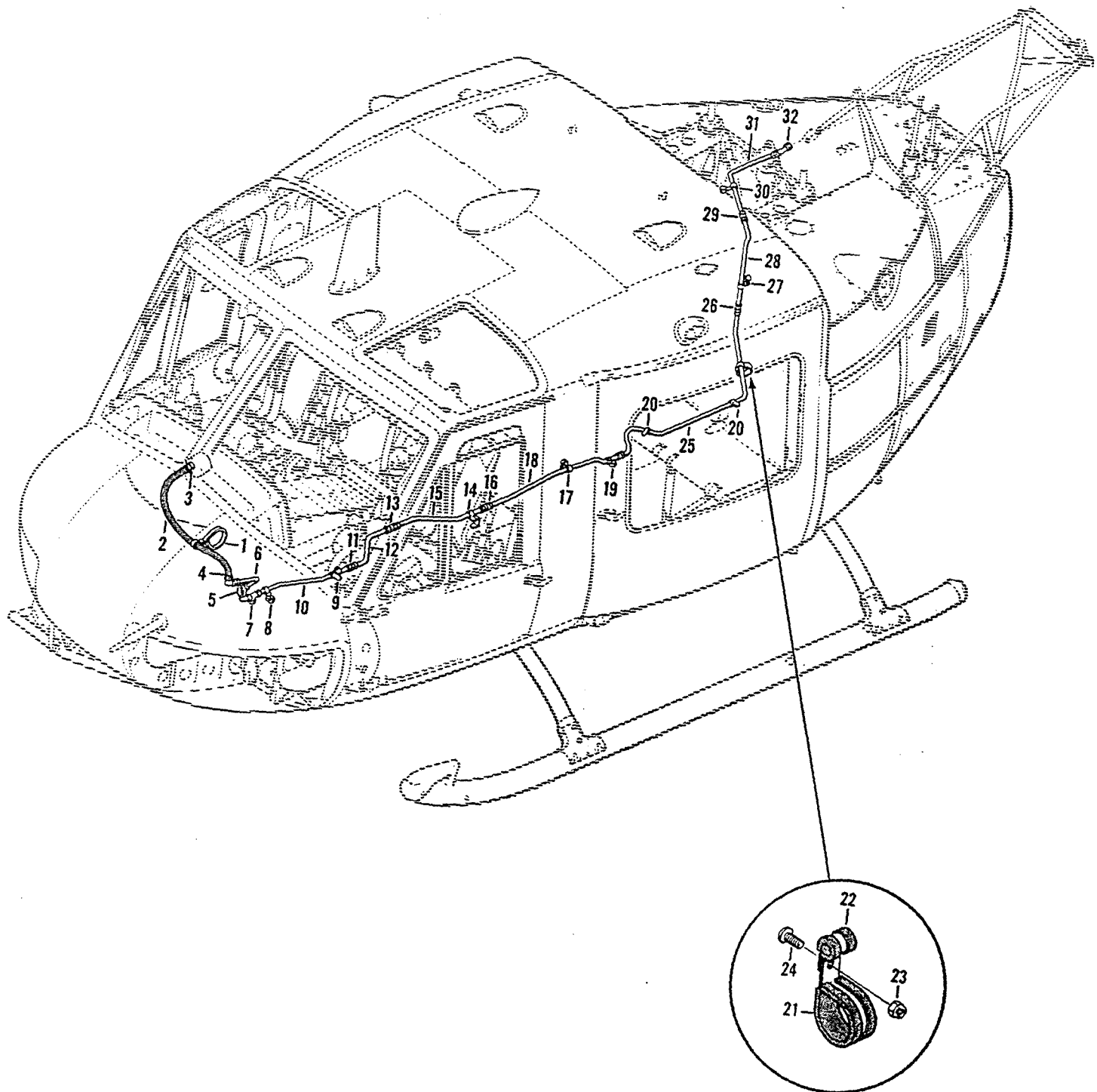


Figure 77. Filtered Engine Air Piping Installation

(1) FIGURE & INDEX NUMBER	(2) PART NUMBER	(3) DESCRIPTION	(4) UNIT PER ASSY	(5) USABLE ON CODE
77 -	204-200-021-11	SECTION ASSY, HELICOPTER FWD (SEE FIGS. 58, 60, 62, 64, 66, 67, 75, 78, 79, 80, 81, 83, 88, 97, 105, 106, 109, 117, 127, 128, 135, 152 AND 183 FOR BALANCE OF BREAKDOWN)	REF	A
	204-200-021-13	SECTION ASSY, HELICOPTER FWD (SEE FIGS. 58, 60, 62, 64, 66, 67, 75, 78, 79, 80, 81, 83, 88, 97, 105, 106, 109, 117, 127, 128, 135, 152 AND 183 FOR BALANCE OF BREAKDOWN)	REF	B
	204-200-021-15	SECTION ASSY, HELICOPTER FWD (SEE FIGS. 58, 60, 62, 64, 66, 67, 75, 78, 79, 80, 81, 83, 88, 97, 105, 106, 109, 117, 127, 128, 135, 152 AND 183 FOR BALANCE OF BREAKDOWN)	REF	C
	204-200-021-17	SECTION ASSY, HELICOPTER FWD (SEE FIGS. 58, 60, 62, 64, 66, 67, 75, 78, 79, 80, 81, 83, 88, 97, 105, 106, 109, 117, 127, 128, 135, 152 AND 183 FOR BALANCE OF BREAKDOWN)	REF	D
	204-200-021-19	SECTION ASSY, HELICOPTER FWD (SEE FIGS. 58, 60, 62, 64, 65, 66, 67, 75, 78, 79, 80, 81, 83, 88, 97, 105, 106, 109, 117, 127, 128, 129, 136, 152, 155, 183 AND 214 FOR BALANCE OF BREAKDOWN)	REF	E
- 1	204-070-012-9	..PIPING INSTL, FILTERED ENGINE AIR.....	1	F
	MS21919DG5	..CLAMP.....	1	
	MS21919DG40	..CLAMP.....	1	
	NAS679A3	..NUT (AP).....	1	
	AN960PD10L	..WASHER (AP).....	1	
	MS35207-263	..SCREW (AP).....	1	
- 2	666306-4-0260	..HOSE ASSY, NEGATIVE PRESSURE INDICATOR.... (00624)	1	F
	13000103-0260	..HOSE ASSY (78570) (ALT).....	1	F
	124003-4D0260	..HOSE ASSY (98441) (ALT).....	1	F
- 3	AN816-4D	..UNION.....	1	
- 4	AN924-4D	..NUT.....	1	
	AN960PD716L	..WASHER.....	1	
	AN833-4D	..ELBOW.....	1	
- 5	MS21919DG4	..CLAMP.....	1	
	MS21919DG15	..CLAMP.....	1	
	NAS679A3	..NUT (AP).....	1	
	MS35207-261	..SCREW (AP).....	1	
	204-072-833-1	..TUBE ASSY.....	1	F
- 6	AN818-4D	..NUT.....	2	
	MS20819-4D	..SLEEVE.....	2	
- 7	AN824-4D	..TEE.....	1	
	AN929-4	..CAP ASSY.....	1	
- 8	MS21919DG4	..CLAMP.....	1	
	20-032-1	..BRACKET.....	1	
	NAS679A3	..NUT (AP).....	1	
	AN960PD10L	..WASHER (AP).....	2	
	MS35207-267	..SCREW (AP).....	2	
	MS35207-263	..SCREW (AP).....	1	
	NAS43DD3-32	..SPACER (AP).....	1	
- 9	20-032-1	..BRACKET.....	1	
	MS21919DG4	..CLAMP.....	2	
	NAS679A3	..NUT (AP).....	1	
	AN960PD10L	..WASHER (AP).....	1	
	MS35207-263	..SCREW (AP).....	2	
	204-072-832-1	..TUBE ASSY.....	1	F
- 10	AN818-4D	..NUT.....	2	
	MS20819-4D	..SLEEVE.....	2	
- 11	AN815-4D	..UNION.....	1	
	204-072-831-1	..TUBE ASSY.....	1	F
- 12	AN818-4D	..NUT.....	2	
	MS20819-4D	..SLEEVE.....	2	
- 13	AN924-4D	..NUT.....	1	
	AN960PD716L	..WASHER.....	1	
	AN832-4D	..UNION.....	1	
- 14	20-032-1	..BRACKET.....	1	
	MS21919DG4	..CLAMP.....	1	
	NAS679A3	..NUT (AP).....	1	

(1) FIGURE & INDEX NUMBER	(2) PART NUMBER	(3) DESCRIPTION	(4) UNIT PER ASSY	(5) USABLE ON CODE
77 -	MS35207-261	..SCREW (AP).....	1	F
- 15	204-072-830-1	..TUBE ASSY.....	1	
- 16	AN818-4D	..NUT.....	2	
- 16	MS20819-4D	..SLEEVE.....	2	F
- 16	AN832-4D	..UNION.....	1	
- 16	AN924-4D	..NUT.....	3	
- 17	AN960PD716L	..WASHER.....	1	F
- 17	MS21919DG4	..CLAMP.....	1	
- 17	20-032-1	..BRACKET.....	1	
- 17	NAS679A3	..NUT (AP).....	2	F
- 17	AN960PD10L	..WASHER (AP).....	2	
- 17	NAS430D3-24	..SPACER (AP).....	1	
- 17	MS35207-266	..SCREW (AP).....	1	F
- 17	MS35207-263	..SCREW (AP).....	1	
- 17	204-072-829-1	..TUBE ASSY.....	1	
- 18	AN818-4D	..NUT.....	1	F
- 18	MS20819-4D	..SLEEVE.....	1	
- 19	AN924-4D	..NUT.....	1	
- 19	AN960PD716L	..WASHER.....	1	F
- 19	AN804D4	..TEE.....	1	
- 19	AN929-4	..CAP ASSY.....	1	
- 20	MS21919DG4	..CLAMP.....	2	F
- 21	MS21919DG16	..CLAMP.....	1	
- 22	MS21919DG4	..CLAMP.....	1	
- 23	NAS679A3	..NUT (AP).....	1	F
- 24	MS35207-261	..SCREW (AP).....	1	
- 24	204-072-287-1	..TUBE ASSY.....	1	
- 25	AN818-4D	..NUT.....	2	F
- 25	MS20819-4D	..SLEEVE.....	2	
- 26	AN815-4D	..UNION.....	1	
- 27	20-032-1	..BRACKET.....	1	F
- 27	MS21919DG4	..CLAMP.....	1	
- 27	NAS679A3	..NUT (AP).....	2	
- 27	AN960PD10L	..WASHER (AP).....	2	F
- 27	MS35207-263	..SCREW (AP).....	1	
- 27	MS35207-268	..SCREW (AP).....	1	
- 27	NAS430D3-48	..SPACER (AP).....	1	F
- 27	204-072-286-1	..TUBE ASSY.....	1	
- 28	AN818-4D	..NUT.....	2	
- 28	MS20819-4D	..SLEEVE.....	2	F
- 29	AN815-4D	..UNION.....	1	
- 30	MS21919DG4	..CLAMP.....	1	
- 30	MS21919DG7	..CLAMP.....	1	F
- 30	NAS679A3	..NUT (AP).....	1	
- 30	MS35207-269	..SCREW (AP).....	1	
- 30	NAS430D3-78	..SPACER (AP).....	1	F
- 30	204-072-279-1	..TUBE ASSY.....	1	
- 31	AN818-4D	..NUT.....	2	
- 32	MS20819-4D	..SLEEVE.....	2	F
- 32	AN924-4D	..NUT.....	1	
- 32	AN960PD716L	..WASHER.....	1	
- 32	AN833-4D	..ELBOW.....	1	
CODING EXPLANATION				
CODE SERIAL NUMBERS				
A 65-7925 THRU 65-7938				
B 65-7939 THRU 65-7942				
C 65-7943 THRU 66-1222				
D 66-1223 THRU 66-1224				
E 66-1225 AND SUBSEQUENT				
F 65-7925 AND SUBSEQUENT				

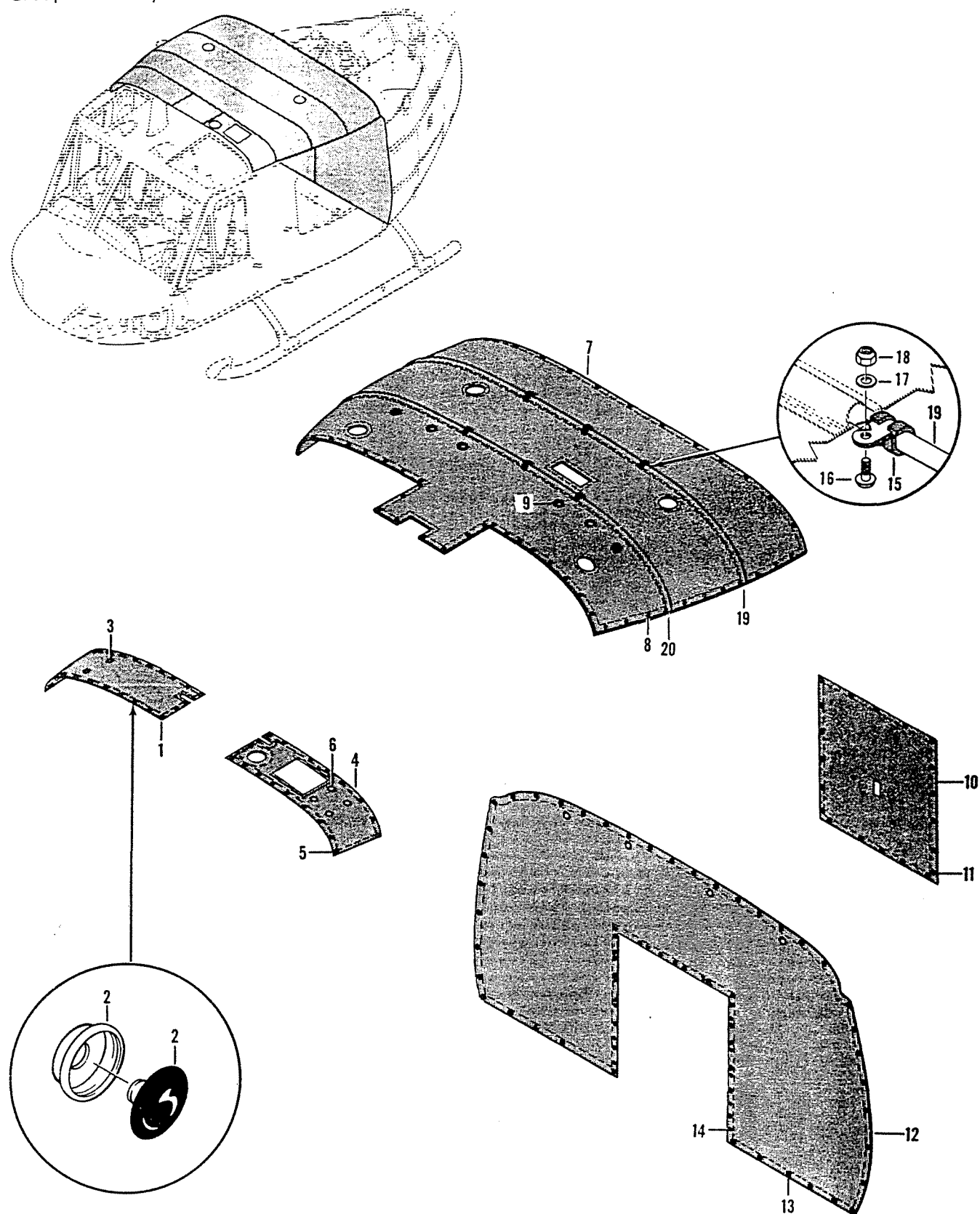


Figure 78. Blanket Installation, Soundproofing

(1) FIGURE & INDEX NUMBER	(2) PART NUMBER	(3) DESCRIPTION	(4) UNIT PER ASSY	(5) USABLE ON CODE
78 -	204-200-021-1	SECTION ASSY, HELICOPTER FWD (SEE FIGS. 58,, 60, 62, 64, 66, 67, 75, 79, 80, 81, 83, 88, 97, 105, 106, 109, 117, 127, 128, 135, 152 AND 183 FOR BALANCE OF BREAKDOWN)	REF	A
	204-200-021-5	SECTION ASSY, HELICOPTER FWD (SEE FIGS. 58,, 60, 62, 64, 66, 67, 75, 79, 80, 81, 83, 88, 97, 105, 106, 109, 117, 127, 128, 135, 152 AND 183 FOR BALANCE OF BREAKDOWN)	REF	B
	204-200-021-7	SECTION ASSY, HELICOPTER FWD (SEE FIGS. 58,, 60, 62, 64, 66, 67, 75, 79, 80, 81, 83, 88, 97, 105, 106, 109, 117, 127, 128, 135, 152 AND 183 FOR BALANCE OF BREAKDOWN)	REF	C
	204-200-021-3	SECTION ASSY, HELICOPTER FWD (SEE FIGS. 58,, 60, 62, 64, 66, 67, 75, 79, 80, 81, 83, 88, 97, 105, 106, 109, 117, 127, 128, 135, 152 AND 183 FOR BALANCE OF BREAKDOWN)	REF	D
	204-200-021-11	SECTION ASSY, HELICOPTER FWD (SEE FIGS. 58,, 60, 62, 64, 66, 67, 75, 77, 79, 80, 81, 83, 88, 97, 105, 106, 109, 117, 127, 128, 135, 152 AND 183 FOR BALANCE OF BREAKDOWN)	REF	E
	204-200-021-13	SECTION ASSY, HELICOPTER FWD (SEE FIGS. 58,, 60, 62, 64, 66, 67, 75, 77, 79, 80, 81, 83, 88, 97, 105, 106, 109, 117, 127, 128, 135, 152 AND 183 FOR BALANCE OF BREAKDOWN)	REF	F
	204-200-021-15	SECTION ASSY, HELICOPTER FWD (SEE FIGS. 58,, 60, 62, 64, 66, 67, 75, 77, 79, 80, 81, 83, 88, 97, 105, 106, 109, 117, 127, 128, 135, 152 AND 183 FOR BALANCE OF BREAKDOWN)	REF	G
	204-200-021-17	SECTION ASSY, HELICOPTER FWD (SEE FIGS. 58,, 60, 62, 64, 66, 67, 75, 77, 79, 80, 81, 83, 88, 97, 105, 106, 109, 117, 127, 128, 135, 152 AND 183 FOR BALANCE OF BREAKDOWN)	REF	H
	204-200-021-19	SECTION ASSY, HELICOPTER FWD (SEE FIGS. 58,, 60, 62, 64, 65, 66, 67, 75, 77, 79, 80, 81, 83, 88, 97, 105, 106, 109, 117, 127, 128, 129, 136, 152, 155, 183 AND 214 FOR BALANCE OF BREAKDOWN)	REF	J
- 1	204-070-523-33	..BLANKET INSTL, SOUNDPROOFING.....	1	
- 2	204-070-521-61	..BLANKET ASSY, ROOF FWD.....	1	
	AN227-6B	...BUTTON.....	21	
	AN227-7B	...SOCKET.....	21	
- 3	MS20230B2	...GROMMET.....	4	
- 4	204-070-521-41	..BLANKET ASSY, ROOF FWD.....	1	
- 5	AN227-6B	...BUTTON.....	21	
	AN227-7B	...SOCKET.....	21	
- 6	MS20230B2	...GROMMET.....	4	
- 7	204-070-521-85	..BLANKET ASSY, ROOF.....	1	K
	204-072-356-1	..BLANKET ASSY, ROOF FWD.....	1	J
- 8	AN227-6B	...BUTTON.....	82	
	AN227-7B	...SOCKET.....	82	
- 9	MS20230B4	...GROMMET.....	6	
- 10	204-070-522-3	..BLANKET ASSY, AFT CABIN BULKHEAD, CENTER..	1	
- 11	AN227-6B	...BUTTON.....	22	
	AN227-7B	...SOCKET.....	22	
- 12	204-070-522-19	..BLANKET ASSY, AFT CABIN BULKHEAD.....	1	
- 13	AN227-6B	...BUTTON.....	55	
	AN227-7B	...SOCKET.....	55	
- 14	AN227-8B	...STUD.....	15	
	AN227-9B	...EYELET.....	15	
- 15	MS21919DG4	..CLAMP.....	6	
- 16	MS35207-262	..SCREW (AP).....	6	
- 17	AN960PD10L	..WASHER (AP).....	6	
- 18	NAS679A3	..NUT (AP).....	6	
- 19	204-070-607-1	..STAY.....	1	
- 20	204-070-607-5	..STAY.....	1	
		CODING EXPLANATION		
		CODE SERIAL NUMBERS		

(1) FIGURE & INDEX NUMBER	(2) PART NUMBER	(3) DESCRIPTION	(4) UNIT PER ASSY	(5) USABLE ON CODE
78 -		A 63-13141 THRU 63-13142 B 63-13143 THRU 63-13145 C 63-13146 THRU 63-13165 D 64-15476 THRU 65-7924 E 65-7925 THRU 65-7938 F 65-7939 THRU 65-7942 G 65-7943 THRU 66-1222 H 66-1223 THRU 66-1224 J 66-1225 AND SUBSEQUENT K 63-13141 THRU 66-1224		

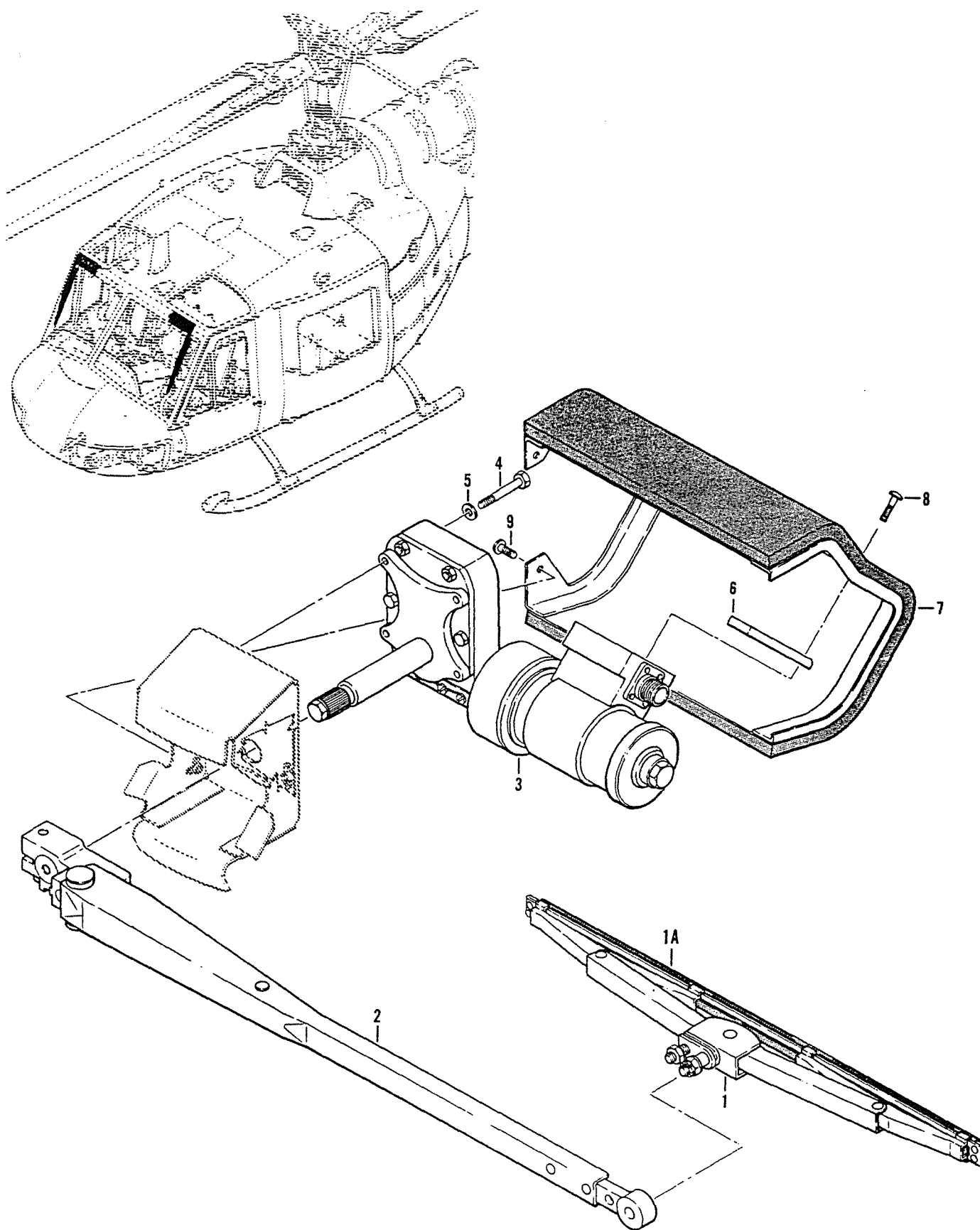


Figure 79. Wiper Installation

(1) FIGURE & INDEX NUMBER	(2) PART NUMBER	(3) DESCRIPTION	(4) UNIT PER ASSY	(5) USABLE ON CODE
79 -	204-200-021-1	SECTION ASSY, HELICOPTER FWD (SEE FIGS. 58, 60, 62, 64, 66, 67, 75, 78, 80, 81, 83, 88, 97, 105, 106, 109, 117, 127, 128, 135, 152 AND 183 FOR BALANCE OF BREAKDOWN)	REF	A
	204-200-021-5	SECTION ASSY, HELICOPTER FWD (SEE FIGS 58, 60, 62, 64, 66, 67, 75, 78, 80, 81, 83, 88, 97, 105, 106, 109, 117, 127, 128, 135, 152 AND 183 FOR BALANCE OF BREAKDOWN)	REF	B
	204-200-021-7	SECTION ASSY, HELICOPTER FWD (SEE FIGS. 58, 60, 62, 64, 66, 67, 75, 78, 80, 81, 83, 88, 97, 105, 106, 109, 117, 127, 128, 135, 152 AND 183 FOR BALANCE OF BREAKDOWN)	REF	C
	204-200-021-3	SECTION ASSY, HELICOPTER FWD (SEE FIGS. 58, 60, 62, 64, 66, 67, 75, 78, 80, 81, 83, 88, 97, 105, 106, 109, 117, 127, 128, 135, 152 AND 183 FOR BALANCE OF BREAKDOWN)	REF	D
	204-200-021-11	SECTION ASSY, HELICOPTER FWD (SEE FIGS. 58, 60, 62, 64, 66, 67, 75, 77, 78, 80, 81, 83, 88, 97, 105, 106, 109, 117, 127, 128, 135, 152 AND 183 FOR BALANCE OF BREAKDOWN)	REF	E
	204-200-021-13	SECTION ASSY, HELICOPTER FWD (SEE FIGS. 58, 60, 62, 64, 66, 67, 75, 77, 78, 80, 81, 83, 88, 97, 105, 106, 109, 117, 127, 128, 135, 152 AND 183 FOR BALANCE OF BREAKDOWN)	REF	F
	204-200-021-15	SECTION ASSY, HELICOPTER FWD (SEE FIGS. 58, 60, 62, 64, 66, 67, 75, 77, 78, 80, 81, 83, 88, 97, 105, 106, 109, 117, 127, 128, 135, 152, AND 183 FOR BALANCE OF BREAKDOWN)	REF	G
	204-200-021-17	SECTION ASSY, HELICOPTER FWD (SEE FIGS. 58, 60, 62, 64, 66, 67, 75, 77, 78, 80, 81, 83, 88, 97, 105, 106, 109, 117, 127, 128, 135, 152 AND 183 FOR BALANCE OF BREAKDOWN)	REF	H
	204-200-021-19	SECTION ASSY, HELICOPTER FWD (SEE FIGS. 58, 60, 62, 64, 65, 66, 67, 75, 77, 78, 80, 81, 83, 88, 97, 105, 106, 109, 117, 127, 128, 129, 136, 152, 155, 183 AND 214 FOR BALANCE OF BREAKDOWN)	REF	J
- 1	204-070-905-3 204-070-905-7 XW20257H14	..WIPER INSTL..... ..WIPER INSTL..... ..WIPER ASSY (70255) (BHT SPECIFICATION..... CONTROL DRAWING 204-070-907-5)	1 1 1	K
- 1A	XW20973H-14	...WIPER BLADE RUBBER (70255).....	1	
- 2	XW20500-1-2000-2	..ARM ASSY (70255) (BHT SPECIFICATION..... CONTROL DRAWING 204-070-907-3)	1	
- 3	XW20571-369R64	..MOTOR CONVERTER ASSY (70255) (BHT..... SPECIFICATION CONTROL DRAWING 204-070-907-1) (WHEN EXHAUSTED USE XW21174-369R64)	1	
	XW21174-369R64	..MOTOR CONVERTER ASSY (70255) (BHT..... SPECIFICATION CONTROL DRAWING 204-070-907-1) (USE XW20571-369R64 UNTIL EXHAUSTED)	1	
	XW21174-369L64	..MOTOR CONVERTER ASSY (70255) (BHT..... SPECIFICATION CONTROL DRAWING 204-070-907-2)	1	K
- 4	AN3-15A	..BOLT (AP).....	4	
- 5	AN960-10L 204-070-903-1 204-070-903-2	..WASHER (AP)..... ..GUARD INSTL..... ..GUARD INSTL.....	4 1 1	K
- 6	204-070-904-1	...SPACER.....	1	
- 7	204-072-926-3 204-072-926-4	...HEADGUARD ASSY PILOT..... ...HEADGUARD ASSY CO-PILOT.....	1 1	
- 8	AN525-416R11	...SCREW (AP).....	2	
- 9	AN525-10R7	...SCREW (AP).....	2	
		CODING EXPLANATION		
		CODE SERIAL NUMBERS		

(1) FIGURE & INDEX NUMBER	(2) PART NUMBER	(3) DESCRIPTION	(4) UNIT PER ASSY	(5) USABLE ON CODE
79 -		A 63-13141 THRU 63-13142 B 63-13143 THRU 63-13145 C 63-13146 THRU 63-13165 D 64-15476 THRU 65-7924 F 65-7925 THRU 65-7938 F 65-7939 THRU 65-7942 G 65-7943 THRU 66-1222 H 66-1223 THRU 66-1224 J 66-1225 AND SUBSEQUENT K 63-13141 AND SUBSEQUENT		

II
Assembly Parts List

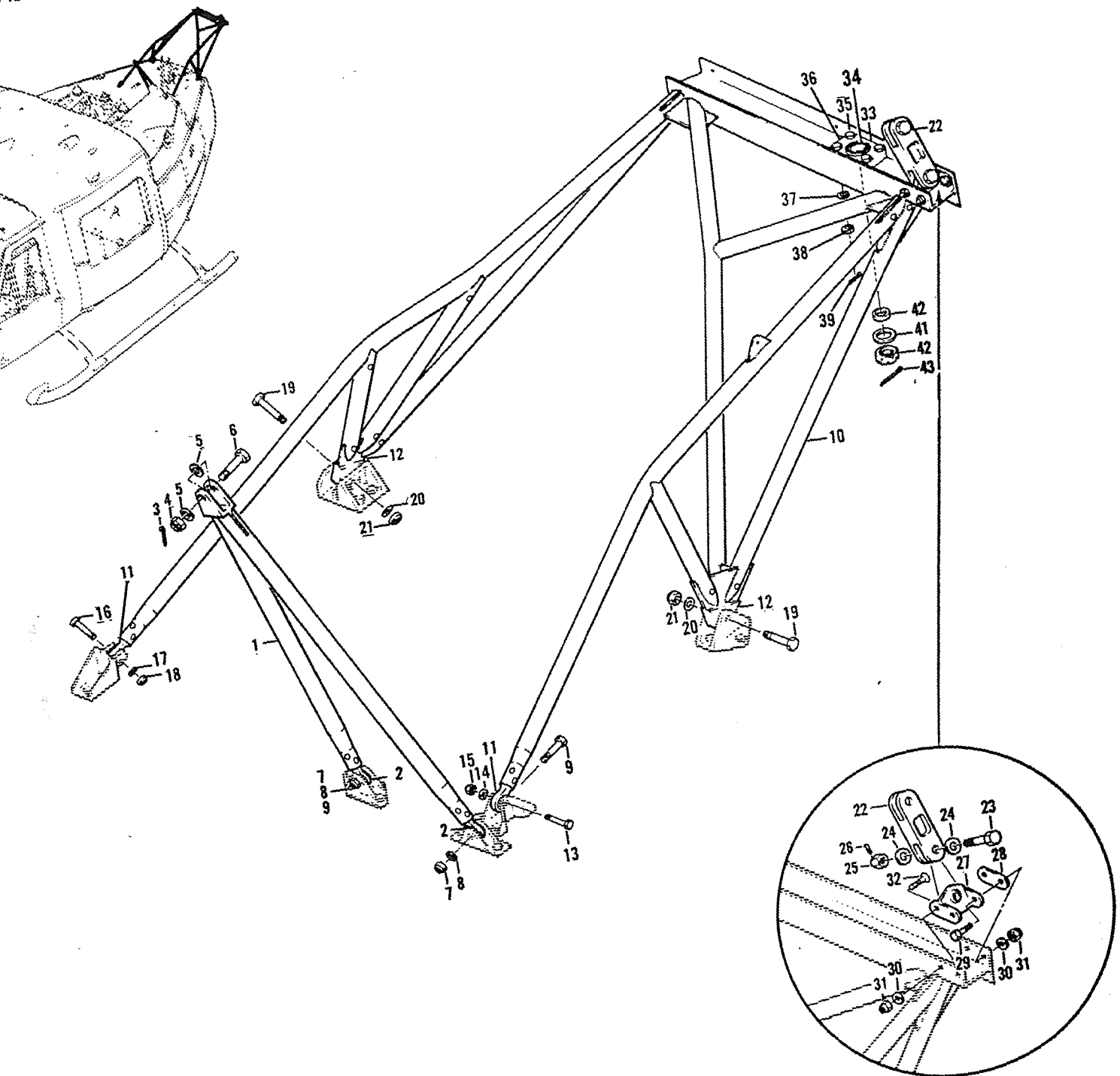


Figure 80. Mount Installation, Engine

(1) FIGURE & INDEX NUMBER	(2) PART NUMBER	(3) DESCRIPTION	(4) UNIT PER ASSY	(5) USABLE ON CODE
80 -	204-200-021-1	SECTION ASSY, HELICOPTER FWD (SEE FIGS.58,... 60,62,64,66,67,75,78,79,81, 83,88,97,105, 106,109,117,127,128,135,152 AND 183 FOR BALANCE OF BREAKDOWN)	REF	A
	204-200-021-5	SECTION ASSY, HELICOPTER FWD (SEE FIGS.58,... 60,62,64,66,67,75,78,79,81, 83,88,97,105, 106,109,117,127,128,135,152 AND 183 FOR BALANCE OF BREAKDOWN)	REF	B
	204-200-021-7	SECTION ASSY, HELICOPTER FWD (SEE FIGS.58,... 60,62,64,66,67,75,78,79,81, 83,88,97,105, 106,109,117,127,128,135,152 AND 183 FOR BALANCE OF BREAKDOWN)	REF	C
	204-200-021-3	SECTION ASSY, HELICOPTER FWD (SEE FIGS.58,... 60,62,64,66,67,75,78,79,81, 83,88,97,105, 106,109,117,127,128,135,152 AND 183 FOR BALANCE OF BREAKDOWN)	REF	D
	204-200-021-11	SECTION ASSY, HELICOPTER FWD (SEE FIGS.58,... 60,62,64,66,67,75,77,78,79, 81,83,88,97, 105,106,109,117,127,128,135, 152 AND 183 FOR BALANCE OF BREAKDOWN)	REF	E
	204-200-021-13	SECTION ASSY, HELICOPTER FWD (SEE FIGS.58,... 60,62,64,66,67,75,77,78,79, 81, 83, 88, 97, 105, 106, 109, 117, 127, 128, 135, 152 AND 183 FOR BALANCE OF BREAKDOWN)	REF	F
	204-200-021-15	SECTION ASSY, HELICOPTER FWD (SEE FIGS.58,... 60,62,64,66,67,75,77,78,79, 81,83,88,97, 105,106,109,117,127,128,135, 152 AND 183 FOR BALANCE OF BREAKDOWN)	REF	G
	204-200-021-17	SECTION ASSY, HELICOPTER FWD (SEE FIGS.58,... 60,62,64,66,67,75,77,78,79, 81,83,88,97, 105,106,109,117,127,128,135, 152 AND 183 FOR BALANCE OF BREAKDOWN)	REF	H
	204-200-021-19	SECTION ASSY, HELICOPTER FWD SEE FIGS.58,60, 62,64,65,66,67,75,77,78, 79,81,83,88,97, 105,106,109,117,127,128, 129,136,152,155, 183 AND 214 FOR BALANCE OF BREAKDOWN	REF	J
	204-062-100-1	..MOUNT INSTL, ENG.....	1	K
	204-062-100-3	..MOUNT INSTL, ENG.....	1	L
	204-062-155-1	..MOUNT ASSY.....	1	L
- 1	204-062-155-3	...SUPPORT ASSY.....	1	
- 2	K-4-12	...BEARING (97613).....	2	
		(ATTACHING PARTS)		
- 3	MS24665-301	..PIN, COTTER.....	1	
- 4	AN310-8	..NUT.....	1	
- 5	AN960-816	..WASHER.....	2	
- 6	AN178-15	..BOLT.....	1	
- 7	MS21042L4	..NUT.....	2	
- 8	AN960-416	..WASHER.....	2	
- 9	AN174-12A	..BOLT.....	2	
		---*---		
	204-062-157-9	..ENGINE MOUNT ASSY AFT.....	1	
	204-062-157-11	...ENGINE MOUNT ASSY.....	1	L
- 10	204-062-157-7	...WELD ASSY.....	1	K
	204-062-157-13	...WELD ASSY.....	1	L
- 11	204-062-186-1	...BEARING.....	2	
- 12	RR90	...SNAP RING (80756).....	2	
	KSBY-6SS	...BEARING (97613).....	2	
	HSBY-6SSG	...BEARING (81629) (ALT).....	2	
		(ATTACHING PARTS)		
- 13	AN174-13A	..BOLT.....	1	
- 14	AN960C416	..WASHER.....	1	
- 15	MS21043-4	..NUT.....	1	
- 16	AN174-13A	..BOLT.....	1	
- 17	AN960-416	..WASHER.....	1	
- 18	MS21043L4	..NUT.....	1	
- 19	AN176-16A	..BOLT.....	2	
- 20	AN960-616	..WASHER.....	2	
- 21	MS21042L6	..NUT.....	2	
		---*---		

(1) FIGURE & INDEX NUMBER	(2) PART NUMBER	(3) DESCRIPTION	(4) UNIT PER ASSY	(5) USABLE ON CODE
80 - 22	204-062-167-1	...LINK..... (ATTACHING PARTS)	1	
- 23	AN176-13	...BOLT.....	2	
- 24	AN960-616	...WASHER.....	4	
- 25	AN310-6	...NUT.....	2	
- 26	MS24665-230	...PIN, COTTER..... -----*-----	2	
	204-062-163-1	...FITTING ASSY.....	1	
- 27	204-062-163-3	...FITTING.....	1	
	KSBG65	...BEARING (97613)..... (ATTACHING PARTS)	1	
- 28	204-062-184-1	...SHIM.....	1	
- 29	AN4-5A	...BOLT.....	2	
- 30	AN960-416	...WASHER.....	4	
- 31	MS21042L4	...NUT.....	4	
- 32	MS24694-99	...SCREW..... -----*-----	2	
	204-062-165-1	...HOUSING ASSY.....	1	K
	204-062-165-5	...HOUSING ASSY.....	1	L
- 33	204-062-165-3	...FITTING.....	1	K
	204-062-165-7	...FITTING (USBL ON 204-062-165-5).....	1	L
- 34	KSBG-125	...BEARING (97613) (USBL ON 204-062-165-5). (ATTACHING PARTS)	1	
- 35	AN175-12A	...BOLT.....	4	L
- 36	204-062-166-1	...SHIM.....	2	L
- 37	AN960-516	...WASHER.....	4	L
- 38	MS21042L5	...NUT.....	4	L
- 39	MS24665-153	...PIN..... (ATTACHING PARTS)	4	K
- 40	204-062-187-1	...SPACER.....	1	
- 41	AN960C1216	...WASHER.....	1	
- 42	AN310C12	...NUT.....	1	
- 43	MS24665-374	...PIN..... -----*-----	1	
CODING EXPLANATION				
CODE SERIAL NUMBERS				
A 63-13141 THRU 63-13142				
B 63-13143 THRU 63-13145				
C 63-13146 THRU 63-13165				
D 64-15476 THRU 65-7924				
E 65-7925 THRU 65-7938				
F 65-7939 THRU 65-7942				
G 65-7943 THRU 66-1222				
H 66-1223 THRU 66-1224				
J 66-1225 AND SUBSEQUENT				
K 63-13141 THRU 63-13165				
L 64-15476 AND SUBSEQUENT				

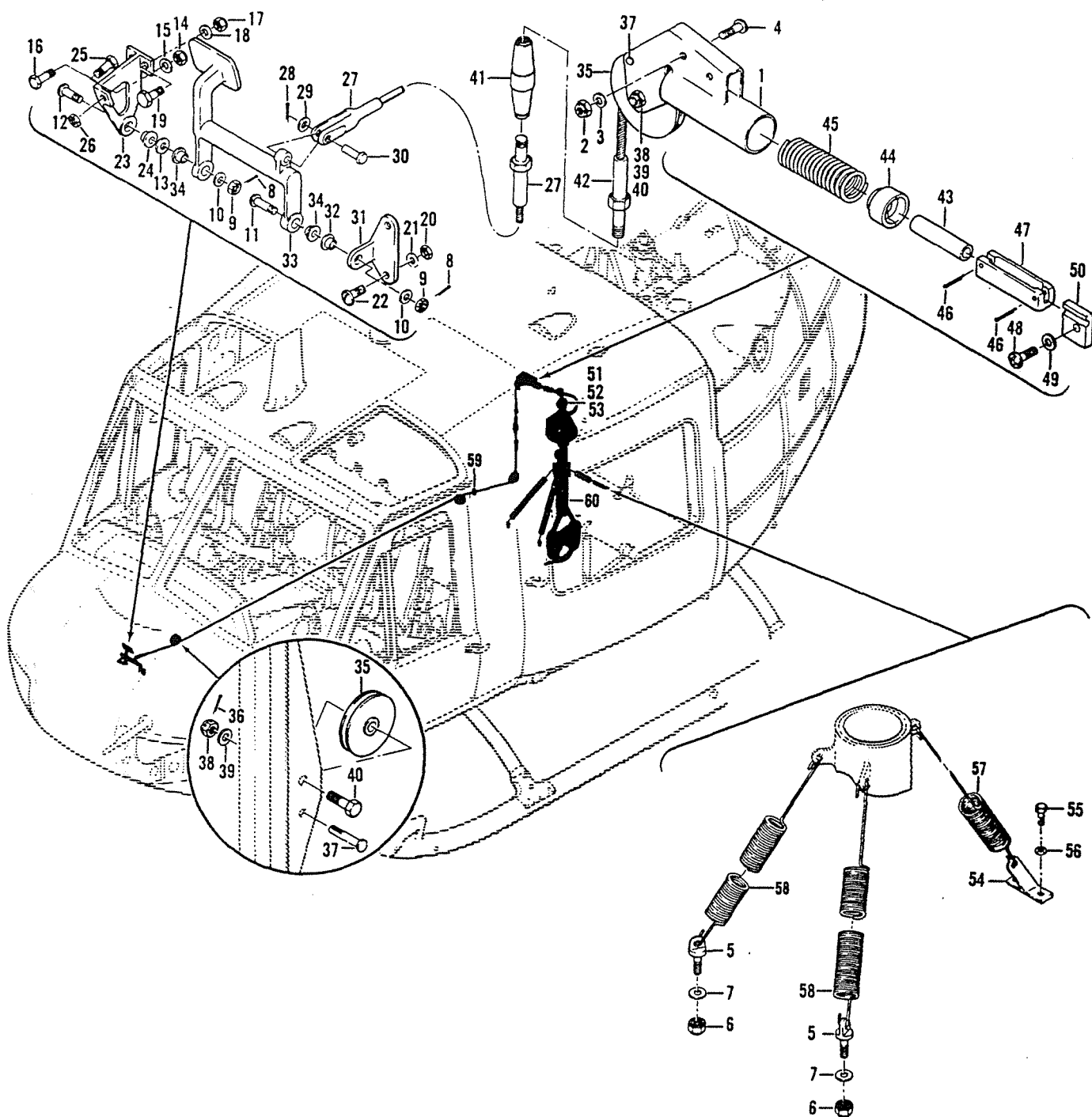


Figure 81. Suspension Installation, Cargo

(1) FIGURE & INDEX NUMBER	(2) PART NUMBER	(3) DESCRIPTION	(4) UNIT PER ASSY	(5) USABLE ON CODE
81 -	204-200-021-1	SECTION ASSY, HELICOPTER FWD (SEE FIGS.58,... 60,62,64,66,67,75,78,79,80, 83,88,97,105, 106,109,117,127,128,135,152 AND 183 FOR BALANCE OF BREAKDOWN)	REF	A
	204-200-021-5	SECTION ASSY, HELICOPTER FWD (SEE FIGS.58,... 60,62,64,66,67,75,78,79,80, 83,88,97,105, 106,109,117,127,128,135,152 AND 183 FOR BALANCE OF BREAKDOWN)	REF	B
	204-200-021-7	SECTION ASSY, HELICOPTER FWD (SEE FIGS.58,... 60,62,64,66,67,75,78,79,80, 83,88,97,105, 106,109,117,127,128,135,152 AND 183 FOR BALANCE OF BREAKDOWN)	REF	C
	204-200-021-3	SECTION ASSY, HELICOPTER FWD (SEE FIGS.58,... 60,62,64,66,67,75,78,79,80, 83,88,97,105, 106,109,117,127,128,135,152 AND 183 FOR BALANCE OF BREAKDOWN)	REF	D
	204-200-021-11	SECTION ASSY, HELICOPTER FWD (SEE FIGS.58,... 60,62,64,66,67,75,77,78,79, 80,83,88,97, 105,106,109,117,127,128,135 152 AND 183 FOR BALANCE OF BREAKDOWN)	REF	E
	204-200-021-13	SECTION ASSY, HELICOPTER FWD (SEE FIGS.58,... 60,62,64,66,67,75,77,78,79, 80, 83, 88, 97, 105, 106, 109, 117, 127, 128, 135, 183 FOR BALANCE OF BREAKDOWN)	REF	F
	204-200-021-15	SECTION ASSY, HELICOPTER FWD (SEE FIGS.58,... 60,62,64,66,67,75,77,78,79, 80,83,88,97, 105,106,109,117,127,128,135, 152 AND 183 FOR BALANCE OF BREAKDOWN)	REF	G
	204-200-021-17	SECTION ASSY, HELICOPTER FWD (SEE FIGS.58,... 60,62,64,66,67,75,77,78,79, 80,83,88,97, 105,106,109,117,127,128,135, 152 AND 183 FOR BALANCE OF BREAKDOWN)	REF	H
	204-200-021-19	SECTION ASSY, HELICOPTER FWD (SEE FIGS.58,... 60,62,64,65,66,67,75,77,78, 79,80,83,88,97, 105,106,109,117,127,128, 129,136,152,155, 183 AND 214 FOR BALANCE OF BREAKDOWN)	REF	J
	204-070-529-7	..SUSPENSION INSTL, CARGO.....	1	
- 1	204-070-999-1	..BRACKET.....	1	
- 2	NAS679A3	..NUT (AP).....	2	
- 3	AN960PD10L	..WASHER (AP).....	2	
- 4	AN525-10R7	..SCREW (AP).....	2	
- 5	AN43B4A	..EYEBOLT.....	2	
- 6	MS21042L4	..NUT (AP).....	2	
- 7	AN960PD416L	..WASHER (AP).....	2	
- 8	MS24665-151	..PIN, COTTER.....	2	
- 9	AN320-4	..NUT.....	2	
- 10	AN960PD416	..WASHER.....	2	
- 11	AN24-15	..BOLT.....	1	
- 12	AN24-18	..BOLT.....	1	
- 13	35Z1-16-9H62	..SHIM (WHEN EXHAUSTED USE 120-047-16-9)....	1	
	120-047-16-9	..SHIM (USE 35Z1-16-9H62 UNTIL EXHAUSTED)...	1	
	204-070-991-1	..STOP ASSY.....	1	
- 14	MS21042L4	..NUT (AP).....	1	
- 15	AN960PD416	..WASHER (AP).....	1	
- 16	AN4-5A	..BOLT (AP).....	1	
- 17	MS21042L4	..NUT (AP).....	2	
- 18	AN960PD416L	..WASHER (AP).....	2	
- 19	AN4-6A	..BOLT (AP).....	2	
- 20	NAS679A3	..NUT (AP).....	2	
- 21	AN960PD10	..WASHER (AP).....	2	
- 22	AN525-10R11	..SCREW (AP).....	2	
- 23	204-070-992-1	..STOP.....	1	
- 24	85B6B16-22-16	...BUSHING (WHEN EXHAUSTED USE..... 22-006B16-22-16)	1	
	22-006B16-22-16	...BUSHING (USE 85B6B16-22-16 UNTIL..... EXHAUSTED)	1	
- 25	NAS428K4-10	...BOLT.....	1	
- 26	AN315-4R	...NUT.....	1	
- 27	204-070-216-1	..CABLE ASSY.....	1	

(1) FIGURE & INDEX NUMBER	(2) PART NUMBER	(3) DESCRIPTION	(4) UNIT PER ASSY	(5) USABLE ON CODE
81 - 29	MS24665-29A	..PIN, COTTER (AP).....	1	
- 29	AN960-10L	..WASHER (AP).....	1	
- 30	MS20392-2019	..PIN (AP).....	1	
	204-070-993-1	..FITTING ASSY.....	1	
	204-070-993-3	..FITTING ASSY.....	1	
- 31	204-070-994-1	..FITTING.....	1	
- 32	R586P16-16-16	..BUSHING (WHEN EXHAUSTED USE..... 22-006P16-16-16)	1	
	22-006P16-16-16	..BUSHING (USE R586P16-16-16 UNTIL..... EXHAUSTED)	1	
	204-070-989-1	..PEDAL ASSY.....	1	
- 33	204-070-990-1	..PEDAL.....	1	
- 34	R586B16-25-16	..BUSHING (WHEN EXHAUSTED USE..... 22-006B16-25-16)	2	
	22-006B16-25-16	..BUSHING (USE R586B16-25-16 UNTIL..... EXHAUSTED)	2	
- 35	MS20219A2	..PULLEY.....	4	
- 36	MS24665-153	..PIN, COTTER (AP).....	4	
- 37	NAS427K9	..PIN (AP).....	4	
- 38	AN310-4	..NUT (AP).....	4	
- 39	NAS1197-416	..WASHER (AP).....	4	
- 40	AN4-10	..BOLT (AP).....	4	
- 41	AN155-16S	..BARREL.....	1	
- 42	204-070-215-1	..CABLE ASSY.....	1	
- 43	NAS43HT4-108	..SPACER.....	1	
- 44	204-070-997-1	..GUIDE HALF.....	2	
- 45	204-070-998-1	..SPRING.....	1	
- 46	MS24665-155	..PIN, COTTER.....	2	
- 47	204-070-995-1	..CONNECTOR.....	1	
- 48	MS35207-265	..SCREW.....	1	
- 49	AN960P010L	..WASHER.....	1	
- 50	204-070-996-1	..CLAMP ASSY.....	1	
- 51	MS24665-302	..PIN, COTTER.....	1	
- 52	AN960C916	..WASHER.....	1	
- 53	AN78-34	..BOLT.....	1	
- 54	204-070-533-1	..FITTING.....	1	
- 55	AN4-4A	..BOLT (AP).....	2	
- 56	AN960PD416L	..WASHER (AP).....	2	
- 57	204-070-458-1	..SPRING.....	1	
- 58	205-070-923-3	..SPRING.....	2	
- 59	S11154-30TS	..GROMMET (97820).....	1	
- 60	204-072-900-5	..SUSPENSION ASSY (SEE FIG. 82 FOR DETAIL... BREAKDOWN)	1	
	204-072-024-1	..SUSPENSION ASSY (USE 204-072-900-5..... UNTIL EXHAUSTED) (SEE FIG. 82 FOR DETAIL BREAKDOWN)	1	
CODING EXPLANATION				
CODE SERIAL NUMBERS				
A 63-13141 THRU 63-13142				
B 63-13143 THRU 63-13145				
C 63-13146 THRU 63-13165				
D 64-15476 THRU 65-7924				
E 65-7925 THRU 65-7938				
F 65-7939 THRU 65-7942				
G 65-7943 THRU 66-1222				
H 66-1223 THRU 66-1224				
J 66-1225 AND SURSEQUENT				

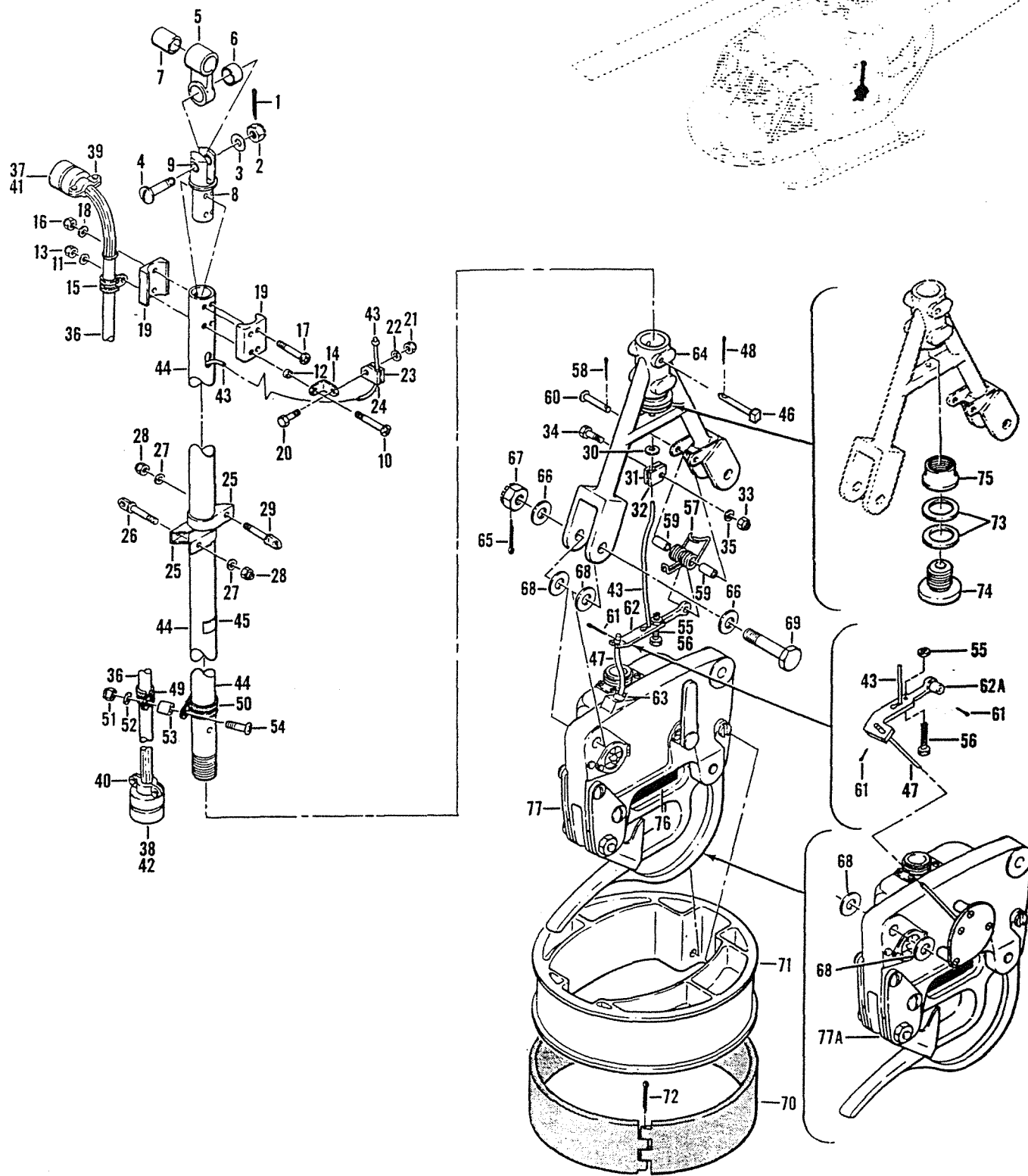


Figure 82. Suspension Assembly, Cargo

(1) FIGURE & INDEX NUMBER	(2) PART NUMBER	(3) DESCRIPTION	(4) UNIT PER ASSY	(5) USABLE ON CODE
82 -	204-072-900-5	SUSPENSION ASSY (SEE FIG. 81 FOR NHA).....	REF	
	204-072-024-1	..SUSPENSION ASSY (USE 204-072-..... 900-5 UNTIL EXHAUSTED)	REF	
	205-070-944-1	..LINK ASSY.....	1	
- 1	MS24665-302	..PIN, COTTER (AP).....	1	
- 2	AN320-8	..NUT (AP).....	1	
- 3	AN960C816	..WASHER (AP).....	1	
- 4	AN28-23	..BOLT (AP).....	1	
- 5	205-070-944-3	..LINK.....	1	
- 6	75810-15.5-12.5	..BUSHING (WHEN EXHAUSTED USE 21-010-15..... 5-12.5)	1	
	21-010-15.5-12-5	..BUSHING (USE 75810-15.5-12.5 UNTIL..... EXHAUSTED)	1	
- 7	75810-15.5-29.5	..BUSHING (WHEN EXHAUSTED USE 21-010-15..... 2-29.5)	1	
	21-010-15.5-29.5	..BUSHING (WHEN EXHAUSTED USE 21-010-15..... 5-29.5)	1	
	204-072-902-5	..YOKE ASSY.....	1	
- 8	204-072-902-3	..YOKE.....	1	
- 9	75810-15.5-8	..BUSHING (WHEN EXHAUSTED USE 21-010-15.5-8)	2	
	21-010-15.5-8	..BUSHING (USE 75810-15.5-8 UNTIL EXHAUSTED)	2	
- 10	AN525-10R30	..SCREW.....	1	
- 11	AN960-10L	..WASHER.....	1	
- 12	NAS43003-8	..SPACER.....	1	
- 13	NAS679A3	..NUT.....	1	
- 14	AN743-12	..BRACKET.....	1	
- 15	MS21919G6	..CLAMP.....	1	
- 16	NAS679A3	..NUT.....	3	
- 17	AN525-10R26	..SCREW.....	3	
- 18	AN960PD10L	..WASHER.....	3	
- 19	204-070-027-1	..BLOCK.....	2	
- 20	AN3-6A	..BOLT.....	2	
- 21	NAS679A3	..NUT.....	1	
- 22	AN960-10L	..WASHER.....	1	
- 23	204-070-972-1	..CLAMP (WHEN EXHAUSTED USE 30-053-1).....	1	
	30-053-1	..CLAMP (USE 204-070-972-1 UNTIL EXHAUSTED)...	1	
- 24	204-070-972-2	..CLAMP (WHEN EXHAUSTED USE 30-053-2).....	1	
	30-053-2	..CLAMP (USE 204-070-972-2 UNTIL EXHAUSTED)...	1	
- 25	45C20AA16	..CLAMP.....	2	
- 26	AN428C14A	..EYEBOLT (AP).....	1	
- 27	AN960-10L	..WASHER (AP).....	2	
- 28	NAS679A3	..NUT (AP).....	2	
- 29	204-072-904-1	..EYEBOLT (AP).....	1	
- 30	AN960-416	..WASHER.....	1	
- 31	204-070-972-1	..CLAMP (WHEN EXHAUSTED USE 30-053-1).....	1	
	30-053-1	..CLAMP (USE 204-070-972-1 UNTIL EXHAUSTED)...	1	
- 32	204-070-972-2	..CLAMP (WHEN EXHAUSTED USE 30-053-2).....	1	
	30-053-2	..CLAMP (USE 204-070-972-2 UNTIL EXHAUSTED)...	1	
- 33	NAS679A3	..NUT.....	1	
- 34	AN3-6A	..BOLT.....	1	
- 35	AN960-10L	..WASHER.....	1	
	204-075-900-5	..CABLE ASSY.....	1	
- 36	204-070-037-5	..SHIELD.....	1	
- 37	AN3420-6	..BUSHING.....	1	
- 38	AN3420-8	..BUSHING.....	1	
- 39	MS3057-6A	..CLAMP.....	1	
- 40	MS3057-8A	..CLAMP.....	1	
- 41	MS3106A14S7P	..CONNECTOR.....	1	
- 42	MS3106A16S5S	..CONNECTOR.....	1	
	85T4-7-2	..TUBING, INSUL.....	2	
- 43	204-070-041-1	..CABLE ASSY.....	1	
- 44	204-072-007-1	..SHAFT.....	1	
- 45	100-026-1M	..PLATE.....	1	
- 46	204-072-003-1	..PIN, SHEAR.....	1	
- 47	204-070-040-1	..CABLE ASSY.....	1	
- 48	MS24665-151	..PIN, COTTER.....	2	
- 49	MS21919DG6	..CLAMP.....	1	
- 50	MS21919DG16	..CLAMP.....	1	
- 51	NAS679A3	..NUT (AP).....	1	
- 52	AN960PD10L	..WASHER (AP).....	1	
- 53	NAS43003-20	..SPACER (AP).....	1	

(1) FIGURE & INDEX NUMBER	(2) PART NUMBER	(3) DESCRIPTION	(4) UNIT PER ASSY	(5) USABLE ON CODE
82 - 54	MS35207-265	.SCREW (AP).....	1	
- 55	AN315-3R	.NUT.....	1	
- 56	NAS428K3-11	.BOLT.....	1	
- 57	204-070-033-1	.SPRING.....	1	
- 58	MS24655-151	.PIN, COTTER.....	1	
- 59	NAS43DD4-23	.SPACER (USE ONE SPACER WITH SP4405-1 HOOK.. ASSY)	2	
- 60	MS20392-3C45	.PIN.....	1	
- 61	MS24665-153	.PIN, COTTER.....	1	
- 62	204-070-028-1	.LEVER (USE WITH SP4220-2 HOOK ASSY).....	1	
- 62A	204-072-928-1	.LEVER ASSY (USE WITH SP4405-1 HOOK ASSY)...	1	
- 63	205-070-927-1	.PLUG, GUIDE.....	1	
- 64	204-070-026-3	.YOKE.....	1	
- 65	MS24665-301	.PIN, COTTER (AP).....	2	
- 66	AN960-716L	.WASHER (AP).....	12	
- 67	AN310-7	.NUT (AP).....	2	
- 68	AN960-716	.WASHER (AP).....	4	
- 69	AN177-22	.BOLT (AP).....	2	
- 70	204-072-905-3	.RING.....	1	
- 71	204-072-901-1	.BUMPER.....	1	
- 72	MS24665-183	.PIN, COTTER.....	1	
- 73	204-072-005-1	.BEARING, THRUST.....	2	
- 74	204-072-004-1	.PLUG.....	1	
- 75	204-072-006-1	.COLLAR.....	1	
- 76	204-072-827-3	.DECAL.....	2	
- 77	SP4220-2	.HOOK ASSY, CARGO (96603) (BHT SPECIFICATION CONTROL DRAWING 204-072-906-1) (WHEN EXHAUSTED, USE SP4405-1 HOOK ASSY)	1	
- 77A	SP4405-1	.HOOK ASSY, CARGO (96603) (USE SP4220-2 HOOK ASSY UNTIL EXHAUSTED) (INSTALLATION REQUIRES USE OF 204-072-928-1 LEVER AND ONE NAS43DD4-23 SPACER)	1	

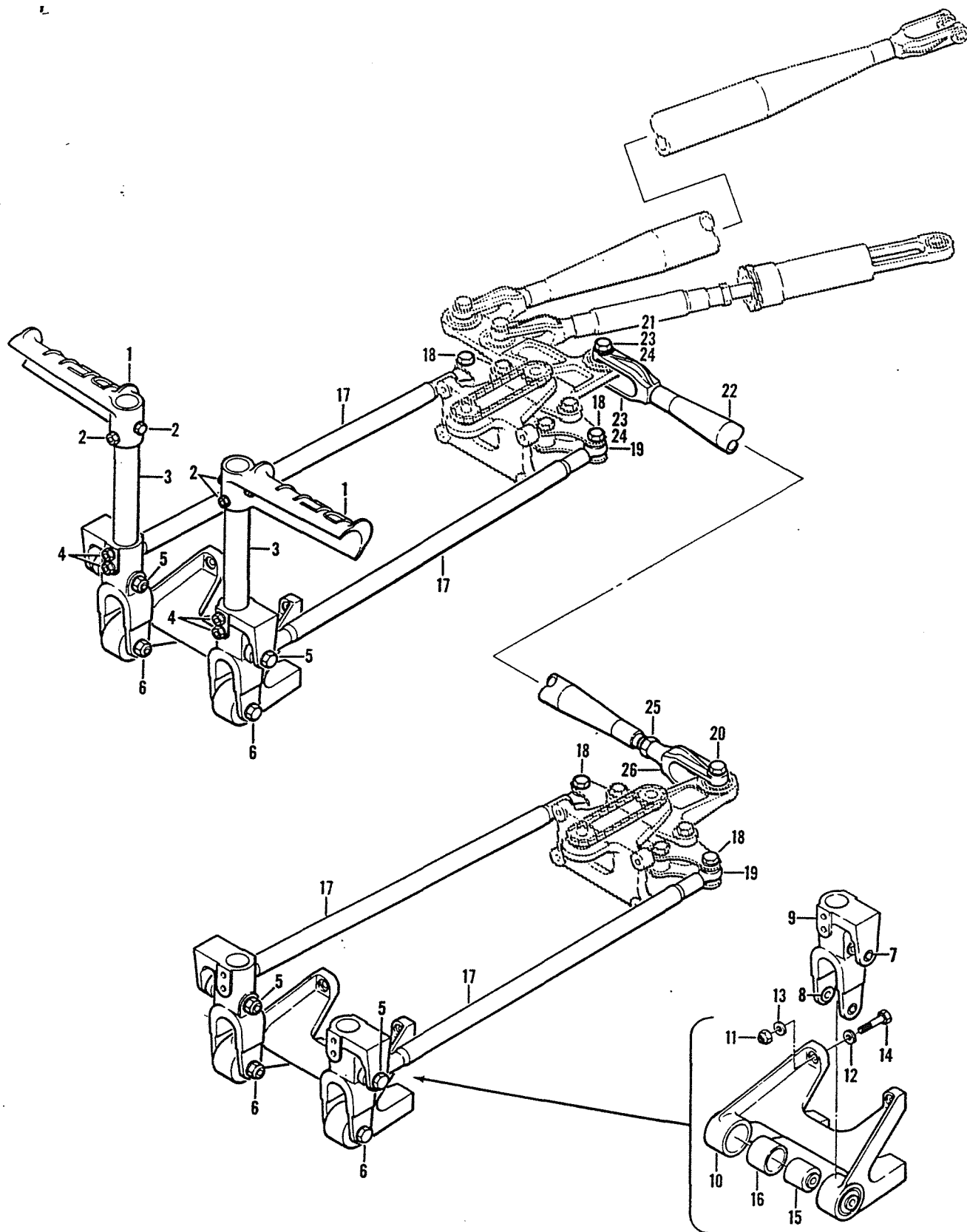


Figure 83. Controls Installation, Tail Rotor, Forward Section

(1) FIGURE & INDEX NUMBER	(2) PART NUMBER	(3) DESCRIPTION	(4) UNIT PER ASSY	(5) USABLE ON CODE
83 -	204-200-021-1	SECTION ASSY, HELICOPTER FWD (SEE FIGS.58,.. 60,62,64,66,67,75,78,79,80, 81,88,97,105, 106,109,117,127,128,135,152 AND 183 FOR BALANCE OF BREAKDOWN)	REF	A
	204-200-021-5	SECTION ASSY, HELICOPTER FWD (SEE FIGS.58,.. 60,62,64,66,67,75,78,79,80, 81,88,97,105, 106,109,117,127,128,135,152 AND 183 FOR BALANCE OF BREAKDOWN)	REF	B
	204-200-021-7	SECTION ASSY, HELICOPTER FWD (SEE FIGS.58,.. 60,62,64,66,67,75,78,79,80, 81,88,97,105, 106,109,117,127,128,135,152 AND 183 FOR BALANCE OF BREAKDOWN)	REF	C
	204-200-021-3	SECTION ASSY, HELICOPTER FWD (SEE FIGS.58,.. 60,62,64,66,67,75,78,79,80, 81,88,97,105, 106,109,117,127,128,135,152 AND 183 FOR BALANCE OF BREAKDOWN)	REF	D
	204-200-021-11	SECTION ASSY, HELICOPTER FWD (SEE FIGS.58,.. 60,62,64,66,67,75,77,78,79, 80,81,88,97, 105,106,109,117,127,128,135, 152 AND 183 FOR BALANCE OF BREAKDOWN)	REF	E
	204-200-021-13	SECTION ASSY, HELICOPTER FWD (SEE FIG. 58,.. 60, 62, 64, 66, 67, 75, 77, 78, 79, 80, 81, 88, 97, 105, 106, 109, 117, 127, 128, 135, 152 AND 183 FOR BALANCE OF BREAKDOWN)	REF	F
	204-200-021-15	SECTION ASSY, HELICOPTER FWD (SEE FIGS.58,.. 60,62,64,66,67,75,77,78,79, 80,81,88,97, 105,106,109,117,127,128,135, 152 AND 183 FOR BALANCE OF BREAKDOWN)	REF	G
	204-200-021-17	SECTION ASSY, HELICOPTER FWD (SEE FIGS 58,.. 60,62,64,66,67,75,77,78,79, 80,81,88,97, 105,106,109,117,127,128,135, 152 AND 183 FOR BALANCE OF BREAKDOWN)	REF	H
	204-200-021-19	SECTION ASSY, HELICOPTER FWD (SEE FIGS.58,.. 60,62,64,65,66,67,75,77,78, 79,80,81,88,97, 105,106,109,117,127,128, 129, 136, 152, 155, 183 AND 214 FOR BALANCE OF BREAKDOWN)	REF	J
	204-001-075-1	..CONTROL INSTL, TAIL ROTOR FWD-FWD SECTION.. (SEE FIGS.84,86 AND 87 FOR BALANCE OF BREAKDOWN)	1	
- 1	204-001-702-5	..PAD, PEDAL LH.....	1	
	204-001-702-6	..PAD, PEDAL RH.....	1	
- 2	MS24665-151	..PIN, COTTER (AP).....	2	
	MS17825-3	..NUT (AP).....	2	
	AN960PD10	..WASHER (AP).....	4	
	AN23-29	..BOLT (AP).....	2	
- 3	204-001-705-9	..ARM.....	2	
	204-001-757-5	..LEVER ASSY.....	4	
- 4	NAS679A3	..NUT (AP).....	4	
	AN960PD10	..WASHER (AP).....	8	
	AN3-16A	..BOLT (AP).....	4	
- 5	MS24665-151	..PIN, COTTER (AP).....	4	
	MS17825-4	..NUT (AP).....	4	
	NAS1197-416	..WASHER (AP).....	8	
	AN174-30	..BOLT (AP).....	4	
- 6	MS24665-300	..PIN, COTTER (AP).....	4	
- 6	MS17825-6	..NUT (AP).....	4	
- 6	NAS1197-616	..WASHER (AP).....	8	
- 6	AN176-23	..BOLT (AP).....	4	
- 7	20-006-15-12-16	...BUSHING.....	2	
- 8	85B8-24-19-20	...BUSHING (WHEN EXHAUSTED USE..... 22-008B23-19-20)	2	
	22-008B23-19-20	...BUSHING (USE 85B8-24-19-20 UNTIL..... EXHAUSTED)	2	
- 9	204-001-757-7	...LEVER.....	1	
- 10	204-001-700-1	..SUPPORT ASSY.....	2	
- 11	MS21042L4	..NUT (AP).....	8	
- 12	AN960PD416	..WASHER (AP).....	8	
- 13	NAS1197-416	..WASHER (AP).....	8	
- 14	AN4-7A	..BOLT (AP).....	8	

(1) FIGURE & INDEX NUMBER	(2) PART NUMBER	(3) DESCRIPTION	(4) UNIT PER ASSY	(5) USABLE ON CODE
84 -	R460M15-11	CONTROL DRAWING 204-001-376-3) (ALT)		
- 32	AN4-23A	.BRAKE, MAGNETIC (81039) (BHT SPECIFICATION.	1	
- 33	NAS1197-416	CONTROL DRAWING 204-001-376-3) (ALT)		
		.BOLT (AP).....	4	
		.WASHER (AP).....	4	

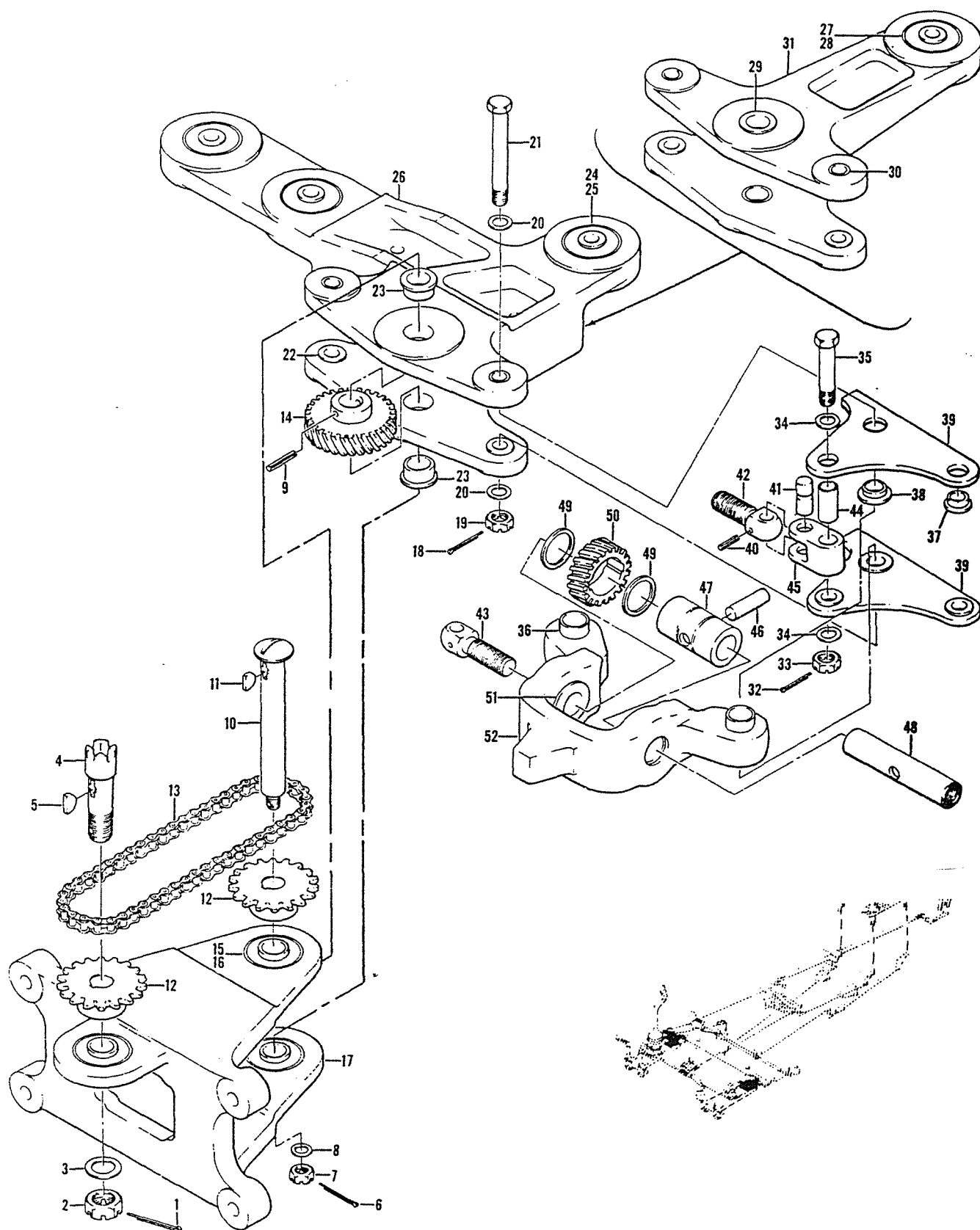


Figure 85. Adjuster Assembly

(1) FIGURE & INDEX NUMBER	(2) PART NUMBER	(3) DESCRIPTION	(4) UNIT PER ASSY	(5) USABLE ON CODE
85 -	204-001-762-13	ADJUSTER ASSY (SEE FIG. 84 FOR NHA).....	REF	
	204-001-762-15	ADJUSTER ASSY (SEE FIG. 84 FOR NHA).....	REF	
- 1	MS24665-153	.PIN, COTTER.....	1	
- 2	MS17825-6	.NUT.....	1	
- 3	AN960PD616	.WASHER.....	1	
- 4	204-001-717-1	.BOLT.....	1	
- 5	211	.KEY, WOODRUFF (73529).....	1	
- 6	MS24665-151	.PIN, COTTER.....	1	
- 7	MS17826-4	.NUT.....	1	
- 8	AN960-416	.WASHER.....	1	
- 9	MS171498	.PIN, SPRING.....	1	
- 10	204-001-808-3	.BOLT.....	1	
- 11	211	.KEY, WOODRUFF (73529).....	1	
- 12	204-001-712-1	.SPROCKET.....	2	
	204-001-736-1	.CHAIN ASSY.....	1	
- 13	C4189	..LINK, CONNECTING (72625).....	1	
	204-001-736-3	..CHAIN.....	1	
	204-001-771-1	.GEAR ASSY.....	1	
- 14	204-001-773-1	..ADAPTER.....	1	
	204-001-767-1	..GEAR.....	1	
	204-001-701-1	.SUPPORT ASSY.....	1	
- 15	MS27641-6	..BEARING.....	3	
- 16	2353-6A	..SLEEVE (WHEN EXHAUSTED USE 120-012-6A)....	3	
	120-012-6A	..SLEEVE (USE 2353-6A UNTIL EXHAUSTED).....	3	
- 17	204-001-701-3	..SUPPORT.....	1	
- 18	MS24665-151	.PIN, COTTER.....	2	
- 19	MS17825-4	.NUT.....	2	
- 20	NAS1197-416	.WASHER.....	4	
- 21	AN174-22	.BOLT.....	2	
	204-001-809-1	.BELLCRANK ASSY (USBL ON 204-001-762-13)...	1	
- 22	8586-15-22-16	..BUSHING (WHEN EXHAUSTED USE.....	4	
		22-006-15-22-16)		
	22-006-15-22-16	..BUSHING (USE 8586-15-22-16 UNTIL.....	4	
		EXHAUSTED)		
- 23	8588-23-22-20	..BUSHING (WHEN EXHAUSTED USE.....	2	
		22-008-23-22-20)		
	22-008-23-22-20	..BUSHING (USE 8588-23-22-20 UNTIL.....	2	
		EXHAUSTED)		
- 24	AN206DSP4	..BEARING.....	3	
- 25	2354-4A	..SLEEVE (WHEN EXHAUSTED USE 120-013-4A)....	3	
	120-013-4A	..SLEEVE (USE 2354-4A UNTIL EXHAUSTED).....	3	
- 26	204-001-809-3	..BELLCRANK.....	1	
	204-001-760-1	..BELLCRANK ASSY (USBL ON 204-001-762-15)...	1	
- 27	AN206DSP4	..BEARING.....	1	
- 28	2354-4A	..SLEEVE (WHEN EXHAUSTED USE 120-013-4A)....	1	
	120-013-4A	..SLEEVE (USE 2354-4A UNTIL EXHAUSTED).....	1	
- 29	8588-23-22-20	..BUSHING (WHEN EXHAUSTED USE.....	2	
		22-008-23-22-20)		
	22-008-23-22-20	..BUSHING (USE 8588-23-22-20 UNTIL.....	2	
		EXHAUSTED)		
- 30	8586-15-22-16	..BUSHING (WHEN EXHAUSTED USE.....	4	
		22-006-15-22-16)		
	22-006-15-22-16	..BUSHING (USE 8586-15-22-16 UNTIL.....	4	
		EXHAUSTED)		
- 31	204-001-760-3	..BELLCRANK.....	1	
- 32	MS24665-151	.PIN, COTTER.....	2	
- 33	MS17826-4	.NUT.....	2	
- 34	AN960PD416	.WASHER.....	4	
- 35	NAS464-4-18	.BOLT.....	2	
- 36	204-001-857-3	.SPACER.....	2	
	204-001-710-5	.PLATE ASSY.....	2	
	204-001-710-6	.PLATE ASSY.....	2	
- 37	204-001-729-1	..BUSHING.....	2	
- 38	20-008-23-7-20	..BUSHING.....	1	
- 39	204-001-710-7	..PLATE.....	1	
- 40	MS171495	.PIN, SPRING.....	2	
- 41	204-001-766-1	.PIN.....	2	
- 42	204-001-768-1	.SCREW.....	1	
- 43	204-001-768-2	.SCREW.....	1	

(1)	(2)	(3)	(4)	(5)
FIGURE & INDEX NUMBER	PART NUMBER	DESCRIPTION	UNIT PER ASSY	USAB. ON COL
85 - 44	204-001-857-1	.SPACER.....	2	
- 45	204-001-769-5	.LINK.....	2	
	204-001-762-17	.NUT AND SUPPORT ASSY.....	1	
- 46	204-001-770-1	.PIN.....	1	
- 47	204-001-765-1	.SHAFT.....	1	
- 48	204-001-764-1	.NUT.....	1	
- 49	RS68	.SPIROLOX (80756).....	2	
- 50	204-001-774-1	.GEAR.....	1	
	204-001-810-9	.SUPPORT ASSY.....	1	
- 51	85B12831-26-28	...BUSHING (WHEN EXHAUSTED USE..... 22-012831-26-28)	2	
	22-012831-26-28	...BUSHING (USE 85B12831-26-28 UNTIL..... EXHAUSTED)	2	
- 52	204-001-810-11	...SUPPORT.....	1	

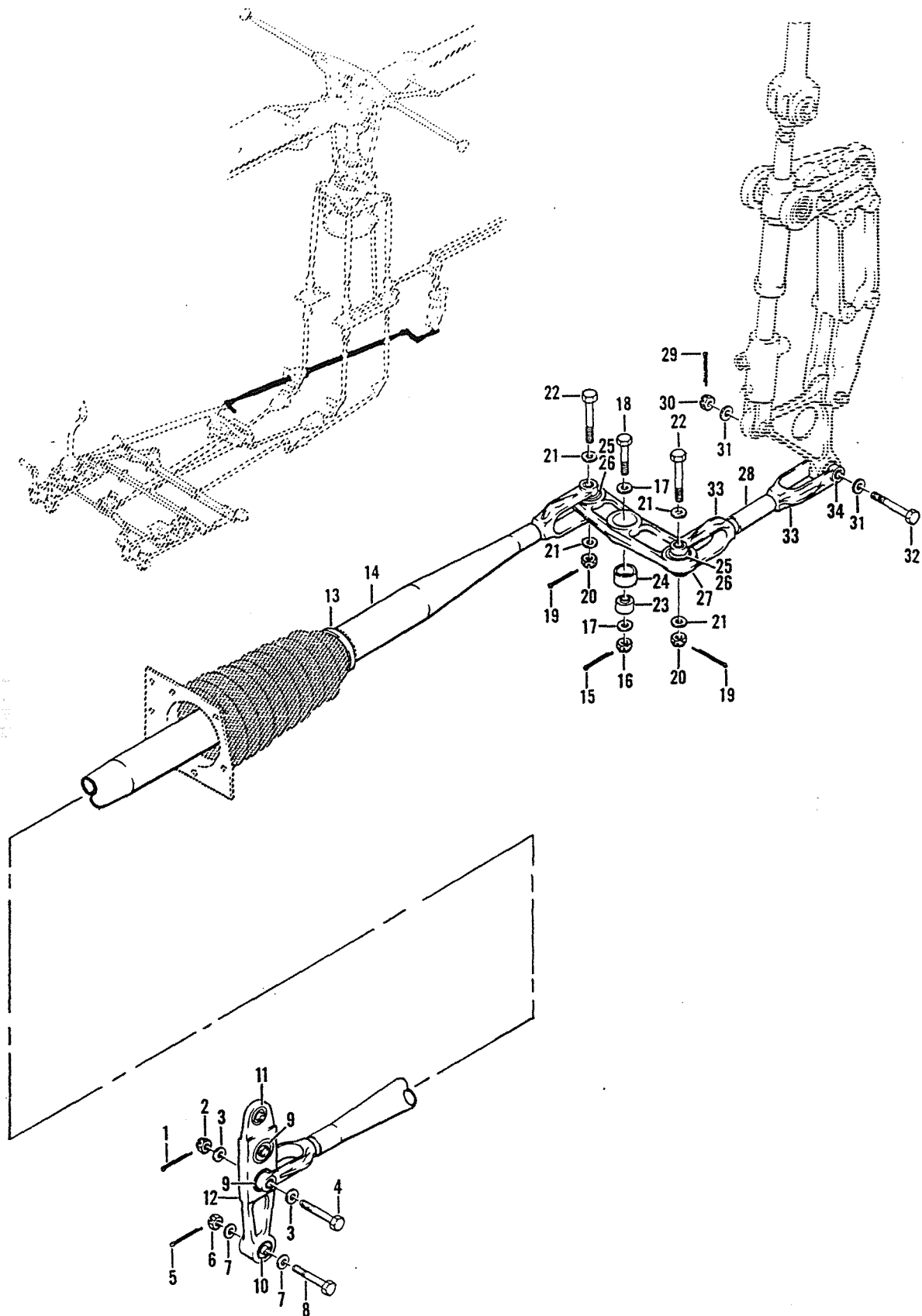


Figure 86. Controls Installation, Tail Rotor, Forward, Aft Section

(1) FIGURE & INDEX NUMBER	(2) PART NUMBER	(3) DESCRIPTION	(4) UNIT PER ASSY	(5) USABLE ON CODE
86 -	204-001-075-1	CONTROL INSTL, TAIL ROTOR FWD-AFT SECTION... (SEE FIG. 83 FOR NHA) (SEE FIGS. 83,84,87 FOR BALANCE OF BREAKDOWN)	REF	
- 1	204-001-855-5	.LEVER ASSY.....	1	
- 2	MS24665-151	.PIN, COTTER (AP).....	1	
- 3	MS17825-4	.NUT (AP).....	1	
- 4	AN960PD416	.WASHER (AP).....	2	
- 5	AN174-20	.BOLT (AP).....	1	
- 6	MS24665-151	.PIN, COTTER (AP).....	1	
- 7	MS17825-4	.NUT (AP).....	1	
- 8	AN960PD416	.WASHER (AP).....	2	
- 9	AN174-17	.BOLT (AP).....	1	
- 10	AN206DSP4	..BEARING.....	2	
- 11	DW4	..BEARING (38443).....	1	
- 12	RSST4	..BEARING (99528).....	1	
- 13	204-001-855-7	..LEVER.....	1	
- 14	AN737TW66	..CLAMP.....	1	
- 15	204-001-027-19	.TUBE ASSY.....	1	
- 16	204-001-006-1	..CLEVIS ASSY.....	2	
- 17	85B6-15-23-16	...BUSHING (WHEN EXHAUSTED USE..... 22-006-15-23-16)	2	
- 18	22-006-15-13-16	...BUSHING (USE 85B6-15-23-16 UNTIL..... EXHAUSTED)	2	
- 19	MS24665-151	.PIN, COTTER.....	1	
- 20	MS17825-4	.NUT.....	1	
- 21	AN960PD416	.WASHER.....	2	
- 22	AN174-17	.BOLT.....	1	
- 23	204-001-828-1	.LEVER ASSY.....	1	
- 24	MS24665-151	.PIN, COTTER (AP).....	2	
- 25	MS17825-4	.NUT (AP).....	2	
- 26	AN960PD416	.WASHER (AP).....	4	
- 27	AN174-20	.BOLT (AP).....	2	
- 28	DW4	..BEARING (38443).....	1	
- 29	23S6-4KA	..SLEEVE (WHEN EXHAUSTED USE 120-015-4KA)...	1	
- 30	120-015-4KA	..SLEEVE (USE 23S6-4KA UNTIL EXHAUSTED).....	2	
- 31	AN206DSP4	..BEARING.....	2	
- 32	23S4-4A	..SLEEVE (WHEN EXHAUSTED USE 120-013-4A)....	2	
- 33	120-013-4A	..SLEEVE (USE 23S4-4A UNTIL EXHAUSTED).....	2	
- 34	204-001-828-3	..LEVER.....	1	
- 35	204-001-724-5	.LINK ASSY.....	1	
- 36	MS24665-151	.PIN, COTTER (AP).....	1	
- 37	MS17825-4	.NUT (AP).....	1	
- 38	AN960PD416	.WASHER (AP).....	2	
- 39	AN174-20	.BOLT (AP).....	1	
- 40	204-001-006-1	..CLEVIS ASSY.....	2	
- 41	85B6-15-23-16	...BUSHING (WHEN EXHAUSTED USE..... 22-006-15-23-16)	2	
- 42	22-006-15-23-16	...BUSHING (USE 85B6-15-23-16 UNTIL..... EXHAUSTED)	2	

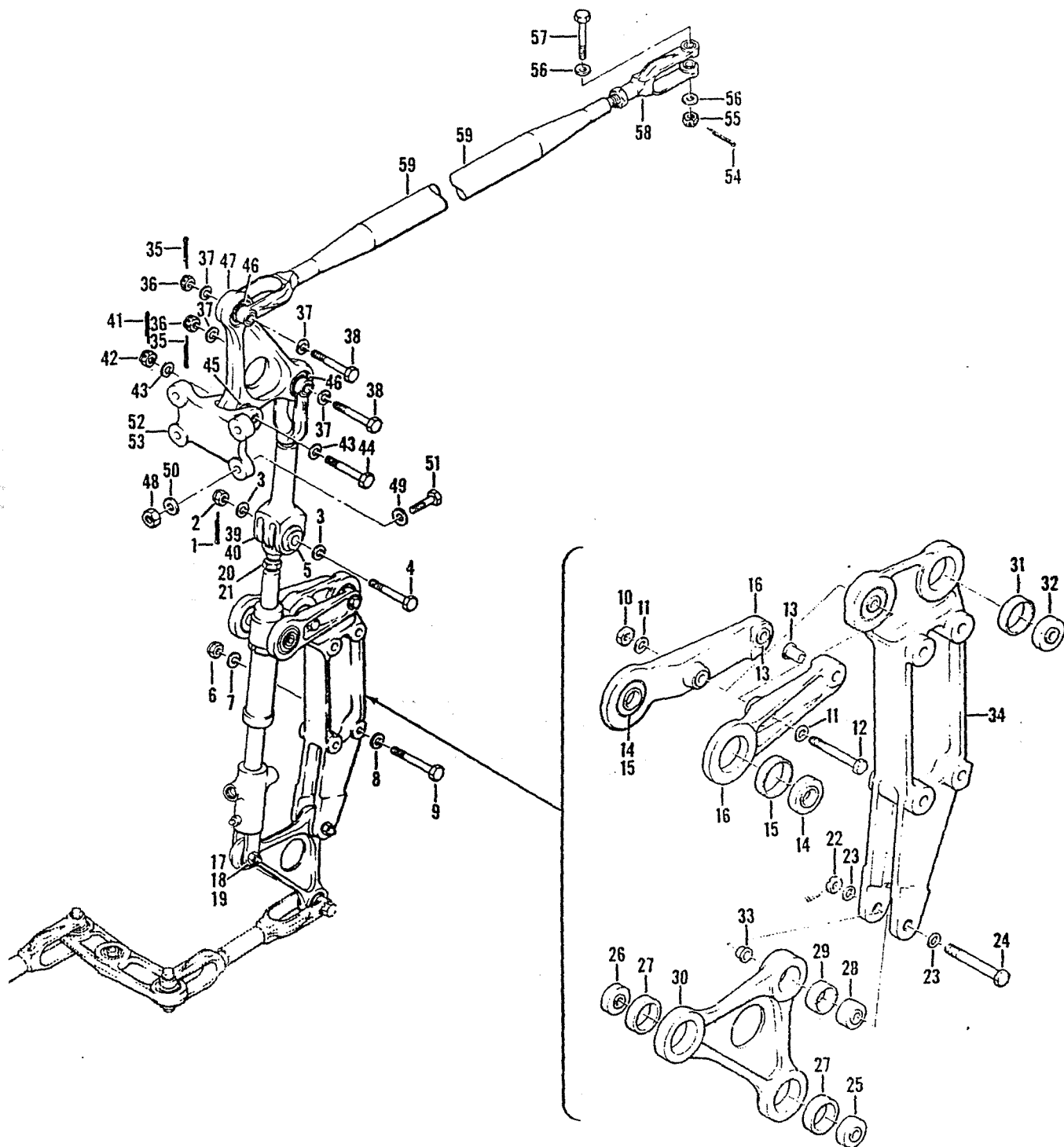


Figure 87. Controls Installation, Tail Rotor, Forward, Aft Section

(1) FIGURE & INDEX NUMBER	(2) PART NUMBER	(3) DESCRIPTION	(4) UNIT PER ASSY	(5) USABLE ON CODE
87 -	204-001-075-1	CONTROL INSTL, TAIL ROTOR FWD-AFT SECTION... (SEE FIG. 83 FOR NHA) (SEE FIGS. 83,84,86 FOR BALANCE OF BREAKDOWN)	REF	
- 1	MS24665-151	.PIN, COTTER.....	1	
- 2	MS17825-4	.NUT.....	1	
- 3	AN970-4	.WASHER.....	2	
- 4	AN174-25	.BOLT.....	1	
- 5	204-001-801-1	.SLEEVE.....	2	
	204-001-726-11	.CYLINDER AND SUPPORT ASSY.....	1	
- 6	MS21042L4	.NUT (AP).....	4	
- 7	AN960PD416	.WASHER (AP).....	4	
- 8	NAS1197-416	.WASHER (AP).....	4	
- 9	AN174-23A	.BOLT (AP).....	4	
	204-001-799-1	.ARM ASSY.....	2	
- 10	MS21042L4	.NUT (AP).....	2	
- 11	NAS1197-416	.WASHER (AP).....	4	
- 12	AN174-21A	.BOLT (AP).....	2	
- 13	8586-15-30-16	...BUSHING (WHEN EXHAUSTED USE 22-006-15-30-16)	2	
	22-006-15-30-16	...BUSHING (USE 8586-15-30-16 UNTIL..... EXHAUSTED)	2	
- 14	MS27641-8	...BEARING.....	1	
- 15	23S3-8A	...SLEEVE (WHEN EXHAUSTED USE 120-012-8A)...	1	
	120-012-8A	...SLEEVE (USE 23S3-8A UNTIL EXHAUSTED).....	1	
- 16	204-001-799-3	.ARM.....	1	
- 17	AN310-4	.NUT.....	1	
- 18	AN960PD416	.WASHER.....	2	
- 19	AN174-15	.BOLT.....	1	
- 20	AN316-7R	.NUT.....	1	
- 21	204-001-803-1	.ADAPTER.....	1	
	204-076-053-5	.CYLINDER ASSY, HYD (ALT).....	1	
	SGT220-1	.CYLINDER ASSY, HYD (92003) (ALT).....	1	
	1660-9	.CYLINDER ASSY, HYD (51633) (ALT).....	1	
	1660-5	.CYLINDER ASSY, HYD (00286) (ALT).....	1	
	1660-17	.CYLINDER ASSY, HYD (00286) (ALT).....	1	
	204-001-832-1	.BELLCRANK ASSY.....	1	
- 22	AN310-4	.NUT (AP).....	1	
- 23	NAS1197-416	.WASHER (AP).....	2	
- 24	AN174-20	.BOLT (AP).....	1	
- 25	AN206DSP4	.BEARING.....	1	
- 26	BR4R	.BEARING (77896).....	1	
- 27	23S4-4A	...SLEEVE (WHEN EXHAUSTED USE 120-013-4A)...	2	
	120-013-4A	...SLEEVE (USE 23S4-4A UNTIL EXHAUSTED).....	2	
- 28	DW4	.BEARING (38443).....	1	
- 29	23S6-4KA	...SLEEVE (WHEN EXHAUSTED USE 120-015-4KA)...	1	
	120-015-4KA	...SLEEVE (USE 23S6-4KA UNTIL EXHAUSTED).....	1	
- 30	204-001-832-3	.BELLCRANK.....	1	
	204-001-719-1	.SUPPORT ASSY.....	1	
- 31	23S4-4A	...SLEEVE (WHEN EXHAUSTED USE 120-013-4A)...	2	
	120-013-4A	...SLEEVE (USE 23S4-4A UNTIL EXHAUSTED).....	2	
- 32	AN206DSP4	.BEARING.....	2	
- 33	20-006-15-15-16	...BUSHING.....	2	
- 34	204-001-719-3	.SUPPORT.....	1	
- 35	MS24665-151	.PIN, COTTER.....	2	
- 36	AN310-4	.NUT.....	2	
- 37	AN960PD416	.WASHER.....	4	
- 38	AN174-20	.BOLT.....	2	
	204-001-802-3	.LINK ASSY.....	1	
	204-001-006-1	.CLEVIS ASSY.....	1	
- 39	85B-15-23-16	...BUSHING (WHEN EXHAUSTED USE 22-006-15-23-16)	2	
	22-006-15-23-16	...BUSHING (USE 85B-15-23-16 UNTIL..... EXHAUSTED)	2	
	204-001-811-1	.FORK ASSY.....	1	
- 40	85B15-43-15-36	...BUSHING (WHEN EXHAUSTED USE 22-015-43-15-36)	2	
	22-015-43-15-36	...BUSHING (USE 85B15-43-15-36 UNTIL..... EXHAUSTED)	2	
	AN220KS4	...BEARING (REPLACED BY MS27261KSP4).....	1	

(1) FIGURE & INDEX NUMBER	(2) PART NUMBER	(3) DESCRIPTION	(4) UNIT PER ASSY	(5) USABLE ON CODE
87 -	MS27261KSP4	...BEARING (REPLACES AN220KS4).....	1	
- 41	MS24665-151	.PIN, COTTER.....	1	
- 42	MS17825-4	.NUT.....	1	
- 43	NAS1197-416	.WASHER.....	2	
- 44	AN174-17	.BOLT.....	1	
	204-001-813-1	.BELLCRANK ASSY.....	1	
- 45	23S6-4KA	..SLEEVE (WHEN EXHAUSTED USE 120-015-4KA)...	1	
	120-015-4KA	..SLEEVE (USE 23S6-4KA UNTIL EXHAUSTED).....	1	
	DW4	..BEARING (38443).....	1	
- 46	23S4-4A	..SLEEVE (WHEN EXHAUSTED USE 120-013-4A)....	2	
	120-013-4A	..SLEEVE (USE 23S4-4A UNTIL EXHAUSTED).....	2	
	AN206DSP4	..BEARING.....	2	
- 47	204-001-813-3	..BELLCRANK.....	1	
	204-001-814-1	.SUPPORT ASSY.....	1	
- 48	MS21042L4	.NUT (AP).....	4	
- 49	AN960PD416	.WASHER (AP).....	4	
- 50	NAS1197-416	.WASHER (AP).....	4	
- 51	AN4-10A	.BOLT (AP).....	4	
- 52	8586-15-15-16	..BUSHING (WHEN EXHAUSTED USE.....	2	
		22-006-15-15-16)		
	22-006-15-15-16	..BUSHING (USE 8586-15-15-16 UNTIL.....	2	
		EXHAUSTED)		
- 53	204-001-814-3	..SUPPORT.....	1	
- 54	MS24665-152	.PIN, COTTER.....	1	
- 55	MS17825-5	.NUT.....	1	
- 56	AN960-516	.WASHER.....	2	
- 57	AN175-20	.BOLT.....	1	
	204-001-073-1	.TUBE ASSY.....	1	
- 58	AN316-7R	..NUT.....	1	
	204-001-958-1	..CLEVIS.....	1	
	204-001-073-3	..TUBE ASSY.....	1	
	204-001-006-1	..CLEVIS ASSY.....	1	
	8586-15-23-16BUSHING (WHEN EXHAUSTED USE.....	2	
		22-006-15-23-16)		
	22-006-15-23-16BUSHING (USE 8586-15-23-16 UNTIL.....	2	
		EXHAUSTED)		

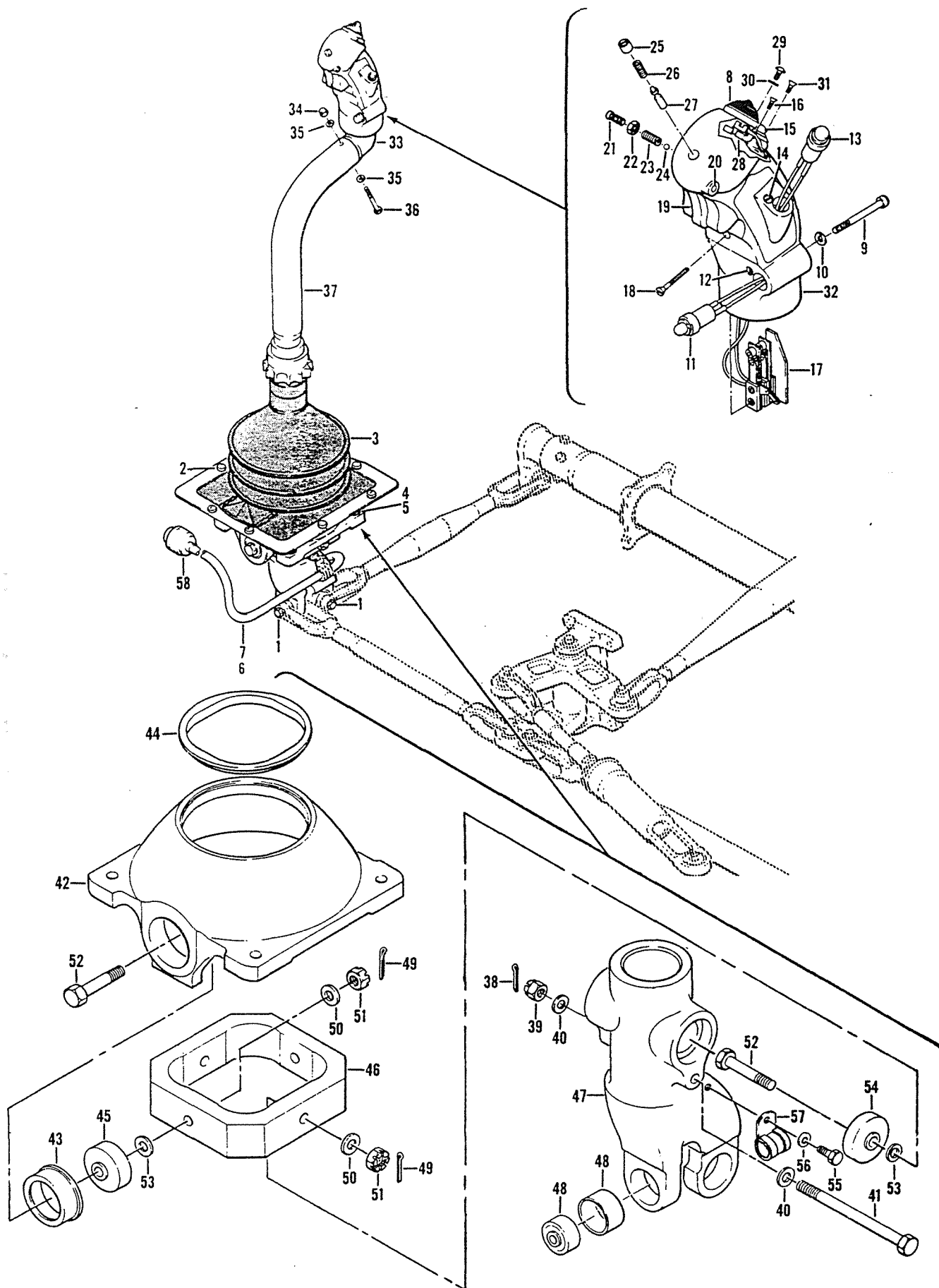


Figure 88. Stick Assembly, Cyclic

Section II
Group Assembly Parts List

T.O. 1H-1(U)F-4

(1) FIGURE & INDEX NUMBER	(2) PART NUMBER	(3) DESCRIPTION	(4) UNIT PER ASSY	(5) USABLE ON CODE
88 -	MS25089-5ARSWITCH.....	1	
- 16	AN531-4R6SCREW.....	1	
- 17	X942-2SWITCH ASSY, TRIGGER (73949).....	1	
	406-1300SWITCH ASSY (81579) (USBL ON VPN..... 702-5102 AND 702-5103)	1	
- 18	AN505-5-18SCREW.....	2	
- 19	X649TRIGGER (73949).....	1	
- 20	US218PIN, TRIGGER (73949).....	1	
- 21	SW87SCREW (73949).....	1	
- 22	AN340-8NUT, NC28 (73949).....	1	
- 23	CS138ASPRING, TENSION (73949).....	1	
- 24	21638BALL (77820).....	1	
- 25	N25NUT, CAP (73949).....	1	
- 26	CS259SPRING, SNAP PIN (73949).....	1	
- 27	P1-94PIN, SNAP (73949).....	1	
- 28	BR1174BRACKET (73949).....	1	
- 29	MS35206-205SCREW.....	1	
- 30	MW471WASHER (73949).....	1	
- 31	AN505-5-5SCREW.....	1	
- 32	HD45HANDLE ASSY (73949).....	1	
- 33	204-001-338-3ELBOW.....	1	
- 34	22K2-048NUT (72962) (AP).....	1	
- 35	AN960PD416WASHER (AP).....	2	
- 36	AN24-30ABOLT (AP).....	1	
- 37	204-001-364-1STICK ASSY.....	1	
- 38	MS24665-151PIN, COTTER.....	1	
- 39	MS17825-4NUT.....	1	
- 40	NAS1197-416WASHER.....	2	
- 41	AN174-33BOLT.....	1	
	204-001-362-1SUPPORT ASSY.....	1	
- 42	204-001-362-3SUPPORT.....	1	
- 43	204-001-345-1BUSHING.....	2	
- 44	204-001-346-1SLEEVE.....	1	
- 45	AN200KP5BEARING.....	2	
- 46	204-001-337-3GIMBAL.....	1	
	204-001-357-5LEVER ASSY.....	1	
- 47	204-001-357-7LEVER.....	1	
- 48	AN206DSP4BEARING.....	2	
- 48	23S4-4ASLEEVE (WHEN EXHAUSTED USE 120-013-4A).....	2	
- 48	120-013-4ASLEEVE (USE 23S4-4A UNTIL EXHAUSTED).....	2	
- 49	MS24665-151PIN, COTTER.....	4	
- 50	AN960PD516WASHER.....	4	
- 51	MS17826-5NUT.....	4	
- 52	NAS464-5-17BOLT.....	4	
- 53	35Z3-14-10-54SHIM (WHEN EXHAUSTED USE 120-034-14-10).....	4	
- 53	120-034-14-10SHIM (USE 35Z3-14-10-54 UNTIL EXHAUSTED).....	4	
- 54	AN200KP5BEARING.....	2	
- 55	AN3-3ABOLT.....	1	
- 56	AN960PD10WASHER.....	1	
- 57	MS21919DG6CLAMP.....	1	
- 58	MS3116E14-19PPLUG (WHEN EXHAUSTED USE MS3126E14-19P).....	1	
- 58	MS3126E14-19PPLUG (USE MS3116E14-19P UNTIL EXHAUSTED).....	1	
- 58	10-101033-11PLUG (77820).....	7	
CODING EXPLANATION				
CODE SERIAL NUMBERS				
A 63-13141 THRU 63-13142				
B 63-13143 THRU 63-13145				
C 63-13146 THRU 63-13165				
D 64-15476 THRU 65-7924				
E 65-7925 THRU 65-7938				
F 65-7939 THRU 65-7942				

(1) FIGURE & INDEX NUMBER	(2) PART NUMBER	(3) DESCRIPTION	(4) UNIT PER ASSY	(5) USABLE ON CODE
88 -	204-200-021-1	SECTION ASSY, HELICOPTER FWD (SEE FIGS. 58,... 60,62,64,66,67,75,78,79,80, 81,83,97,105, 106,109,117,127,128,135,152 AND 183 FOR BALANCE OF BREAKDOWN)	REF	A
	204-200-021-5	SECTION ASSY, HELICOPTER FWD (SEE FIGS. 58,... 60,62,64,66,67,75,78,79,80, 81,83,97,105, 106,109,117,127,128,135,152 AND 183 FOR BALANCE OF BREAKDOWN)	REF	B
	204-200-021-7	SECTION ASSY, HELICOPTER FWD (SEE FIGS. 58,... 60,62,64,66,67,75,78,79,80, 81,83,97,105, 106,109,117,127,128,135,152 AND 183 FOR BALANCE OF BREAKDOWN)	REF	C
	204-200-021-3	SECTION ASSY, HELICOPTER FWD (SEE FIGS. 58,... 60,62,64,66,67,75,78,79,80, 81,83,97,105, 106,109,117,127,128,135,152 AND 183 FOR BALANCE OF BREAKDOWN)	REF	D
	204-200-021-11	SECTION ASSY, HELICOPTER FWD (SEE FIGS. 58,... 60,62,64,66,67,75,77,78,79, 80,81,83,97, 105,106,109,117,127,128,135, 152 AND 183 FOR BALANCE OF BREAKDOWN)	REF	E
	204-200-021-13	SECTION ASSY, HELICOPTER FWD (SEE FIGS. 58,... 60,62,64,66,67,75,77,78,79, 80, 81, 83, 97, 105, 106, 109, 117, 127, 128, 135, 152 AND 183 FOR BALANCE OF BREAKDOWN)	REF	F
	204-200-021-15	SECTION ASSY, HELICOPTER FWD (SEE FIGS. 58,... 60,62,64,66,67,75,77,78,79, 80,81,83,97, 105,106,109,117,127,128,135, 152 AND 183 FOR BALANCE OF BREAKDOWN)	REF	G
	204-200-021-17	SECTION ASSY, HELICOPTER FWD (SEE FIGS. 58,... 60,62,64,66,67,75,77,78,79, 80, 81, 83, 97, 105, 106, 109, 117, 127, 128, 135,152 AND 183 FOR BALANCE OF BREAKDOWN)	REF	H
	204-200-021-19	SECTION ASSY, HELICOPTER FWD (SEE FIGS. 58,... 60,62,64,65,66,67,75,77,78, 79,80,81,83,97, 105,106,109,117,127,128, 129,136,152,155, 183 AND 214 FOR BALANCE OF BREAKDOWN)	REF	J
	204-001-062-15	.CONTROLS INSTL, FORE AND AFT AND LATERAL... CYCLIC (SEE FIG. 90,91,93 AND 94 FOR BALANCE OF BREAKDOWN)	1	K
	204-001-062-21	.CONTROLS INSTL, FORE AND AFT AND LATERAL... CYCLIC (SEE FIG. 90,91,93 AND 94 FOR BALANCE OF BREAKDOWN)	2	L
- 1	MS24665-151	..PIN, COTTER.....	2	
- 1	MS17825-4	..NUT.....	4	
- 1	AN960PD416	..WASHER.....	2	
- 1	AN174-20	..BOLT.....	8	
	204-001-328-47	..BOOT ASSY.....	2	
- 2	AN525-10R8	..SCREW (AP).....	8	
	AN960PD10	..WASHER (AP).....	1	
- 3	AN227-11	..BUTTON.....	2	
	AN227-12	..SOCKET.....	2	
	AN227-13	..STUD.....	2	
	AN227-14	..EYELET.....	4	
- 4	AN174-10A	..BOLT.....	4	
- 5	AN960PD416	..WASHER.....	1	
- 6	85T4-10-1	..TUBE.....	2	
- 7	85T4-14-1	..TUBE.....	2	
	204-001-363-17	..STICK ASSY, CYCLIC.....	1	
	702-5103	..GRIP ASSY (81579) (BHT SPECIFICATION.... CONTROL DRAWING 204-001-046-1) (SEE FIG. 89 FOR BALANCE OF BREAKDOWN)	1	
- 8	400-4307SWITCH (81579).....	1	
- 9	US104SCREW (73949).....	1	
- 10	MS35338-43WASHER, LOCK.....	1	
- 11	X918SWITCH ASSY (73949).....	1	
- 12	AN351-4R6SCREW.....	1	
- 13	X917SWITCH ASSY, SIDE (73949).....	1	
- 14	AN531-4R6SCREW.....	1	
- 15	X916SWITCH ASSY, TOP (73949).....	1	

1 FIGURE & INDEX NUMBER	2 PART NUMBER	3 DESCRIPTION	4 UNIT PER ASSY	5 USABLE ON CODE
83 -		G 65-7943 THRU 66-1222 H 66-1223 THRU 66-1224 J 66-1225 AND SUBSEQUENT K 63-13141 THRU 65-7924 L 65-7925 AND SUBSEQUENT		

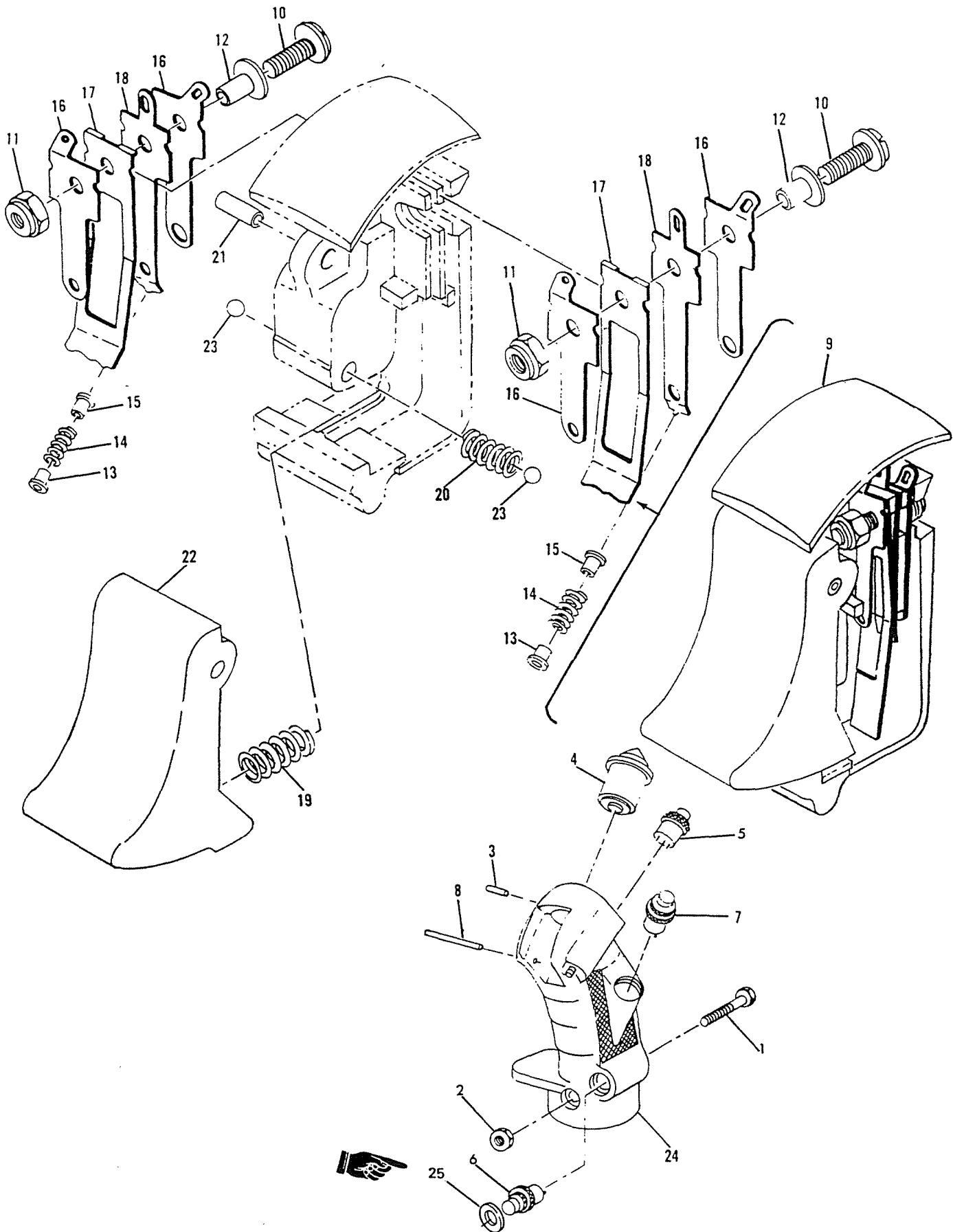
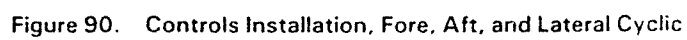


Figure 89. Grip Assembly, Cyclic Stick

(1) FIGURE & INDEX NUMBER	(2) PART NUMBER	(3) DESCRIPTION	(4) UNIT PER ASSY	(5) USABLE ON CODE	(6)
89 -	702-5103	GRIP ASSY (81579) (BHT SPECIFICATION CONTROL DRAWING 205-001-046-1) (SEE FIG. 88 FOR BALANCE OF BREAKDOWN) (SEE FIG. 88 FOR NHA)	REF		
- 1	MS35266-70	.SCREW.....	1		
- 2	MS21042-3	.NUT.....	1		
- 3	10-291-1	.PIN (81579).....	1		
- 4	400-4307	.SWITCH, HOIST CONTROL (81579).....	1		
- 5	MS25089-5AR	.SWITCH, FORCE TRIM.....	1		
- 6	MS25089-4AR	.SWITCH, CARGO RELEASE.....	1		
- 7	MS25089-4AR	.SWITCH, ARMAMENT FIRING.....	1		
- 8	10-279-1	.PIN (81579).....	1		
- 9	406-1300	.SWITCH, ICS-RADIO (81579).....	1		
- 10	STD854-7	.SCREW (81579).....	2		
- 11	STD887-5	.NUT (81579).....	2		
- 12	406-206-1	.SPACER (81579).....	2		
- 13	406-203-1	.BUSHING (81579).....	2		
- 14	STD405-13	.SPRING (81579).....	2		
- 15	STD890-7	.EYELET (81579).....	2		
- 16	406-029-1	.CONTACT (81579).....	4		
- 17	406-249-2	.SPRING (81579).....	2		
- 18	406-029-2	.CONTACT (81579).....	2		
- 19	STD405-14	.SPRING (81579).....	1		
- 20	STD405-15	.SPRING (81579).....	1		
- 21	STD890-8	.EYELET (81579).....	1		
- 22	406-223-1	.ACTUATOR, TRIGGER (81579).....	1		
- 23	STD933-6	.BEARING BALL (81579).....	2		
- 24	702-040-3	.GRIP, MOLDED (81579).....	1		
- 25	7534910-01	GUARD (98752)	1		



(1) FIGURE & INDEX NUMBER	(2) PART NUMBER	(3) DESCRIPTION	(4) UNIT PER ASSY	(5) USABLE ON CODE
90 -	204-001-062-15	CONTROL INSTL, FORE AND AFT AND LATERAL..... CYCLIC (SEE FIG. 88 FOR NHA) (SEE FIG. 88, 91, 93 AND 94 FOR BALANCE OF BREAKDOWN)	REF	A
	204-001-062-21	CONTROL INSTL, FORE AND AFT AND LATERAL..... CYCLIC (SEE FIG. 88 FOR NHA) (SEE FIG. 88, 91, 93 AND 94 FOR BALANCE OF BREAKDOWN)	REF	B
	204-001-336-3	SUPPORT AND LEVER ASSY.....	1	
- 1	MS21042L4	NUT (AP).....	4	
- 2	NAS1197-416	WASHER (AP).....	4	
- 3	AN960PD416	WASHER (AP).....	4	
- 4	AN174-7A	BOLT (AP).....	4	
- 5	MS24665-151	PIN, COTTER (AP).....	2	
- 6	MS17825-4	NUT (AP).....	2	
- 7	AN960PD416	WASHER (AP).....	4	
- 8	AN174-20	BOLT (AP).....	2	
- 9	NAS464-5-17	BOLT.....	4	
- 10	AN960PD516	WASHER.....	4	
- 11	AN320-5	NUT.....	4	
- 12	3523-14-10-54	SHIM (WHEN EXHAUSTED USE 120-034-14-10)...	4	
- 12	120-034-14-10	SHIM (USE 3523-14-10-54 UNTIL EXHAUSTED)...	4	
- 13	204-001-337-3	GIMBAL.....	1	
	204-001-357-1	LEVER ASSY.....	1	
- 14	204-001-357-3	LEVER.....	1	
- 15	2354-4A	SLEEVE (WHEN EXHAUSTED USE 120-013-4A)...	2	
	120-013-4A	SLEEVE (USE 2354-4A UNTIL EXHAUSTED).....	2	
- 16	AN206DSP4	BEARING.....	2	
- 17	AN200KP5	BEARING.....	2	
	204-001-333-1	SUPPORT ASSY.....	1	
- 18	204-001-333-3	SUPPORT.....	1	
- 19	204-001-345-1	BUSHING.....	2	
- 20	AN200KP5	BEARING.....	2	
- 21	204-001-346-1	SLEEVE.....	1	
	204-001-016-13	TUBE ASSY.....	1	
- 22	MS24665-151	PIN, COTTER (AP).....	1	
- 22	MS17825-4	NUT (AP).....	1	
- 22	AN960PD416	WASHER (AP).....	2	
- 22	AN174-20	BOLT (AP).....	1	
	204-001-006-1	CLEVIS ASSY.....	2	
- 23	85B6-15-23-16	BUSHING (WHEN EXHAUSTED USE..... 22-006-15-23-16)	2	
	22-006-15-23-16	BUSHING (USE 85B6-15-23-16 UNTIL..... EXHAUSTED)	2	
	204-001-012-29	TUBE ASSY.....	1	
- 24	MS24665-151	PIN, COTTER (AP).....	1	
- 24	MS17825-4	NUT (AP).....	1	
- 24	AN960PD416	WASHER (AP).....	2	
- 24	AN174-20	BOLT (AP).....	1	
- 25	204-001-007-1	CLEVIS.....	1	
- 25A	AN316-7R	NUT.....	1	
	204-001-012-31	TUBE ASSY.....	1	
	204-001-006-1	CLEVIS ASSY.....	1	
- 26	85B6-15-23-16	BUSHING (WHEN EXHAUSTED USE..... 22-006-15-23-16)	1	
	22-006-15-23-16	BUSHING (USE 85B6-15-23-16 UNTIL..... EXHAUSTED)	1	
	204-001-047-1	LINK ASSY.....	1	
- 27	204-001-006-1	CLEVIS ASSY.....	1	
	85B6-15-23-16	BUSHING (WHEN EXHAUSTED USE..... 22-006-15-23-16)	2	
	22-006-15-23-16	BUSHING (USE 85B6-15-23-16 UNTIL..... EXHAUSTED)	2	
- 28	204-001-045-5	FORCE GRADIENT ASSY.....	1	
- 28A	MS24665-151	PIN, COTTER (AP).....	1	
- 28A	MS17825-4	NUT (AP).....	1	
- 28A	AN960PD416L	WASHER (AP).....	1	
- 29	MS24665-151	PIN, COTTER (AP).....	1	
- 29	MS17825-4	NUT (AP).....	1	
- 29	AN960PD416	WASHER (AP).....	2	
- 29	AN174-20	BOLT (AP).....	1	

(1) FIGURE & INDEX NUMBER	(2) PART NUMBER	(3) DESCRIPTION	(4) UNIT PER ASSY	(5) USABLE ON CODE
90 - 30	204-001-038-1	..CAP.....	1	
	204-001-044-5	..SPRING ASSY.....	1	
- 31	AN316-7R	..NUT.....	3	
- 32	204-001-032-1	..SPRING.....	1	
- 33	204-001-036-1	..GUIDE.....	2	
- 34	204-001-048-3	..SHAFT.....	1	
- 35	204-001-042-1	..CYLINDER ASSY.....	1	
- 36	AN206DSP4	..BEARING.....	1	
- 37	23S4-4A	..SLEEVE (WHEN EXHAUSTED USE 120-013-4A)....	1	
	120-013-4A	..SLEEVE (USE 23S4-4A UNTIL EXHAUSTED).....	1	
- 38	204-001-376-3	..BRAKE, MAGNETIC (SEE T.O. 3R10-4-3 FOR..... BREAKDOWN)	1	
- 39	AN4-23A	..BOLT (AP).....	4	
- 40	NAS1197-416	..WASHER (AP).....	4	
	204-001-011-13	..TUBE ASSY.....	1	
- 41	MS17825-4	..NUT (AP).....	2	
- 41	AN960PD416	..WASHER (AP).....	4	
- 41	AN174-20	..BOLT (AP).....	2	
- 41	MS24665-151	..PIN, COTTER (AP).....	2	
	204-001-006-1	..CLEVIS ASSY.....	2	
- 42	8586-15-23-16	..BUSHING (WHEN EXHAUSTED USE..... 22-006-15-23-16)	2	
	22-006-15-23-16	..BUSHING (USE 8586-15-23-16 UNTIL..... EXHAUSTED)	2	
	204-001-012-13	..TUBE ASSY.....	1	
- 43	204-001-007-1	..CLEVIS.....	1	
- 43A	AN316-7R	..NUT.....	1	
	204-001-012-27	..TUBE ASSY.....	1	
	204-001-006-1	..CLEVIS ASSY.....	1	
- 44	8586-15-23-16	..BUSHING WHEN EXHAUSTED USE..... 22-006-15-23-16)	1	
	22-006-15-23-16	..BUSHING (USE 8586-15-23-16 UNTIL..... EXHAUSTED)	1	
- 45	MS24665-151	..PIN, COTTER.....	1	
- 45	MS17825-4	..NUT.....	1	
- 45	AN960-416	..WASHER.....	2	
- 45	AN174-54	..BOLT.....	1	
- 46	AN201KP4A	..BEARING.....	1	
	204-001-559-1	..BELLCRANK ASSY.....	1	
- 47	204-001-559-3	..BELLCRANK.....	1	
- 48	8589-15-37-22	..BUSHING (WHEN EXHAUSTED USE..... 22-009-15-37-22)	2	
	22-009-15-37-22	..BUSHING (USE 8589-15-37-22 UNTIL..... EXHAUSTED)	2	
- 49	23S4-4A	..SLEEVE (WHEN EXHAUSTED USE 120-013-4A)....	4	
	120-013-4A	..SLEEVE (USE 23S4-4A UNTIL EXHAUSTED).....	4	
- 50	AN206DSP4	..BEARING.....	4	
	204-001-514-1	..SUPPORT ASSY.....	1	
- 51	MS21042L4	..NUT.....	4	
- 52	AN960PD416	..WASHER.....	4	
- 53	NAS1197-416	..WASHER.....	4	
- 54	AN174-12A	..BOLT.....	4	
- 55	204-001-514-3	..SUPPORT.....	1	
- 56	23S3-4S	..SLEEVE (WHEN EXHAUSTED USE 120-012-4S)....	1	
	120-012-4S	..SLEEVE (USE 23S3-4S UNTIL EXHAUSTED).....	1	
- 57	23S3-4A	..SLEEVE (WHEN EXHAUSTED USE 120-012-4A)....	1	
	120-012-4A	..SLEEVE (USE 23S3-4A UNTIL EXHAUSTED).....	1	
- 58	AN201KP4A	..BEARING.....	1	
CODING EXPLANATION				
CODE SERIAL NUMBERS				
A 63-13141 THRU 65-7924				
B 65-7925 AND SUBSEQUENT				

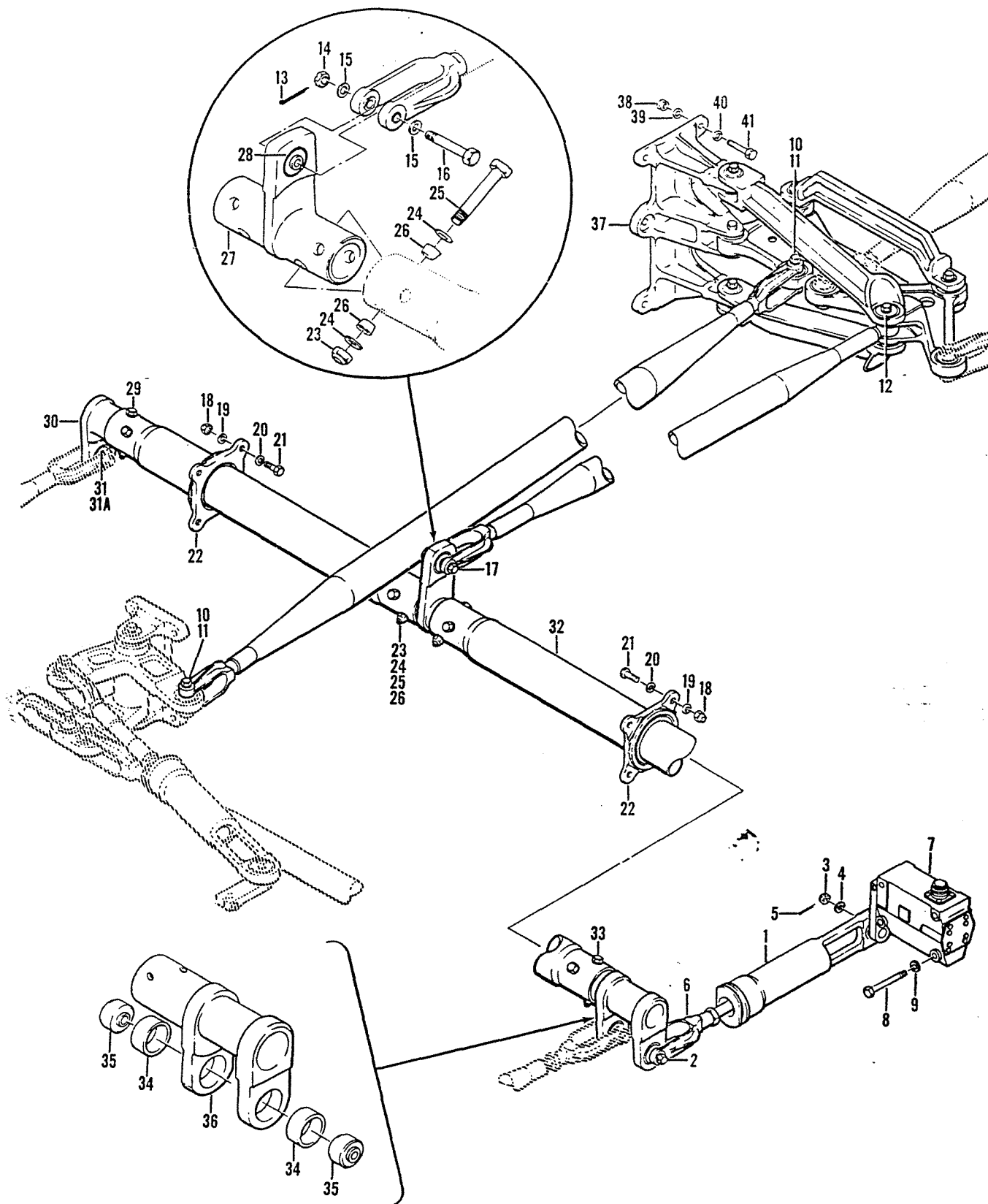


Figure 91. Controls Installation, Fore, Aft, and Lateral Cyclic

(1) FIGURE & INDEX NUMBER	(2) PART NUMBER	(3) DESCRIPTION	(4) UNIT PER ASSY	(5) USABLE ON CODE
91 -	204-001-062-15	CONTROL INSTL, FORE AND AFT AND LATERAL..... CYCLIC (SEE FIG. 88, 90, 93 AND 94 FOR BALANCE OF BREAKDOWN) (SEE FIG. 88 FOR NHA)	REF	A
	204-001-062-21	CONTROL INSTL, FORE AND AFT AND LATERAL..... CYCLIC (SEE FIG. 88, 90, 93 AND 94 FOR BALANCE OF BREAKDOWN) (SEE FIG. 88 FOR NHA)	REF	B
- 1	204-001-045-5	.FORCE GRADIENT (SEE FIG. 90 FOR DETAIL..... BREAKDOWN)	REF	
- 2	AN174H14A	.BOLT (AP).....	1	
- 2	AN960PD416	.WASHER (AP).....	1	
- 3	MS17825-4	.NUT (AP).....	1	
- 4	AN960PD416L	.WASHER (AP).....	1	
- 5	MS24665-151	.PIN, COTTER (AP).....	1	
- 6	204-001-050-1	.CLEVIS.....	1	
- 7	R460M15	.BRAKE, MAGNETIC (81039) (BHT SPECIFICATION. CONTROL DRAWING 204-001-376-1) (WHEN EXHAUSTED USE R460M15-3)	1	
	MP498	.BRAKE, MAGNETIC (83777) (BHT SPECIFICATION. CONTROL DRAWING 204-001-376-1) (ALT FOR R460M15)	1	
	R460M15-3	.BRAKE, MAGNETIC (81039) (BHT SPECIFICATION. CONTROL DRAWING 204-001-376-3) (USE R460M15 UNTIL EXHAUSTED)	1	
	MP498-3	.BRAKE, MAGNETIC (83777) (BHT SPECIFICATION. CONTROL DRAWING 204-001-376-3) (ALT FOR R460M15-3)	1	
	R460M15-11	.BRAKE, MAGNETIC (81039) (BHT SPECIFICATION. CONTROL DRAWING 204-001-376-3) (ALT FOR R460M15-3)	1	
- 8	AN4-23A	.BOLT (AP).....	4	
- 9	NAS1197-416	.WASHER (AP).....	4	
	204-001-027-5	.TUBE ASSY.....	1	
- 10	MS17825-4	.NUT (AP).....	2	
- 10	AN960PD416	.WASHER (AP).....	4	
- 10	AN174-20	.BOLT (AP).....	2	
- 10	MS24665-151	.PIN, COTTER (AP).....	2	
	204-001-006-1	.CLEVIS ASSY.....	2	
- 11	8586-15-23-16	...BUSHING (WHEN EXHAUSTED USE..... 22-006-15-23-16)	2	
	22-006-15-23-16	...BUSHING (USE 8586-15-23-16 UNTIL..... EXHAUSTED)	2	
- 12	AN174-27	.BOLT.....	1	
- 12	MS17825-4	.NUT.....	1	
- 12	AN960PD416	.WASHER.....	2	
- 12	MS24665-151	.PIN, COTTER.....	1	
	204-001-019-7	.TUBE ASSY.....	1	
- 13	MS24665-151	.PIN, COTTER (AP).....	1	
- 14	MS17825-4	.NUT (AP).....	1	
- 15	AN960PD416	.WASHER (AP).....	2	
- 16	AN174-20	.BOLT (AP).....	1	
	204-001-006-1	.CLEVIS ASSY.....	1	
- 17	8586-15-23-16	...BUSHING (WHEN EXHAUSTED USE..... 22-006-15-23-16)	1	
	22-006-15-23-16	...BUSHING (USE 8586-15-23-16 UNTIL..... EXHAUSTED)	1	
	204-001-064-3	..BEARING ASSY.....	1	
	204-001-330-5	.HOUSING ASSY.....	2	
- 18	MS21042L4	.NUT (AP).....	8	
- 19	NAS1197-416	.WASHER (AP).....	8	
- 20	AN960PD416	.WASHER (AP).....	8	
- 21	AN4-6A	.BOLT (AP).....	8	
- 22	204-001-330-3	..SUPPORT.....	1	
	B545ZZ	..BEARING (38443).....	1	
	RR262	..SPIROLOX (80756).....	1	
	204-001-358-1	.ARM ASSY.....	1	
- 23	MS21042L4	.NUT (AP).....	4	
- 24	AN960-416	.WASHER (AP).....	4	
- 25	AN4-21A	.BOLT (AP).....	4	
- 26	7981-4-3	.BUSHING (AP).....	8	

(1) FIGURE & INDEX NUMBER	(2) PART NUMBER	(3) DESCRIPTION	(4) UNIT PER ASSY	(5) USABLE ON CODE
91 - 27	204-001-358-3	..ARM.....	1	
- 28	AN206DSP4	..BEARING.....	1	
	23S4-4A	..SLEEVE (WHEN EXHAUSTED USE 120-013-4A)....	1	
	120-013-4A	..SLEEVE (USE 23S4-4A UNTIL EXHAUSTED).....	1	
	204-001-326-9	..TUBE AND LEVER ASSY.....	1	
- 29	MS21042L4	..NUT.....	2	
- 29	AN960-416L	..WASHER.....	2	
- 29	7981-4-5	..BUSHING.....	4	
- 29	AN4-21A	..BOLT.....	2	
	204-001-332-1	..LEVER ASSY.....	1	
- 30	204-001-332-3	..LEVER.....	1	
- 31	MS27643-4	..BEARING.....	1	
- 31A	23S4-4A	..SLEEVE (WHEN EXHAUSTED USE 120-013-4A)....	1	
	120-013-4A	..SLEEVE (USE 23S4-4A UNTIL EXHAUSTED).....	1	
	204-001-359-1	..TUBE AND LEVER ASSY.....	1	
- 32	204-001-326-11	..TUBE ASSY.....	1	
- 33	MS21042L4	..NUT.....	2	
- 33	AN960-416L	..WASHER.....	2	
- 33	AN4-21A	..BOLT.....	2	
- 33	7981-4-5	..BUSHING (WHEN EXHAUSTED USE 20-037-4-5)....	4	
	20-037-4-5	..BUSHING (USE 7981-4-5 UNTIL EXHAUSTED)....	4	
	204-001-356-1	..ARM ASSY.....	1	
- 34	23S4-4A	..SLEEVE (WHEN EXHAUSTED USE 120-013-4A)....	2	
	120-013-4A	..SLEEVE (USE 23S4-4A UNTIL EXHAUSTED).....	2	
- 35	AN206DSP4	..BEARING.....	2	
- 36	204-001-356-3	..ARM.....	1	
- 37	204-001-355-3	..MIXING LEVER ASSY (SEE FIG. 92 FOR DETAIL.. BREAKDOWN)	1	
- 38	MS21042L4	..NUT (AP).....	6	
- 39	AN960PD416	..WASHER (AP).....	6	
- 40	NAS1197-416	..WASHER (AP).....	6	
- 41	AN4-12A	..BOLT (AP).....	6	
		CODING EXPLANATION		
		CODE SERIAL NUMBERS		
		A 63-13141 THRU 65-7924		
		B 65-7925 AND SUBSEQUENT		

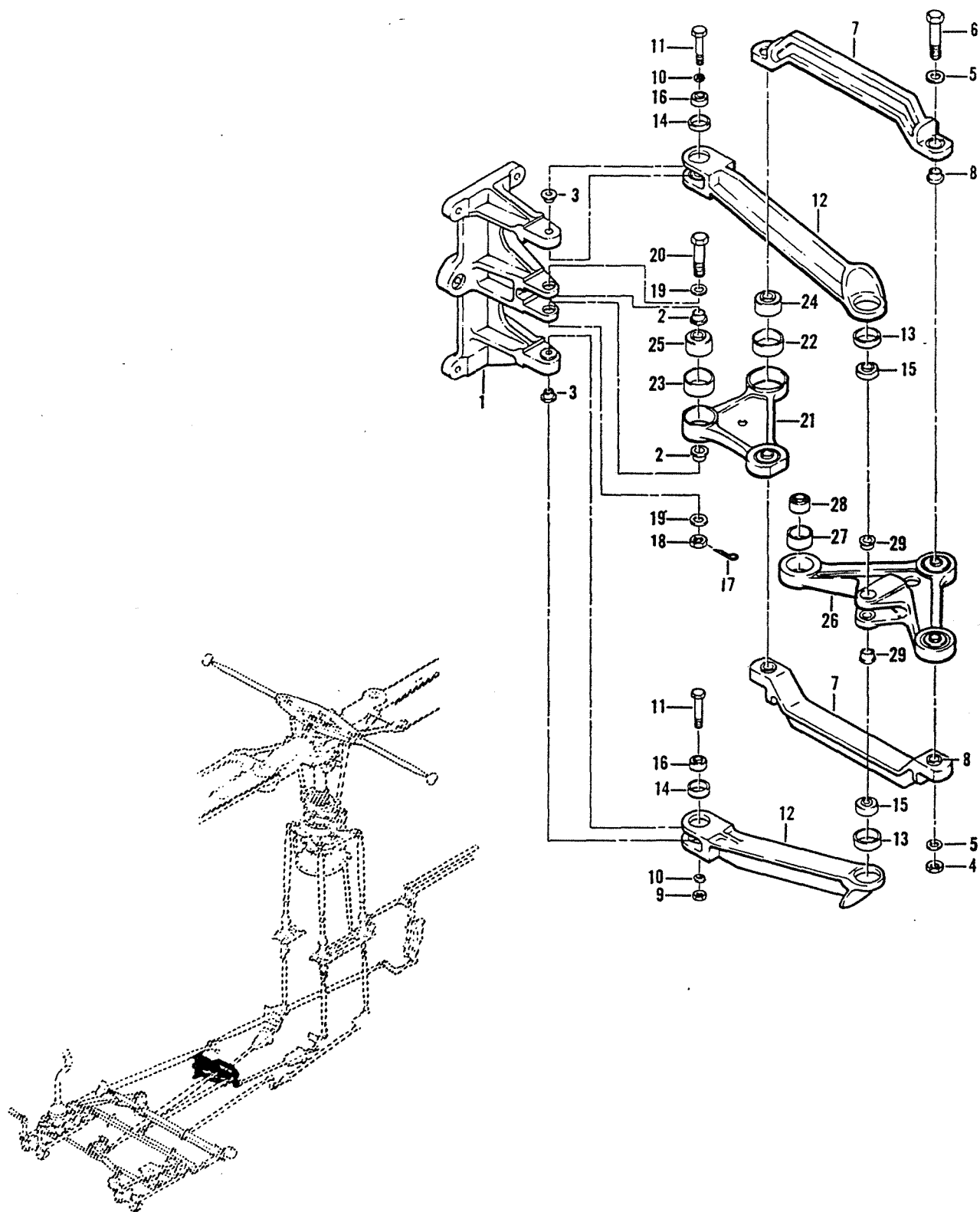


Figure 92. Lever Assembly, Mixing

(1) FIGURE & INDEX NUMBER	(2) PART NUMBER	(3) DESCRIPTION	(4) UNIT PER ASSY	(5) USABLE ON CODE
92 -	204-001-355-3	MIXING LEVER ASSY (SEE FIG. 91 FOR NHA).....	REF	
- 1	204-001-343-1	..SUPPORT ASSY.....	1	
- 2	204-001-343-3	..SUPPORT.....	1	
	85B6-15-15-16	..RUSHING (WHEN EXHAUSTED USE..... 22-006-15-15-16)	2	
	22-006-15-15-16	..RUSHING (USE 85B6-15-15-16 UNTIL..... EXHAUSTED)	2	
- 3	85B6-15-19-16	..RUSHING (WHEN EXHAUSTED USE..... 22-006-15-19-16)	4	
	22-006-15-19-16	..RUSHING (USE 85B6-15-19-16 UNTIL..... EXHAUSTED)	4	
- 4	AN310-4	..NUT.....	2	
- 5	NAS1197-416	..WASHER.....	4	
- 6	AN174-17	..BOLT.....	2	
	204-001-354-1	..LINK ASSY.....	2	
- 7	204-001-354-3	..LINK.....	1	
- 8	85B6-15-22-16	..BUSHING (WHEN EXHAUSTED USE..... 22-006-15-22-16)	2	
	22-006-15-22-16	..RUSHING (USE 85B6-15-22-16 UNTIL..... EXHAUSTED)	2	
	204-001-353-001	..LINK ASSY.....	2	
- 9	AN310-4	..NUT (AP).....	2	
- 10	AN960-416	..WASHER (AP).....	2	
- 11	AN174-15	..BOLT (AP).....	2	
- 12	204-001-353-003	..LINK.....	1	
- 13	23S2-4A	..SLEEVE (WHEN EXHAUSTED USE 120-011-4A).....	1	
	120-011-4A	..SLEEVE (USE 23S2-4A UNTIL EXHAUSTED).....	1	
- 14	23S3-4A	..SLEEVE (WHEN EXHAUSTED USE 120-012-4A).....	2	
	120-012-4A	..SLEEVE (USE 23S3-4A UNTIL EXHAUSTED).....	2	
- 15	AN200KP4	..BEARING.....	1	
- 16	AN201KP4A	..BEARING.....	2	
- 17	MS24665-151	..PIN, COTTER (AP).....	1	
- 18	AN310-4	..NUT (AP).....	1	
- 19	NAS1197-416	..WASHER (AP).....	2	
- 20	AN174-17	..BOLT (AP).....	1	
	204-001-352-5	..BELL CRANK ASSY.....	1	
- 21	204-001-352-7	..BELL CRANK.....	1	
- 22	23S4-4A	..RUSHING (WHEN EXHAUSTED USE 120-013-4A).....	3	
	120-013-4A	..RUSHING (USE 23S4-4A UNTIL EXHAUSTED).....	3	
- 23	23S6-4KA	..SLEEVE (WHEN EXHAUSTED USE 120-015-4KA).....	1	
	120-015-4KA	..SLEEVE (USE 23S6-4KA UNTIL EXHAUSTED).....	1	
- 24	AN206DSP4	..BEARING.....	2	
- 25	DW4	..BEARING (38443).....	1	
	204-001-351-1	..BELL CRANK ASSY.....	1	
- 26	204-001-351-3	..BELL CRANK.....	1	
- 27	23S4-4A	..SLEEVE (WHEN EXHAUSTED USE 120-013-4A).....	2	
	120-013-4A	..SLEEVE (USE 23S4-4A UNTIL EXHAUSTED).....	2	
- 28	AN206DSP4	..BEARING.....	3	
- 29	85B6-15-11-16	..RUSHING (WHEN EXHAUSTED USE..... 22-006-15-11-16)	4	
	22-006-15-11-16	..RUSHING (USE 85B6-15-11-16 UNTIL..... EXHAUSTED)	4	

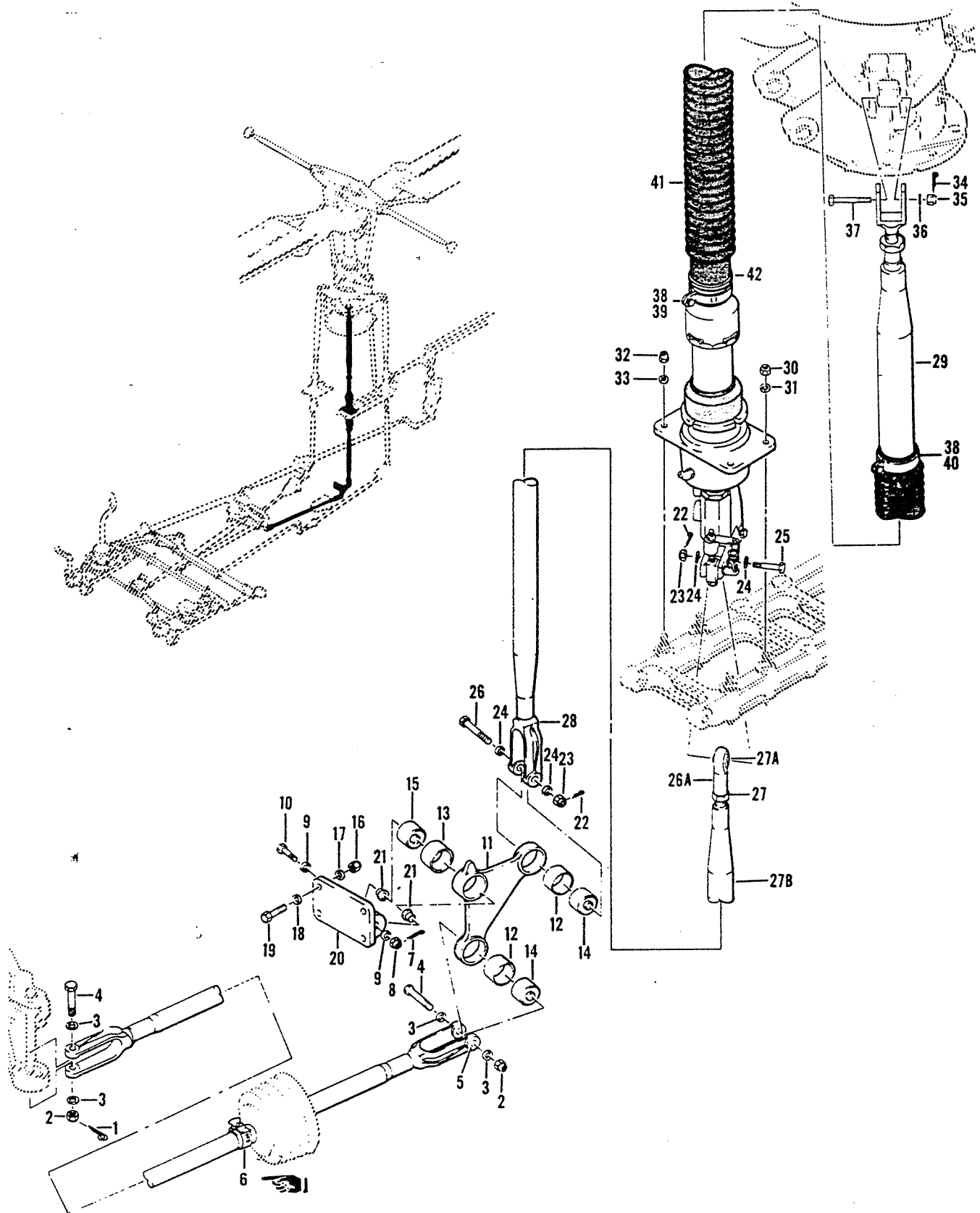


Figure 93. Controls Installation, Lateral Cyclic

(1) FIGURE & INDEX NUMBER	(2) PART NUMBER	(3) DESCRIPTION	(4) UNIT PER ASSY	(5) USABLE ON CODE
93 -	204-001-062-15	CONTROLS INSTL, LATERAL CYCLIC (SEE FIG. 88, 90, 91 AND 94 FOR BALANCE OF BREAKDOWN) (SEE FIG. 88 FOR NHA)	REF	A
	204-001-062-21	CONTROLS INSTL, LATERAL CYCLIC (SEE FIG. 88, 90, 91 AND 94 FOR BALANCE OF BREAKDOWN) (SEE FIG. 88 FOR NHA)	REF	B
	204-001-016-5	.TUBE ASSY.....	1	
- 1	MS24665-151	.PIN, COTTER (AP).....	1	
- 2	MS17825-4	.NUT (AP).....	2	
- 3	AN960PD416	.WASHER (AP).....	4	
- 4	AN174-20	.BOLT (AP).....	2	
	204-001-006-1	..CLEVIS ASSY.....	2	
- 5	8586-15-23-16	...BUSHING (WHEN EXHAUSTED USE 22-006-15-23-16)	2	
	22-006-15-23-16	...BUSHING (USE 8586-15-23-16 UNTIL EXHAUSTED)	2	
- 6	AN737TH44	.CLAMP.....	1	
	204-001-373-1	.BELLCRANK ASSY.....	1	
- 7	MS24665-151	.PIN, COTTER (AP).....	1	
- 8	MS17825-5	.NUT (AP).....	1	
- 9	NAS1197-516	.WASHER (AP).....	2	
- 10	AN175-21	.BOLT (AP).....	1	
- 11	204-001-373-3	..BELLCRANK.....	1	
- 12	120-013-4A	..SLEEVE (WHEN EXHAUSTED USE 120-013-4A)....	2	
	120-013-4A	..SLEEVE (USE 23S6-5A UNTIL EXHAUSTED).....	2	
- 13	23S6-5A	..SLEEVE (WHEN EXHAUSTED USE 120-015-5A)....	1	
	120-015-5A	..SLEEVE (USE 23S6-5A UNTIL EXHAUSTED).....	1	
- 14	AN206DSP4	..BEARING.....	2	
- 15	DW5	..BEARING (38443).....	1	
	204-001-350-1	.SUPPORT ASSY.....	1	
- 16	MS21042L4	.NUT (AP).....	2	
- 17	NAS1197-416	.WASHER (AP).....	4	
- 18	AN960PD416	.WASHER (AP).....	2	
- 19	AN4-7A	.BOLT (AP).....	4	
- 20	204-001-350-3	..SUPPORT.....	1	
- 21	8587-19-19-18	..BUSHING (WHEN EXHAUSTED USE 22-007-19-19-18)	2	
	22-007-19-1	..BUSHING (USE 8587-19-19-18 UNTIL EXHAUSTED)	2	
	204-001-018-27	.TUBE ASSY.....	1	
- 22	MS24665-151	.PIN, COTTER (AP).....	2	
- 23	MS17825-4	.NUT (AP).....	2	
- 24	AN960PD416	.WASHER (AP).....	4	
- 24A	AN960PD416L	.WASHER (AP).....	AR	
- 25	AN174-14	.BOLT (AP).....	1	
- 26	AN174-20	.BOLT (AP).....	1	
- 26A	204-001-058-1	..ROD END.....	1	
- 27	AN316-7R	..NUT.....	1	
- 27A	204-001-064-1	..BEARING.....	1	
- 27B	204-001-018-21	..TUBE ASSY.....	1	
	204-001-006-1	..CLEVIS ASSY.....	1	
- 28	8586-15-23-16BUSHING (WHEN EXHAUSTED USE 22-006-15-23-16)	2	
	22-006-15-23-16BUSHING (USE 8586-15-23-16 UNTIL EXHAUSTED)	2	
- 29	204-076-064-7	.CYLINDER ASSY (WHEN EXHAUSTED USE 204-076-070-1) (SEE FIG. 95 FOR DETAIL BREAKDOWN)	1	
	204-076-070-1	.CYLINDER ASSY (USE 204-076-064-7 UNTIL EXHAUSTED) (SEE FIG. 95 FOR DETAIL BREAKDOWN)	1	
	MS35207-262	.SCREW.....	2	
- 30	MS21042L4	.NUT.....	3	
- 31	AN960PD416	.WASHER.....	1	
- 32	MS21042L5	.NUT.....	1	
- 33	AN960PD516	.WASHER.....	1	
- 34	MS24665-152	.PIN, COTTER.....	1	
- 35	MS17825-5	.NUT.....	1	
- 36	AN960-516	.WASHER.....	1	
- 37	AN175-16	.BOLT.....	1	

(1) FIGURE & INDEX NUMBER	(2) PART NUMBER	(3) DESCRIPTION	(4) UNIT PER ASSY	(5) USABLE ON CODE
93 - - 38 - 39 - 40 - 41 - 42	NAS1305-240 NAS679A3 AN960PD10L AN735D27 AN735D26 204-076-410-1 204-076-412-1 7738689-30	.BOLT (ALTERNATE) (PART OF KIT, P/N..... 7738689-30) .NUT..... .WASHER..... .CLAMP..... .CLAMP..... .BOOT ASSY..... .FLANGE..... KIT, BOLT (98752)..... NOTE PARTS KIT, FLIGHT CONTROL BOLTS, P/N 7738689 -30, NSN 1615-01-059-4487GA MAY BE USED FOR REPLACEMENT OF THE TIME CHANGE ROTOR CONTROL BOLTS LISTED IN TO 1H-1(U)F-6. CODING EXPLANATION CODE SERIAL NUMBERS A 63-13141 THRU 65-7924 B 65-7925 AND SUBSEQUENT	1 2 2 1 1 1 1 REF	

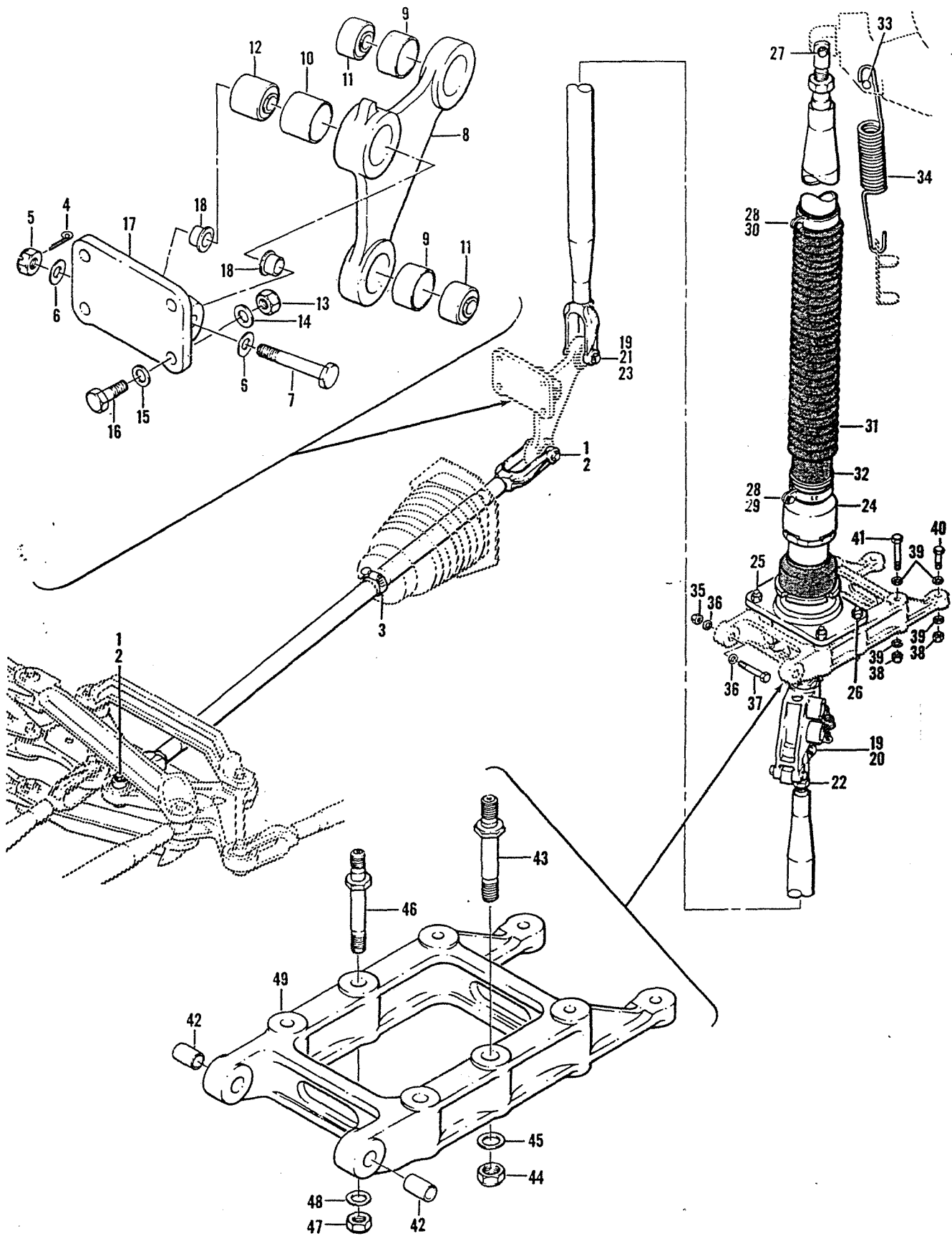


Figure 94. Controls Installation, Fore and Aft

(1) FIGURE & INDEX NUMBER	(2) PART NUMBER	(3) DESCRIPTION	(4) UNIT PER ASSY	(5) USABLE ON CODE
94 -	204-001-062-015	CONTROLS INSTL, FORE AND AFT (SEE FIG. 88,.. 90, 91 AND 93 FOR BALANCE OF BREAKDOWN) (SEE FIG. 88 FOR NHA)	REF	A
	204-001-062-021	CONTROLS INSTL, FORE AND AFT (SEE FIG. 88,.. 90, 91 AND 93 FOR BALANCE OF BREAKDOWN) (SEE FIG. 88 FOR NHA)	REF	B
- 1	204-001-016-005	.TUBE ASSY.....	1	
	MS24665-151	.PIN, COTTER (AP).....	2	
	MS17825-4	.NUT (AP).....	2	
	AN960PD416	.WASHER (AP).....	4	
	AN174-20	.BOLT (AP).....	2	
- 2	204-001-006-001	..CLEVIS ASSY.....	2	
	8586-15-23-16	...BUSHING (WHEN EXHAUSTED USE..... 22-006-15-23-16)	2	
	22-006-15-23-16	...BUSHING (USE 8586-15-23-16 UNTIL..... EXHAUSTED)	2	
- 3	AN737TW44	.CLAMP.....	1	
	204-001-373-001	.BELLCRANK ASSY.....	1	
- 4	MS24665-151	.PIN, COTTER (AP).....	1	
- 5	MS17825-5	.NUT (AP).....	1	
- 6	NAS1197-516	.WASHER (AP).....	2	
- 7	AN175-21	.BOLT (AP).....	1	
- 8	204-001-373-003	..BELLCRANK.....	1	
- 9	23S4-4A	..SLEEVE (WHEN EXHAUSTED USE 120-013-4A)....	2	
	120-013-4A	..SLEEVE (USE 23S4-4A UNTIL EXHAUSTED).....	2	
- 10	23S6-5A	..SLEEVE (WHEN EXHAUSTED USE 120-015-5A)....	1	
	120-015-5A	..SLEEVE (USE 23S6-5A UNTIL EXHAUSTED).....	1	
- 11	AN206DSP4	..BEARING.....	2	
- 12	DW5	..BEARING (38443).....	1	
	204-001-350-002	.SUPPORT ASSY.....	1	
- 13	MS21042L4	.NUT (AP).....	2	
- 14	NAS1197-416	.WASHER (AP).....	4	
- 15	AN960PD416	.WASHER (AP).....	2	
- 16	AN4-7A	.BOLT (AP).....	4	
- 17	204-001-350-004	..SUPPORT.....	1	
- 18	8587-19-19-18	..BUSHING (WHEN EXHAUSTED USE..... 22-007-19-19-18)	2	
	22-007-19-19-18	..BUSHING (USE 8587-19-19-18 UNTIL..... EXHAUSTED)	2	
	204-001-018-027	.TUBE ASSY.....	1	
- 19	MS24665-151	.PIN, COTTER (AP).....	2	
	MS17825-4	.NUT (AP).....	2	
	AN960PD416	.WASHER (AP).....	4	
	AN960PD416L	.WASHER (AP).....	AR	
- 20	AN174-14	.BOLT (AP).....	1	
- 21	AN174-20	.BOLT (AP).....	1	
- 22	204-001-064-001	..BEARING.....	1	
	AN316-7R	.NUT.....	1	
	204-001-018-021	..TUBE ASSY.....	1	
	204-001-006-001	..CLEVIS ASSY.....	1	
- 23	8586-15-23-16	...BUSHING (WHEN EXHAUSTED USE..... 22-006-15-23-16)	2	
	22-006-15-23-16BUSHING (USE 8586-15-23-16 UNTIL..... EXHAUSTED)	2	
- 24	204-076-064-009	.CYLINDER ASSY (WHEN EXHAUSTED USE..... 204-076-070-3) (SEE FIG. 95 FOR DETAIL BREAKDOWN)	1	
	204-076-070-003	.CYLINDER ASSY (USE 204-076-064-9 UNTIL..... EXHAUSTED) (SEE FIG. 95 FOR DETAIL BREAKDOWN)	1	
- 25	MS21042L4	.NUT (AP).....	3	
	AN960PD416	.WASHER (AP).....	3	
- 26	MS21042L5	.NUT (AP).....	1	
	AN960PD516	.WASHER (AP).....	1	
- 27	MS24665-152	.PIN, COTTER (AP).....	1	
	MS17825-5	.NUT (AP).....	1	
	AN960-516	.WASHER (AP).....	1	
	AN175-16	.BOLT (AP).....	1	
	NAS1305-24D	.BOLT (ALTERNATE) (PART OF KIT, P/N.....	1	

