



A Textron Company

Distribution A: Approved for Public Release IAW DOD Memo 12-S-2966

ALERT SERVICE BULLETIN

UH-1H-12-08

28 August 2012

**MODEL AFFECTED:** UH-1H

**SUBJECT:** P/N 205-001-720-001 CABLE ASSEMBLY, ONE TIME INSPECTION FOR DEFECTIVE BODY, P/N 205-001-742-001

**HELICOPTERS AFFECTED:** ALL UH-1H HELICOPTERS

**COMPLIANCE:** PART I (Inspection): At the next Daily Inspection  
Part II (Replacement) At the next Phase Inspection or 50 flight hours after receipt of this ASB, whichever occurs first, but no later than **31 December 2012**

**DESCRIPTION:**

A number of P/N 205-001-720-001 Cable Assemblies have been manufactured with defective P/N 205-001-742-001 Bodies. The bodies are mismachined such that the P/N 0301245 Barrel Assembly will not fully engage in the body cavity. This ASB is a one-time inspection of all P/N 205-001-720-001 Cable Assemblies for the defective condition. Defective cable assemblies must be replaced as noted in the compliance section of this ASB. Applicability of this bulletin to any spare part shall be determined prior to its installation on an affected aircraft.

**APPROVAL:**

The engineering design aspects of this bulletin are Bell Helicopter Engineering approved.

**CONTACT INFO:**

For any questions regarding this bulletin, please contact:

Bell Helicopter Product Support Engineering - Medium Military Helicopters  
Tel: 817-280-3548 / mts-medium@bh.com

**MANPOWER:**

Approximately 1.0 man-hours are required to complete Part I of this bulletin. Approximately 8.0 man-hours are required to complete Part II of this bulletin. The estimates are based on hands-on time, and may vary with personnel and facilities available.

**WARRANTY:**

There is no warranty credit applicable for parts or labor associated with this bulletin.

**MATERIAL:**

**Required Material:**

The following material may be required for the accomplishment of this bulletin and may be obtained through your Bell Helicopter Textron Supply Center.

<u>Part Number</u>	<u>Nomenclature</u>	<u>Qty</u>
205-001-720-001	Cable Assembly	2

**Consumable Material:**

The following material may be required to accomplish this bulletin, but may not require ordering, depending on the operator's consumable material stock levels. This material may be obtained through your Bell Helicopter Textron Supply Center.

<u>Part Number</u>	<u>Nomenclature</u>	<u>Qty</u>	<u>Reference *</u>
AN23-11	Bolt	2	
AS100028	Lockwire	AR	C-405
MS14145-3	Nut	2	
MS24665-151	Pin, Split	2	
NAS1149F0363P	Washer	2	

\* C-XXX numbers refer to the consumables list in BHT-ALL-SPM Standard Practices Manual

**SPECIAL TOOLS:**

None required.

**WEIGHT AND BALANCE:**

Not affected.

**ELECTRICAL LOAD DATA:**

Not affected.

**REFERENCES:**

TM 55-1520-210-23-2 AVUM & AVIM Maintenance Instructions  
TM 55-1520-210-23P-2 AVUM & AVIM Repair Parts and Special Tools List

**PUBLICATIONS AFFECTED:**

None affected.

**ACCOMPLISHMENT INSTRUCTIONS:**


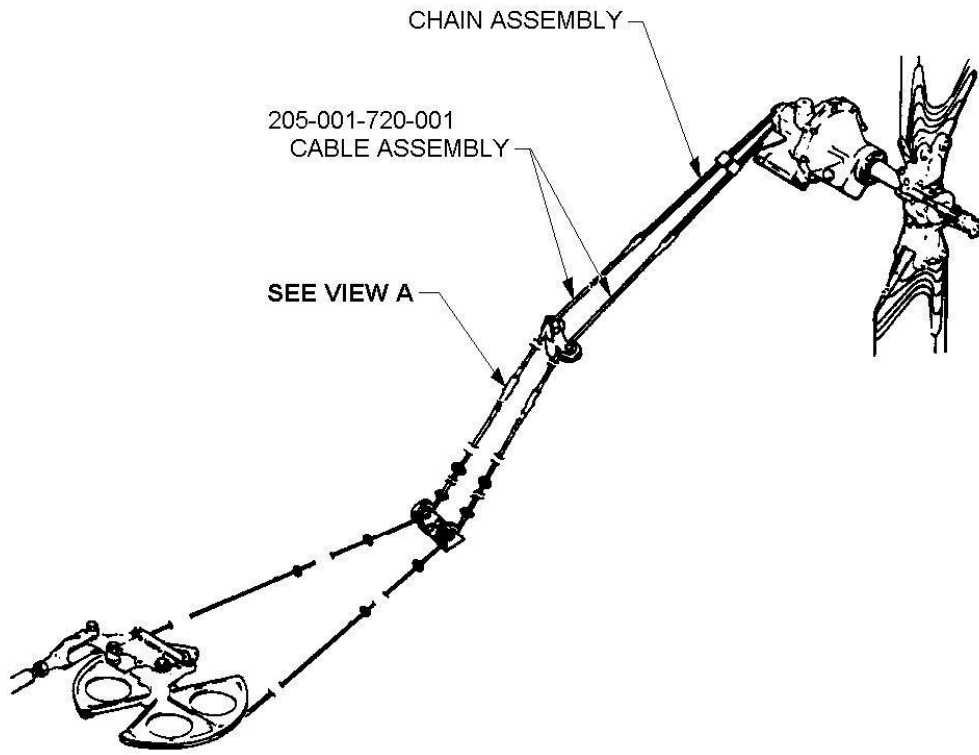
**PART I - Inspection**

1. Prepare helicopter for maintenance.
2. Open the vertical fin tail rotor driveshaft cover.
3. Gain access to the lower ends of the P/N 205-001-720-001 Cable Assemblies at the connection to the P/N 0301245 Barrel Assembly. See Figure 1, sheet 1.
4. Refer to Figure 1, sheet 2. Inspect for the condition shown in View B that prevents complete seating of the P/N 0301245 Barrel Assembly in the bottom of the P/N 205-001-742-001 Body. As necessary, remove lockwire for a clear view.
5. The condition shown in Figure 1, sheet 2, View B, is not acceptable and is cause to replace the affected P/N 205-001-720-001 Cable Assembly.
6. For cable assemblies that fully engage the P/N 0301245 Barrel Assembly and do not exhibit the condition of View B, no further action is required. If lockwire was removed to facilitate inspection, secure barrel assembly and cable connection with new lockwire and make an entry in the helicopter records showing compliance with this ASB.
7. For defective cable assemblies, go to Part II.

**PART II – Replacement of Defective Cable Assemblies**


1. Replace defective cable assemblies at the next Phase Inspection or 50 flight hours after receipt of this ASB, whichever occurs first, but no later than 31 December 2012 .
2. For defective cable assemblies that are not to be replaced immediately:

- a. If lockwire was removed to facilitate inspection, secure barrel assembly and cable connection with new lockwire and inspect daily for security and condition until cable assembly is replaced.
  - b. Make an entry in the helicopter records noting that replacement of defective cable assemblies is required at the next Phase Inspection or 50 flight hours after receipt of this ASB, whichever occurs first, but no later than 31 December 2012 .
3. Refer to TM 55-1520-210-23-2 for cable replacement procedures.
  4. Once cable assemblies have been replaced, make an entry in the helicopter records showing compliance with this ASB.



**VIEW A**  
(LOCKWIRE REMOVED)

**Figure 1 (sheet 1 of 2)**



**VIEW B**

DETAIL OF INTERFERENCE CREATED BY FALSE CUT IN BODY

**Figure 1 (sheet 2 of 2)**