

Tow Bar & Wheels Deal



Gearing up to tow a Huey or Cobra can be a hassle. You have to:

- Lug the ground handling wheels to the aircraft.
- Wheel the tow bar to the aircraft.
- Find a tug and drive it to the aircraft.
- Hook up the tow bar to the bird's skids and the tug.
- Hook up the wheels to the bird's skids and pump 'em up.

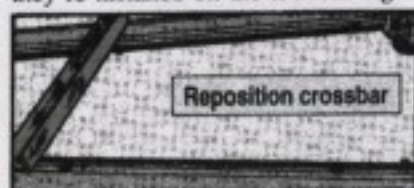
SSG Ed Peterson at Fort Hood found a way to ease the pain. He modified an old tow bar so he could mount two sets of Cobra ground handling wheels on it.

That way, he moves both the tow bar and ground wheels to the aircraft at the same time—and with less effort.

The only parts you need to modify a tow bar are four eye bolts, NSN 5306-00-883-4462, four concave washers, NSN 5310-00-888-9553, and four nuts to fit the bolts.

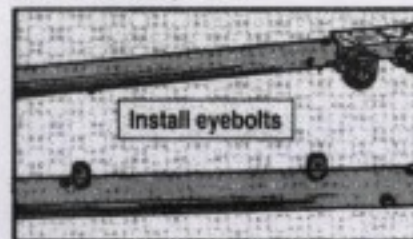


Remove the crossbar from the legs of an old tow bar and reinstall it 66 inches from the tow bar wheel housings. That keeps the ground handling wheel assemblies from rubbing together when they're installed on the tow bar legs.

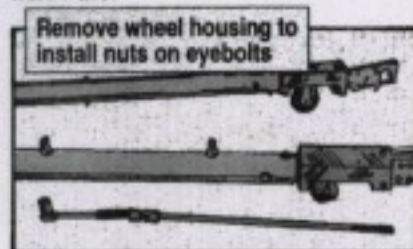


Install two eye bolts, exactly 18 inches apart, in each leg of your tow bar. You have to drill only one 1/2-in-

hole in each leg because you can use one of the existing holes in each leg for the other eye bolt.



You'll have to remove the wheel housing from each leg to install the hardware.



To fasten the eye bolts to nuts inside each leg, place the nut in the appropriate size socket, attach the socket to a breaker bar. The whole thing's got to be at least 30 inches long to reach the holes. Then thread each bolt through the hole into the nut and tighten.

When you've installed the eye bolts, simply mount your Cobra wheels to each leg of the tow bar.



Next time you need to tow a Huey or Cobra, just wheel your modified tow bar out to your bird and hook it up.

Aviation Messages

CAT 1 EIR Phone:
AUTOVON 693-2066
(24 HOURS)

If your unit has not received a message you have an interest in, check with your next higher headquarters.

UH-1-90-02, SOF, Technical, inspect swashplate outer ring assembly, 012000Z Mar 90.
OH-58-90-01, SOF, Maint Mandatory, OH-58A/OH-6, T63-A-700 engine governor recall, 062100Z Mar 90.
OH-6-90-01, SOF, Maint Mandatory, OH-58A/OH-6A, T63-A-700 engine governor recall, 062100Z Mar 90.
OH-58-90-02, SOF, Maint Mandatory, OH-58A/OH-6A, T63-A-700 engine governor recall, 061600Z Mar 90.

OH-6-90-02, SOF, Maint Mandatory, OH-58A/OH-6A, T63-A-700 engine governor recall, 051630Z Mar 90.
AH-1-90-03, SOF, Maint Mandatory, Inspection of AH-1P, AH-1E, and AH-1F power transformers, 121630Z Mar 90.
OV-1-90-02, SOF, Maint Mandatory, Elevator trim tabs and rudder trim tab, 132230Z Mar 90.
CH-47-90-04, SOF, Maint Mandatory, CH-47C, cargo hook/winch control load release button guard, 142100Z Mar 90.

SOU-OH58-90-01, SOU, Operational, GSE, use of sling assembly, 151500Z Mar 90.
OH-58-90-03, SOF, Operational, OH-58D, update to fuel boost pump procedure change, 261800Z Mar 90.
UH-1-90-ASM-01, ASM, Rotary stabilizer assembly mount bolts, 062200Z Mar 90.
UH-1-90-ASM-02, ASM, improved particle separator, 202030Z Mar 90.
GEN-90-ASM-02, ASM, General, cotter pins, 261800Z Mar 90.