




'Course, if the Hueybird sets down hard anytime, you risk a sprung skid. So, before you do your thing with the wheels—add 'em or take 'em off . . .



...HAVE A COUPLE OF HUEYMECS HOLD THE TAILBOOM DOWN!

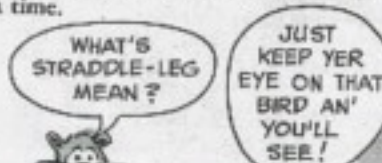


Never, like NEVER, lift or lower the Huey's weight with pump action only. No Murphy here, Podner. Pump handle points forward when lifting D, H and AH-1G models; aft for B, C birds.



Now g-e-n-t-l-y lower your bird evenly onto both wheels assemblies. Saves time, muscle, wheels, skids, Huey-skins, subsystems, you betcha!

No sense to spraddle leg the ole gal by putting on one wheel assembly at a time.



WHAT'S STRADDLE-LEG MEAN?

JUST KEEP YER EYE ON THAT BIRD AN' YOU'LL SEE!

