



A Textron Company

Distribution A: Approved for Public Release IAW DOD Letter 14-S-0296

TECHNICAL BULLETIN

SU-06-05

20 November 2006

Revision B, 4 November 2013

**MODEL AFFECTED:** UH-1H

**SUBJECT:** ALTERNATE SPARE PART; SYNCHRONIZED ELEVATOR P/N 205-030-856-169 AND 205-030-856-171

**HELICOPTERS AFFECTED:** UH-1H helicopters which are non-type certificated and owned and operated by other than an Armed Service of the United States.

**COMPLIANCE:** At customer's option, use synchronized elevators P/N 205-030-856-169 and 205-030-856-171 as an alternate spare part in lieu of elevators P/N 205-030-856-019 and 205-030-856-021.

**DESCRIPTION:**

Revision B supersedes and replaces all previous issues of Special Use (SU) Technical Bulletin (TB) SU-06-05.

Elevator Assemblies P/N 205-030-856-157 and -159 are no longer authorized for use on the UH-1H. Operators who have installed P/N 205-030-856-157 and 205-030-856-159 elevators in accordance with previous issues of SU-06-05, must comply with Alert Service Bulletin (ASB) UH-1H-13-11.

Revision B of this Special Use Technical Bulletin provides authorization to UH-1H helicopter operators, as described in the **HELICOPTERS AFFECTED** block above, who wish to use an alternate spare part, P/N 205-030-856-169 and 205-030-856-171, in lieu of elevators P/N 205-030-856-019 and 205-030-856-021.

P/N 205-030-856-169/-171 elevator assemblies are modified from P/N 205-030-856-157/-159 elevator assemblies as described in this bulletin.

UH-1H fatigue and flight spectrum data requires the -169 and -171 Elevators be assigned a retirement life of 3,300 flight hours.

Installation of the 205-030-856-169/-171 elevators also requires compliance with ASB 205-84-21.

Applicability of this bulletin to any spare part shall be determined prior to its installation on an affected aircraft.

**APPROVAL:**

Bell Helicopter does not authorize use of this bulletin to obtain approval from any civil regulatory authority for installation of the 205-030-856-157/-159/-169/-171 Elevator Assemblies on any type certificated UH-1 helicopter.

The engineering design aspects of this bulletin are Bell Helicopter Engineering approved.

**CONTACT INFO:**

For any questions regarding this bulletin, please contact:

Bell Helicopter Product Support Engineering - Medium Military Helicopters  
Tel: 817-280-3548 / mts-medium@bh.com

**MANPOWER:**

Approximately 4.0 man-hours are required to complete this bulletin. This estimate is based on hands-on time, and may vary with personnel and facilities available.

**WARRANTY:**

There is no warranty credit applicable for parts or labor associated with this bulletin.

**MATERIAL:**

**Required Material:**

The following material is required for the accomplishment of this bulletin and may be obtained through your Bell Helicopter Textron Supply Center.

<u>Part Number</u>	<u>Nomenclature</u>	<u>Qty</u>
205-030-856-157	Elevator Assembly	1
205-030-856-159	Elevator Assembly	1
MS27253-1	Plate, ID	2

Refer to ASB 205-84-21 for additional required materials. See Accomplishment Instructions.

**Consumable Material:**

The following material is required to accomplish this bulletin, but may not require ordering, depending on the operator's consumable material stock levels. This material may be obtained through your Bell Helicopter Textron Supply Center.

<u>Part Number</u>	<u>Nomenclature</u>	<u>Qty</u>	<u>Reference *</u>
MIL-PRF-23377, TY I	Primer Kit	AR	C-204
MS20470AD3	Rivet	AR	

\* C-XXX numbers refer to the consumables list in BHT-ALL-SPM Standard Practices Manual

**SPECIAL TOOLS:**

None required.

**WEIGHT AND BALANCE:**

Not affected.

**ELECTRICAL LOAD DATA:**

Not affected.

**REFERENCES:**

BHT-205A1-CR&O Component Repair and Overhaul Manual, Chapter 27  
BHT-205A1-IPB Illustrated Parts Catalog, Chapter 27  
BHT-205A1-MM Maintenance Manual, Chapter 27  
TM 55-1520-210-23-1 AVUM & AVIM Maintenance Instructions  
TM 55-1520-210-23P-1 AVUM & AVIM Repair Parts and Special Tools List  
DMWR 55-1520-210 Aircraft Depot Maintenance Work Requirement  
Alert Service Bulletin 205-84-21  
Alert Service Bulletin UH-1H-13-11

**PUBLICATIONS AFFECTED:**

TM 55-1520-210-23-1 AVUM & AVIM Maintenance Instructions  
TM 55-1520-210-23P-1 AVUM & AVIM Repair Parts and Special Tools List  
DMWR 55-1520-210 Aircraft Depot Maintenance Work Requirement

## ACCOMPLISHMENT INSTRUCTIONS:

### PART I - GENERAL

1. P/N 205-030-856-169 and P/N 205-030-856-171 elevator assemblies are not procurable from Bell Helicopter. They must be modified from P/N 205-030-856-157 and -159 respectively.
2. As installed on the UH-1H helicopter, P/N 205-030-856-169 and -171 Elevators have a retirement life of 3,300 hours.

### PART II – ELEVATOR MODIFICATION

1. Modify P/N 205-030-856-157 elevator assembly to P/N 205-030-856-169 and P/N 205-030-856-159 elevator assembly to P/N 205-030-856-171 as follows:

<b>CAUTION</b>
----------------

**DO NOT REMOVE THE EXISTING MANUFACTURER'S DATA PLATE.**

- a. Use a vibrating stylus, place a single scribed line through the entire existing part number on the manufacturer's data plate. **DO NOT OBLITERATE THE PART NUMBER AND DO NOT CHANGE OR ALTER THE SERIAL NUMBER.**
- b. Populate a P/N MS27253-1 modification plate as shown in Figure 1. Existing P/N 205-030-856-157/-159 elevator serial numbers shall not be changed or altered.
- c. Install the modification plate on the appropriate elevator assembly as shown in Figure 2. **Do not remove the existing manufacturer's data plate.**
  - 1) Locate the modification plate and back drill four fastener holes in the elevator tab. Use care to not bend the tab.
  - 2) Remove the modification plate and deburr holes in the elevator tab.
  - 3) Install each modification plate with four (4) MS20470AD3-3 rivets. Install fasteners with wet primer. Remove excess primer and allow primer to cure.
  - 4) Touch up primer and paint on the elevator tab as required.
- d. For each elevator modified, create a new historical record card (HRC) using:
  - 1) The new part number, original elevator assembly serial number from the manufacturer's data plate, elevator total flight hours from the original HRC,

and indicate the retirement life as 3,300 hours.

- 2) Note elevator has been modified in accordance with this technical bulletin.
- 3) Update all other helicopter records as required.

-NOTE-

The elevator and horn assembly part numbers noted in ASB 205-84-21 are not authorized for use on the UH-1H.

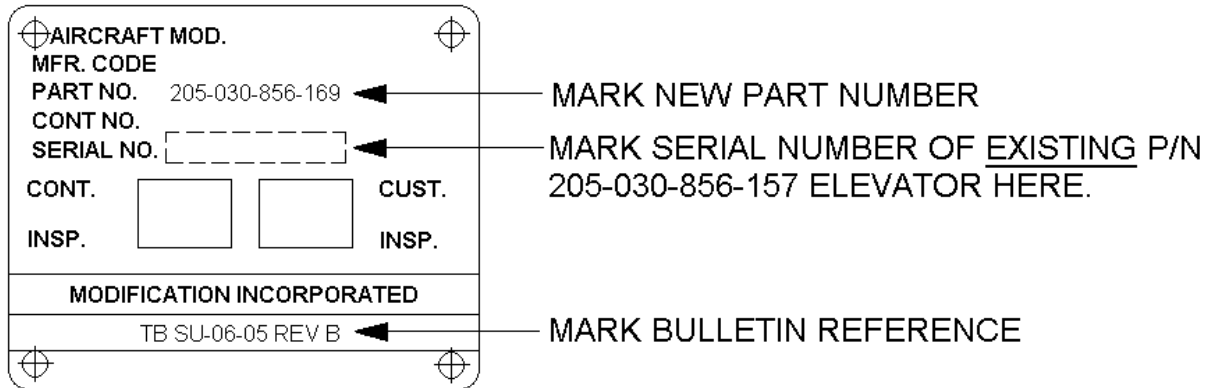
2. Install the elevator to horn safety bolts as detailed in ASB 205-84-21, Accomplishment Instructions, prior to placing elevator/s into service.

### **PART III – INSTALLATION AND MAINTENANCE**

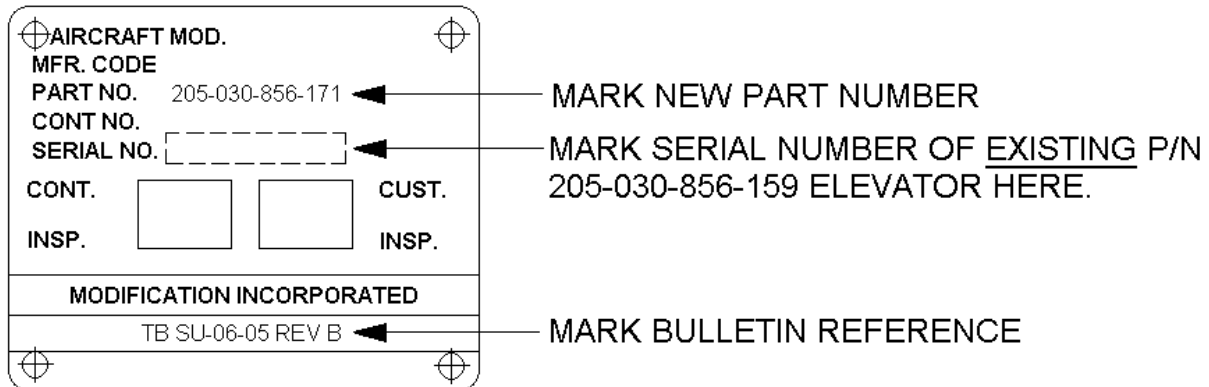
1. Install and remove elevators, and rig elevator controls, per TM 55-1520-210-1 requirements.
2. Inspect and repair -169 and -171 elevators per BHT-205A1-MM.
3. Refer to BHT-205A1-CR&O for damage and repair limits. Damage limits and repair information noted in TM 55-1520-210-23-1 and DMWR 55-1520-210 apply only to P/N 205-030-856-019 or -021.
4. Refer to BHT-205A1-IPB for elevator assembly replacement parts information.
5. Make an entry in helicopter historical service records indicating compliance with this technical bulletin.

NOTE: MARK MS27253-1 MODIFICATION PLATE USING IMPRESSION STAMP, DOT PEEN, OR VIBROSCRIBE ONLY.

### FOR P/N 205-030-856-157 ELEVATORS

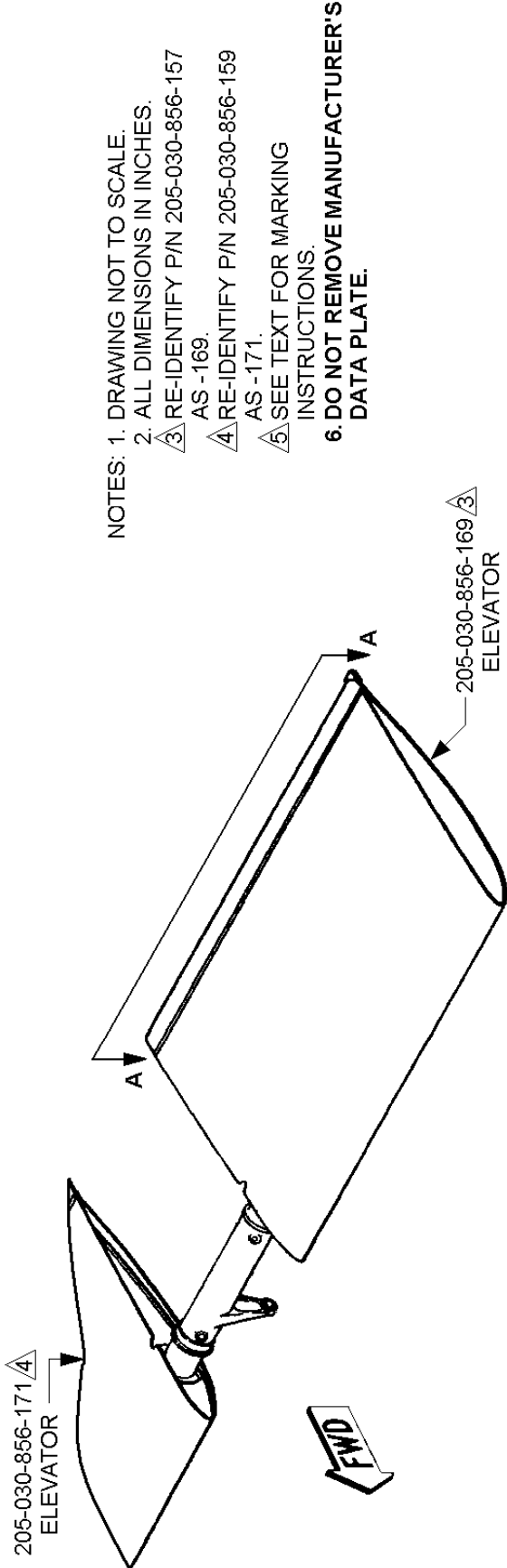


### FOR P/N 205-030-856-159 ELEVATORS

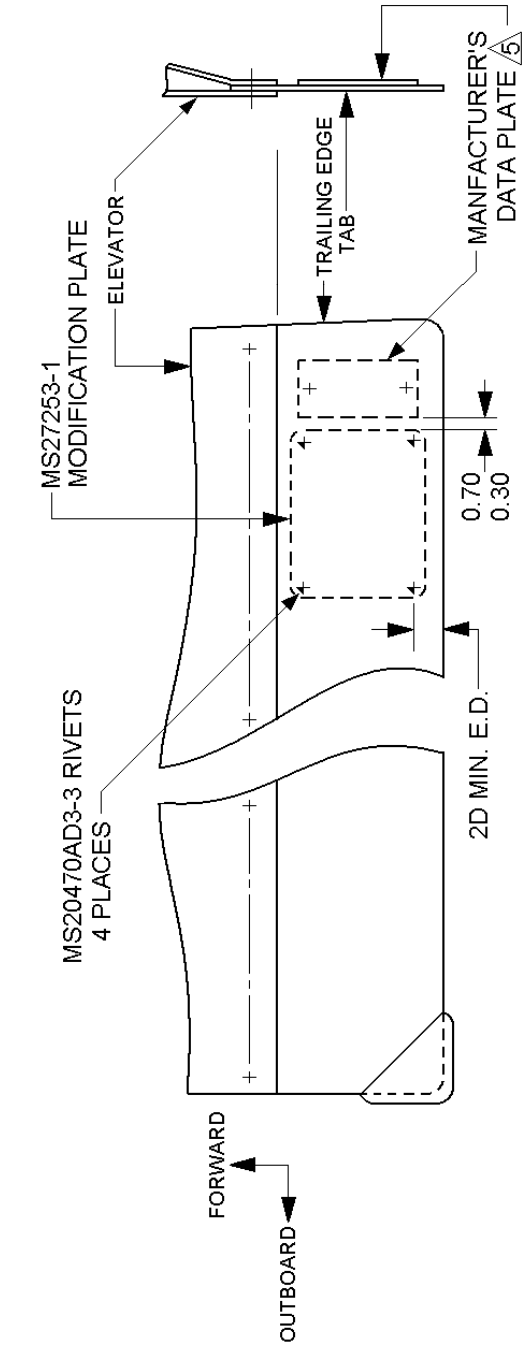


## MODIFICATION PLATE FABRICATION

FIGURE 1



- NOTES: 1. DRAWING NOT TO SCALE.  
 2. ALL DIMENSIONS IN INCHES.  
 3 RE-IDENTIFY P/N 205-030-856-157 AS -169.  
 4 RE-IDENTIFY P/N 205-030-856-159 AS -171.  
 5 SEE TEXT FOR MARKING INSTRUCTIONS.  
 6. DO NOT REMOVE MANUFACTURER'S DATA PLATE.



**VIEW A - A**  
 VIEW LOOKING DOWN ON TOP OF LH ELEVATOR  
 (RH ELEVATOR OPPOSITE)

**FIGURE 2**