

(1) FIGURE & INDEX NUMBER	(2) PART NUMBER	(3) DESCRIPTION	(4) UNIT PER ASSY	(5) USABLE ON CODE
94 -		7738689-30)		
- 28	NAS679A3	.NUT.....	2	
	AN960PD10L	.WASHER.....	2	
	MS35207-262	.SCREW.....	2	
- 29	AN735D27	.CLAMP.....	1	
- 30	AN735D26	.CLAMP.....	1	
- 31	204-076-410-001	.BOOT ASSY.....	1	
- 32	204-076-412-001	.FLANGE.....	1	
- 33	AN960PD416	.WASHER.....	2	C
	MS20392-3C59	.PIN.....	1	C
- 34	204-001-515-001	.SPRING.....	1	
	204-001-340-001	.SUPPORT ASSY.....	1	
- 35	MS21042L4	.NUT (AP).....	2	
- 36	AN960PD416	.WASHER (AP).....	4	
- 37	AN174-16A	.BOLT (AP).....	2	
- 38	MS21042L4	.NUT (AP).....	4	
- 39	AN960PD416	.WASHER (AP).....	8	
- 40	AN4-10A	.BOLT (AP).....	2	
- 41	AN4-21A	.BOLT (AP).....	2	
- 42	758687-5-20-5	..BUSHING (WHEN EXHAUSTED USE.....	2	
	21-00687-5-20-5	21-00687-5-20-5)		
		..BUSHING (USE 758687-5-20-5 UNTIL.....	2	
		EXHAUSTED)		
- 43	204-001-344-001	..STUD (REPLACED BY 205-001-126-101).....	1	
- 43	205-001-126-101	..STUD (REPLACES 204-001-344-1).....	1	
- 44	MS21042L5	..NUT.....	1	
- 45	AN960PD516	..WASHER.....	1	
- 46	204-001-347-001	..STUD (REPLACED BY 205-001-127-101).....	3	
- 46	205-001-127-101	..STUD (REPLACES 204-001-347-1).....	3	
- 47	MS21042L4	..NUT.....	3	
- 48	AN960PD416	..WASHER.....	3	
- 49	204-001-340-003	..SUPPORT.....	1	
	7738689-30	KIT, BOLT (98752).....	1	
		NOTE PARTS KIT, FLIGHT CONTROL BOLTS, P/N 7738689-30, NSN 1615-01-059-4487GA MAY BE USED FOR RE- PLACEMENT OF THE TIME CHANGE ROTOR CONTROL BOLTS LISTED IN TO 1H-1(U)F-6.		
		CODING EXPLANATION		
		CODE SERIAL NUMBERS		
		A 63-13141 THRU 65-7924		
		B 65-7925 AND SUBSEQUENT		
		C 63-13141 THRU 64-15501		

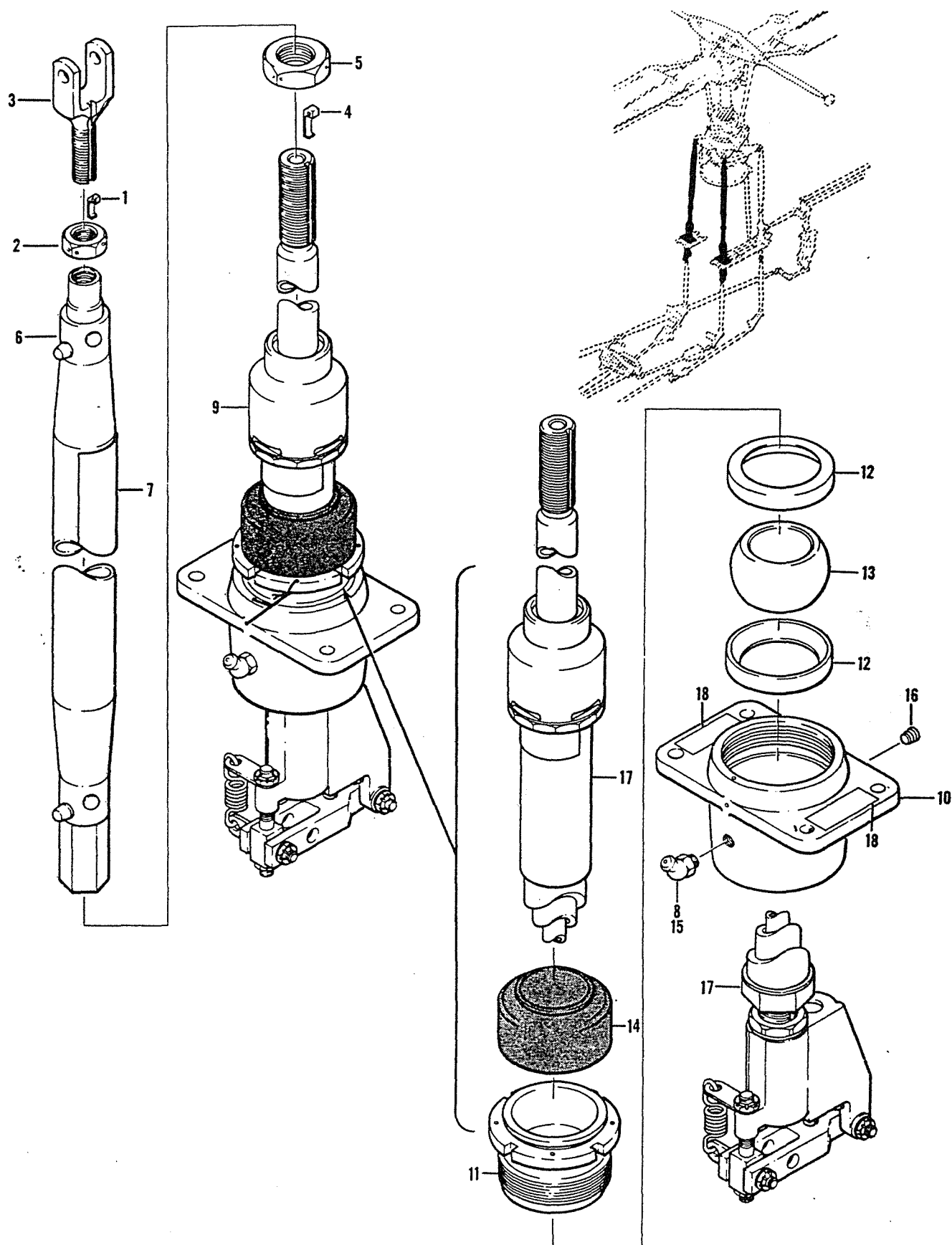
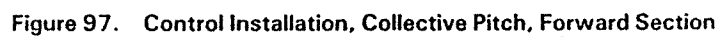


Figure 95. Cylinder Assembly, Cyclic Flight Control

(1) FIGURE & INDEX NUMBER	(2) PART NUMBER	(3) DESCRIPTION	(4) UNIT PER ASSY	(5) USABLE ON CODE
95-	204-076-064-7	CYLINDER ASSY, CYCLIC FLIGHT CONTROL (WHEN.. EXHAUSTED USE 204-076-070-1)(SEE FIG. 93 FOR NHA)	REF	
	204-076-070-1	CYLINDER ASSY, CYCLIC FLIGHT CONTROL (USE... 204-076-064-7 UNTIL EXHAUSTED)(SEE FIG. 93 FOR NHA)	REF	
	204-076-064-9	CYLINDER ASSY, CYCLIC FLIGHT CONTROL (WHEN.. EXHAUSTED USE 204-076-070-3)(SEE FIG. 94 FOR NHA)	REF	
	204-076-070-3	CYLINDER ASSY, CYCLIC FLIGHT CONTROL (USE... 204-076-064-9 UNTIL EXHAUSTED)(SEE FIG. 94 FOR NHA)	REF	
- 1	NAS559-4	.LOCK.....	1	
- 2	NAS509-9	.NUT.....	1	
- 3	204-076-268-1	.CLEVIS (Replaced by 204-076-268-101).....	1	
	204-076-268-101	.CLEVIS (Replaces 204-076-268-001).....	1	
- 4	NAS559-6	.LOCK.....	1	
- 5	NAS509-14	.NUT.....	1	
- 6	204-076-267-1	.TUBE ASSY (USBL ON 204-076-064-7 AND... 204-076-070-1)	1	
	204-076-267-3	.TUBE ASSY (USBL ON 204-076-064-9 AND... 204-076-070-3)	1	
- 7	204-076-245-7	.DECAL (USBL ON 204-076-064-7).....	1	
	204-076-319-1	.DECAL (USBL ON 204-076-070-1).....	1	
	204-076-245-9	.DECAL (USBL ON 204-076-064-9).....	1	
	204-076-319-3	.DECAL (USBL ON 204-076-070-3).....	1	
- 8	MS15001-4	.FITTING (USBL ON 204-076-064-7 AND -9).....	1	
- 9	204-076-064-17	.CYLINDER ASSY (USBL ON 204-076-064-7)..... (RBY 204-076-070-7)	1	
	204-076-064-19	.CYLINDER ASSY (USBL ON 204-076-064-9)..... (RBY 204-076-070-7)	1	
	204-076-070-7	.CYLINDER ASSY (USBL ON 204-076-070-1 AND... -3) (RPS 204-076-064-17 AND -19) (RBY 205-076-099-7)	1	
- 10	205-076-099-7	.CYLINDER ASSY (RPS 204-076-070-7).....	1	
	204-076-201-1	.HOUSING ASSY (USBL ON 204-076-064-17).....	1	
	204-076-201-3	.HOUSING ASSY (USBL ON 204-076-064-19).....	1	
	204-076-201-5	.HOUSING ASSY (USBL ON 204-076-070-7 AND... 205-076-099-7)	1	
- 11	204-076-202-1	.NUT (USBL ON 204-076-064-17 AND -19).....	1	
	204-076-202-7	.NUT (USBL ON 204-076-070-7 AND... 205-076-099-7)	1	
- 12	204-076-162-1	.BUSHING SET (USBL ON 204-076-064-17 AND... 204-076-070-7)	1	
- 13	204-076-168-1	.BEARING (USBL ON 204-076-064-17 AND -19... AND 204-076-070-7)	1	
	KSP6099-1	.BEARING (84955) (USBL ON 205-076-099-7)...	1	
- 14	204-076-171-1	.BOOT (USBL ON 204-076-064-17 AND -19... AND 204-076-070-7)	1	
	KSP9046-1	.SHIELD ASSY (84955)(USBL ON 205-076-099-7) (RBY KSP9046-5)	1	
	KSP9046-5	.SHIELD ASSY (84955)(RPS KSP9046-1).....	1	
- 15	MS15001-4	.FITTING (USBL ON 204-076-070-7).....	1	
- 16	1604-129Y	.PLUG (65301)(USBL ON 204-076-070-7).....	1	
	1604-129Y	.PLUG (65301)(USBL ON 205-076-099-7).....	2	
	1604-129	.PLUG (65301)(ALT FOR 1604-129Y).....	1	
- 17	100585-7	.SERVO CYLINDER ASSY (81873)..... (WHEN EXHAUSTED USE 105875) (BHT SPEC 204-076-052-7)(USBL ON 204-076-064-17 AND -19 AND 204-076-070-7)	1	
	105875	.SERVO CYLINDER ASSY (81873)(USE 100585-7.. UNTIL EXHAUSTED)(BHT SPEC 204-076-052-7)	1	
	41000870	.SERVO CYLINDER ASSY (81873)(BHT SPEC... 204-076-052-9)(USBL ON 205-076-099-7)	1	
- 18	205-076-386-1	.DECAL (USBL ON 205-076-099-7).....	2	



(1) FIGURE & INDEX NUMBER	(2) PART NUMBER	(3) DESCRIPTION	(4) UNIT PER ASSY	(5) USABLE ON CODE
96 -	204-706-001-25	CONTROL INSTL, DUAL REMOVABLE (SEE FIG. 104. FOR BALANCE OF BREAKDOWN)	1	
- 1	204-001-705-9	..ARM, PEDAL.....	2	
- 2	NAS679A3	..NUT (AP).....	4	
- 3	AN960PD10	..WASHER (AP).....	8	
- 4	AN3-20A	..BOLT (AP).....	4	
- 5	204-001-702-5	..PAD, LH.....	1	
- 6	204-001-702-6	..PAD, RH.....	1	
- 7	MS24665-151	..PIN, COTTER (AP).....	4	
- 8	MS17825-3	..NUT (AP).....	4	
- 9	AN960PD10	..WASHER (AP).....	8	
- 10	AN23-29	..BOLT (AP).....	4	
- 11	204-001-334-13	..STICK AND GRIP ASSY.....	1	
- 12	MS24665-151	..PIN, COTTER (AP).....	1	
- 13	MS17825-4	..NUT (AP).....	1	
- 14	NAS1197-416	..WASHER (AP).....	2	
- 15	AN174-33	..BOLT (AP).....	1	
- 16	204-001-328-43	..POOT ASSY.....	1	
- 17	AN525-10R10	..SCREW (AP).....	8	
- 18	AN960PD10L	..WASHER (AP).....	8	
- 19	MS219190G6	..CLAMP.....	1	
- 20	NAS679A3	..NUT.....	1	
- 21	AN3-4A	..BOLT.....	1	
- 22	MS35489-9	..GROMMET.....	1	
- 23	PT06E20-27P	..PLUG (79820) (ALT).....	1	
- 24	10-101033-11	..PLUG (79820).....	13	
- 25	AN735024	..CLAMP.....	1	
- 26	MS219190G6	..CLAMP.....	1	
- 27	NAS679A3	..NUT.....	1	
- 28	AN960PD10	..WASHER.....	2	
- 29	AN525-10R12	..SCREW.....	1	
- 30	NAS557-8C	..GROMMET.....	1	
- 31	204-001-342-7	..STICK ASSY.....	1	
- 32	22K2-048	..NUT (72962).....	1	
- 33	AN960PD416	..WASHER.....	2	
- 34	AN24-30A	..BOLT.....	1	
- 35	204-001-338-3	..ELBOW.....	1	
- 36	204-001-068-1	..GRIP ASSY CONTROL (WHEN EXHAUSTED USE P/N. 702-5103)	1	
- 37	702-5103	..GRIP ASSY CONTROL (81579) (BHT)..... SPECIFICATION CONTROL DRAWING 205-001-046-1) (SEE FIG. 88 FOR DETAIL BREAKDOWN)	1	
- 38	204-001-852-1	..KNOB ASSY.....	1	
- 39	AN3-5A	..BOLT (AP).....	2	
- 40	AN960PD10	..WASHER (AP).....	2	
- 41	MS24665-149	..PIN.....	1	
- 42	MS20392-2025	..PIN.....	1	
- 43	AN960PD10	..WASHER.....	2	
- 44	204-001-850-1	..COLLAR ASSY.....	1	
- 45	204-001-850-3	..COLLAR.....	1	
- 46	AB701	..BUSHING (70417).....	1	
- 47	204-001-853-1	..SPRING.....	1	
- 48	204-001-851-1	..KNOB SHAFT ASSY.....	1	
- 49	204-001-851-3	..KNOB.....	1	
- 50	204-001-851-5	..INSERT.....	1	



(1) FIGURE & INDEX NUMBER	(2) PART NUMBER	(3) DESCRIPTION	(4) UNIT PER ASSY	(5) USABLE ON CODE
97 -	204-200-021-1	SECTION ASSY, HELICOPTER FWD (SEE FIG. 58,.. 60, 62, 64, 66, 67, 75, 78, 79, 80, 81, 83, 88, 105, 106, 109, 117, 127, 128, 135, 152 AND 183 FOR BALANCE OF BREAKDOWN)	REF	A
	204-200-021-5	SECTION ASSY, HELICOPTER FWD (SEE FIG. 58,.. 60, 62, 64, 66, 67, 75, 78, 79, 80, 81, 83, 88, 105, 106, 109, 117, 127, 128, 135, 152 AND 183 FOR BALANCE OF BREAKDOWN)	REF	B
	204-200-021-7	SECTION ASSY, HELICOPTER FWD (SEE FIG. 58,.. 60, 62, 64, 66, 67, 75, 78, 79, 80, 81, 83, 88, 105, 106, 109, 117, 127, 128, 135, 152 AND 183 FOR BALANCE OF BREAKDOWN)	REF	C
	204-200-021-3	SECTION ASSY, HELICOPTER FWD (SEE FIG. 58,.. 60, 62, 64, 66, 67, 75, 78, 79, 80, 81, 83, 88, 105, 106, 109, 117, 127, 128, 135, 152 AND 183 FOR BALANCE OF BREAKDOWN)	REF	D
	204-200-021-11	SECTION ASSY, HELICOPTER FWD (SEE FIG. 58,.. 60, 62, 64, 66, 67, 75, 77, 78, 79, 80, 81, 83, 88, 105, 106, 109, 117, 127, 128, 135, 152 AND 183 FOR BALANCE OF BREAKDOWN)	REF	E
	204-200-021-13	SECTION ASSY, HELICOPTER FWD (SEE FIG. 58,.. 60, 62, 64, 66, 67, 75, 77, 78, 79, 80, 81, 83, 88, 105, 106, 109, 117, 127, 128, 135, 152 AND 183 FOR BALANCE OF BREAKDOWN)	REF	F
	204-200-021-15	SECTION ASSY, HELICOPTER FWD (SEE FIG. 58,.. 60, 62, 64, 66, 67, 75, 77, 78, 79, 80, 81, 83, 88, 105, 106, 109, 117, 127, 128, 135, 152 AND 183 FOR BALANCE OF BREAKDOWN)	REF	G
	204-200-021-17	SECTION ASSY, HELICOPTER FWD (SEE FIG. 58,.. 60, 62, 64, 66, 67, 75, 77, 78, 79, 80, 81, 83, 88, 105, 106, 109, 117, 127, 128, 135, 152 AND 183 FOR BALANCE OF BREAKDOWN)	REF	H
	204-200-021-19	SECTION ASSY, HELICOPTER FWD (SEE FIG. 58,.. 60, 62, 64, 65, 66, 67, 75, 77, 78, 80, 81, 83, 88, 105, 106, 109, 117, 127, 128, 129, 136, 152, 155, 183 AND 214 FOR BALANCE OF BREAKDOWN)	REF	J
	204-001-061-17	.CONTROL INSTL, COLLECTIVE PITCH, FWD..... SECTION (SEE FIG. 102 FOR BALANCE OF BREAKDOWN)	1	K
	204-001-061-23	.CONTROL INSTL, COLLECTIVE PITCH, FWD..... SECTION (SEE FIG. 102 FOR BALANCE OF BREAKDOWN)	1	D
	204-001-061-31	.CONTROL INSTL, COLLECTIVE PITCH, FWD..... SECTION (SEE FIG. 102 FOR BALANCE OF BREAKDOWN)	1	L
- 1	204-001-217-35	..BOOT ASSY (WHEN EXHAUSTED USE 204-001-.... 217-41)	1	
	204-001-217-41	..BOOT ASSY (USE 204-001-217-35 UNTIL..... EXHAUSTED)	1	
- 2	AN525-10R8	..SCREW (AP).....	2	
	204-001-027-23	..TUBE ASSY.....	1	
- 3	AN381-2-8	..PIN, COTTER (AP).....	2	
- 4	MS17825-4	..NUT (AP).....	2	
- 5	AN960PD416	..WASHER (AP).....	2	
- 6	AN174-20	..BOLT (AP).....	2	
- 7	MS24665-151	..PIN, COTTER (AP).....	1	
- 8	MS17825-4	..NUT (AP).....	1	
- 9	AN960PD416	..WASHER (AP).....	2	
- 10	AN174-20	..BOLT (AP).....	1	
	204-001-006-1	...CLEVIS ASSY.....	2	
- 11	85B6-15-23-16BUSHING (WHEN EXHAUSTED USE..... 22-006-15-23-16)	2	
	22-006-15-23-16BUSHING (USE 85B6-15-23-16 UNTIL..... EXHAUSTED)	2	
	204-001-603-001	..LEVER ASSY.....	1	
- 12	MS24665-151	..PIN, COTTER (AP).....	1	
- 13	MS17825-5	..NUT (AP).....	1	
- 14	AN960PD516	..WASHER (AP).....	2	

(1) FIGURE & INDEX NUMBER	(2) PART NUMBER	(3) DESCRIPTION	(4) UNIT PER ASSY	(5) USABLE ON CODE
97 - 15	AN175-16	..BOLT (AP).....	1	
- 16	AN206DSP4	..BEARING.....	2	
- 17	23S4-4A	..SLEEVE (WHEN EXHAUSTED USE 120-013-4A)...	2	
	120-013-4A	..SLEEVE (USE 23S4-4A UNTIL EXHAUSTED).....	2	
- 18	DW5	..BEARING (38443).....	1	
- 19	23S6-5A	..SLEEVE (WHEN EXHAUSTED USE 120-015-5A)...	1	
	120-015-5A	..SLEEVE (USE 23S6-5A UNTIL EXHAUSTED).....	1	
- 20	204-001-603-3	..LEVER.....	1	
- 21	AN737TW34	..CLAMP.....	1	
	204-001-011-17	..TUBE ASSY.....	1	
- 22	MS24665-151	..PIN, COTTER (AP).....	1	
- 23	MS17825-4	..NUT (AP).....	1	
- 24	AN960PD416	..WASHER (AP).....	2	
- 25	AN174-20	..BOLT (AP).....	1	
- 26	MS24665-151	..PIN, COTTER (AP).....	1	
- 27	MS17825-4	..NUT (AP).....	1	
- 28	AN960PD416	..WASHER (AP).....	2	
- 29	AN174-20	..BOLT (AP).....	1	
	204-001-006-1	..CLEVIS ASSY.....	2	
- 30	85B6-15-23-16	..BUSHING (WHEN EXHAUSTED USE.....	4	
		22-006-15-23-16)		
	22-006-15-23-16BUSHING (USE 85B6-15-23-16 UNTIL.....	4	
		EXHAUSTED)		
	204-001-148-1	..BELLCRANK ASSY.....	1	
- 31	MS24665-151	..PIN, COTTER (AP).....	1	
- 32	MS17825-5	..NUT (AP).....	1	
- 33	NAS1197-516	..WASHER (AP).....	2	
	AN960PD516	..WASHER (AP).....	2	
- 34	AN175-21	..BOLT (AP).....	1	
- 35	AN206DSP4	..BEARING.....	2	
- 36	23S4-4A	..SLEEVE (WHEN EXHAUSTED USE 120-013-4A)...	2	
	120-013-4A	..SLEEVE (USE 23S4-4A UNTIL EXHAUSTED).....	2	
- 37	AN206DSP3	..BEARING.....	1	
- 38	23S4-3A	..SLEEVE (WHEN EXHAUSTED USE 120-013-3A)...	1	
	120-013-3A	..SLEEVE (USE 23S4-3A UNTIL EXHAUSTED).....	1	
- 39	DW5	..BEARING (38443).....	1	
- 40	23S6-5A	..SLEEVE (WHEN EXHAUSTED USE 120-015-5A)...	1	
	120-015-5A	..SLEEVE (USE 23S6-5A UNTIL EXHAUSTED).....	1	
- 41	204-001-148-3	..BELLCRANK.....	1	
- 42	204-001-610-13	..JACKSHAFT INSTL (SEE FIG. 98 FOR DETAIL... BREAKDOWN)	1	K
	204-001-610-19	..JACKSHAFT INSTL (SEE FIG. 98 FOR DETAIL... BREAKDOWN)	1	M
		CODING EXPLANATION		
		CODE SERIAL NUMBERS		
		A 63-13141 THRU 63-13142		
		B 63-13143 THRU 63-13145		
		C 63-13146 THRU 63-13165		
		D 64-15476 THRU 65-7924		
		E 65-7925 THRU 65-7938		
		F 65-7939 THRU 65-7942		
		G 65-7943 THRU 66-1222		
		H 66-1223 THRU 66-1224		
		J 66-1225 AND SUBSEQUENT		
		K 63-13141 THRU 63-13165		
		L 65-7925 AND SUBSEQUENT		
		M 64-15476 AND SUBSEQUENT		

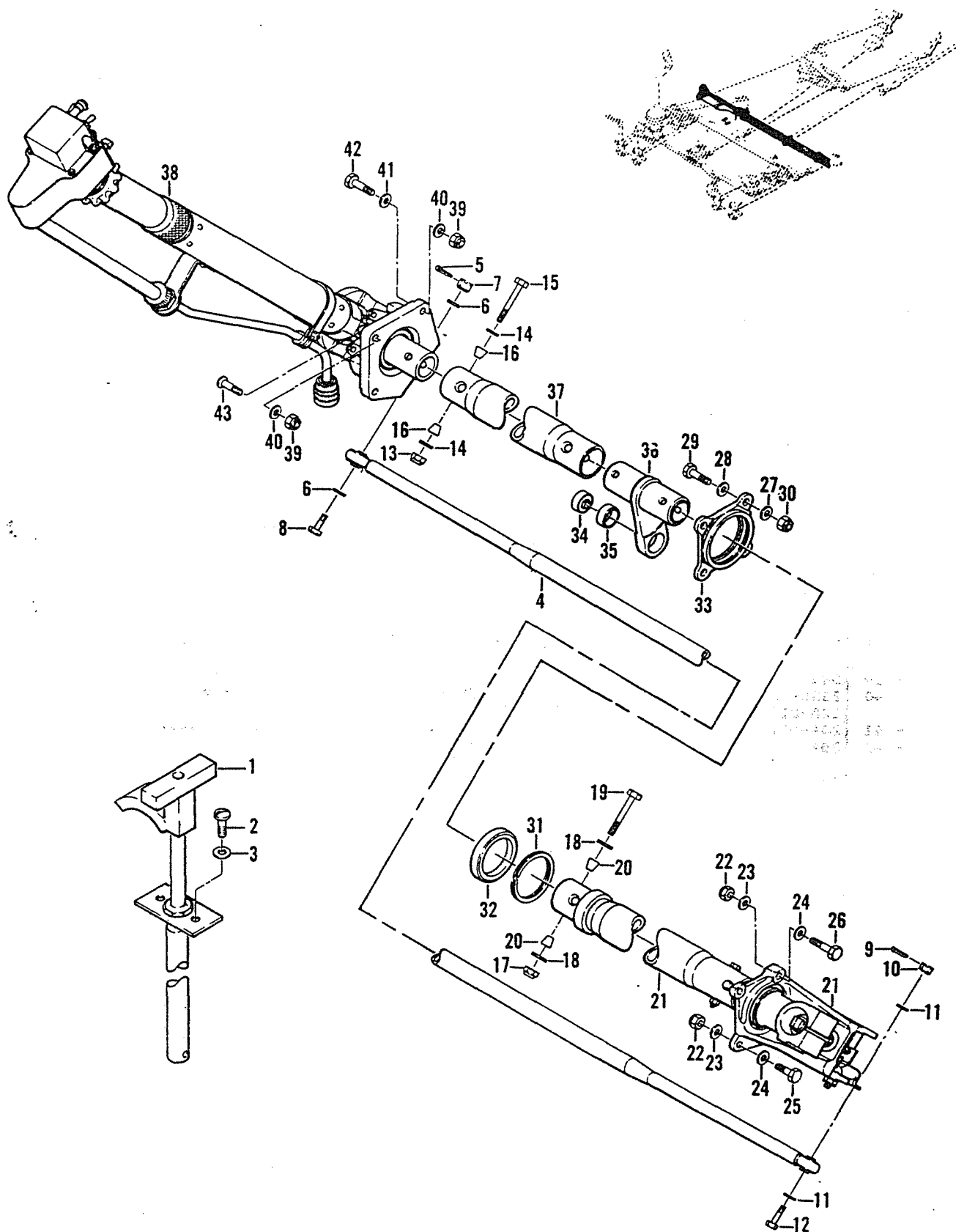


Figure 98. Jackshaft Installation, Collective Pitch Control

(1) FIGURE & INDEX NUMBER	(2) PART NUMBER	(3) DESCRIPTION	(4) UNIT PER ASSY	(5) USABLE ON CODE
98 -	204-001-610-13	JACKSHAFT INSTL, COLLECTIVE PITCH CONTROL... (SEE FIG. 97 FOR NHA)	REF	A
	204-001-610-19	JACKSHAFT INSTL, COLLECTIVE PITCH CONTROL... (SEE FIG. 97 FOR NHA)	REF	B
- 1	204-001-605-1	.DOWNLOCK ASSY.....	1	A
- 2	204-001-623-1	.DOWNLOCK ASSY.....	1	B
- 2	AN525-10R8	.SCRFW (USBL ON 204-001-610-13 (AP)).....	2	
	AN525-10R10	.SCREW (USBL ON 204-001-610-19 (AP)).....	2	
- 3	AN960PD10L	.WASHER (AP).....	2	
- 4	204-001-602-1	.TUBE ASSY.....	1	
- 5	MS24665-150	.PIN, COTTER (AP).....	1	
- 6	AN960-10L	.WASHER (AP).....	2	
- 7	AN310-3	.NUT (AP).....	1	
- 8	AN173-11	.BOLT (AP).....	1	
- 9	MS24665-150	.PIN, COTTER (AP).....	1	
- 10	AN310-3	.NUT (AP).....	1	
- 11	AN960-10L	.WASHER (AP).....	2	
- 12	AN173-11	.BOLT (AP).....	1	
- 13	MS21042L4	.NUT.....	2	
- 14	AN960-416	.WASHER.....	4	
- 15	AN4-22A	.BOLT.....	2	
- 16	7981-4-7	.BUSHING (WHEN EXHAUSTED USE 20-037-4-7)....	4	
	20-037-4-7	.BUSHING (USE 7981-4-7 UNTIL EXHAUSTED).....	4	
- 17	MS21042L4	.NUT.....	4	
- 18	AN960-416	.WASHER.....	8	
- 19	AN4-22A	.BOLT.....	4	
- 20	7981-4-5	.BUSHING (WHEN EXHAUSTED USE 20-037-4-5)....	8	
	20-037-4-5	.BUSHING (USE 7981-4-5 UNTIL EXHAUSTED).....	8	
- 21	204-001-259-5	.CONTROL ASSY (SEE FIG. 99 FOR DETAIL..... BREAKDOWN)	1	
- 22	MS21042L4	.NUT (AP).....	4	
- 23	NAS1197-416	.WASHER (AP).....	4	
- 24	AN960PD416	.WASHER (AP).....	4	
- 25	AN174-7A	.BOLT (AP).....	3	
- 26	AN174-11A	.BOLT (AP).....	1	
	204-001-330-5	.SUPPORT ASSY.....	1	
- 27	NAS1197-416	.WASHER (AP).....	4	
- 28	AN960PD416	.WASHER (AP).....	4	
- 29	AN174-7A	.BOLT (AP).....	4	
- 30	MS21042L4	.NUT (AP).....	4	
- 31	RR262	.SPIROLOX (80756).....	1	
- 32	B545ZZ	.BEARING (38443).....	1	
- 33	204-001-330-3	.SUPPORT.....	1	
	204-001-185-5	.ARM ASSY.....	1	
- 34	AN206DSP4	.BEARING.....	1	
- 35	23S4-4A	.SLEEVE (WHEN EXHAUSTED USE 120-013-4A)....	1	
	120-013-4A	.SLEEVE (USE 23S4-4A UNTIL EXHAUSTED).....	1	
- 36	204-001-185-7	.ARM.....	1	
- 37	204-001-109-1	.TUBE.....	1	
- 38	204-001-600-7	.STICK ASSY, FLIGHT CONTROL (WHEN EXHAUSTED. USE 204-001-600-13) (SEE FIG. 100 FOR DETAIL BREAKDOWN)	1	
	204-001-600-13	.STICK ASSY, FLIGHT CONTROL (USE..... 204-001-600-7 UNTIL EXHAUSTED) (SEE FIG. 100 FOR DETAIL BREAKDOWN)	1	
- 39	MS21042L4	.NUT (AP).....	4	
- 40	AN960PD416	.WASHER (AP).....	4	
- 41	NAS1197-416	.WASHER (AP).....	2	
- 42	AN174-10A	.BOLT (AP).....	2	
- 43	NAS517-4-9	.SCREW (AP).....	2	
CODING EXPLANATION				
CODE SERIAL NUMBERS				
A 63-13141 THRU 63-14165				
B 64-15476 AND SUBSEQUENT				

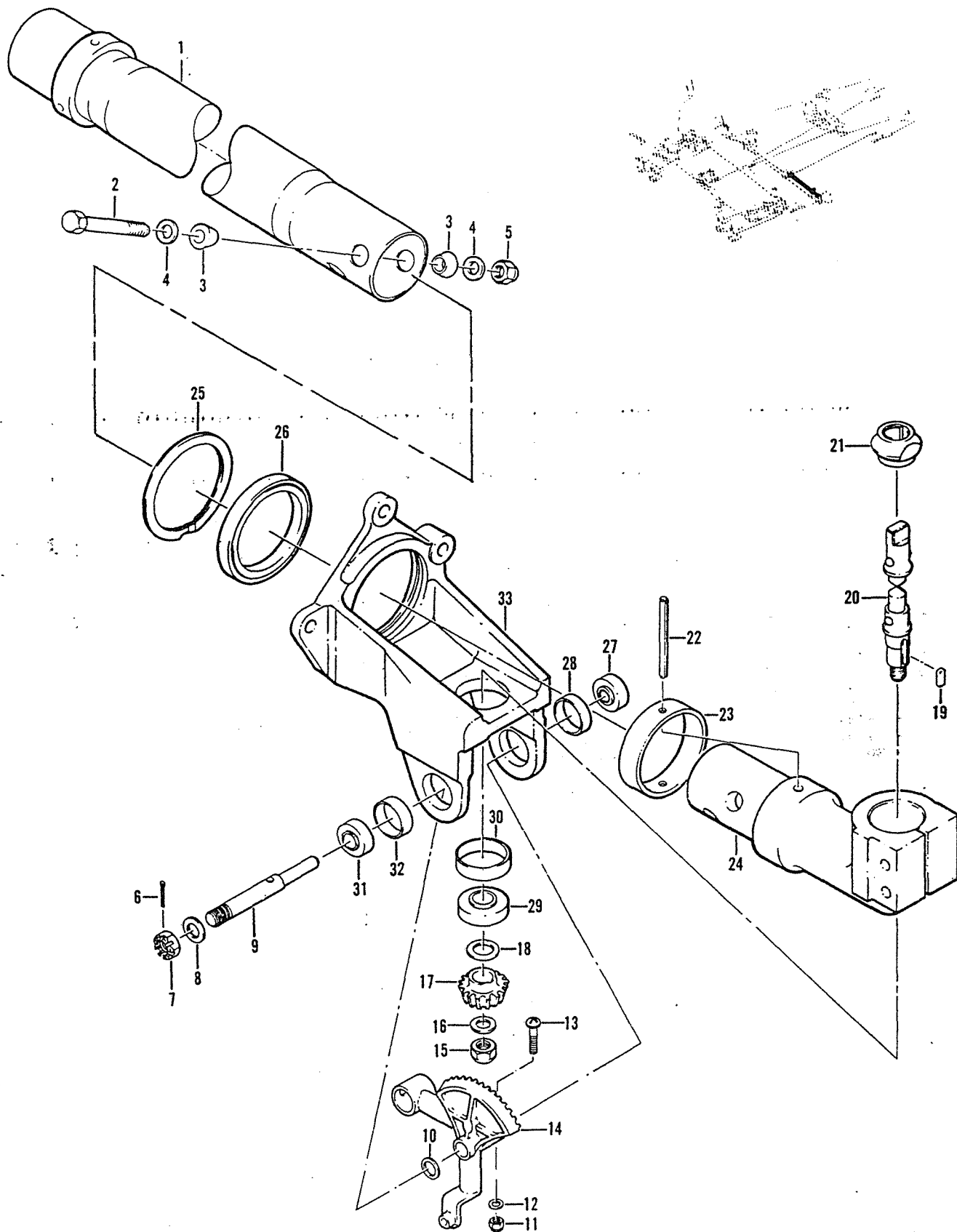


Figure 99. Control Assembly

(1) FIGURE & INDEX NUMBER	(2) PART NUMBER	(3) DESCRIPTION	(4) UNIT PER ASSY	(5) USABLE ON CODE
99 -	204-001-259-5	CONTROL ASSY, (SEE FIG. 98 FOR NHA).....	REF	
- 1	204-001-190-1	.TUBE ASSY.....	1	
- 2	AN4-22A	.BOLT (AP).....	2	
- 3	7981-4-7	.BUSHING (WHEN EXHAUSTED USE 20-037-4-7)....	4	
	20-037-4-7	.BUSHING (USE 7981-4-7 UNTIL EXHAUSTED)....	4	
- 4	AN960-416	.WASHER (AP).....	4	
- 5	MS20364-428	.NUT (AP).....	2	
- 6	MS24665-132	.PIN, COTTER.....	1	
- 7	AN320-5	.NUT.....	1	
- 8	AN960-516	.WASHER.....	1	
- 9	204-001-258-1	.SHAFT.....	1	
- 10	35Z1-16-10H94	.SHIM (WHEN EXHAUSTED USE 120-048-16-10)....	1	
	120-048-16-10	.SHIM (USE 35Z1-16-10H94 UNTIL EXHAUSTED)...	1	
- 11	MS20364-832	.NUT.....	1	
- 12	AN960PD8	.WASHER.....	1	
- 13	AN525-832R14	.SCREW.....	1	
- 14	204-001-295-1	.LEVER.....	1	
- 15	MS20364-428	.NUT.....	1	
- 16	AN960-416	.WASHER.....	1	
- 17	204-001-230-1	.GEAR, PINION.....	1	
- 18	35Z1-20-14H62	.SHIM (WHEN EXHAUSTED USE 120-047-20-14)....	1	
	120-047-20-14	.SHIM (USE 35Z1-20-14H62 UNTIL EXHAUSTED)...	1	
- 19	47-631-216-1	.KEY.....	1	
- 20	204-001-267-1	.DRIVE ASSY.....	1	
- 21	204-001-193-1	.GUIDE.....	1	
	204-001-184-1	.ELBOW ASSY.....	1	
- 22	MS171572	.PIN.....	1	
- 23	204-001-188-1	.SLEEVE.....	1	
- 24	204-001-184-3	.ELBOW.....	1	
	204-001-178-11	.SUPPORT ASSY.....	1	
- 25	RR262C	.SPIROLOX (80756).....	1	
- 26	B545Z2	.BEARING (38443).....	1	
- 27	AN201KP4A	.BEARING.....	1	
- 28	23S3-4A	.SLEEVE (WHEN EXHAUSTED USE 120-012-4A)....	1	
	120-012-4A	.SLEEVE (USE 23S3-4A UNTIL EXHAUSTED).....	1	
- 29	MS27641-8	.BEARING.....	1	
- 30	23S3-8A	.SLEEVE (WHEN EXHAUSTED USE 120-012-8A)....	1	
	120-012-8A	.SLEEVE (USE 23S3-8A UNTIL EXHAUSTED).....	1	
- 31	AN201KP5A	.BEARING.....	1	
- 32	23S3-5A	.SLEEVE (WHEN EXHAUSTED USE 120-012-5A)....	1	
	120-012-5A	.SLEEVE (USE 23S3-5A UNTIL EXHAUSTED).....	1	
- 33	204-001-178-13	.SUPPORT.....	1	

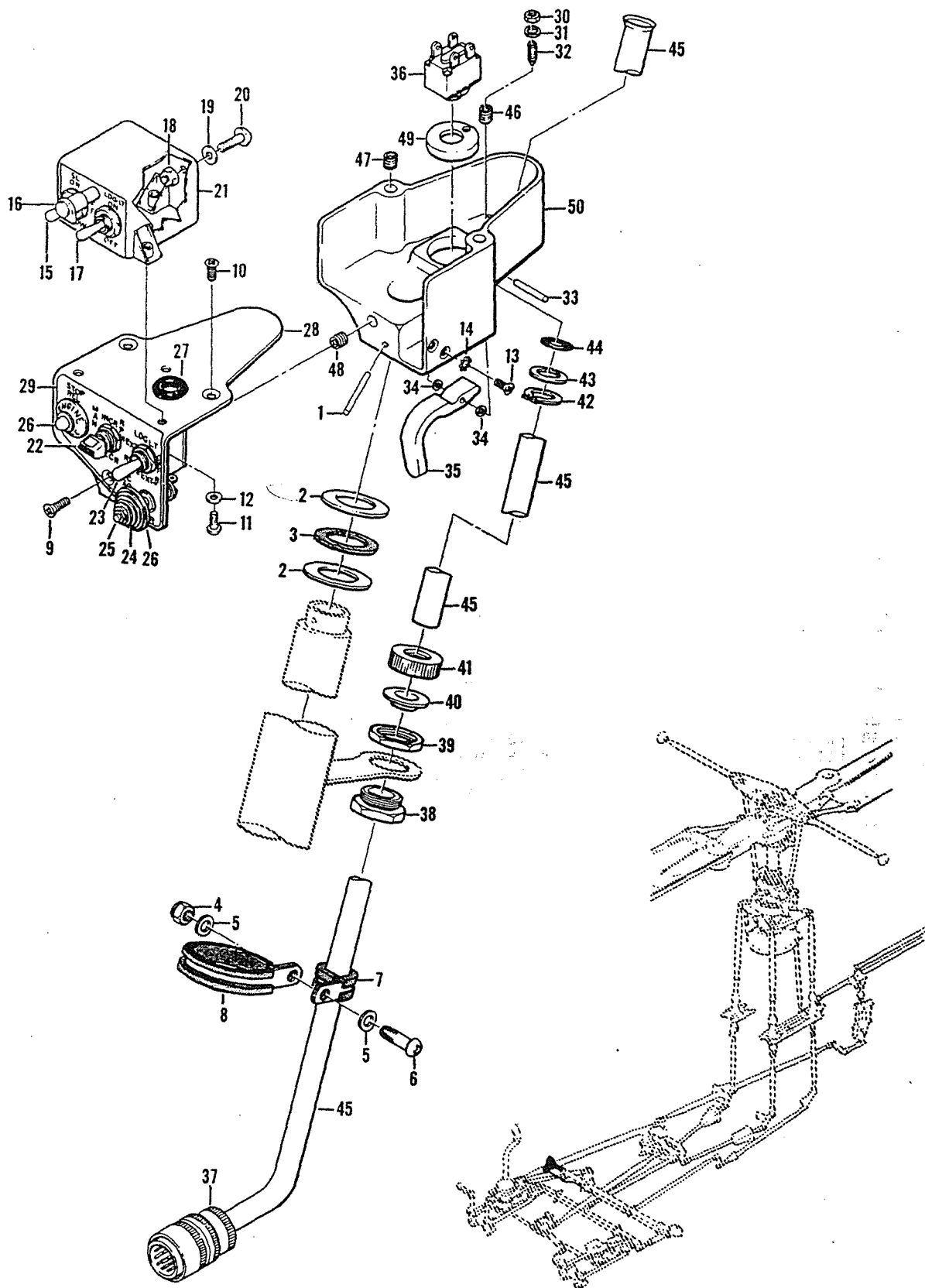


Figure 100. Stick Assembly, Flight Control, Switchbox Section

(1) FIGURE & INDEX NUMBER	(2) PART NUMBER	(3) DESCRIPTION	(4) UNIT PER ASSY	(5) USABLE ON CODE
100 -	204-001-600-7	STICK ASSY, FLIGHT CONTROL-SWITCH BOX..... SECTION (WHEN EXHAUSTED USE 204-001-600-13) (SEE FIG. 101 FOR BALANCE OF BREAKDOWN) (SEE FIG. 98 FOR NHA)	REF	
	204-001-600-13	STICK ASSY, FLIGHT CONTROL-SWITCH BOX..... SECTION (USE 204-001-600-7 UNTIL EXHAUSTED) (SEE FIG. 101 FOR BALANCE OF BREAKDOWN) (SEE FIG. 98 FOR NHA)	REF	
	204-001-630-1	..SWITCH BOX ASSY.....	1	
- 1	MS171598	..PIN (AP).....	1	
- 2	AN960-1616L	..WASHER (AP).....	2	
- 3	204-001-156-1	..WASHER (AP).....	5	
- 4	NAS679A3	..NUT (AP).....	1	
- 5	AN960PD10	..WASHER (AP).....	2	
- 6	MS35207-264	..SCREW (AP).....	1	
- 7	MS21919WDG5	..CLAMP (AP).....	1	
- 8	MS21919DG28	..CLAMP (AP).....	1	
- 9	AN507B832R8	..SCREW.....	1	
- 10	AN507B1024R10	..SCREW.....	2	
- 11	MS35206-245	..SCREW.....	3	
- 12	AN960PD8	..WASHER.....	3	
- 13	AN505B4R10	..SCREW.....	2	
- 14	MS35336-1	..WASHER, LOCK.....	2	
- 15	MS35058-21	..SWITCH.....	1	
- 16	A6815-24	..LIGHT FIXTURE (72914).....	1	
- 16	A6747-4	..LIGHT FILTER, BLUE (72914) (ALT).....	1	
- 17	MS35058-23	..SWITCH.....	1	
- 18	MS21042L06	..NUT.....	1	
- 19	AN960D6L	..WASHER.....	1	
- 20	MS35206-228	..SCREW.....	1	
- 21	204-001-298-1	..BOX ASSY, SWITCH.....	1	
- 22	13AT66	..SWITCH (91929).....	1	
- 23	MS35058-21	..SWITCH.....	1	
- 24	BT10	..BUTTON (73949).....	1	
- 25	X646A	..SWITCH (73949).....	1	
- 26	C100E2-39	..SWITCH (81640).....	2	
	204-001-628-1	..COVER ASSY.....	1	
- 27	MS35489-9	..GROMMET.....	1	
- 28	204-001-628-3	..COVER.....	1	
- 29	204-001-629-1	..PLATE, NAME.....	1	
- 30	AN340-8	..NUT.....	1	
- 31	NAS1197-8	..WASHER.....	1	
- 32	AN565F8H10	..SCREW, SET.....	1	
- 33	MS20253-1-082	..PIN.....	1	
- 34	AN960PD2	..WASHER.....	2	
- 35	204-001-273-1	..TRIGGER.....	1	
- 36	H20078	..SWITCH, SNAP (81640) (USE H1011 UNTIL EXHAUSTED)	1	
	2PB744T	..SWITCH, SNAP (74059) (ALT).....	1	
	2PB744T2	..SWITCH, SNAP (74059) (ALT).....	1	
	204-175-408-19	..WIRING ASSY.....	1	
- 37	MS3126E16-26P	..CONNECTOR.....	1	
	MS25036-2	..TERMINAL.....	12	
	MS25036-2	..TERMINAL (USBL ON 204-175-408-19).....	3	
	MS25036-3	..TERMINAL.....	1	
	85T4-375-46	..TUBE, INSUL.....	1	
	85T4-6-2	..TUBE, INSUL.....	9	
	MS25181-1	..SPLICE.....	1	
- 38	AN3064-8	..CONNECTOR, BOX.....	1	
- 39	AN3066-8	..NUT.....	1	
- 40	AN3053-8	..FERRULE.....	1	
- 41	AN3054-8	..NUT.....	1	
- 42	MS16628-1050	..RING, RETAINING.....	1	
- 43	204-001-251-1	..WASHER.....	1	
- 44	AN6227-10	..PACKING.....	1	
- 45	204-001-250-1	..CONDUIT.....	1	
	204-001-243-9	..BOX ASSY.....	1	
- 46	MS122079	..INSERT COIL.....	1	
- 47	MS122240	..INSERT COIL.....	2	

(1) FIGURE & INDEX NUMBER	(2) PART NUMBER	(3) DESCRIPTION	(4) UNIT PER ASSY	(5) USABLE ON CODE
100 - 48 - 49 - 50	MS122199 204-001-248-1 204-001-243-11	...INSERT COIL..... ...INSERT..... ...BOX.....	1 1 1	

Section II
Group Assembly Parts List

T.O. 1H-1(U)F-4

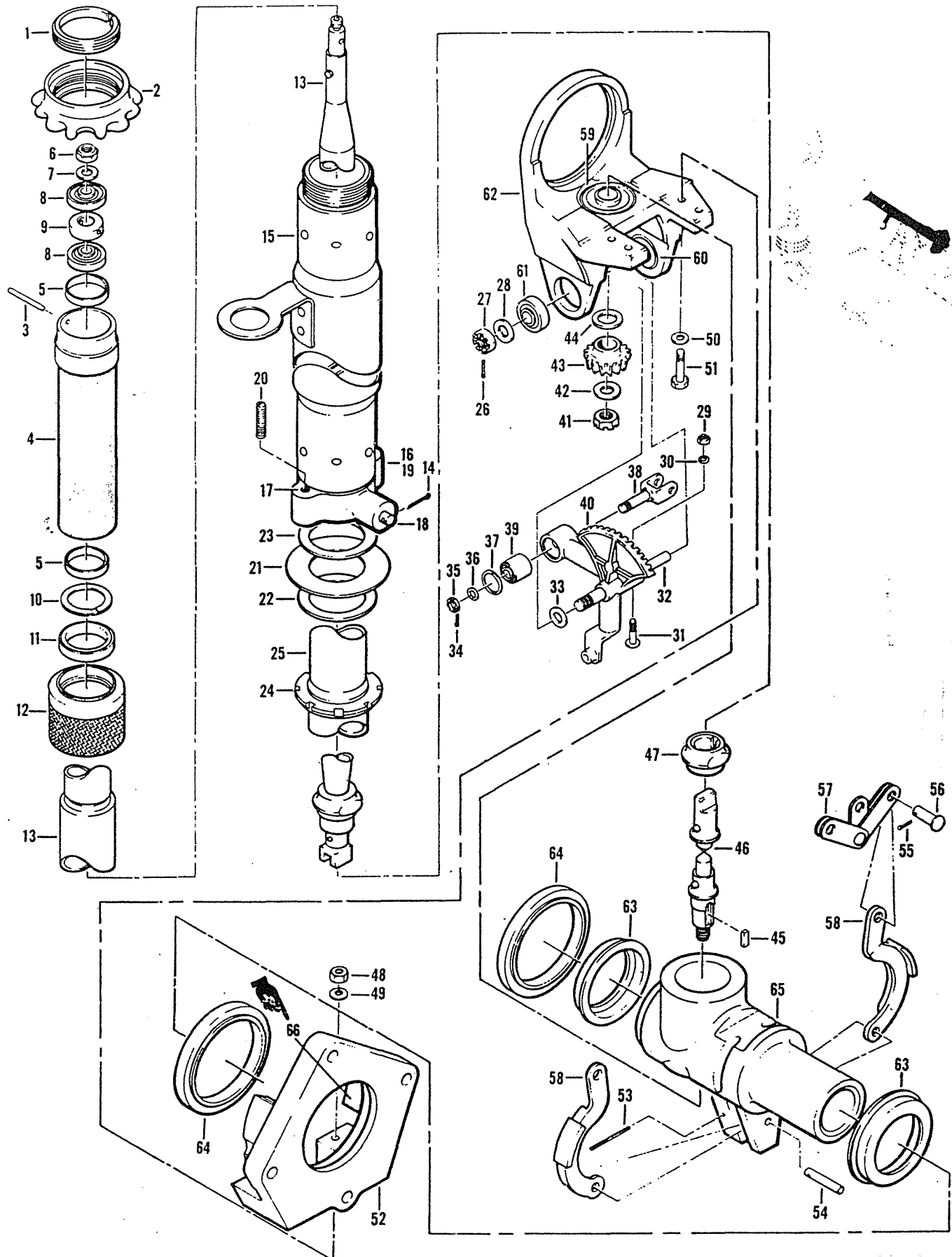


Figure 101. Stick Assembly, Flight Control, Housing Section

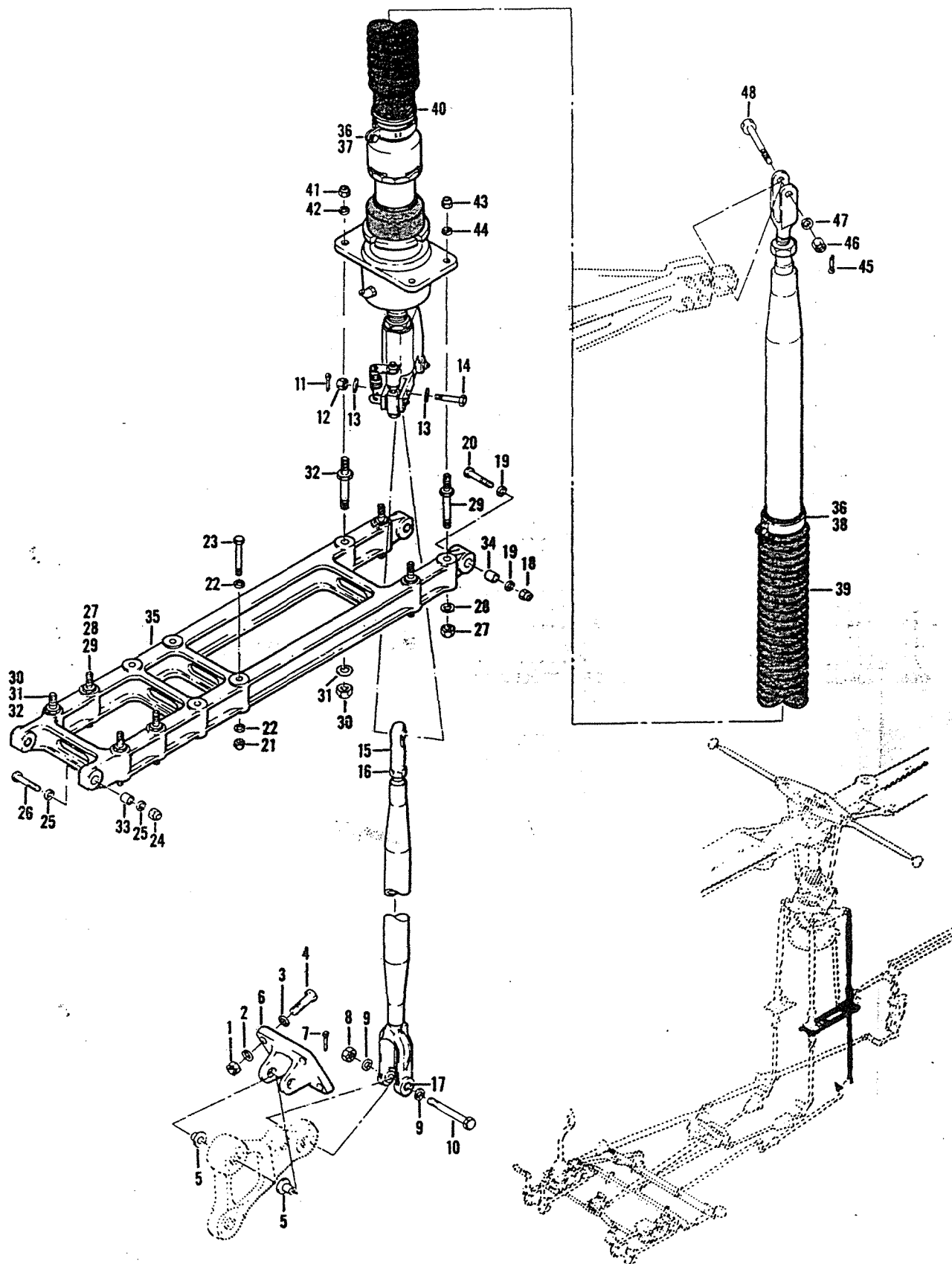
(1) FIGURE & INDEX NUMBER	(2) PART NUMBER	(3) DESCRIPTION	(4) UNIT PER ASSY	(5) USABLE ON CODE
101 -	204-001-600-7	STICK ASSY, FLIGHT CONTROL-GRIP AND HOUSING. SECTION (WHEN EXHAUSTED USE 204-001-600-13) (SEE FIG. 100 FOR BALANCE OF BREAKDOWN) (SEE FIG. 98 FOR NHA)	REF	
	204-001-600-13	STICK ASSY, FLIGHT CONTROL-GRIP AND HOUSING. SECTION (USE 204-001-600-7 UNTIL EXHAUSTED) (SEE FIG. 100 FOR BALANCE OF BREAKDOWN) (SEE FIG. 98 FOR NHA)	REF	
- 1	204-001-142-5	..SCREW, FRICTION.....	1	
- 2	204-001-275-5	..NUT ASSY.....	1	
- 3	AN122709	..PIN.....	1	
- 4	204-001-270-1	..GRIP ASSY.....	1	
- 5	204-001-606-1	..BEARING.....	2	
- 6	MS20364-428	..NUT.....	1	
- 7	AN960-416	..WASHER.....	1	
- 8	AN201KP6A	..BEARING.....	2	
- 9	204-001-168-1	..RING.....	1	
- 10	RS106C	..SPIROLOX (80756).....	1	
	204-001-209-1	..NUT ASSY.....	1	
- 11	B54100	..BEARING (21335).....	1	
	B541ZZ	..BEARING (21335) (ALT).....	1	
- 12	204-001-209-3	..NUT.....	1	
	204-001-225-3	..TUBE ASSY (WHEN EXHAUSTED USE..... 204-001-225-7)	1	
	204-001-225-7	..TUBE ASSY (USE 204-001-225-3 UNTIL..... EXHAUSTED) (WHEN EXHAUSTED USE 204- 001-663-1)	1	
	204-001-663-1	..TUBE ASSY (USE 204-001-225-7 UNTIL..... EXHAUSTED)	1	
- 13	NAS430D8-20	..SPACER.....	1	
- 14	MS24665-151	..PIN, COTTER.....	1	
- 15	204-001-215-7	..TUBE ASSY (USBL ON 204-001-600-7).....	1	
	204-001-617-1	..TUBE ASSY (USBL ON 204-001-600-13).....	1	
- 16	204-001-255-1	..CONNECTOR ASSY (USBL ON 204-001-215-7)....	1	
	204-001-616-1	..CONNECTOR ASSY (USBL ON 204-001-617-1)....	1	
- 17	MS21209F4-20	..INSERT (USBL ON 204-001-616-1).....	2	
- 18	204-001-257-1	..PIN (USBL ON 204-001-616-1).....	1	
- 19	75B22B39-47	..BUSHING (WHEN EXHAUSTED USE 21-022B39-47)	1	
	21-022B39-47	..BUSHING (USE 75B22B39-47 UNTIL EXHAUSTED)	1	
- 20	AN565A428H14	..SCREW (USBL ON 204-001-600-13).....	2	
- 21	204-001-622-5	..WASHER (USBL ON 204-001-600-13).....	1	
- 22	204-001-622-3	..WASHER (USBL ON 204-001-600-13).....	1	
- 23	35Z3E55-44-94	..SHIM (USBL ON 204-001-600-7) (WHEN..... EXHAUSTED USE 120-037E55-44)	1	
	120-037E55-44	..SHIM (USE 35Z3E55-44-94 UNTIL EXHAUSTED)...	1	
- 24	204-001-222-1	..NUT.....	1	
- 25	204-001-212-1	..TUBE ASSY.....	1	
- 26	MS24665-152	..PIN, COTTER.....	1	
- 27	AN320-5	..NUT.....	1	
- 28	AN960-516	..WASHER.....	1	
- 29	MS20364-832	..NUT.....	1	
- 30	AN960PD8	..WASHER.....	1	
- 31	AN525-832R14	..SCREW.....	1	
- 32	204-001-258-1	..SHAFT.....	1	
- 33	35Z1-24-10H94	..SHIM (WHEN EXHAUSTED USE 120-048-24-10)....	1	
	120-048-24-10	..SHIM (USE 35Z1-24-10H94 UNTIL EXHAUSTED)...	1	
	204-001-295-5	..LEVER ASSY.....	1	
- 34	MS24665-151	..PIN, COTTER.....	1	
- 35	AN320-4	..NUT.....	1	
- 36	AN960-416	..WASHER.....	1	
- 37	RR62C	..SPIROLOX (80756).....	1	
- 38	204-001-213-1	..CLEVIS.....	1	
- 39	DW4K2	..BEARING (38443).....	1	
- 40	204-001-295-3	..LEVER.....	1	
- 41	MS20364-428	..NUT.....	1	
- 42	AN960-416	..WASHER.....	1	
- 43	204-001-230-1	..GEAR, PINION.....	1	
- 44	35Z1-20-14H62	..SHIM (WHEN EXHAUSTED USE 120-047-20-14)....	1	
	120-047-20-14	..SHIM (USE 35Z1-20-14H62 UNTIL EXHAUSTED)...	1	

the β phase of the polymer. The β phase is the most important phase in the polymer, as it is the phase that is most responsible for the mechanical properties of the polymer. The β phase is a crystalline phase, and it is the presence of this phase that gives the polymer its high strength and stiffness. The β phase is also the phase that is most responsible for the polymer's high thermal stability. The β phase is a crystalline phase, and it is the presence of this phase that gives the polymer its high strength and stiffness. The β phase is also the phase that is most responsible for the polymer's high thermal stability.

[illegible]

Figure 1. The effect of the concentration of the *Agrobacterium* suspension on the transformation efficiency of *Agrobacterium* strains. The concentration of the *Agrobacterium* suspension was 10⁶ cells/ml (a), 10⁷ cells/ml (b), 10⁸ cells/ml (c), and 10⁹ cells/ml (d). The concentration of the *Agrobacterium* suspension was 10⁶ cells/ml (a), 10⁷ cells/ml (b), 10⁸ cells/ml (c), and 10⁹ cells/ml (d). The concentration of the *Agrobacterium* suspension was 10⁶ cells/ml (a), 10⁷ cells/ml (b), 10⁸ cells/ml (c), and 10⁹ cells/ml (d). The concentration of the *Agrobacterium* suspension was 10⁶ cells/ml (a), 10⁷ cells/ml (b), 10⁸ cells/ml (c), and 10⁹ cells/ml (d).

(1) FIGURE & INDEX NUMBER	(2) PART NUMBER	(3) DESCRIPTION	(4) UNIT PER ASSY	(5) USABLE ON CODE
101 - 45	47-631-216-1	.KFY.....	1	
- 46	204-001-267-1	.DRIVE ASSY.....	1	
- 47	204-001-193-1	.GUIDE.....	1	
- 48	MS20364-1032	.NUT.....	4	
- 49	AN960PD10	.WASHER.....	4	
- 50	LOW4-3L	.WASHER.....	4	
- 51	AN173-13A	.BOLT.....	4	
- 52	204-001-601-1	.HOUSING ASSY (WHEN EXHAUSTED USE..... 204-001-601-5)	1	
	204-001-601-5	.HOUSING ASSY (USE 204-001-601-1 UNTIL..... EXHAUSTED)	1	
- 53	MS171440	.PIN.....	1	
- 54	204-001-234-1	.PIN.....	1	
- 55	MS24665-151	.PIN, COTTER.....	2	
- 56	AN121652	.PIN.....	2	
- 57	204-001-236-1	.LINK ASSY, DRAG.....	1	
- 58	204-001-256-1	.SHOE (WHEN EXHAUSTED USE 204-001-256-5)....	2	
	204-001-256-5	.SHOE (USE 204-001-256-1 UNTIL EXHAUSTED)...	2	
	204-001-195-1	.SUPPORT ASSY.....	1	
- 59	23S3-8A	..SLEEVE (WHEN EXHAUSTED USE 120-012-8A)....	1	
	120-012-8A	..SLEEVE (USE 23S3-8A UNTIL EXHAUSTED).....	1	
	MS27641-8	..BEARING.....	1	
- 60	23S3-4A	..SLEEVE (WHEN EXHAUSTED USE 120-012-4A)....	1	
	120-012-4A	..SLEEVE (USE 23S3-4A UNTIL EXHAUSTED).....	1	
	AN201KP4A	..BEARING.....	1	
- 61	23S3-5A	..SLEEVE (WHEN EXHAUSTED USE 120-012-5A)....	1	
	120-012-5A	..SLEEVE (USE 23S3-5A UNTIL EXHAUSTED).....	1	
	AN201KP5A	..BEARING.....	1	
- 62	204-001-195-5	..SUPPORT.....	1	
- 63	204-001-224-1	..SLEEVE.....	2	
- 64	8545ZZ	..BEARING (38443).....	2	
- 65	204-001-194-3	..ELBOW.....	1	
- 66	204-001-274-1	..LINERS, COLLECTIVE	2	



(1) FIGURE & INDEX NUMBER	(2) PART NUMBER	(3) DESCRIPTION	(4) UNIT PER ASSY	(5) USABLE ON CODE
102 -	204-001-061-017	CONTROLS INSTL, COLLECTIVE PITCH (SEE FIG... 97 FOR BALANCE OF BREAKDOWN) (SEE FIG. 97 FOR NHA)	REF	A
	204-001-061-023	CONTROLS INSTL, COLLECTIVE PITCH (SEE FIG... 97 FOR BALANCE OF BREAKDOWN) (SEE FIG. 97 FOR NHA)	REF	B
	204-001-061-031	CONTROLS INSTL, COLLECTIVE PITCH (SEE FIG... 97 FOR BALANCE OF BREAKDOWN) (SEE FIG. 97 FOR NHA)	REF	C
	204-001-102-001	.SUPPORT ASSY.....	1	D
- 1	MS21042L4	.NUT (AP).....	4	
- 2	NAS1197-416	.WASHER (AP).....	4	
- 3	AN960PD416	.WASHER (AP).....	4	
- 4	AN4-10A	.BOLT (AP).....	4	
- 5	85B7-19-19-18	.BUSHING (WHEN EXHAUSTED USE..... 22-007-19-19-18)	2	
	22-007-19-19-18	.BUSHING (USE 85B7-19-19-18 UNTIL..... EXHAUSTED)	2	
- 6	204-001-102-003	.SUPPORT.....	1	D
	204-001-018-043	.TUBE ASSY.....	1	
- 7	MS24665-151	.PIN, CUTTER (AP).....	1	
- 8	MS17825-4	.NUT (AP).....	1	
- 9	AN960PD416	.WASHER (AP).....	2	
- 10	AN174-20	.BOLT (AP).....	1	
- 11	MS24665-151	.PIN, CUTTER (AP).....	1	
- 12	MS17825-4	.NUT (AP).....	1	
- 13	AN960PD416	.WASHER (AP).....	2	
	AN960PD416L	.WASHER (AP).....	AR	
- 14	AN174-14	.BOLT (AP).....	1	
- 15	204-001-064-001	.BEARING, ROD END.....	1	
- 16	AN316-7R	.NUT.....	1	
	204-001-018-045	.TUBE ASSY.....	1	
	204-001-006-001	.CLEVIS ASSY.....	1	
- 17	85B6-15-23-16	.BUSHING (WHEN EXHAUSTED USE..... 22-006-15-23-16)	2	
	22-006-15-23-16	.BUSHING (USE 85B6-15-23-16 UNTIL..... EXHAUSTED)	2	
	204-001-341-001	.SUPPORT ASSY.....	1	
- 18	MS21042L4	.NUT (AP).....	1	
- 19	AN960PD416	.WASHER (AP).....	2	
- 20	AN174-20A	.BOLT (AP).....	1	
- 21	MS21042L4	.NUT (AP).....	4	
- 22	AN960PD416	.WASHER (AP).....	8	
- 23	AN4-21A	.BOLT (AP).....	4	
- 24	MS21042L4	.NUT (AP).....	3	
- 25	AN960PD416	.WASHER (AP).....	6	
- 26	AN174-17A	.BOLT (AP).....	3	
- 27	MS21042L4	.NUT.....	6	
- 28	AN960PD416	.WASHER.....	6	
- 29	204-001-347-001	.STUD (REPLACED BY 205-001-127-101).....	6	
- 29	205-001-127-101	.STUD (REPLACES 204-001-347-1).....	6	
- 30	MS21042L5	.NUT.....	2	
- 31	AN960PD516	.WASHER.....	2	
- 32	204-001-344-001	.STUD (REPLACED BY 205-001-126-101).....	2	
- 32	205-001-126-101	.STUD (REPLACES 204-001-344-1).....	2	
- 33	75B6B7.5-20.5	.BUSHING (WHEN EXHAUSTED USE 21-006B7.5-20. 5)	3	
	21-006B7.5-20.5	.BUSHING (USE 75B6B7.5-20.5 UNTIL..... EXHAUSTED)	3	
- 34	75B6B7.5-25	.BUSHING (WHEN EXHAUSTED USE 21-006B7.5-25)	1	
	21-006B7.5-25	.BUSHING (USE 75B6B7.5-25 UNTIL EXHAUSTED).	1	
- 35	204-001-341-003	.SUPPORT.....	1	
- 36	NAS679A3	.NUT.....	2	
	AN960PD10L	.WASHER.....	2	
	MS35207-262	.SCREW.....	2	
- 37	AN735D27	.CLAMP.....	1	
- 38	AN735D26	.CLAMP.....	1	
- 39	204-076-410-001	.BOOT ASSY.....	1	
- 40	204-076-412-001	.FLANGE.....	1	

(1) FIGURE & INDEX NUMBER	(2) PART NUMBER	(3) DESCRIPTION	(4) UNIT PER ASSY	(5) USA ON CODE
102 -	204-076-064-011	.CYLINDER ASSY, COLLECTIVE PITCH (WHEN..... EXHAUSTED USE 204-076-070-5) (SEE FIG. 103 FOR DETAIL BREAKDOWN)	1	
	204-076-070-005	.CYLINDER ASSY, COLLECTIVE PITCH (USE 204-.. 076-064-11 UNTIL EXHAUSTED) (SEE FIG. 103 FOR DETAIL BREAKDOWN)	1	
- 41	MS21042L5	.NUT (AP).....	1	
- 42	AN960PD516	.WASHER (AP).....	1	
- 43	MS21042L4	.NUT (AP).....	3	
- 44	AN960PD416	.WASHER (AP).....	3	
- 45	MS24665-151	.PIN, COTTER (AP).....	1	
- 46	MS17825-5	.NUT (AP).....	1	
- 47	AN960-516	.WASHER (AP).....	1	
- 48	AN175-16	.BOLT (AP).....	1	
- 48	NAS1305-240	.BOLT (ALTERNATE) (PART OF KIT, P/N..... 7738689-30)	1	
	7738689-30	KIT, BOLT (98752).....	1	
		NOTE PARTS KIT, FLIGHT CONTROL BOLTS, P/N 7738689-30, NSN 1615-01-059-4487GA MAY BE USED FOR RE- PLACEMENT OF THE TIME CHANGE ROTOR CONTROL BOLTS LISTED IN TO 1H-1(U)F-6.		
		CODING EXPLANATION		
		CODE SERIAL NUMBERS		
		A 63-13141 THRU 63-13165		
		B 64-15476 THRU 65-7924		
		C 65-7925 AND SUBSEQUENT		
		D 63-13141 THRU 64-15501		

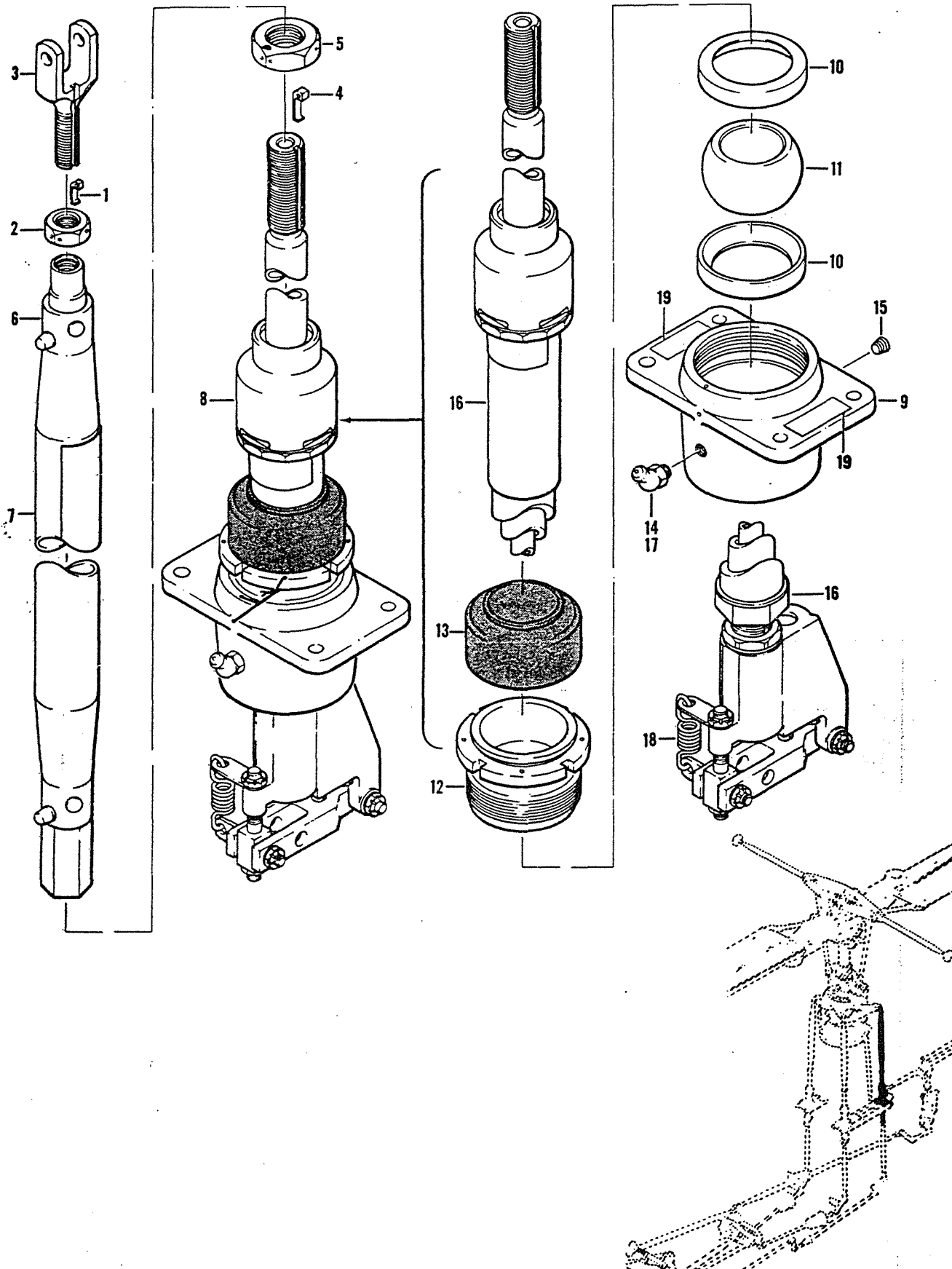


Figure 103. Cylinder Assembly, Collective Pitch Control

(1) FIGURE & INDEX NUMBER	(2) PART NUMBER	(3) DESCRIPTION	(4) UNIT PER ASSY	(5) USABLE ON CODE
103 -	204-076-064-11	CYLINDER ASSY, COLLECTIVE PITCH (WHEN..... EXHAUSTED USE 204-076-070-5) (SEE FIG. 102 FOR NHA)	REF	
	204-076-070-5	CYLINDER ASSY, COLLECTIVE PITCH (USE 204-... 076-064-11 UNTIL EXHAUSTED) (SEE FIG. 102 FOR NHA)	REF	
- 1	NAS559-4	..LOCK.....	1	
- 2	NAS509-9	..NUT.....	1	
- 3	204-076-268-1	..CLEVIS (Replaced by 204-076-268-101)	1	
	204-076-268-101	..CLEVIS (Replaces 204-076-268-001)	1	
- 4	NAS559-6	..LOCK.....	1	
- 5	NAS509-14	..NUT.....	1	
- 6	204-076-267-5	..TUBE ASSY.....	1	
- 7	204-076-245-11	..DECAL (USBL ON 204-076-064-11)	1	
	204-076-319-5	..DECAL (USBL ON 204-076-070-5)	1	
- 8	204-076-064-19	..CYLINDER SUB ASSY (USBL ON 204-076-064-11).....	1	
	204-076-070-7	..CYLINDER SUB ASSY (USBL ON 204-076-070-5)	1	
		(REPLACE WITH 205-076-038-7)		
	205-076-038-7	..CYLINDER SUB ASSY (REPLACES 204-076-070-7).....	1	
	205-076-099-7	..CYLINDER SUB ASSY (REPLACES 205-076-038-7).....	1	
- 9	204-076-201-3	..HOUSING ASSY (USBL ON 204-076-064-19)	1	
	204-076-201-5	..HOUSING ASSY (USBL ON 204-076-070-5).....	1	
- 10	204-076-162-1	..BUSHING SET.....	1	
- 11	204-076-168-1	..BEARING, INNER.....	1	
	KSP6099-1	..BEARING, INNER (50632) (USBL ON	1	
		205-076-099-7)		
- 12	204-076-202-1	..NUT ASSY.....	1	
- 13	204-076-171-1	..BOOT.....	1	
	KSP9046-1	..SHIELD ASSY (50632) (USBL ON.....	1	
		205-076-099-7))		
- 14	MS15001-4	..FITTING (USBL ON 204-076-070-7).....	1	
- 15	1604-129Y	..PLUG (97945) (USBL ON 204-076-070-7).....	1	
- 16	100585-7	..SERVO CYLINDER (81873) (WHEN EXHAUSTED USE 105875) (BHC SPEC 204-076-052-7)	1	
	105875	..SERVO CYLINDER (81873) (USE 100585-7 UNTIL EXHAUSTED) (BHC SPEC 204-076-052-7)	1	
- 17	MS15001-4	..FITTING.....	1	
- 18	204-076-192-1	..SPRING.....	1	
- 19	205-076-386-1	..DECAL (USBL ON 205-076-099-7).....	2	

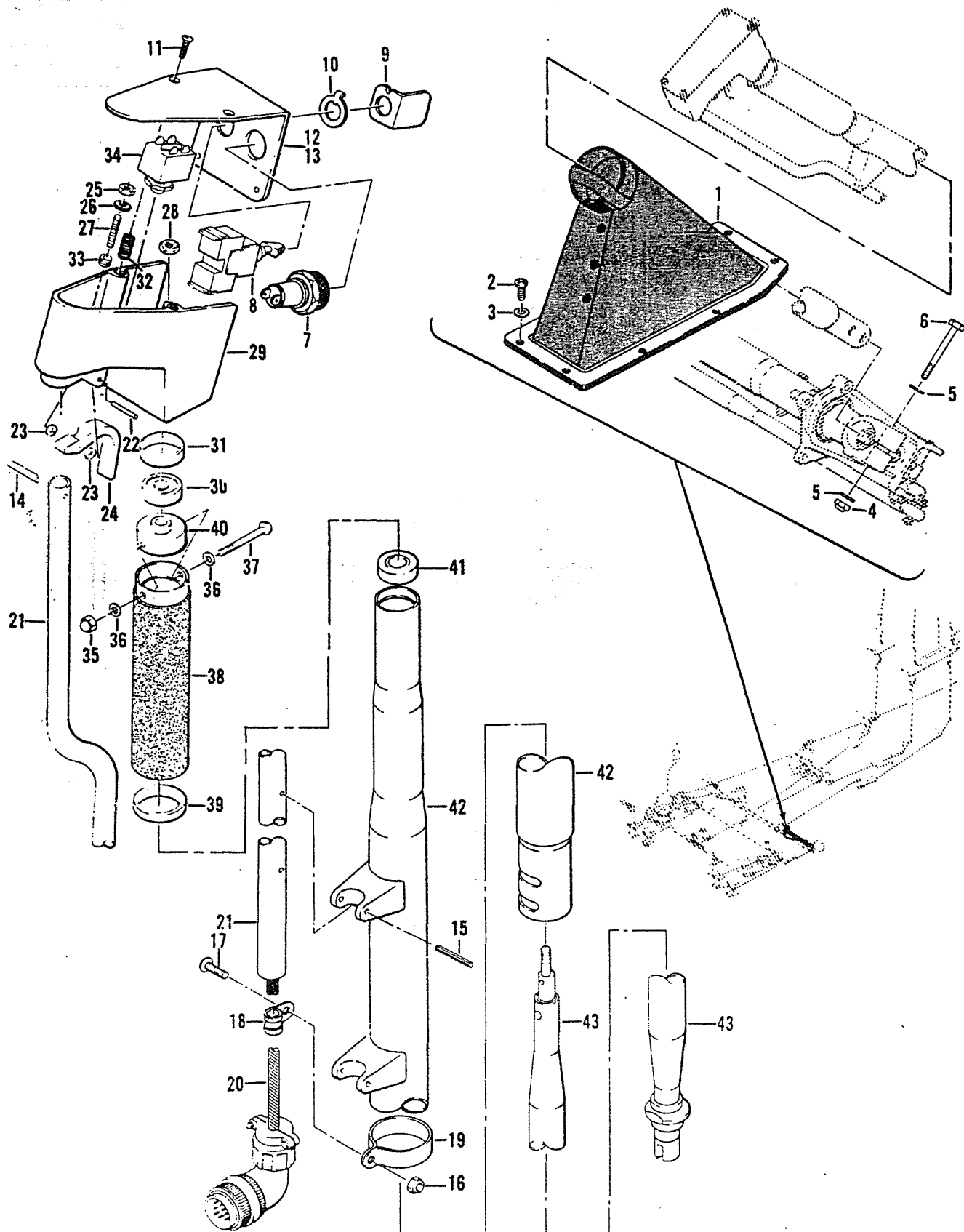


Figure 104. Dual Removable Control Installation (Drive Assembly)

(1) FIGURE & INDEX NUMBER	(2) PART NUMBER	(3) DESCRIPTION	(4) UNIT PER ASSY	(5) USABLE ON CODE
104 -	204-706-001-25	CONTROL INSTL, DUAL REMOVABLE (SEE FIG. 96.. FOR BALANCE OF BREAKDOWN)	REF	
- 1	204-001-268-17	..BOOT ASSY.....	1	
- 2	AN525-10R10	..SCREW (AP).....	7	
- 3	AN960D10L	..WASHER (AP).....	7	
	204-001-620-1	..DRIVE ASSY, STICK AND THROTTLE (WHEN..... EXHAUSTED USE 204-001-620-3)	1	A
	204-001-620-3	..DRIVE ASSY, STICK AND THROTTLE (USE..... 204-001-620-1 UNTIL EXHAUSTED)	1	
	69032260	..DRIVE ASSY, STICK AND THROTTLE (98752).....	1	
- 4	MS21042L4	..NUT (AP).....	2	
- 5	NAS1197-416	..WASHER (AP).....	4	
- 6	AN4-25	..BOLT (AP).....	2	
- 7	C100E2-39	..SWITCH (81640).....	1	
- 8	13AT66	..SWITCH (91929).....	1	
- 9	204-001-379-1	..GUARD (USBL ON 204-001-620-3).....	1	
- 10	MS25081-4	..WASHER (USBL ON 204-001-620-3).....	1	
	204-001-621-5	..COVER ASSY (USBL ON 204-001-620-1).....	1	
	204-001-621-9	..COVER ASSY (USBL ON 204-001-620-3).....	1	
	68C34932-10	..COVER (98752) (REPLACES 204-001-621-5..... AND-9)	1	
- 11	MS24693-50	..SCREW (AP).....	4	
- 12	204-001-614-3	..DECAL (USBL ON 204-001-621-5).....	1	
	204-001-614-5	..DECAL (USBL ON 204-001-621-9).....	1	
- 13	204-001-621-7	..COVER.....	1	
- 14	MS20253P1-82	..PIN, HINGE.....	1	
- 15	MS171503	..PIN.....	2	
- 16	NAS679A3	..NUT.....	1	
- 17	AN525-10R7	..SCREW.....	1	
- 18	MS21919DG6	..CLAMP.....	1	
- 19	AN735-20	..CLAMP.....	1	
	204-175-408-13	..WIRING ASSY.....	1	
- 20	MS3057-12A	..ADAPTER.....	1	
	MS3108R22-14P	..PLUG.....	1	
- 21	204-001-293-1	..TUBE ASSY.....	1	
- 22	MS20253P1-82	..PIN, HINGE.....	1	
- 23	AN960PD2	..WASHER.....	2	
- 24	204-001-273-1	..TRIGGER.....	1	
- 25	AN340-8	..NUT.....	1	
- 26	NAS1197-B	..WASHER.....	1	
- 27	AN565F8-H14	..SET SCREW.....	1	
- 28	NAS679A3	..NUT.....	1	
- 29	204-001-619-1	..BOX ASSY, SWITCH.....	1	
- 30	AN201KP3A	..BEARING.....	1	
- 31	23S3-3A	..SLEEVE (WHEN EXHAUSTED USE 120-012-3A)...	1	
	120-012-3A	..SLEEVE (USE 23S3-3A UNTIL EXHAUSTED).....	1	
- 32	MS122199	..INSERT.....	2	
- 33	MS122119	..INSERT.....	1	
- 34	H20078	..SWITCH, SNAP (81640) (USE H1011 UNTIL..... EXHAUSTED)	1	
	2PB744T	..SWITCH, SNAP (74059) (ALT).....	1	
	2PB744T2	..SWITCH, SNAP (74059) (ALT).....	1	
- 35	22K2-82	..CAP, NUT (72962).....	1	
- 36	AN960PD8L	..WASHER.....	2	
- 37	AN525-832R26	..SCREW.....	1	
- 38	204-001-271-1	..GRIP ASSY.....	1	
- 39	204-001-606-1	..BEARING.....	1	
- 40	204-001-201-1	..RING.....	1	
	204-001-612-1	..STICK ASSY.....	1	
- 41	MS20201KP6A	..BEARING.....	1	
- 42	204-001-206-3	..STICK.....	1	
- 43	204-001-205-1	..TUBE ASSY, THROTTLE CONTROL (WHEN..... EXHAUSTED USE 204-001-661-1)	1	
	204-001-661-1	..TUBE ASSY, THROTTLE CONTROL (USE 204-001- 205-1 UNTIL EXHAUSTED)	1	
		CODING EXPLANATION		
		CODE SERIAL NUMBERS		
		A 63-13141 THRU 66-1222		

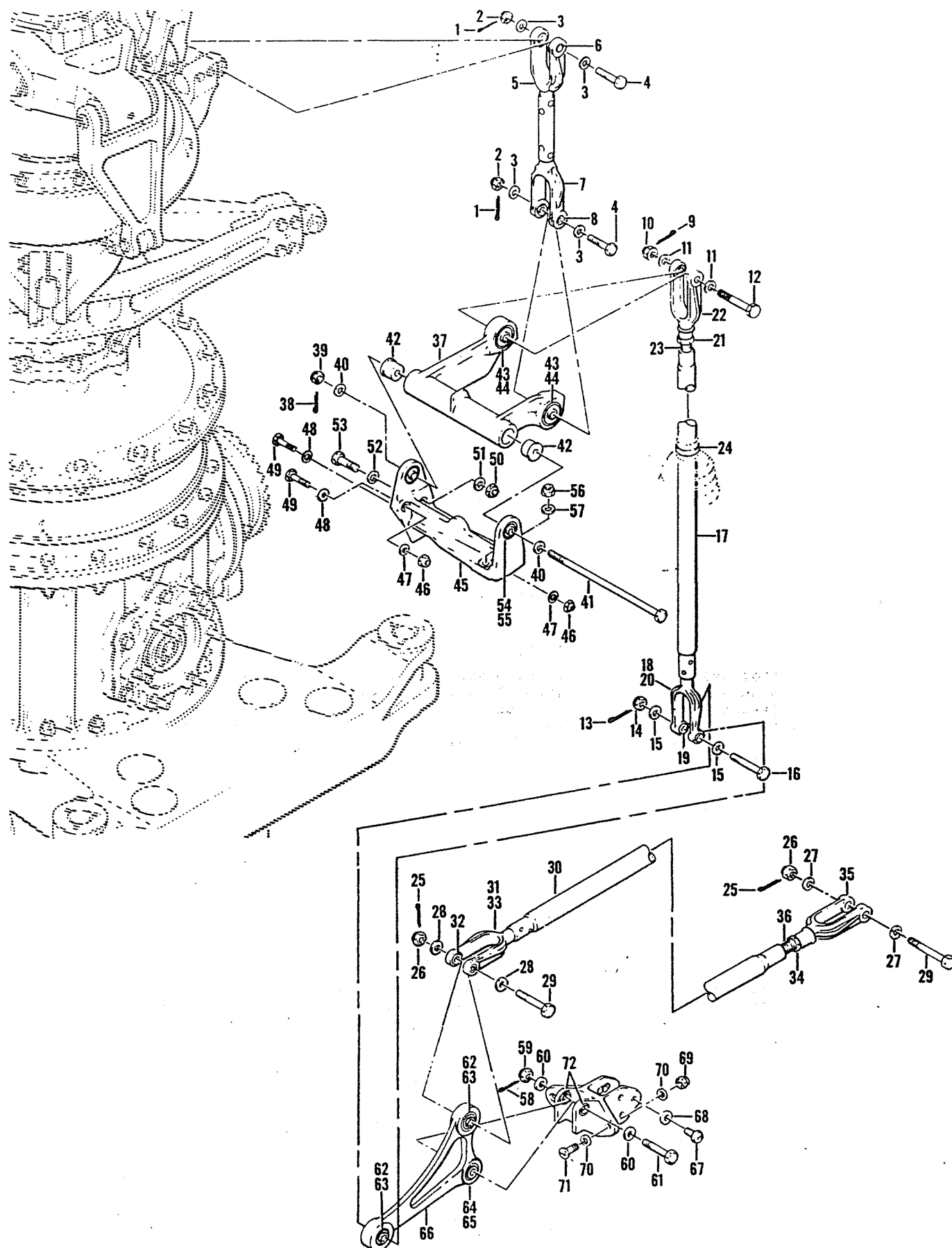


Figure 105. Control Installation, Synchronized Elevator Forward

(1) FIGURE & INDEX NUMBER	(2) PART NUMBER	(3) DESCRIPTION	(4) UNIT PER ASSY	(5) USABLE ON CODE
105 -	204-200-021-1	SECTION ASSY, HELICOPTER FWD (SEE FIG. 58,.. 60, 62, 64, 66, 67, 75, 78, 79, 80, 81, 83, 88, 97, 106, 109, 117, 127, 128, 135, 152 AND 183 FOR BALANCE OF BREAKDOWN)	REF	A
	204-200-021-5	SECTION ASSY, HELICOPTER FWD (SEE FIG. 58,.. 60, 62, 64, 66, 67, 75, 78, 79, 80, 81, 83, 88, 97, 106, 109, 117, 127, 128, 135, 152 AND 183 FOR BALANCE OF BREAKDOWN)	REF	B
	204-200-021-7	SECTION ASSY, HELICOPTER FWD (SEE FIG. 58,.. 60, 62, 64, 66, 67, 75, 78, 79, 80, 81, 83, 88, 97, 106, 109, 117, 127, 128, 135, 152 AND 183 FOR BALANCE OF BREAKDOWN)	REF	C
	204-200-021-3	SECTION ASSY, HELICOPTER FWD (SEE FIG. 58,.. 60, 62, 64, 66, 67, 75, 78, 79, 80, 81, 83, 88, 97, 106, 109, 117, 127, 128, 135, 152 AND 183 FOR BALANCE OF BREAKDOWN)	REF	D
	204-200-021-11	SECTION ASSY, HELICOPTER FWD (SEE FIG. 58,.. 60, 62, 64, 66, 67, 75, 77, 78, 79, 80, 81, 83, 88, 97, 106, 109, 117, 127, 128, 135, 152 AND 183 FOR BALANCE OF BREAKDOWN)	REF	E
	204-200-021-13	SECTION ASSY, HELICOPTER FWD (SEE FIG. 58,.. 60, 62, 64, 66, 67, 75, 77, 78, 79, 80, 81, 83, 88, 97, 106, 109, 117, 127, 128, 135, 152 AND 183 FOR BALANCE OF BREAKDOWN)	REF	F
	204-200-021-15	SECTION ASSY, HELICOPTER FWD (SEE FIG. 58,.. 60, 62, 64, 66, 67, 75, 77, 78, 79, 80, 81, 83, 88, 97, 106, 109, 117, 127, 128, 135, 152 AND 183 FOR BALANCE OF BREAKDOWN)	REF	G
	204-200-021-17	SECTION ASSY, HELICOPTER FWD (SEE FIG. 58,.. 60, 62, 64, 66, 67, 75, 77, 78, 79, 80, 81, 83, 88, 97, 106, 109, 117, 127, 128, 135, 152 AND 183 FOR BALANCE OF BREAKDOWN)	REF	H
	204-200-021-19	SECTION ASSY, HELICOPTER FWD (SEE FIG. 58,.. 60, 62, 64, 65, 66, 67, 75, 77, 78, 79, 80, 81, 83, 88, 97, 106, 109, 117, 127, 128, 129, 136, 152, 155, 183 AND 214 FOR BALANCE OF BREAKDOWN)	REF	J
	204-001-067-1	..CONTROL INSTL, FORWARD ELEVATOR.....	1	
	204-001-957-1	..TUBE ASSY.....	1	
- 1	MS24665-153	..PIN, COTTER (AP).....	2	
- 2	MS17825-5	..NUT (AP).....	2	
- 3	AN960PD516	..WASHER (AP).....	4	
- 4	AN175-20	..BOLT (AP).....	2	
- 5	204-001-053-1	...CLEVIS ASSY.....	1	
- 6	204-001-054-1BUSHING.....	2	
- 7	204-001-959-1	...CLEVIS ASSY.....	1	
- 8	204-001-960-1BUSHING.....	2	
	204-001-961-1	..TUBE ASSY.....	1	
- 9	MS24665-153	..PIN, COTTER (AP).....	1	
- 10	MS17825-5	..NUT (AP).....	1	
- 11	AN960-516	..WASHER (AP).....	2	
- 12	AN175-20	..BOLT (AP).....	1	
- 13	MS24665-151	..PIN, COTTER (AP).....	1	
- 14	MS17825-4	..NUT (AP).....	1	
- 15	AN960PD416	..WASHER (AP).....	2	
- 16	AN174-20	..BOLT (AP).....	1	
- 17	204-001-961-3	..TUBE ASSY.....	1	
- 18	204-001-006-1	...CLEVIS ASSY.....	1	
- 19	85B6-15-23-16BUSHING (WHEN EXHAUSTED USE..... 22-006-15-23-16)	2	
	22-006-15-23-16BUSHING (USE 85B6-15-23-16 UNTIL..... EXHAUSTED)	2	
- 20	204-001-006-3CLEVIS.....	1	
- 21	AN316-7RNUT.....	1	
- 22	204-001-958-1CLEVIS.....	1	
- 23	80-002-2INSERT.....	1	
- 24	AN737TW44	..CLAMP.....	1	
	204-001-072-1	..TUBE ASSY.....	1	
- 25	MS24665-151	..PIN, COTTER (AP).....	2	

Section II
Group Assembly Parts List

T.O. 1H-1(U)F-4

(1) FIGURE & INDEX NUMBER	(2) PART NUMBER	(3) DESCRIPTION	(4) UNIT PER ASSY	(5) USABLE ON CODE
105 - 26	MS17825-4	..NUT (AP).....	2	
- 27	AN960-416	..WASHER (AP).....	2	
- 28	AN960PD416	..WASHER (AP).....	2	
- 29	AN174-20	..BOLT (AP).....	2	
- 30	204-001-072-3	...TUBE ASSY.....	1	
- 31	204-001-006-1	...CLEVIS ASSY.....	1	
- 32	85B6-15-23-16BUSHING (WHEN EXHAUSTED USE..... 22-006-15-23-16)	2	
	22-006-15-23-16BUSHING (USE 85B6-15-23-16 UNTIL..... EXHAUSTED)	2	
- 33	204-001-006-3CLEVIS.....	1	
- 34	AN316-7RNUT.....	1	
- 35	204-001-007-1CLEVIS, MACH.....	1	
- 36	80-002-2INSERT.....	1	
- 37	204-001-963-1	..BELLCRANK ASSY.....	1	
- 38	MS24665-153	..PIN, COTTER (AP).....	1	
- 39	MS17825-5	..NUT (AP).....	1	
- 40	AN960-516	..WASHER (AP).....	2	
- 41	AN175-74	..BOLT (AP).....	1	
- 42	85B12-19-40-28	...BUSHING (WHEN EXHAUSTED USE..... 22-012-19-40-28)	2	
	22-012-19-40-28	...BUSHING (USE 85B12-19-40-28 UNTIL..... EXHAUSTED)	2	
- 43	AN206DSP5	...BEARING.....	2	
- 44	23S4-5A	...SLEEVE (WHEN EXHAUSTED USE 120-013-5A)...	2	
	120-013-5A	...SLEEVE (USE 23S4-5A UNTIL EXHAUSTED).....	2	
- 45	204-001-954-1	..SUPPORT ASSY.....	1	
- 46	MS21042L4	..NUT (AP).....	2	
- 47	AN960PD416	..WASHER (AP).....	2	
- 48	NAS1197-416	..WASHER (AP).....	2	
- 49	AN174-11A	..BOLT (AP).....	2	
- 50	MS21042L5	..NUT (AP).....	1	
- 51	AN960PD516	..WASHER (AP).....	1	
- 52	NAS1197-516	..WASHER (AP).....	1	
- 53	AN175-11A	..BOLT (AP).....	1	
- 54	MS27641-5	...BEARING.....	2	
- 55	23S3-5A	...SLEEVE (WHEN EXHAUSTED USE 120-012-5A)...	2	
	120-012-5A	...SLEEVE (USE 23S3-5A UNTIL EXHAUSTED).....	2	
- 56	MS21042L5	..NUT.....	2	
- 57	AN960PD516	..WASHER.....	2	
	204-001-942-1	..BELLCRANK ASSY.....	1	
- 58	MS24665-151	..PIN, COTTER (AP).....	1	
- 59	MS17825-4	..NUT (AP).....	1	
- 60	AN960PD416	..WASHER (AP).....	2	
- 61	AN174-17	..BOLT (AP).....	1	
- 62	AN206DSP4	...BEARING.....	2	
- 63	23S4-4A	...SLEEVE (WHEN EXHAUSTED USE 120-013-4A)...	2	
	120-013-4A	...SLEEVE (USE 23S4-4A UNTIL EXHAUSTED).....	2	
- 64	DW4	...BEARING (21335).....	1	
		(ALTERNATE PART)		
	DW4K	...BEARING (21335).....	1	
- 65	23S6-4KA	...SLEEVE (WHEN EXHAUSTED USE 120-015-4KA)...	1	
	120-015-4KA	...SLEEVE (USE 23S6-4KA UNTIL EXHAUSTED).....	1	
- 66	204-001-942-3	..BELLCRANK.....	1	
	204-001-945-1	..SUPPORT ASSY.....	1	
- 67	AN525-10R10	..SCREW (AP).....	6	
- 68	AN960PD10	..WASHER (AP).....	6	
- 69	NAS679A3	..NUT (AP).....	2	
- 70	AN960PD10	..WASHER (AP).....	4	
- 71	AN525-10R11	..SCREW (AP).....	2	
- 72	85B6-15-15-16	...BUSHING (WHEN EXHAUSTED USE..... 22-006-15-15-16)	2	
	22-006-15-15-16	...BUSHING (USE 85B6-15-15-16 UNTIL..... EXHAUSTED)	2	
		CODING EXPLANATION		
		CODE SERIAL NUMBERS		

(1) FIGURE & INDEX NUMBER	(2) PART NUMBER	(3) DESCRIPTION	(4) UNIT PER ASSY	(5) USABLE ON CODE
105 -		A 63-13141 THRU 63-13142 B 63-13143 THRU 63-13145 C 63-13146 THRU 63-13165 D 64-15476 THRU 65-7924 E 65-7925 THRU 65-7938 F 65-7939 THRU 65-7942 G 65-7943 THRU 66-1222 H 66-1223 THRU 66-1224 J 66-1225 AND SUBSEQUENT		

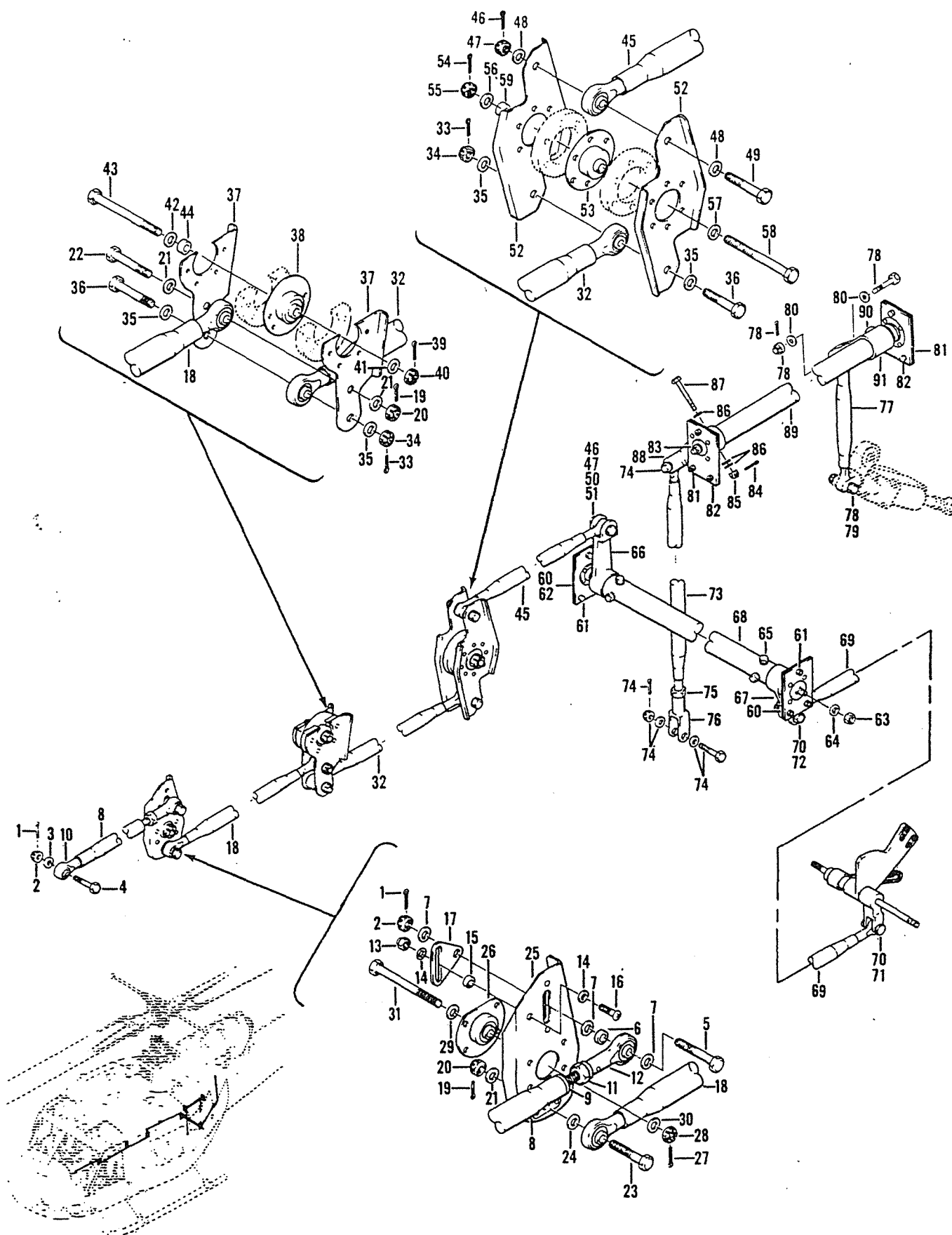


Figure 106. Control Installation, Power Lever

(1) FIGURE & INDEX NUMBER	(2) PART NUMBER	(3) DESCRIPTION	(4) UNIT PER ASSY	(5) USABLE ON CODE
106 -	204-200-021-1	SECTION ASSY, HELICOPTER FWD (SEE FIG. 58,... 60, 62, 64, 66, 67, 75, 78, 79, 80, 81, 83, 88, 97, 105, 109, 117, 127, 128, 135, 152 AND 183 FOR BALANCE OF BREAKDOWN)	REF	A
	204-200-021-5	SECTION ASSY, HELICOPTER FWD (SEE FIG. 58,... 60, 62, 64, 66, 67, 75, 78, 79, 80, 81, 83, 88, 97, 105, 109, 117, 127, 128, 135, 152 AND 183 FOR BALANCE OF BREAKDOWN)	REF	B
	204-200-021-7	SECTION ASSY, HELICOPTER FWD (SEE FIG. 58,... 60, 62, 64, 66, 67, 75, 78, 79, 80, 81, 83, 88, 97, 105, 109, 117, 127, 128, 135, 152 AND 183 FOR BALANCE OF BREAKDOWN)	REF	C
	204-200-021-3	SECTION ASSY, HELICOPTER FWD (SEE FIG. 58,... 60, 62, 64, 66, 67, 75, 78, 79, 80, 81, 83, 88, 97, 105, 109, 117, 127, 128, 135, 152 AND 183 FOR BALANCE OF BREAKDOWN)	REF	D
	204-200-021-11	SECTION ASSY, HELICOPTER FWD (SEE FIG. 58,... 60, 62, 64, 66, 67, 75, 77, 78, 79, 80, 81, 83, 88, 97, 105, 109, 117, 127, 128, 135, 152 AND 183 FOR BALANCE OF BREAKDOWN)	REF	E
	204-200-021-13	SECTION ASSY, HELICOPTER FWD (SEE FIG. 58,... 60, 62, 64, 66, 67, 75, 77, 78, 79, 80, 81, 83, 88, 97, 105, 109, 117, 127, 128, 135, 152 AND 183 FOR BALANCE OF BREAKDOWN)	REF	F
	204-200-021-15	SECTION ASSY, HELICOPTER FWD (SEE FIG. 58,... 60, 62, 64, 66, 67, 75, 77, 78, 79, 80, 81, 83, 88, 97, 105, 109, 117, 127, 128, 135, 152 AND 183 FOR BALANCE OF BREAKDOWN)	REF	G
	204-200-021-17	SECTION ASSY, HELICOPTER FWD (SEE FIG. 58,... 60, 62, 64, 66, 67, 75, 77, 78, 79, 80, 81, 83, 88, 97, 105, 109, 117, 127, 128, 135, 152 AND 183 FOR BALANCE OF BREAKDOWN)	REF	H
	204-200-021-19	SECTION ASSY, HELICOPTER FWD (SEE FIG. 58,... 60, 62, 64, 65, 66, 67, 75, 77, 78, 79, 80, 81, 83, 88, 97, 105, 109, 117, 127, 128, 129, 136, 152, 155 183 AND 214 FOR BALANCE OF BREAKDOWN)	REF	J
	204-062-700-1	.CONTROL INSTL, POWER LEVER, ENGINE FUEL.... (SEE FIG. 107 AND 108 FOR BALANCE OF BREAKDOWN)	1	K
	204-062-700-3	.CONTROL INSTL, POWER LEVER, ENGINE FUEL.... (SEE FIG. 107 AND 108 FOR BALANCE OF BREAKDOWN)	1	L
	204-060-740-19	..TUBE ASSY (WHEN EXHAUSTED USE..... 204-061-716-1)	1	M
	204-061-716-1	..TUBE ASSY (USE 204-060-740-19 UNTIL..... EXHAUSTED)	1	
- 1	MS24665-152	..PIN (AP).....	2	
- 2	AN320-3	..NUT (AP).....	2	
- 3	AN960PD10L	..WASHER (AP).....	1	
- 4	AN173-10	..BOLT (AP).....	1	
- 5	AN173-12	..BOLT (AP).....	1	
- 6	NAS43DD3-10	..SPACER (AP).....	1	
- 7	AN960PD10	..WASHER (AP).....	3	
- 8	204-060-740-21	...TUBE ASSY (USBL ON 204-060-740-19).....	1	M
	204-061-716-3	...TUBE ASSY (USBL ON 204-061-716-1).....	1	
- 9	AN490HT8PROD END.....	1	
- 10	RE357ROD END (21335) (USBL ON 204-060-740-19)	1	
- 11	AN316-4RNUT.....	1	
	AN960PD416WASHER (USBL ON 204-061-716-1).....	1	
- 12	AN951REB3NROD END (USBL ON 204-060-740-19).....	1	M
	204-061-717-1BEARING (USBL ON 204-061-716-1).....	1	
- 13	MS21042L04NUT.....	2	
- 14	AN960PD4WASHER.....	2	
- 15	NAS43DD-0-14SPACER.....	1	
- 16	MS35206-217SCREW.....	1	
- 17	205-060-771-1PLATE.....	1	
- 18	204-060-719-45TURE ASSY.....	1	
- 19	MS24665-152PIN (AP).....	2	

Section II
Group Assembly Parts List

T.O. 1H-1(U)F-4

(1) FIGURE & INDEX NUMBER	(2) PART NUMBER	(3) DESCRIPTION	(4) UNIT PER ASSY	(5) USABLE ON CODE
106 - 20	AN320-3	..NUT (AP).....	2	
- 21	AN960PD10L	..WASHER (AP).....	3	
- 22	AN173-7	..BOLT (AP).....	1	
- 23	AN173-11	..BOLT (AP).....	1	
- 24	AN960PD10	..WASHER.....	1	
- 25	204-061-708-1	..BELLCRANK ASSY.....	1	
- 26	AN218P4	..BEARING.....	1	
- 27	MS24665-153	..PIN.....	1	
- 28	AN320-4	..NUT.....	1	
- 29	AN960PD616	..WASHER.....	1	
- 30	AN960PD416L	..WASHER.....	1	
- 31	AN174-25	..BOLT.....	1	
- 32	204-060-719-37	..TUBE ASSY.....	1	
- 33	MS24665-152	..PIN (AP).....	2	
- 34	AN320-3	..NUT (AP).....	2	
- 35	AN960PD10L	..WASHER (AP).....	4	
- 36	AN173-7	..BOLT (AP).....	2	
- 37	204-060-731-1	..BELLCRANK ASSY.....	1	
- 38	AN218P4	..BEARING.....	1	
- 39	MS24665-153	..PIN.....	1	
- 40	AN320-4	..NUT.....	1	
- 41	AN960PD616	..WASHER.....	1	
- 42	AN960PD416L	..WASHER.....	1	
- 43	AN174-25	..BOLT.....	1	
- 44	NAS43DD4-13	..SPACER.....	1	
- 45	204-060-719-39	..TUBE ASSY.....	1	
- 46	MS24665-152	..PIN (AP).....	2	
- 47	AN320-3	..NUT (AP).....	2	
- 48	AN960PD10L	..WASHER (AP).....	2	
- 49	AN173-7	..BOLT (AP).....	1	
- 50	NAS1197-10L	..WASHER (AP).....	2	
- 51	AN173-11	..BOLT (AP).....	1	
- 52	204-060-732-1	..BELLCRANK.....	1	
- 53	AN218P4	..BEARING.....	1	
- 54	MS24665-153	..PIN.....	1	
- 55	AN320-4	..NUT.....	1	
- 56	AN960PD616	..WASHER.....	1	
- 57	AN960PD416L	..WASHER.....	1	
- 58	AN174-25	..BOLT.....	1	
- 59	NAS43DD4-13	..SPACER.....	1	
- 60	204-060-712-1	..SUPPORT ASSY.....	2	
- 61	NAS679A3	..NUT.....	6	
	AN960PD10L	..WASHER.....	12	
	AN3-4A	..BOLT.....	6	
- 62	204-060-799-1	..SHIM.....	5	
	204-060-705-9	..TORQUE ASSY (WHEN EXHAUSTED USE..... 204-060-705-17)	1	N
	204-060-705-17	..TORQUE ASSY (USE 204-060-705-9 UNTIL..... EXHAUSTED)	1	
- 63	MS21042L4	..NUT (USE WITH 204-060-705-9 ONLY) (AP)....	1	
- 64	AN960PD416L	..WASHER (USE WITH 204-060-705-9 ONLY) (AP)....	1	
- 65	MS20364-1032	..NUT.....	4	
	AN960PD10	..WASHER.....	4	
	AN173-14A	..BOLT.....	4	
- 66	204-060-705-3	..LEVER (USBL ON 204-060-705-9).....	1	N
	204-060-705-13	..LEVER (USBL ON 204-060-705-17).....	1	
- 67	204-060-705-5	..LEVER (USBL ON 204-060-705-9).....	1	N
	204-060-705-15	..LEVER (USBL ON 204-060-705-17).....	1	
- 68	204-060-705-11	..TUBE.....	1	
- 69	204-062-747-19	..TUBE ASSY.....	1	
- 70	MS24665-152	..PIN (AP).....	2	
	AN320-3	..NUT (AP).....	2	
	AN173-11	..BOLT (AP).....	2	
- 71	NAS1197-10L	..WASHER (AP).....	2	
- 72	AN960PD10	..WASHER (AP).....	2	
- 73	204-060-753-25	..TUBE ASSY.....	1	
- 74	MS24665-152	..PIN.....	2	
- 74	AN320-3	..NUT.....	2	
- 74	AN960PD10L	..WASHER.....	4	

(1) FIGURE & INDEX NUMBER	(2) PART NUMBER	(3) DESCRIPTION	(4) UNIT PER ASSY	(5) USABLE ON CODE
106 - 74	AN173-11	..BOLT.....	2	
- 75	AN316-5R	..NUT.....	1	
- 76	204-060-747-1	..CLEVIS.....	1	
- 77	204-062-735-1	..TUBE ASSY.....	1	
- 78	MS24665-152	..PIN (AP).....	2	
	AN320-3	..NUT (AP).....	2	
	AN173-11	..BOLT (AP).....	2	
- 79	AN960PD10	..WASHER (AP).....	2	
- 80	AN960PD10L	..WASHER (AP).....	2	
- 81	204-060-712-1	..SUPPORT ASSY.....	2	
- 82	NAS679A3	..NUT.....	6	
	AN960PD10L	..WASHER.....	6	
	AN3-4A	..BOLT.....	6	
- 83	MS21042L4	..NUT.....	1	
	AN960PD416	..WASHER.....	1	
	AN960C416	..WASHER.....	2	
- 84	MS24665-152	..PIN.....	1	
- 85	AN320-3	..NUT.....	1	
- 86	AN960PD10L	..WASHER.....	3	
- 87	AN173-14	..BOLT.....	1	
- 88	204-061-714-1	..BELLCRANK.....	1	
- 89	204-061-712-7	..TUBE ASSY, TORQUE.....	1	
- 90	MS20470A4-19	..RIVET.....	1	
- 91	204-061-714-3	..BELLCRANK.....	1	
		CODING EXPLANATION		
		CODE SERIAL NUMBERS		
		A 63-13141 THRU 63-13142		
		B 63-13143 THRU 63-13145		
		C 63-13146 THRU 63-13165		
		D 64-15476 THRU 65-7924		
		E 65-7925 THRU 75-7938		
		F 65-7939 THRU 65-7942		
		G 65-7943 THRU 66-1222		
		H 66-1223 THRU 66-1224		
		J 66-1225 AND SUBSEQUENT		
		K 63-13141 THRU 63-13143		
		L 63-13144 AND SUBSEQUENT		
		M 63-13141 THRU 64-15501		
		N 63-13141 THRU 63-13165		

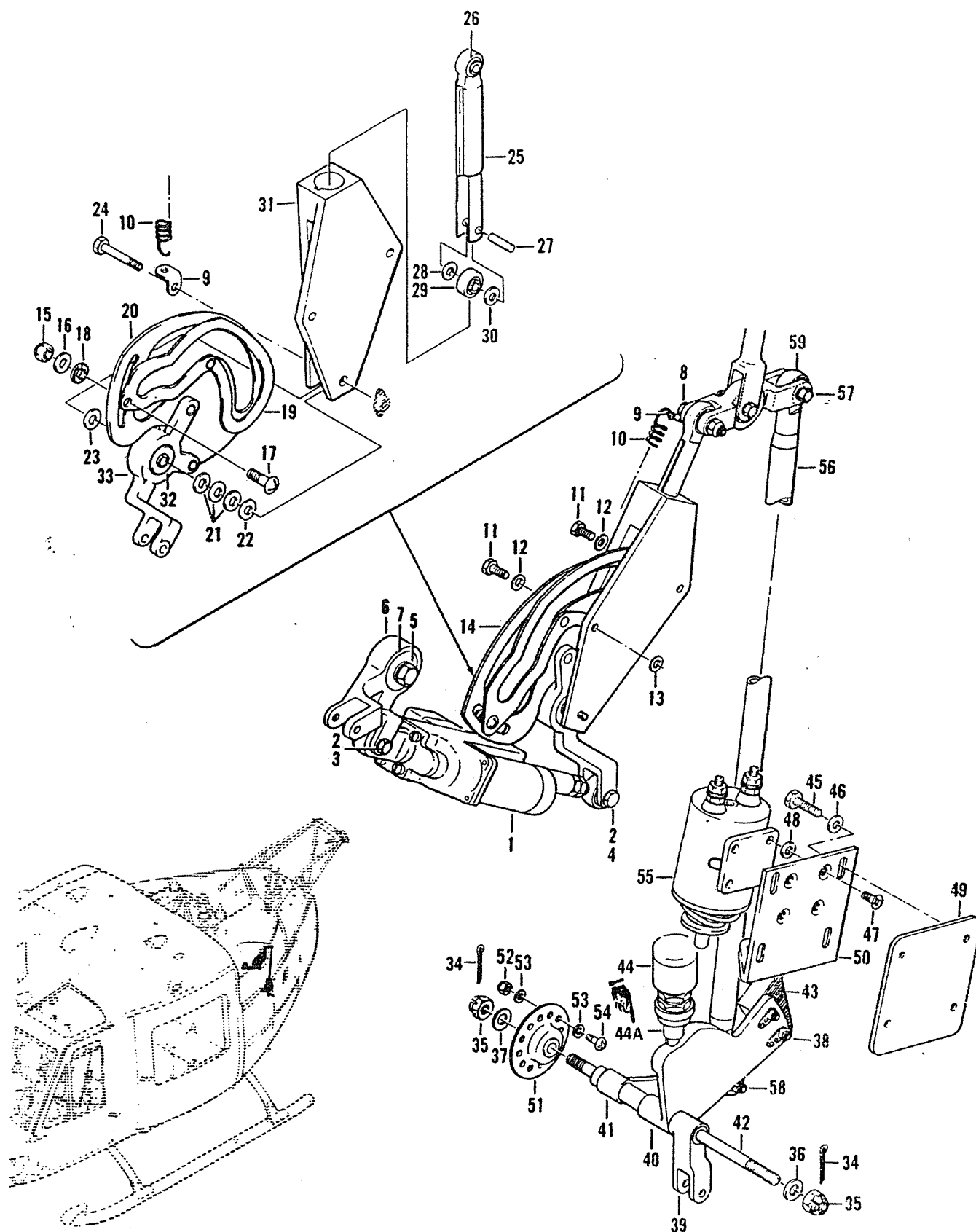


Figure 107. Control Installation, Power Lever, Engine Fuel

(1) FIGURE & INDEX NUMBER	(2) PART NUMBER	(3) DESCRIPTION	(4) UNIT PER ASSY	(5) USABLE ON CODE
107 -	204-062-700-1	CONTROL INSTL, POWER LEVER, ENGINE FUEL (SEE FIG. 106 AND 108 FOR BALANCE OF BREAKDOWN) (SEE FIG. 106 FOR NHA)	REF	A
	204-062-700-3	CONTROL INSTL, POWER LEVER, ENGINE FUEL (SEE FIG. 106 AND 108 FOR BALANCE OF BREAKDOWN) (SEE FIG. 106 FOR NHA)	REF	B
- 1	541380-2-1	.ACTUATOR (70210) (WHEN EXHAUSTED USE..... 541380-3-1)	1	
	541380-3-1	.ACTUATOR (70210) (BHT SPECIFICATION CONTROL DRAWING 204-062-740-1) (USE 541380-2-1 UNTIL EXHAUSTED)	1	
- 2	MS24665-152	.PIN (AP).....	2	
	AN320-3	.NUT (AP).....	2	
	AN960PD10	.WASHER (AP).....	4	
- 3	AN173-10	.BOLT (AP).....	1	
- 4	AN173-11	.BOLT (AP).....	1	
	204-062-736-5	.BELLCRANK ASSY.....	1	
- 5	AN174-11A	.BOLT (AP).....	1	
	AN960PD416	.WASHER (AP).....	2	
- 6	204-062-736-7	.BELLCRANK.....	1	
- 7	AN207DPP4	.BEARING.....	1	
	204-062-748-5	.CAM BOX ASSY.....	1	
- 8	MS24665-152	.PIN.....	1	
	AN320-3	.NUT.....	1	
	AN960PD10L	.WASHER.....	2	
	AN173-11	.BOLT.....	1	
- 9	AN743P12	.BRACKET (USBL ON 204-062-700-3).....	2	
- 10	204-062-733-1	.SPRING.....	1	B
- 11	AN3-4A	.BOLT.....	2	
- 12	AN960C10L	.WASHER.....	2	
- 13	AN960PD10	.WASHER.....	2	
- 14	204-062-748-11	.CAM ASSY.....	1	
- 15	NAS679A3	.NUT.....	1	
- 16	AN960PD10	.WASHER.....	1	
- 17	MS35191-273	.BOLT.....	1	
- 18	204-060-784-1	.LOCKWASHER.....	1	
- 19	204-062-750-1	.CAM (WHEN EXHAUSTED USE 204-062-750-3)...	1	
	204-062-750-3	.CAM (USE 204-062-750-1 UNTIL EXHAUSTED)...	1	
- 20	204-062-776-3	.CAM (WHEN EXHAUSTED USE 204-062-776-5)...	1	
	204-062-776-5	.CAM (USE 204-062-776-3 UNTIL EXHAUSTED)...	1	
- 21	120-006C16F6	.SHIM.....	3	
- 22	AN960PD10	.WASHER.....	1	
- 23	120-007C16E6	.SHIM.....	1	
- 24	AN173-13A	.BOLT.....	1	
- 25	204-062-791-1	.SLIDER ASSY.....	1	
- 26	AN201KP3A	.BEARING.....	1	
- 27	204-060-785-1	.PIN.....	1	
- 28	AN960C10L	.WASHER.....	1	
- 29	AN201KP3A	.BEARING.....	1	
- 30	120-008C16E	.SHIM.....	1	
- 31	204-062-782-1	.HOUSING.....	1	
	204-062-738-5	.BELLCRANK ASSY.....	1	
- 32	AN207DPP3	.BEARING.....	1	
- 33	204-062-738-7	.BELLCRANK.....	1	
	204-062-799-3	.BELLCRANK ASSY.....	1	
- 34	MS24665-153	.PIN (AP).....	2	
- 35	AN320-4	.NUT (AP).....	2	
- 36	AN960PD416	.WASHER (AP).....	1	
- 37	AN960PD416L	.WASHER (AP).....	1	
- 38	AN3-7A	.BOLT.....	2	
	204-060-796-1	.WASHER.....	2	
- 39	204-062-793-1	.CLEVIS.....	1	
- 40	204-062-797-5	.PLATE ASSY.....	1	
- 41	204-062-752-1	.LEVER.....	1	
- 42	204-062-789-1	.ROD.....	1	
- 43	204-062-796-1	.STOP.....	1	A
	204-062-796-3	.STOP.....	1	B
	120-008C14E7	.SHIM.....	2	
- 44	21EN51-6	.SWITCH (91929).....	1	
-44A	15PA137	.CLIP.....	1	

(1) FIGURE & INDEX NUMBER	(2) PART NUMBER	(3) DESCRIPTION	(4) UNIT PER ASSY	(5) USABLE ON CODE
107 -	204-060-797-1	.BRACKET ASSY (WHEN EXHAUSTED USE..... 204-060-797-5)	1	
- 45	AN3-5A	.BOLT (AP).....	4	
- 46	AN960PD10L	.WASHER (AP).....	4	
- 47	MS24694-46	.SCREW (AP).....	4	
- 48	3523-12-7-21	.SHIM (WHEN EXHAUSTED USE 120-031-12-7).....	4	
	120-031-12-7	.SHIM (USE 3523-12-7-21 UNTIL EXHAUSTED)....	4	
- 49	205-060-772-1	.BASE.....	1	
- 50	8587820-12-18	..BUSHING (WHEN EXHAUSTED USE..... 22-007820-12-8)	1	
	22-007820-12-8	..BUSHING (USE 8587820-12-18 UNTIL..... EXHAUSTED)	1	
	204-060-797-3	..BRACKET.....	1	
- 51	MS20218-1	.BEARING.....	1	
- 52	MS21042L06	.NUT (AP).....	5	
- 53	AN960PD6	.WASHER (AP).....	10	
- 54	MS35206-228	.SCREW (AP).....	5	
- 55	204-060-775-1	.SOLENOID (WHEN EXHAUSTED USE 5447, A900 OR. L2540)	1	
	5447	.SOLENOID (07797) (USE 204-060-775-1 UNTIL.. EXHAUSTED) (ALT)	1	
	A900	.SOLENOID (81823) (USE 204-060-775-1 UNTIL.. EXHAUSTED) (ALT)	1	
	L2540	.SOLENOID (81983) (USE 204-060-775-1 UNTIL.. EXHAUSTED) (ALT)	1	
- 56	204-062-788-3	.TUBE ASSY.....	1	
- 57	MS24665-152	.PIN (AP).....	1	
	AN320-3	.NUT (AP).....	1	
	AN960PD106	.WASHER (AP).....	2	
	AN173-11	.BOLT (AP).....	1	
- 58	MS24665-152	.PIN (AP).....	1	
	AN320-3	.NUT (AP).....	1	
	AN960-10L	.WASHER (AP).....	2	
	204-060-796-1	.WASHER (AP).....	1	
	AN23-17	.BOLT (AP).....	1	
- 59	RE3S7	..BEARING (21335).....	2	
		CODING EXPLANATION		
		CODE SERIAL NUMBERS		
		A 63-13141 THRU 63-13143		
		B 63-13144 AND SUBSEQUENT		

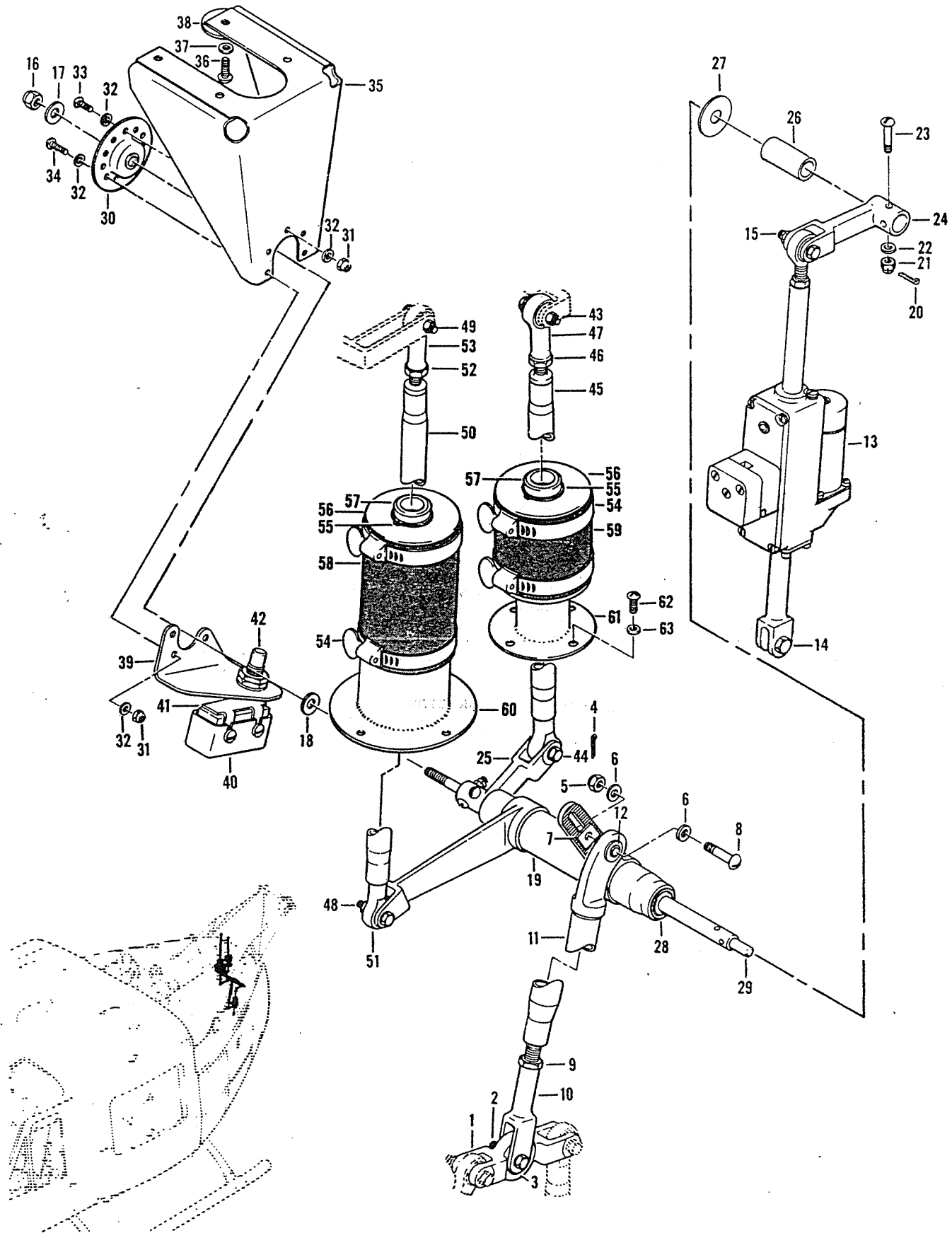


Figure 108. Control Installation, Power Lever

(1) FIGURE & INDEX NUMBER	(2) PART NUMBER	(3) DESCRIPTION	(4) UNIT PER ASSY	(5) USABLE ON CODE
108 -	204-062-700-1	CONTROL INSTL, PWR LEVER, ENG FUEL (SEE FIG. 106 AND 107 FOR BALANCE OF BREAKDOWN) (SEE FIG. 106 FOR NHA)	REF	A
	204-062-700-3	CONTROL INSTL, PWR LEVER, ENG FUEL (SEE FIG. 106 AND 107 FOR BALANCE OF BREAKDOWN) (SEE FIG. 106 FOR NHA)	REF	B
- 1	204-062-783-5	..BELLCRANK ASSY.....	1	A
	204-062-783-9	..BELLCRANK ASSY.....	1	B
- 2	MS24665-152	..PIN (AP).....	1	
	AN320-3	..NUT (AP).....	1	
	AN960PD10L	..WASHER (AP).....	2	
	AN173-11	..BOLT (AP).....	1	
- 3	AN206DSP3	..BEARING.....	1	
	204-062-790-5	..TUBE ASSY.....	1	A
	204-062-732-1	..TUBE ASSY.....	1	B
- 4	MS24665-152	..PIN (AP).....	1	
- 5	AN320-3	..NUT (AP).....	1	
- 6	AN960-10L	..WASHER (AP).....	2	
- 7	204-062-795-1	..WASHER (AP).....	1	A
- 8	AN23-15	..BOLT (USBL ON 204-062-700-1) (AP).....	1	
	AN173-12	..BOLT (USBL ON 204-062-700-3) (AP).....	1	
- 9	AN316-5R	..NUT.....	1	
- 10	204-062-784-1	..CLEVIS.....	1	
	204-062-790-9	..TUBE ASSY.....	1	A
	204-062-732-3	..TUBE ASSY.....	1	B
- 11	204-062-790-11	..TUBE.....	1	A
	204-062-732-5	..TUBE.....	1	B
- 12	RE357	..BEARING (21335) (USBL ON 204-062-732-3).....	1	
- 13	540264-3-1	..ACTUATOR (70210) (BHT SPECIFICATION CONTROL DRAWING 204-060-762-3)	1	
- 14	MS24665-153	..PIN.....	1	
	AN320-4	..NUT.....	1	
	AN960PD416	..WASHER.....	2	
	AN174-10	..BOLT.....	1	
- 15	MS24665-152	..PIN.....	1	
	AN320-3	..NUT.....	1	
	AN960PD10L	..WASHER.....	2	
	AN173-11	..BOLT.....	1	
	204-062-746-3	..JACKSHAFT ASSY.....	1	A
	204-062-746-5	..JACKSHAFT ASSY.....	1	B
- 16	MS21042L4	..NUT (AP).....	1	
- 17	AN960PD416	..WASHER.....	1	
- 18	AN960PD416	..WASHER.....	1	
- 19	204-062-745-1	..JACKSHAFT ASSY.....	1	A
	204-062-745-5	..JACKSHAFT ASSY.....	1	B
- 20	MS24665-5	..PIN (USBL ON 204-062-746-3).....	4	
- 21	AN320-1	..NUT (USBL ON 204-062-746-3).....	4	
- 22	AN960PD6	..WASHER (USBL ON 204-062-746-3).....	4	
- 23	AN21-13	..BOLT (USBL ON 204-062-746-3).....	4	
- 24	204-062-769-1	..LEVER.....	1	
- 25	204-062-769-3	..LEVER.....	1	
- 26	NAS43DD6-77	..SPACER.....	1	
- 27	204-062-777-1	..WASHER.....	1	
- 28	AN201KP6A	..BEARING.....	2	
- 29	204-062-744-5	..JACKSHAFT ASSY.....	1	
- 30	MS20218-1	..BEARING.....	1	
- 31	MS21042L06	..NUT (AP).....	5	
- 32	AN960PD6	..WASHER (AP).....	10	
- 33	MS35206-228	..SCREW (AP).....	2	
- 34	MS35206-229	..SCREW (AP).....	3	
- 35	204-062-780-1	..BRACKET.....	1	
- 36	MS35207-264	..SCREW (AP).....	4	
- 37	AN960PD10	..WASHER (AP).....	4	
- 38	AN970-3	..WASHER (AP).....	4	
- 39	204-062-739-1	..BRACKET.....	1	
- 40	SPA3	..COVER (00196).....	1	
- 41	MS25026-1	..SWITCH.....	1	
- 42	AN3168-2	..ACTUATOR.....	1	
	204-062-747-1	..TUBE ASSY.....	1	



(1) FIGURE & INDEX NUMBER	(2) PART NUMBER	(3) DESCRIPTION	(4) UNIT PER ASSY	(5) USABLE ON CODE
108 - 43	MS24665-152	.PIN.....	1	
	AN320-3	.NUT.....	1	
	AN960PD10	.WASHER.....	2	
	AN173-11	.BOLT.....	1	
- 44	MS24665-152	.PIN (AP).....	1	
	AN320-3	.NUT (AP).....	1	
	AN960PD10L	.WASHER (AP).....	2	
	AN173-10	.BOLT (AP).....	1	
- 45	204-062-747-5	.TUBE ASSY.....	1	
- 46	AN316-4R	.NUT.....	1	
- 47	AN951REB3N	.BEARING.....	1	
	204-062-701-1	.TUBE ASSY.....	1	
- 48	MS24665-152	.PIN (AP).....	1	
	AN320-3	.NUT (AP).....	1	
	AN960PD10L	.WASHER (AP).....	2	
	AN173-10	.BOLT (AP).....	1	
- 49	MS24665-152	.PIN (AP).....	1	
	AN320-3	.NUT (AP).....	1	
	AN960PD10	.WASHER (AP).....	2	
	AN173-11	.BOLT (AP).....	1	
	204-062-701-3	.TUBE ASSY.....	1	
- 50	204-062-701-5	.TUBE.....	1	
- 51	204-061-717-3	.BEARING.....	1	
- 52	AN316-4R	.NUT.....	1	
	AN960PD416	.WASHER.....	1	
- 53	204-061-717-1	.BEARING.....	1	
- 54	AN737TW82	.CLAMP.....	4	
- 55	NAS670-81	.RING.....	2	
- 56	204-060-767-1	.RETAINER.....	2	
- 57	204-060-769-1	.BUSHING, SPLIT.....	2	
- 58	204-060-776-5	.BOOT.....	1	
- 59	204-060-776-1	.BOOT.....	1	
- 60	204-062-743-3	.HOUSING ASSY.....	1	
- 61	204-062-743-1	.HOUSING ASSY.....	1	
- 62	AN525-832R7	.SCREW (AP).....	4	
- 63	AN960-C8	.WASHER (AP).....	4	
		CODING EXPLANATION		
		CODE SERIAL NUMBERS		
		A 63-13141 THRU 63-13143		
		B 63-13144 AND SUBSEQUENT		

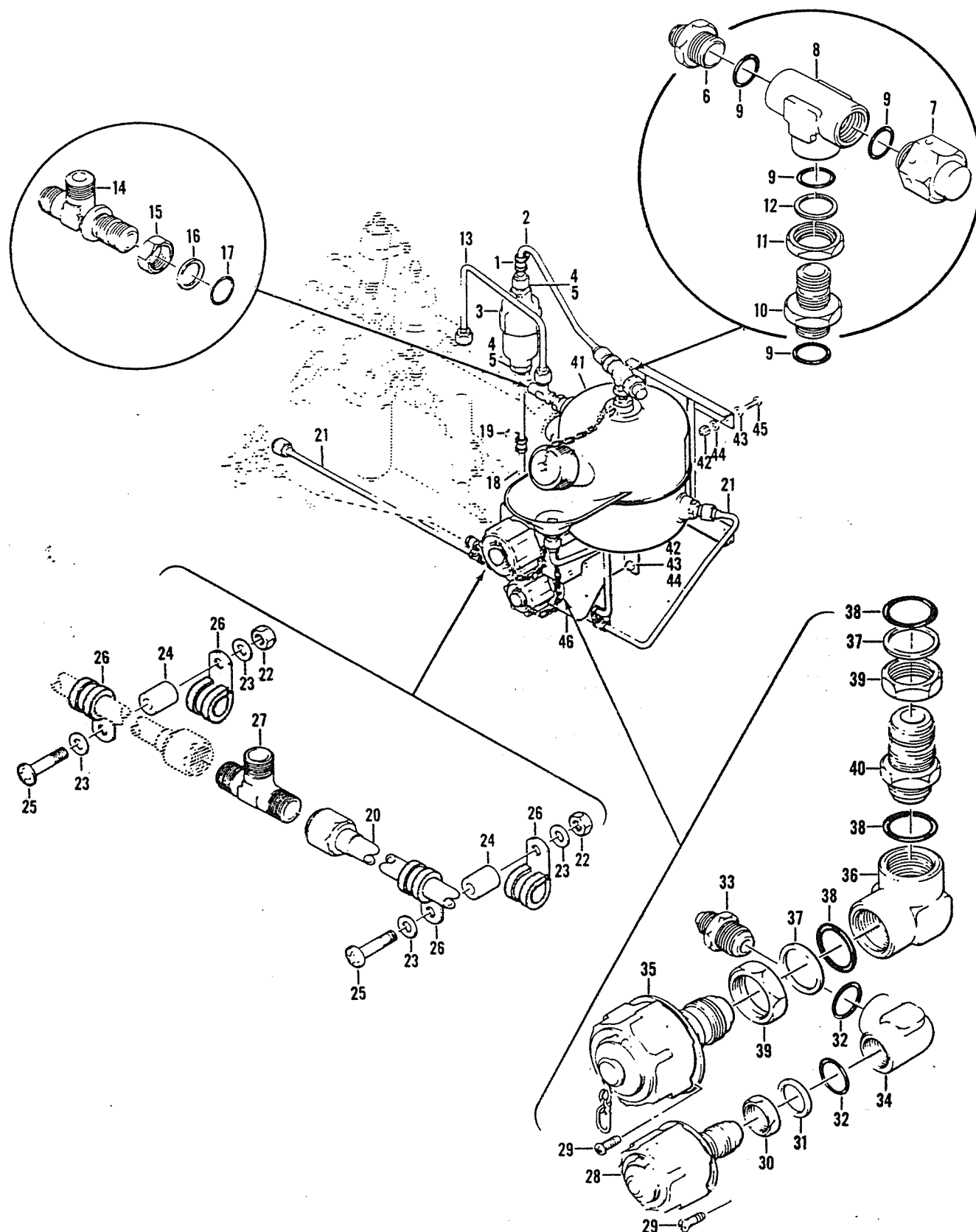


Figure 109. Hydraulic Installation, Flight Controls, Reservoir Section

(1) FIGURE & INDEX NUMBER	(2) PART NUMBER	(3) DESCRIPTION	(4) UNIT PER ASSY	(5) USABLE ON CODE
109 -	204-200-021-1	SECTION ASSY, HELICOPTER FWD (SEE FIG. 58,.. 60, 62, 64, 66, 67, 75, 78, 79, 80, 81, 83, 88, 97, 105, 106, 117, 127, 128, 135, 152 AND 183 FOR BALANCE OF BREAKDOWN)	REF	A
	204-200-021-5	SECTION ASSY, HELICOPTER FWD (SEE FIG. 58,.. 60, 62, 64, 66, 67, 75, 78, 79, 80, 81, 83, 88, 97, 105, 106, 117, 127, 128, 135, 152 AND 183 FOR BALANCE OF BREAKDOWN)	REF	B
	204-200-021-7	SECTION ASSY, HELICOPTER FWD (SEE FIG. 58,.. 60, 62, 64, 66, 67, 75, 78, 79, 80, 81, 83, 88, 97, 105, 106, 117, 127, 128, 135, 152 AND 183 FOR BALANCE OF BREAKDOWN)	REF	C
	204-200-021-3	SECTION ASSY, HELICOPTER FWD (SEE FIG. 58,.. 60, 62, 64, 66, 67, 75, 78, 79, 80, 81, 83, 88, 97, 105, 106, 117, 127, 128, 135, 152 AND 183 FOR BALANCE OF BREAKDOWN)	REF	D
	204-200-021-11	SECTION ASSY, HELICOPTER FWD (SEE FIG. 58,.. 60, 62, 64, 66, 67, 75, 77, 78, 79, 80, 81, 83, 88, 97, 105, 106, 117, 127, 128, 135, 152 AND 183 FOR BALANCE OF BREAKDOWN)	REF	E
	204-200-021-13	SECTION ASSY, HELICOPTER FWD (SEE FIG. 58,.. 60, 62, 64, 66, 67, 75, 77, 78, 79, 80, 81, 83, 88, 97, 105, 106, 117, 127, 128, 135, 152 AND 183 FOR BALANCE OF BREAKDOWN)	REF	F
	204-200-021-15	SECTION ASSY, HELICOPTER FWD (SEE FIG. 58,.. 60, 62, 64, 66, 67, 75, 77, 78, 79, 80, 81, 83, 88, 97, 105, 106, 117, 127, 128, 135, 152 AND 183 FOR BALANCE OF BREAKDOWN)	REF	G
	204-200-021-17	SECTION ASSY, HELICOPTER FWD (SEE FIG. 58,.. 60, 62, 64, 66, 67, 75, 77, 78, 79, 80, 81, 83, 88, 97, 105, 106, 117, 127, 128, 135, 152 AND 183 FOR BALANCE OF BREAKDOWN)	REF	H
	204-200-021-19	SECTION ASSY, HELICOPTER FWD (SEE FIG. 58,.. 60, 62, 64, 85, 66, 67, 75, 77, 78, 79, 80, 81, 83, 88, 97, 105, 106, 117, 127, 128, 129, 136, 152, 155, 183 AND 214 FOR BALANCE OF BREAKDOWN)	REF	J
	204-076-027-11	..HYD INSTL, FLIGHT CONTROLS (SEE FIGS. 112,.. 114 AND 116 FOR BALANCE OF BREAKDOWN)	1	K
	204-076-067-1	..HYD INSTL, FLIGHT CONTROLS (SEE FIGS. 112,.. 114 AND 116 FOR BALANCE OF BREAKDOWN)	REF	L
- 1	NAS679A3	..NUT (USBL ON 204-076-027-11).....	1	
	AN960PD10	..WASHER.....	2	
	MS21919DG4	..CLAMP.....	1	
	NAS43003-56	..SPACER.....	1	
	AN525-10R30	..SCREW (USBL ON 204-076-027-11).....	1	
	AN3-12A	..BOLT (USBL ON 204-076-067-1).....	1	
- 2	204-076-213-1	..TUBE ASSY.....	1	
- 3	AN6240-1	..FILTER.....	1	
	AN6237-1	..ELEMENT, FILTER.....	1	
- 4	MS21916D6-4	..REDUCER.....	2	
- 5	MS28778-6	..GASKET (USBL ON 204-076-027-11).....	2	
	MS28778-4	..PACKING, PREFORMED (USBL ON 204-076-067-1)	2	
- 6	MS21902D4	..UNION.....	1	
- 7	4D107	..VALVE, BLEED (82829).....	1	
- 8	AN938D4	..TEE.....	1	
- 9	MS28778-4	..GASKET.....	4	
- 10	MS21924D4	..UNION.....	1	
- 11	AN6289D4	..NUT.....	1	
- 12	MS28777-4	..RING.....	1	
- 13	204-076-210-1	..TUBE ASSY.....	1	
- 14	MS21912D6	..TEE.....	1	
- 15	AN6289D6	..NUT.....	1	
- 16	MS28777-6	..RING.....	1	
- 17	MS28778-6	..GASKET.....	1	
- 18	204-076-214-1	..TUBE ASSY.....	1	
- 19	NAS679A3	..NUT (USBL ON 204-076-027-11) (AP).....	1	
	AN960PD10	..WASHER (AP).....	2	
	MS21919DG4	..CLAMP (AP).....	1	

(1) FIGURE & INDEX NUMBER	(2) PART NUMBER	(3) DESCRIPTION	(4) UNIT PER ASSY	(5) USABLE ON CODE
109 -	NAS43003-56	..SPACER (AP).....	1	
	AN525-10R30	..SCREW (USBL ON 204-076-027-11) (AP).....	1	
	AN3-12A	..BOLT (USBL ON 204-076-027-1) (AP).....	1	
- 20	204-076-031-1	..TUBE ASSY.....	1	
- 21	204-076-191-83	..TUBE ASSY.....	1	
- 22	NAS679A3	..NUT (USBL ON 204-076-027-11) (AP).....	2	
- 23	AN960PD10	..WASHER (AP).....	4	
- 24	NAS4300-3-23	..SPACER (AP).....	2	
- 25	AN525-10R22	..SCREW (USBL ON 204-076-027-11) (AP).....	2	
	AN3-6A	..BOLT (USBL ON 204-076-027-11) (AP).....	2	
- 26	MS21919DG4	..CLAMP (AP).....	4	
- 27	MS21905D4	..TEE.....	1	
- 28	3055-S11-8D	..COUPLING (00624) (SEE FIG. 110 FOR DETAIL. BREAKDOWN)	1	
- 29	MS35207-262	..SCREW.....	6	
- 30	AN6289D8	..NUT.....	1	
- 31	MS28777-8	..RING.....	1	
- 32	MS28778-8	..GASKET.....	2	
- 33	MS21916D8-6	..REDUCER.....	1	
- 34	AN939D8	..ELBOW.....	1	
- 35	3055-S11-12D	..COUPLING (00624) (SEE FIG. 110 FOR DETAIL. BREAKDOWN)	1	
- 36	AN939D12	..ELBOW.....	1	
- 37	MS28777-12	..RING.....	2	
- 38	MS28778-12	..GASKET.....	3	
- 39	AN6289D12	..NUT.....	2	
- 40	MS21924D12	..UNION.....	1	
- 41	204-076-018-25	..RESERVOIR ASSY (SEE FIG. 111 FOR DETAIL... BREAKDOWN) (WHEN EXHAUSTED USE 204- 076-141-1)	1	
	204-076-141-1	..RESERVOIR ASSY (SEE FIG. 111 FOR DETAIL... BREAKDOWN) (USE 204-076-018-25 UNTIL EXHAUSTED)	1	
- 42	NAS679A3	..NUT (USBL ON 204-076-027-11) (AP).....	8	
- 43	AN960PD10	..WASHER (AP).....	8	
- 44	AN960PD10	..WASHER (USBL ON 204-076-027-11) (AP).....	8	
- 45	AN525-10R16	..SCREW (USBL ON 204-076-027-11) (AP).....	8	
- 46	AN525-10R6	..SCREW (USBL ON 204-076-027-1) (AP).....	8	
	204-076-205-1	..BRACKET.....	1	
		CODING EXPLANATION		
		CODE SERIAL NUMBERS		
		A 63-13141 THRU 63-13142		
		B 63-14143 THRU 63-13145		
		C 63-13146 THRU 63-13165		
		D 64-15476 THRU 65-7924		
		E 65-7925 THRU 65-7938		
		F 65-7939 THRU 65-7942		
		G 65-7943 THRU 66-1222		
		H 66-1223 THRU 66-1224		
		J 66-1225 AND SUBSEQUENT		
		K 63-13141 THRU 63-13165		
		L 64-15476 AND SUBSEQUENT		

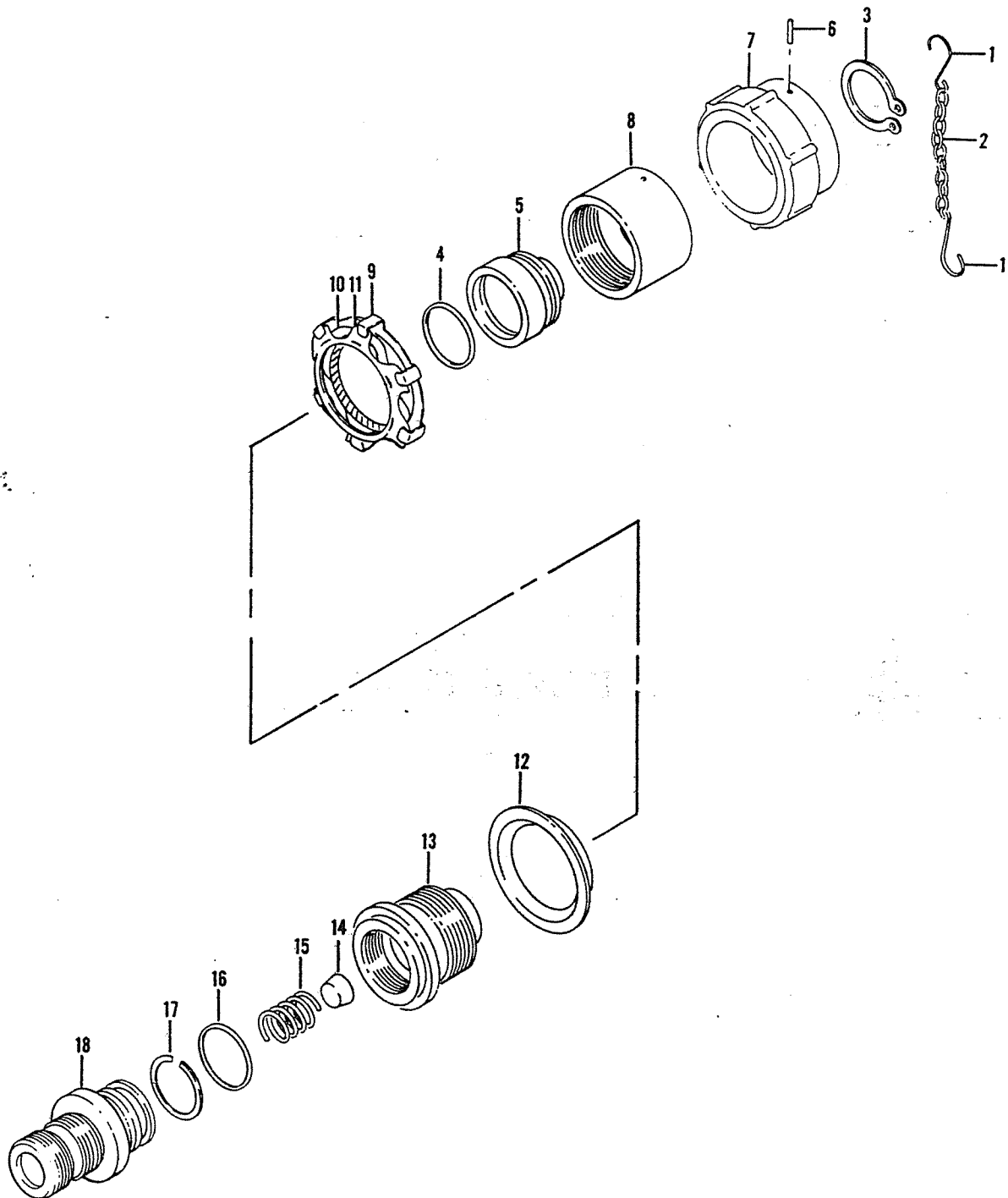


Figure 110. Couplings, Hydraulic Reservoir

(1) FIGURE & INDEX NUMBER	(2) PART NUMBER	(3) DESCRIPTION	(4) UNIT PER ASSY	(5) USABLE ON CODE
111 -	204-076-018-25	RESERVOIR ASSY, HYD FLIGHT CONTROLS (SEE.... FIG. 109 FOR NHA) (WHEN EXHAUSTED USE 204-076-141-1)	REF	
	204-076-141-1	RESERVOIR ASSY, HYD FLIGHT CONTROLS (SEE.... FIG. 109 FOR NHA) (USE 204-076-018-25 UNTIL EXHAUSTED)	REF	
- 1	6272	.FILLER CAP ASSY, HYD (86831) (WHEN..... EXHAUSTED USE 9601)	1	
	9601	.FILLER CAP ASSY, HYD (86831) (USE 6272..... UNTIL EXHAUSTED)	1	
- 2	AN6227821	.PACKING, PREFORMED.....	1	
- 3	MS21910D12	.TEE.....	1	
- 4	AN6289D12	.NUT.....	1	
- 5	MS28778-12	.PACKING, PREFORMED.....	1	
- 6	MS28777-12	.RING.....	1	
- 7	NAS50-150	.RING, INTERNAL RETAINER.....	1	
- 8	204-040-514-1	.GLASS, LIQUID SIGHT INDICATOR.....	1	
- 9	AN6227823	.PACKING, PREFORMED.....	1	
- 10	204-040-508-3	.INDICATOR, HYD FLUID.....	1	
- 11	MS21916D6-4	.REDUCER.....	1	
- 12	MS28778-6	.PACKING, PREFORMED.....	1	
- 13	AN814-4DL	.PLUG (USBL ON 204-076-018-25).....	1	
	AN814-8DL	.PLUG (USBL ON 204-076-141-1).....	1	
- 14	MS21902D4	.UNION.....	1	
- 15	MS28778-4	.PACKING, PREFORMED.....	1	
- 16	MS28778-4	.PACKING, PREFORMED (USBL ON 204-076-141-1).	1	
	MS28778-8	.PACKING, PREFORMED (USBL ON 204-076-141-1).	1	
- 17	204-076-178-1	.PLATE.....	1	A
	204-076-178-3	.PLATE.....	1	B
- 18	204-076-018-21	.TANK ASSY, HYD FLUID (USBL ON..... 204-076-141-1)	1	
- 19	204-076-141-3	.TANK ASSY, HYD FLUID (USBL ON..... 204-076-141-1)	1	
CODING EXPLANATION				
CODE SERIAL NUMBERS				
A 63-13141 THRU 63-13165				
B 64-15476 AND SUBSEQUENT				

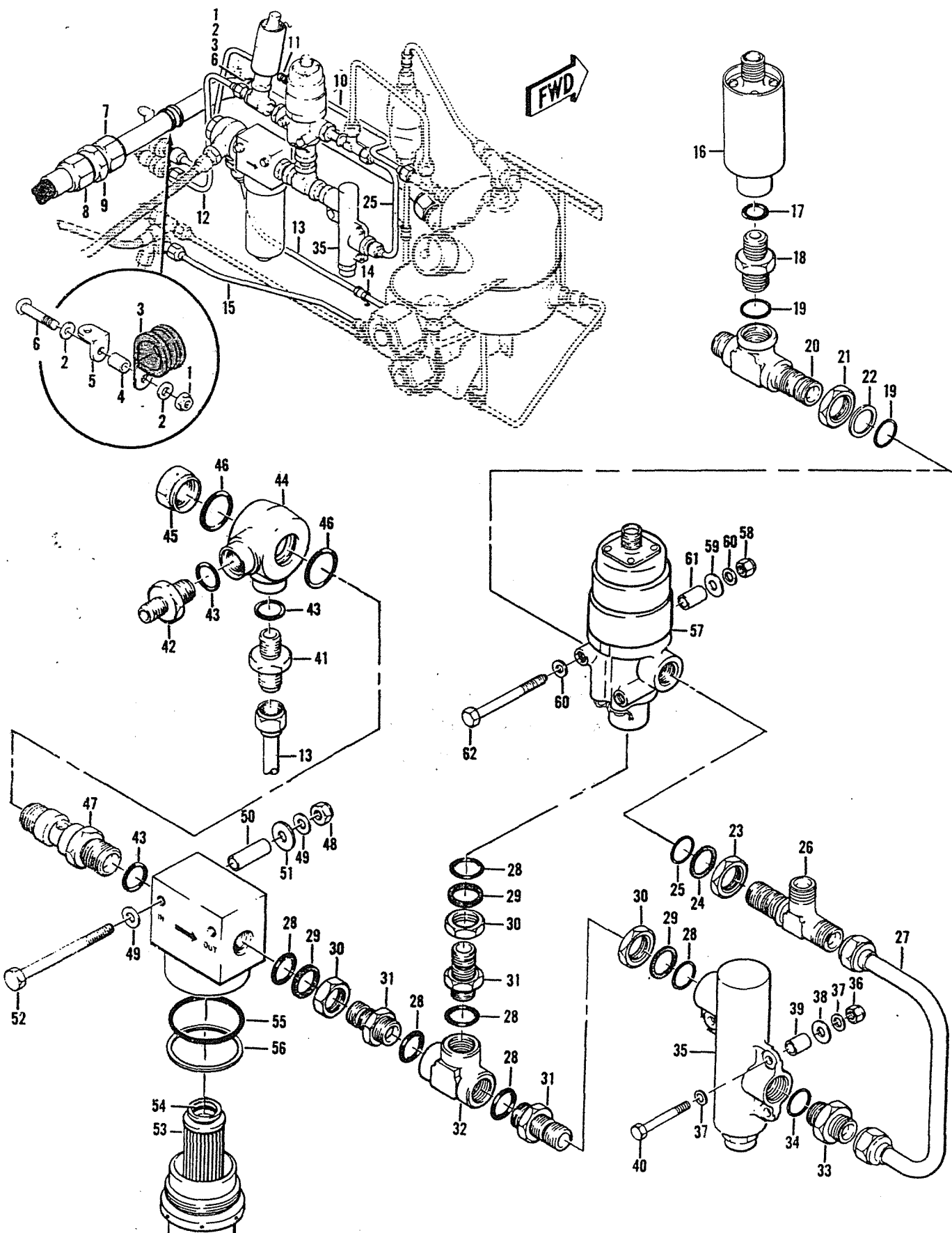


Figure 112. Hydraulic Installation, Flight Controls, Forward Inboard Section

(1) FIGURE & INDEX NUMBER	(2) PART NUMBER	(3) DESCRIPTION	(4) UNIT PER ASSY	(5) USABLE ON CODE
110 -	3055-S11-8D	COUPLING (00624) (SEE FIG. 109 FOR NHA)....	REF	
	3055-S11-12D	COUPLING (00624) (SEE FIG. 109 FOR NHA)....	REF	
- 1	5100-44-8	.S-HOOK (00624).....	2	
- 2	5100-43-9	.CHAIN (00624).....	1	
- 3	21002-2	.SNAP RING (00624) (USBL ON NHA.....	1	
	3055-S11-8D)			
	21002-3	.SNAP RING (00624) (USBL ON NHA.....	1	
	3055-S11-12D)			
- 4	22500-14	.O-RING (00624) (USBL ON NHA 3055-S11-8D)..	1	
	22500-19	.O-RING (00624) (USBL ON NHA 3055-S11-12D)..	1	
- 5	155-32-8D	.DUST CAP (00624) (USBL ON NHA 3055-S11-8D)	1	
	155-32-12D	.DUST CAP(00624)(USBL ON NHA 3055-S11-12D)..	1	
- 6	155-25D-8C	.PIN (00624)(USBL ON NHA 3055-S11-8D).....	1	
	155-25D-16C	.PIN (00624)(USBL ON NHA 3055-S11-12D).....	2	
- 7	155-25B-8D	.SLEEVE (00624)(USBL ON NHA 3055-S11-8D)...	1	
	155-25B-12D	.SLEEVE (00624)(USBL ON NHA 3055-S11-12D)..	1	
- 8	155-25A-8D	.NUT (00624) (USBL ON NHA 3055-S11-8D).....	1	
	155-25A-12D	.NUT (00624) (USBL ON NHA 3055-S11-12D)....	1	
- 9	155-37B-8	.LOCK SPRING (00624)(USBL ON NHA.....	1	
	3055-S11-8D)			
	155-37B-12	.LOCK SPRING (00624)(USBL ON NHA.....	1	
	3055-S11-12D)			
- 10	155-37C-8	.WASHER (00624)(USBL ON NHA 3055-S11-8D)...	1	
	155-37C-12	.WASHER (00624)(USBL ON NHA 3055-S11-12D)..	1	
- 11	155-37A-8	.SPRING FLANGE (00624)(USBL ON NHA.....	1	
	3055-S11-8D)			
	155-37A-12	.SPRING FLANGE (00624)(USBL ON NHA.....	1	
	3055-S11-12D)			
- 12	150-22-8	.MOUNTING FLANGE (00624)(USBL ON NHA.....	1	
	3055-S11-8D)			
	150-22-12	.MOUNTING FLANGE (00624)(USBL ON NHA.....	1	
	3055-S11-12D)			
- 13	155-17-8D	.BODY (00624)(USBL ON NHA 3055-S11-8D).....	1	
	155-17-12D	.BODY (00624)(USBL ON NHA 3055-S11-12D)....	1	
- 14	150-15-8D	.POPPET VALVE (00624)(USBL ON NHA.....	1	
	3055-S11-8D)			
	150-15-12D	.POPPET VALVE (00624)(USBL ON NHA.....	1	
	3055-S11-12D)			
- 15	150-26-8C	.SPRING (00624)(USBL ON NHA 3055-S11-8D)...	1	
	150-26-12C	.SPRING (00624)(USBL ON NHA 3055-S11-12D)..	1	
- 16	22502-16	.O-RING (00624)(USBL ON NHA 3055-S11-8D)...	1	
	22502-22	.O-RING (00624)(USBL ON NHA 3055-S11-12D)..	1	
- 17	22529-16	.BACK-UP RING (00624)(USBL ON NHA.....	1	
	3055-S11-8D)			
	22529-28	.BACK-UP RING (00624)(USBL ON NHA.....	1	
	3055-S11-12D)			
- 18	3000-16-8D	.ADAPTER (00624)(USBL ON NHA.....	1	
	3055-S11-8D)			
	3000-16-12D	.ADAPTER (00624)(USBL ON NHA.....	1	
	3055-S11-12D)			

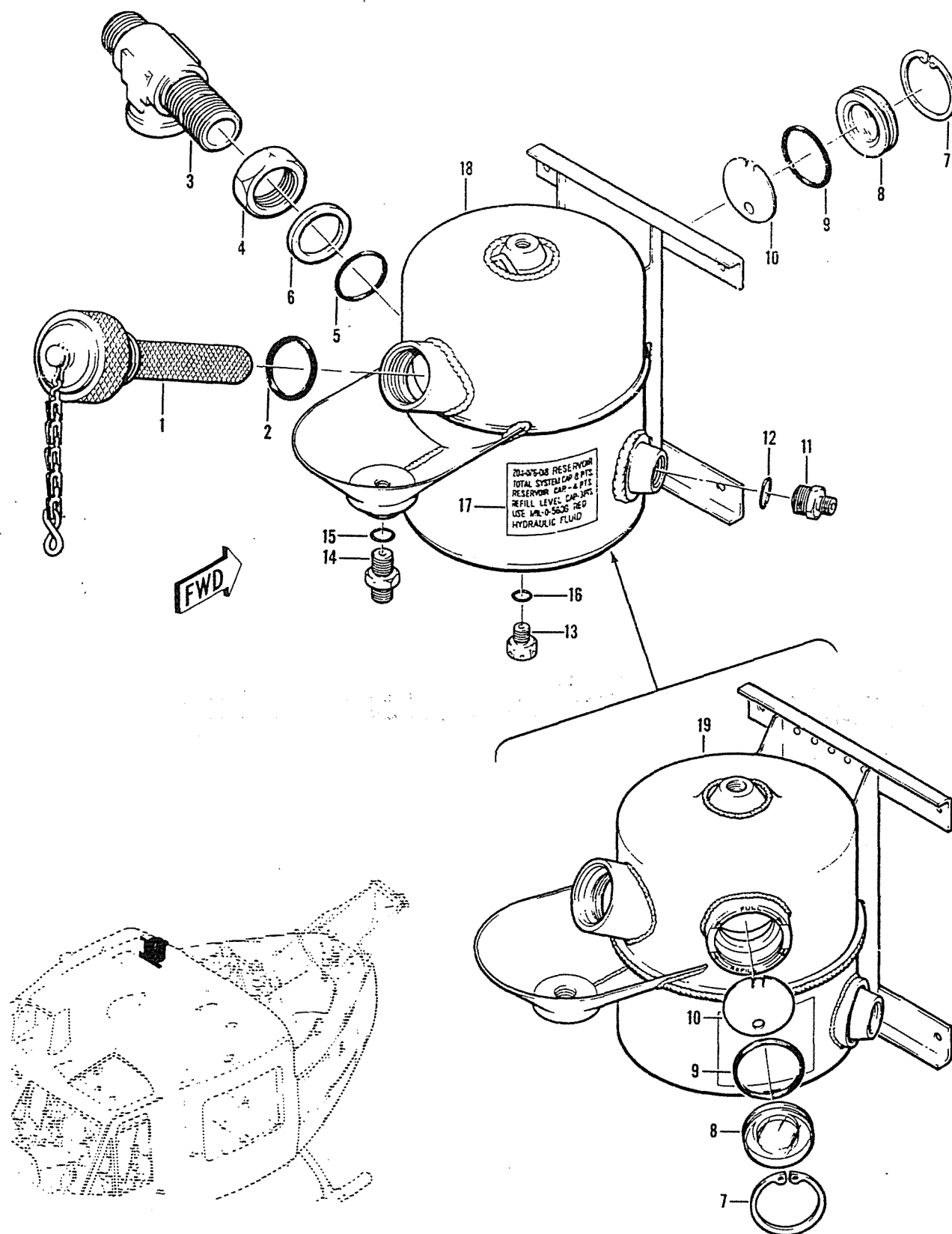


Figure 111. Reservoir Assembly, Hydraulic Flight Controls

(1) FIGURE & INDEX NUMBER	(2) PART NUMBER	(3) DESCRIPTION	(4) UNIT PER ASSY	(5) USABLE ON CODE
112 -	204-076-027-11	HYD INSTL, FLIGHT CONTROLS (SEE FIG. 109 FOR NHA) (SEE FIG. 109, 114 AND 116 FOR BALANCE OF BREAKDOWN)	REF	A
	204-076-067-1	HYD INSTL, FLIGHT CONTROLS (SEE FIG. 109 FOR NHA) (SEE FIG. 109, 114 AND 116 FOR BALANCE OF BREAKDOWN)	REF	B
	666125-12-0240	.HOSE ASSY (00624).....	1	B
- 1	NAS679A3	.NUT (USBL ON 204-076-027-11) (AP).....	2	
- 2	AN960PD10	.WASHER (USBL ON 204-076-027-11) (AP).....	4	
- 3	MS21919DG12	.CLAMP (USBL ON 204-076-027-11) (AP).....	2	
- 4	NAS4300-3-49	.SPACER (USBL ON 204-076-027-11) (AP).....	1	
- 5	AN743-12	.BRACKET (USBL ON 204-076-027-11) (AP).....	1	
- 6	AN525-10R16	.SCREW (USBL ON 204-076-027-11) (AP).....	2	
- 7	MIL-H-27267-12	.HOSE.....	4R	
	MS27381-12C	.ADAPTER, STRAIGHT FLARELESS.....	1	A
	MS27382-12C	.ADAPTER, 45 DEGREE ELBOW FLARELESS.....	1	A
- 8	99805-12-0240	.HOSE ASSY (50599).....	1	A
- 9	MS21902D12	.UNION (USBL ON 204-076-027-11).....	1	
- 10	204-076-209-1	.TUBE ASSY.....	1	
- 11	NAS679A3	.NUT (USBL ON 204-076-027-11) (AP).....	1	
	AN960PD10	.WASHER (USBL ON 204-076-027-11) (AP).....	1	
	AN960PD10	.WASHER (AP).....	2	
	MS21919DG6	.CLAMP (AP).....	1	
	AN525-10R16	.SCREW (USBL ON 204-076-027-11) (AP).....	1	
	AN525-10P6	.SCREW (USBL ON 204-076-067-1) (AP).....	1	
- 12	204-076-206-1	.TUBE ASSY.....	1	
- 13	204-076-212-1	.TUBE ASSY.....	1	
- 14	NAS679A3	.NUT (USBL ON 204-076-027-11) (AP).....	1	
	AN960PD10	.WASHER (AP).....	2	
	NAS4300-3-16	.SPACER (AP).....	1	
	MS21919DG6	.CLAMP (AP).....	1	
	AN525-10P20	.SCREW (USBL ON 204-076-027-11) (AP).....	1	
	AN3-5A	.BOLT (USBL ON 204-076-067-1) (AP).....	1	
- 15	204-076-191-81	.TUBE ASSY.....	1	
- 16	GPP1250-1	.SWITCH, PRESSURE (80586) (BHT SPECIFICATION CONTROL DRAWING 204-076-057-1) (INACTIVE FOR FUTURE PROCUREMENT USE 3519-00-3)	1	
	3519-00-3	.SWITCH, PRESSURE (29445) (BHT SPECIFICATION CONTROL DRAWING 205-076-044-3) (REPLACES PART NO. GPP1250-1)	1	
	91002	.SWITCH, PRESSURE (98505) (BHT SPECIFICATION CONTROL DRAWING 204-076-057-1) (INACTIVE FOR FUTURE PROCUREMENT USE 15082-3)	1	
	15082-3	.SWITCH, PRESSURE (98505) (BHT SPECIFICATION CONTROL DRAWING 205-076-044-3) (REPLACES PART NO. 91002)	1	
	15148	.SWITCH, PRESSURE (98505) (BHT SPECIFICATION CONTROL DRAWING 205-076-044-3) (ALTERNATE FOR PART NO. 15082-3)	1	
- 17	MS28778-4	.GASKET.....	1	
- 18	MS21916D6-4	.REDUCER.....	1	
	MS24397-D2	.BUSHING, MACHINE (USBL ON PART NO. 15148).....	1	
- 19	MS28778-6	.GASKET.....	2	
- 20	MS21910D6	.TEE.....	1	
- 21	AN6289D6	.NUT.....	1	
- 22	MS28777-6	.RING.....	1	
- 23	AN6289D6	.NUT.....	1	
- 24	MS28777-6	.RING.....	1	
- 25	MS28778-6	.GASKET.....	1	
- 26	MS21912D6	.TEE.....	1	
- 27	204-076-211-1	.TUBE ASSY.....	1	
- 28	MS28778-6	.GASKET.....	6	
- 29	MS28777-6	.RING.....	3	
- 30	AN6289D6	.NUT.....	3	
- 31	MS21924D6	.UNION.....	3	
- 32	AN938D6	.TEE.....	1	
- 33	MS21902D6	.UNION.....	1	

T.O. 1H-1(U)F-4

Change 6

(1) FIGURE & INDEX NUMBER	(2) PART NUMBER	(3) DESCRIPTION	(4) UNIT PER ASSY	(5) USABLE ON CODE
112 - 40	AN3-35A	.BOLT.....	2	
- 41	MS21902D6	.UNION.....	1	
- 42	MS21916D6-5	.REDUCER.....	2	
- 43	MS28778-6	.GASKET.....	3	
- 44	MS21959-6H	.ELBOW.....	1	
- 45	MS21937-6H	.NUT.....	1	
- 46	AN6227-16	.PACKING, PREFORMED.....	2	
- 47	MS21938-6H	.BOLT.....	1	
	205-076-034-5	.FILTER ASSY.....	1	
- 48	MS21042L4	.NUT (AP).....	2	
- 49	AN960PD416	.WASHER (AP).....	2	
- 50	NAS43DD-4-64	.SPACER (AP).....	2	
- 51	AN970-4	.WASHER (AP).....	4	
- 52	AN4-34A	.BOLT (AP).....	2	
- 53	AC7681F895	..ELEMENT, FILTER (01414) (5 MICRONS).....	1	
- 54	MS28775-212	...PACKING, PREFORMED.....	1	
- 55	MS28775-135	...PACKING, PREFORMED.....	1	
- 56	MS28774-135	..RING.....	1	
- 57	1U1025	.VALVE, SOLENOID OPERATED (94641) (SEE FIG. 113 FOR DETAIL BREAKDOWN) (WHEN EXHAUSTED USE 204-076-504-1)	1	
	204-076-504-1	.VALVE, SOLENOID OPERATED (USE 1U1025 UNTIL EXHAUSTED)	1	
	52657	.VALVE, SOLENOID OPERATED (00502) (WHEN..... EXHAUSTED USE 52657-4)	1	
	52657-4	.VALVE, SOLENOID OPERATED (00502) (USE 52657 UNTIL EXHAUSTED) (ALT)	1	
	313895	.VALVE, SOLENOID OPERATED (00502) (ALT).....	1	
- 58	NAS679A3	.NUT (USBL ON 204-076-027-11) (AP).....	2	
- 59	AN970-3	.WASHER (AP).....	2	
- 60	AN960PD10	.WASHER (AP).....	2	
	AN960PD10	.WASHER (USBL ON 204-076-027-11) (AP).....	2	
- 61	NAS43DD-3-54	.SPACER (AP).....	2	
- 62	AN3-35A	.BOLT (USBL ON 204-076-027-11) (AP).....	2	
	AN3-30A	.BOLT (USBL ON 204-076-067-1) (AP).....	2	
CODING EXPLANATION				
CODE SERIAL NUMBERS				
A 63-13141 THRU 63-13165				
B 64-15476 AND SUBSEQUENT				

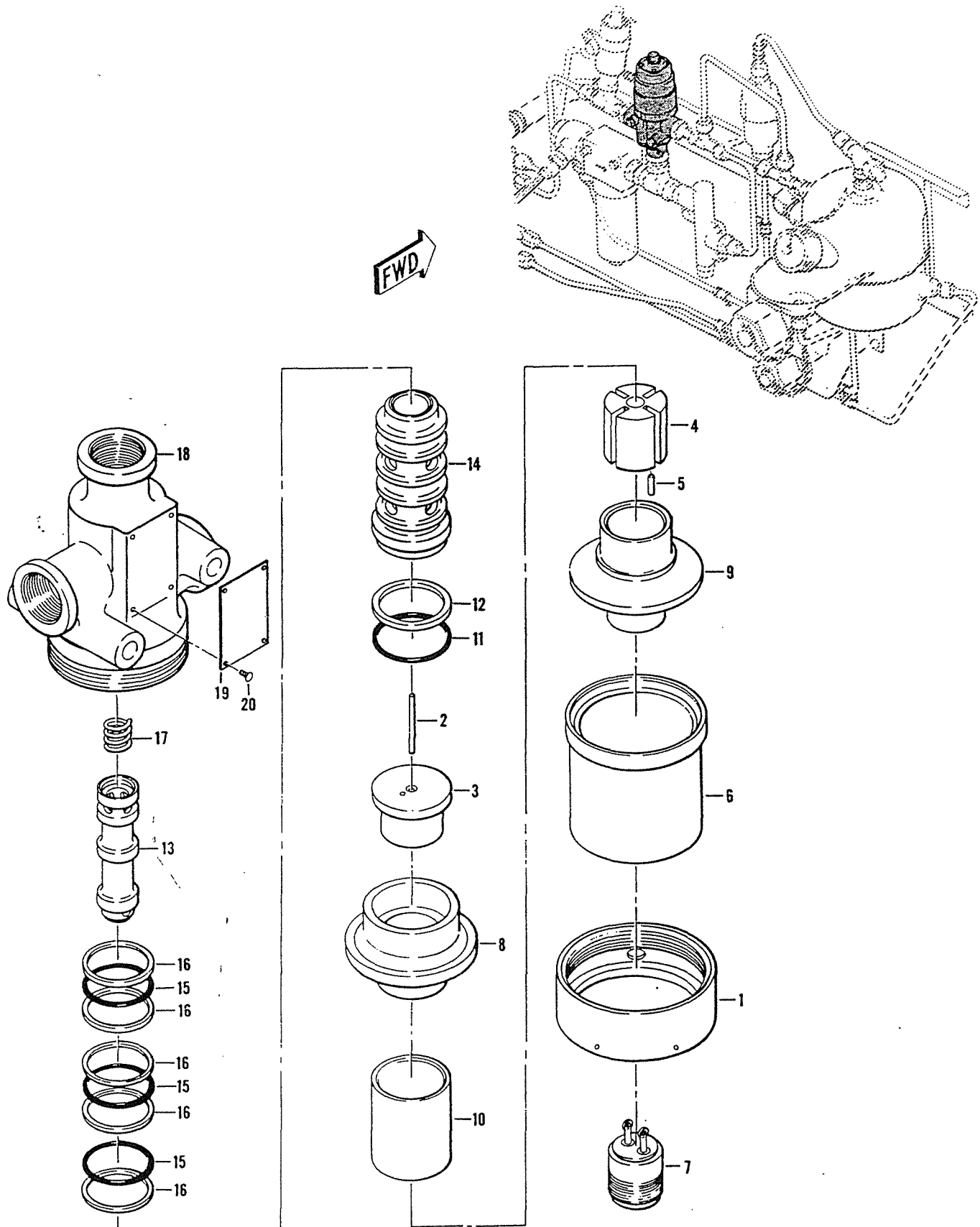
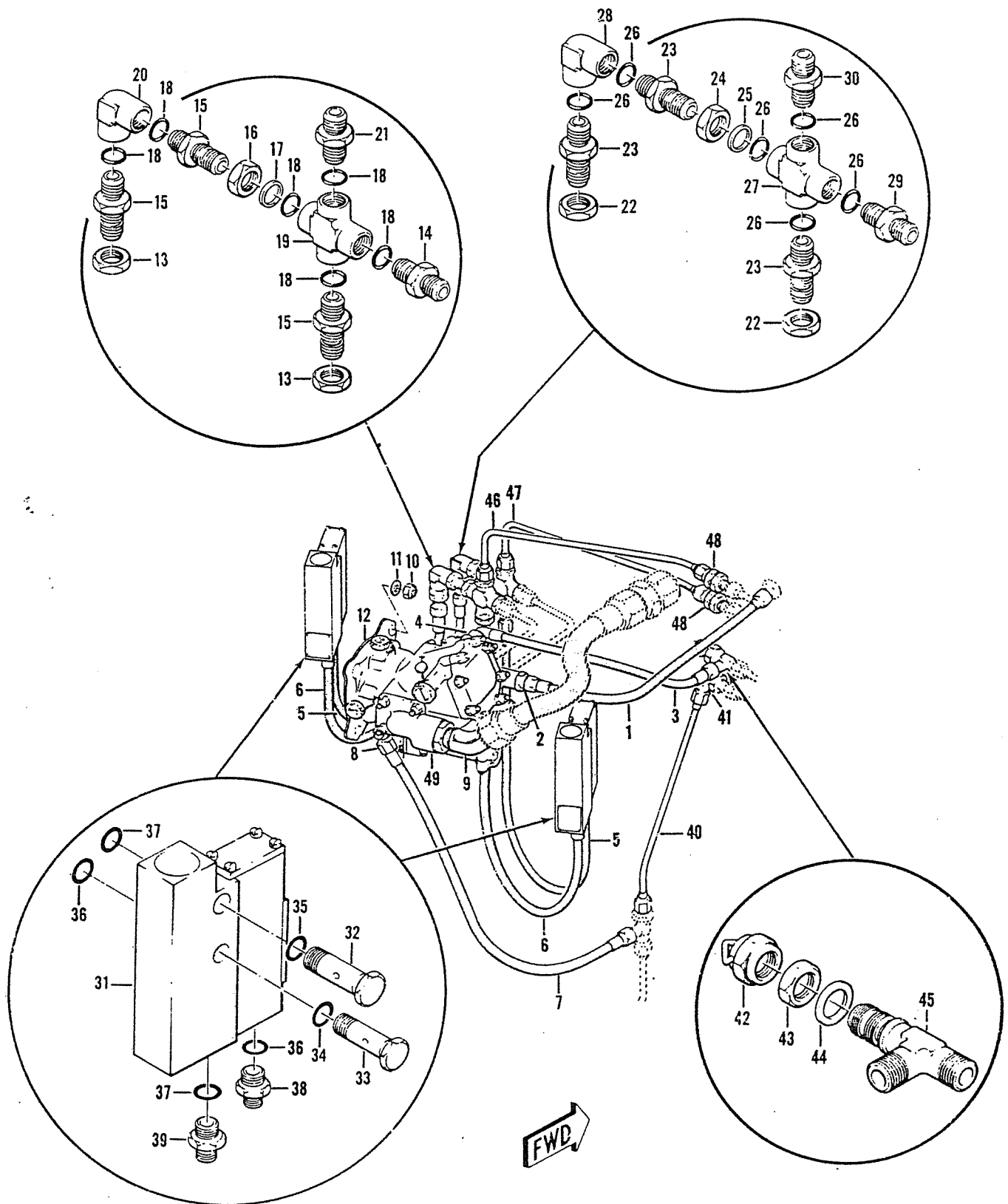


Figure 113. Valve, Solenoid Operated

2-353



(1) FIGURE & INDEX NUMBER	(2) PART NUMBER	(3) DESCRIPTION	(4) UNIT PER ASSY	(5) USABLE ON CODE
114 -	204-076-027-11	HYDRAULIC INSTL, FLIGHT CONTROLS (SEE FIG... 109 FOR NHA) (SEE FIG. 109, 112 AND 116 FOR BALANCE OF BREAKDOWN)	REF	A
	204-076-067-1	HYDRAULIC INSTL, FLIGHT CONTROLS (SEE FIG... 109 FOR NHA) (SEE FIG. 109, 112 AND 116 FOR BALANCE OF BREAKDOWN)	REF	B
- 1	R9800-5-0130	.HOSE ASSY (50599).....	1	
- 2	MS28890-5	.VALVE, CHECK.....	1	
	MS28778-5	.GASKET.....	1	
- 3	R9806-4-0120	.HOSE ASSY (50599).....	1	
- 4	MS2191606-4	.REDUCER.....	1	
	MS28778-6	.GASKET.....	1	
- 5	70-012F000A0360	.HOSE ASSY (IAW TO 1H-1(U)-534).....	2	
	MIL-H-27267-4	.HOSE.....	AR	
	MS27381-4C	.FITTINGS.....	2	
- 6	70-012G000A0360	.HOSE ASSY (IAW TO 1H-1(U)-584).....	2	
	MIL-H-27267-4	.HOSE.....	AR	
	MS27381-5C	.FITTINGS.....	2	
- 7	R9800-4-0190	.HOSE ASSY (50599).....	1	
- 8	MS2190704	.ELBOW.....	1	
	AN628904	.NUT.....	1	
	MS28778-4	.GASKET.....	1	
	MS28777-4	.RING.....	1	
- 9	MS21907012	.ELBOW.....	1	
	MS28778-12	.GASKET.....	1	
	MS28777-12	.RING.....	1	
	AN6289012	.NUT.....	1	
- 10	MS2104215	.NUT.....	4	
- 11	AN960PD516	.WASHER.....	4	
- 12	AN4044-1	.GASKET.....	1	
- 13	AN924-50	.NUT.....	2	
- 14	MS2190205	.UNION.....	1	
- 15	MS2192405	.UNION.....	3	
- 16	AN628905	.NUT.....	1	
- 17	MS28777-5	.RING.....	1	
- 18	MS28778-5	.GASKET.....	6	
- 19	AN93705	.CROSS.....	1	
- 20	AN93905	.ELBOW.....	1	
- 21	MS2191606-5	.REDUCER.....	1	
- 22	AN924-40	.NUT.....	2	
- 23	MS2192404	.UNION.....	3	
- 24	AN628904	.NUT.....	1	
- 25	MS28777-4	.RING.....	1	
- 26	MS28778-4	.GASKET.....	6	
- 27	AN93704	.CROSS.....	1	
- 28	AN93904	.ELBOW.....	1	
- 29	MS2191605-4	.REDUCER.....	1	
- 30	MS2191606-4	.REDUCER.....	1	
- 31	42550-1	.VALVE, IRREVERSIBLE FLIGHT CONTROL (81873). (BHT SPECIFICATION CONTROL DRAWING 204-076-055-11) (WHEN EXHAUSTED USE 42550-2)	2	
	42550-2	.VALVE, IRREVERSIBLE FLIGHT CONTROL (81873). (BHT SPECIFICATION CONTROL DRAWING 204-076-055-11) (USE 42550-1 UNTIL EXHAUSTED)	1	
	42550-3	.VALVE, IRREVERSIBLE FLIGHT CONTROL (81873). (BHT SPECIFICATION CONTROL DRAWING 204-076-055-1)	1	
- 32	204-076-174-1	.BOLT (AP).....	1	
- 33	204-076-175-1	.BOLT (AP).....	1	
- 34	AN6227-6	.PACKING, PREFORMED (AP).....	2	
- 35	AN6227-7	.PACKING, PREFORMED (AP).....	2	
- 36	MS28778-4	.GASKET.....	4	
- 37	MS28778-5	.GASKET.....	4	
- 38	MS2190204	.UNION.....	2	
- 39	MS2190205	.UNION.....	2	
- 40	204-076-191-93	.TUBE ASSY.....	1	
- 41	AN924-40	.NUT.....	1	

(1) FIGURE & INDEX NUMBER	(2) PART NUMBER	(3) DESCRIPTION	(4) UNIT PER ASSY	(5) USABLE ON CODE
114 - - 42 - 43 - 44 - 45 - 46 - 47 - 48 - 49	AN960PD716 MS21908D4 MS21914-4 AN924-4D AN960PD716 MS21912D4 204-076-208-1 204-076-207-1 AN924-6D MS21924D6 AA-60321R PV3044-8 PV3044-8A	.WASHER..... .ELBOW..... .CAP..... .NUT..... .WASHER..... .TEE..... .TUBE ASSY..... .TUBE ASSY..... .NUT..... .UNION..... .PUMP, AXIAL PISTONS (62983)..... .PUMP, HYDRULIC (62983) (SEE FIG. 115 FOR.... INSTL) .PUMP, HYDRULIC (62983)..... CODING EXPLANATION CODE SERIAL NUMBERS A 63-13141 THRU 63-13165 B 64-15476 AND SUBSEQUENT	1 1 1 1 1 1 1 1 1 1 1 1 1 2 2 1 1 1	

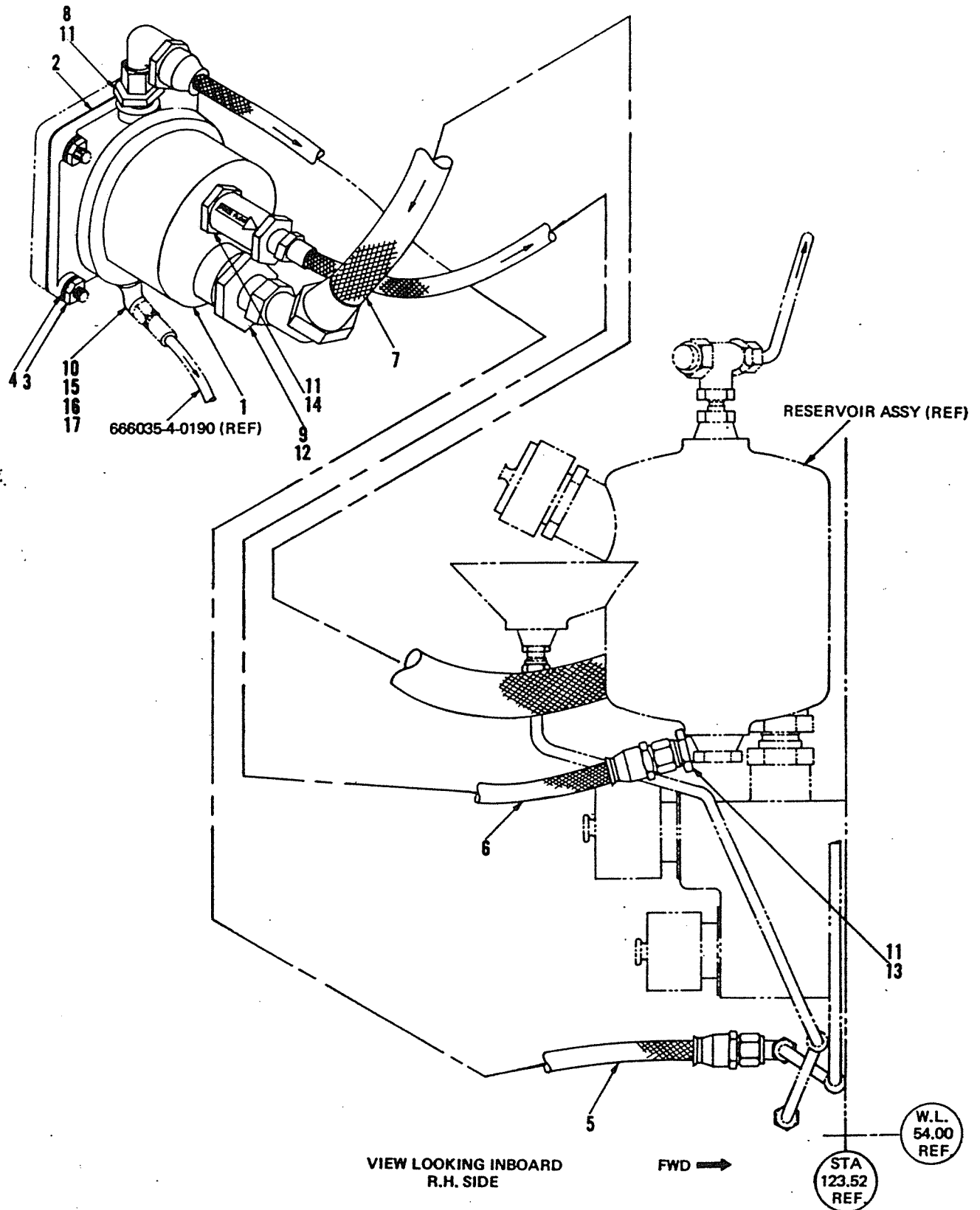


Figure 115. Hydraulic Installation, Pump PV3044-8

(1) FIGURE & INDEX NUMBER	(2) PART NUMBER	(3) DESCRIPTION	(4) UNIT PER ASSY	(5) USABLE ON CODE
114 - - 42 - 43 - 44 - 45 - 46 - 47 - 48 - 49	AN960PD716 MS21908D4 MS21914-4 AN924-4D AN960PD716 MS21912D4 204-076-208-1 204-076-207-1 AN924-6D MS21924D6 AA-60321R PV3044-8	.WASHER..... .ELBOW..... .CAP..... .NUT..... .WASHER..... .TEE..... .TUBE ASSY..... .TUBE ASSY..... .NUT..... .UNION..... .PUMP, AXIAL PISTONS (62983)..... .PUMP, HYDRULIC (62983) (SEE FIG. 115 FOR... INSTL) CODING EXPLANATION CODE SERIAL NUMBERS A 63-13141 THRU 63-13165 B 64-15476 AND SUBSEQUENT	1 1 1 1 1 1 1 1 2 2 1 1	

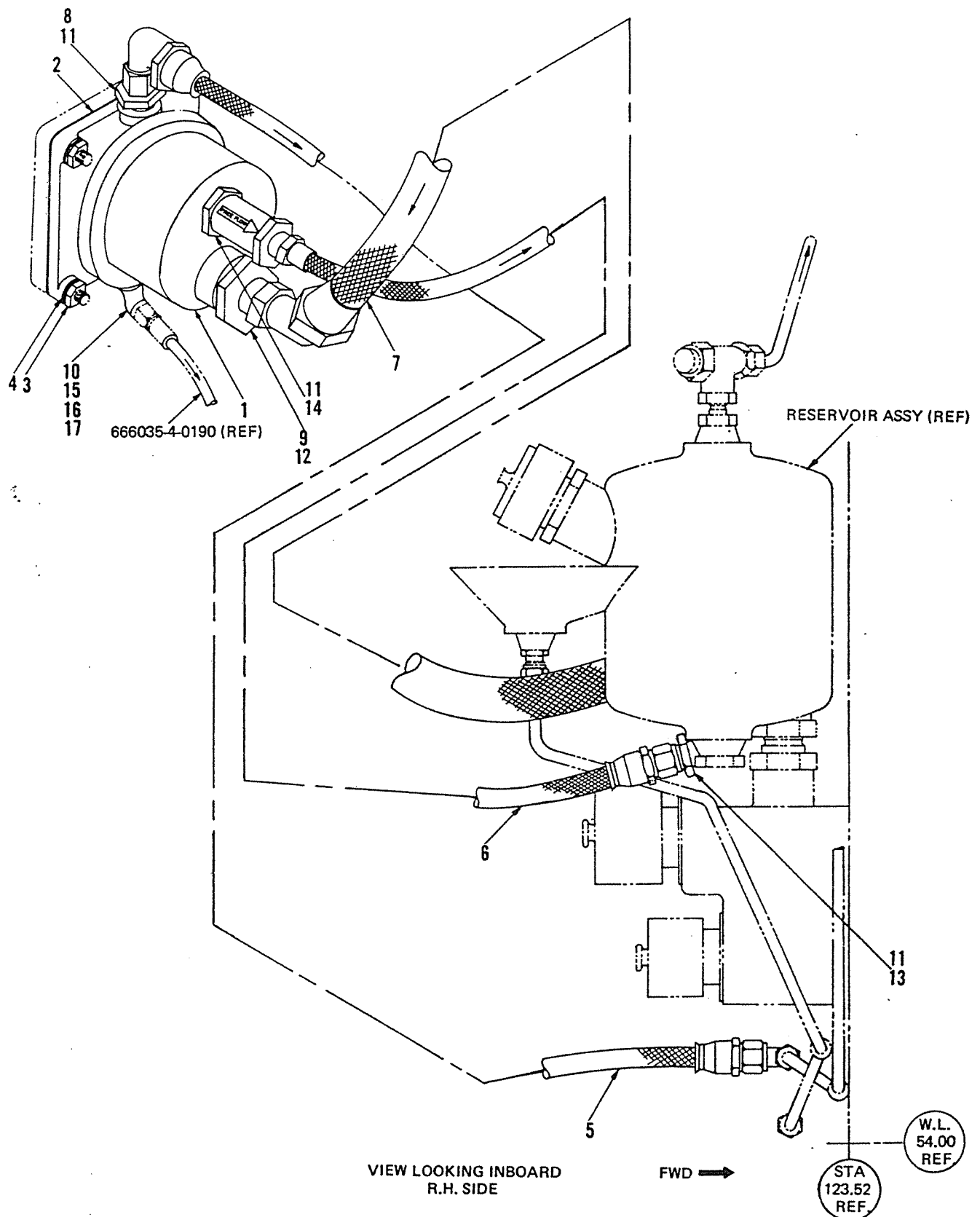


Figure 115. Hydraulic Installation, Pump PV3044-8

(1) FIGURE & INDEX NUMBER	(2) PART NUMBER	(3) DESCRIPTION	(4) UNIT PER ASSY	(5) USABLE ON CODE
115 - - 1 - 2 - 3 - 4 - 5 - 6 - 7 - 8 - 9 - 10 - 11 - 12 - 13 - 14 - 15 - 16 - 17	PV3044-10 PV3044-8 PV3044-8A MS9135-01 AN960PD516 MS21042-5 MS8001E164C MIL-H-27267-4 MS27384-4C MS27385-4C MS8001G130A MIL-H-27267-6 MS27381-6C MS8001K2700-000 MIL-H-27267-12 MS27382-12C MS21916-J6-4 MS21916-16-12S MS28778-4 MS28778-6 MS28778-16 MS21902-6S MS28892-6 MS21907-4 AN6289S4 MS28782-9	HYD. PUMP INSTL (62983)..... PUMP ASSY (62983)..... .PUMP, HYDRULIC (62983)..... .GASKET (AP)..... .WASHER (AP)..... .NUT (AP)..... .HOSE ASSY..... .HOSE..... .FITTING END..... .FITTING END..... .HOSE ASSY..... .HOSE..... .FITTING END..... .HOSE ASSY..... .HOSE..... .FITTING END..... .REDUCER..... .REDUCER..... .O-RING..... .O-RING..... .O-RING..... .UNION..... .CHECK VALVE..... .ELBOW..... .NUT..... .RING, BACK-UP.....	REF REF 1 1 4 4 1 1 1 1 1 2 1 1 2 1 1 2 3 1 1 1 1 1 1	
		NOTE THE ABOVE PARTS ARE REQUIRED FOR INITIAL INSTALLATION OF PUMP PV3044-8.		

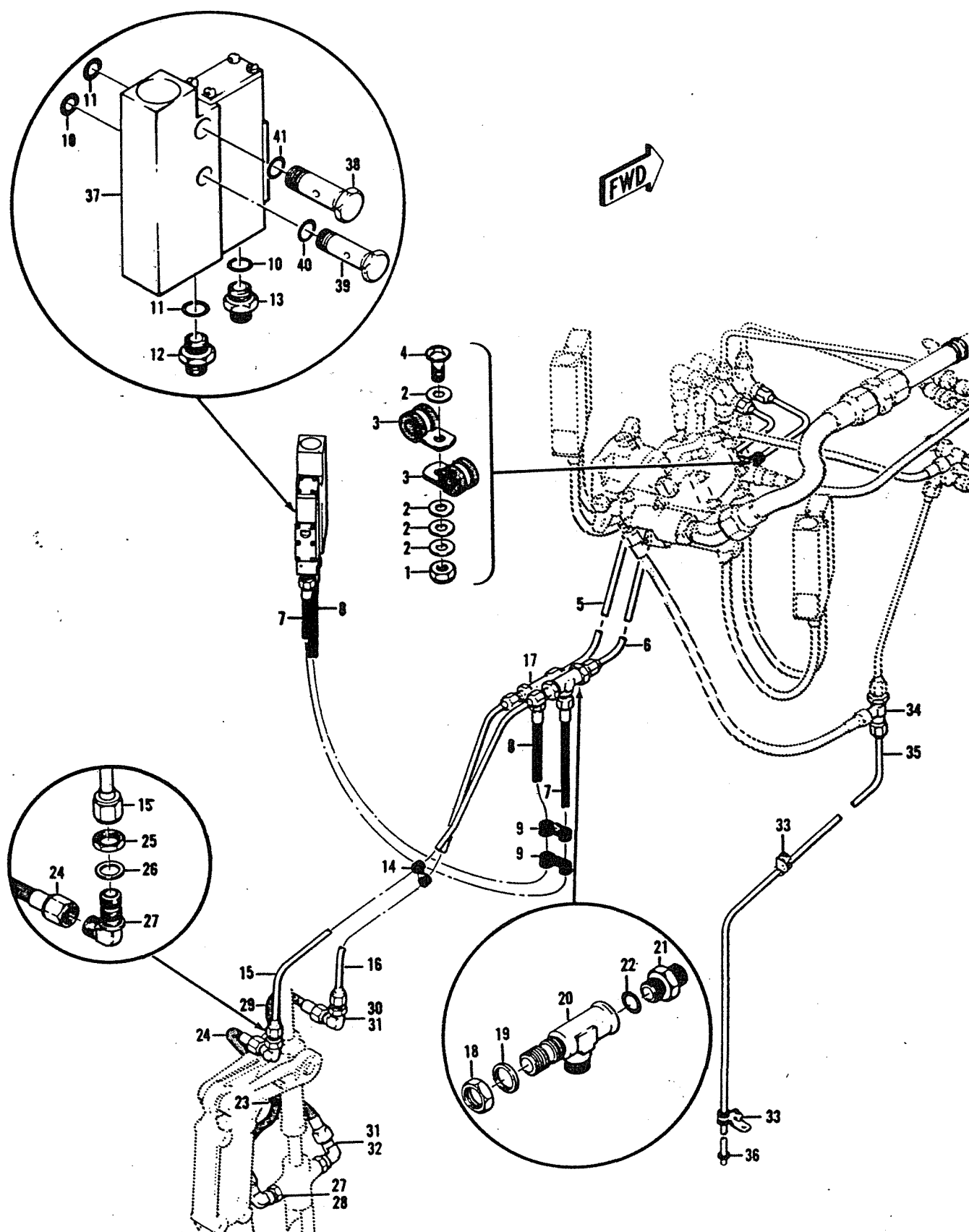


Figure 116. Hydraulic Installation, Flight Controls, Aft Center Section

(1) FIGURE & INDEX NUMBER	(2) PART NUMBER	(3) DESCRIPTION	(4) UNIT PER ASSY	(5) USABLE ON CODE
116 -	204-076-027-11	HYD INSTL, FLIGHT CONTROLS (SEE FIG. 109 FOR NHA) (SEE FIG. 109, 112 AND 114 FOR BALANCE OF BREAKDOWN)	REF	A
	204-076-067-1	HYD INSTL, FLIGHT CONTROLS (SEE FIG. 109 FOR NHA) (SEE FIG. 109, 112 AND 114 FOR BALANCE OF BREAKDOWN)	REF	B
- 1	NAS679A3	.NUT.....	1	
- 2	AN960PD10	.WASHER.....	4	
- 3	MS21919DG5	.CLAMP.....	2	
- 4	AN525-10R11	.SCREW.....	1	
- 5	204-076-191-89	.TUBE ASSY, HYD.....	1	
- 6	204-076-191-87	.TUBE ASSY, HYD.....	1	
- 7	70-012F000A340	.HOSE ASSY (FOR SPARES REPLACEMENT USE..... 70-012F000A360)	1	
	70-012F000A360	.HOSE ASSY.....	1	
	MIL-H-27267-4	..HOSE.....	AR	
	MS27381-4C	..FITTING.....	2	
- 8	70-012G000A340	.HOSE ASSY (FOR REPLACEMENT USE..... 70-012G000A360)	1	
	70-012G000A360	.HOSE ASSY.....	1	
	MIL-H-27267-5	..HOSE.....	AR	
	MS27381-5C	..FITTING.....	2	
- 9	NAS679A3	.NUT.....	2	
	AN960PD10L	.WASHER.....	2	
	AN525-10R8	.SCREW.....	2	
	MS21919DG5	.CLAMP.....	2	
	MS21919DG6	.CLAMP.....	2	
- 10	MS28778-4	.GASKET.....	2	
- 11	MS28778-5	.GASKET.....	2	
- 12	MS21902D5	.UNION.....	1	
- 13	MS21902D4	.UNION.....	1	
- 14	NAS679A3	.NUT.....	1	
	AN960PD10	.WASHER.....	2	
	MS21919DG4	.CLAMP.....	1	
	MS21919DG5	.CLAMP.....	1	
	AN525-10R8	.SCREW.....	1	
- 15	204-076-191-11	.TUBE ASSY, HYD.....	1	
- 16	204-076-191-13	.TUBE ASSY, HYD.....	1	
- 17	AN924-5D	.NUT.....	1	
	AN960PD816	.WASHER.....	1	
	MS21912D5	.TEE.....	1	
- 18	AN924-4D	.NUT.....	1	
- 19	AN960PD716	.WASHER.....	1	
- 20	MS21911D4	.TEE.....	1	
- 21	MS21916D5-4	.REDUCER.....	1	
- 22	MS28778-4	.GASKET.....	1	
- 23	NAS679A3	.NUT.....	1	
	AN960PD10L	.WASHER.....	1	
	MS21919DG5	.CLAMP.....	2	
	MS35207-263	.SCREW.....	1	
- 24	R9800-4-0170	.HOSE ASSY (50599).....	1	
	R9800CC4-0170	.HOSE ASSY (50599) (ALT).....	1	
- 25	AN924-4D	.NUT.....	1	
- 26	AN960PD716	.WASHER.....	1	
- 27	MS21908D4	.FLOW.....	2	
- 28	AN6289D4	.NUT.....	1	
	MS28778-4	.GASKET.....	1	
	MS28777-4	.RING.....	1	
- 29	R9800-5-0180	.HOSE ASSY (50599).....	1	
- 30	AN924-5D	.NUT.....	1	
	AN960PD816	.WASHER.....	1	
- 31	MS21908D5	.FLOW.....	2	
- 32	AN6289D5	.NUT.....	1	
	MS28778-5	.GASKET.....	1	
	MS28777-5	.RING.....	1	
- 33	NAS679A3	.NUT.....	4	
	AN743-12	.BRACKET.....	2	
	AN960PD10	.WASHER.....	8	
	MS21919DG4	.CLAMP.....	2	

(1) FIGURE & INDEX NUMBER	(2) PART NUMBER	(3) DESCRIPTION	(4) UNIT PER ASSY	(5) USABLE ON CODE
116 -	AN525-10R8	.SCREW.....	4	
- 34	AN924-40	.NUT.....	1	
	AN960PD716	.WASHER.....	1	
	MS21912D4	.TEE.....	1	
- 35	204-076-191-97	.TUBE ASSY, HYD.....	1	
- 36	MS35489-6	.GROMMET.....	1	
- 37	42550-2	.VALVE ASSY, IRREVERSIBLE FLIGHT CONTROL.... (81873) (BHT SPECIFICATION CONTROL DRAWING 204-076-055-1)	1	
	42550-3	.VALVE ASSY, IRREVERSIBLE FLIGHT CONTROL.... (81873) (BHT SPECIFICATION CONTROL DRAWING 204-076-055-11)	1	
- 38	204-076-174-1	.BOLT (AP).....	1	
- 39	204-076-175-1	.BOLT (AP).....	1	
- 40	AN6227-6	.PACKING, PREFORMED (AP).....	1	
- 41	AN6227-7	.PACKING, PREFORMED (AP).....	1	
		CODING EXPLANATION		
		CODE SERIAL NUMBERS		
		A 63-13141 THRU 63-13165		
		B 64-15476 AND SUBSEQUENT		

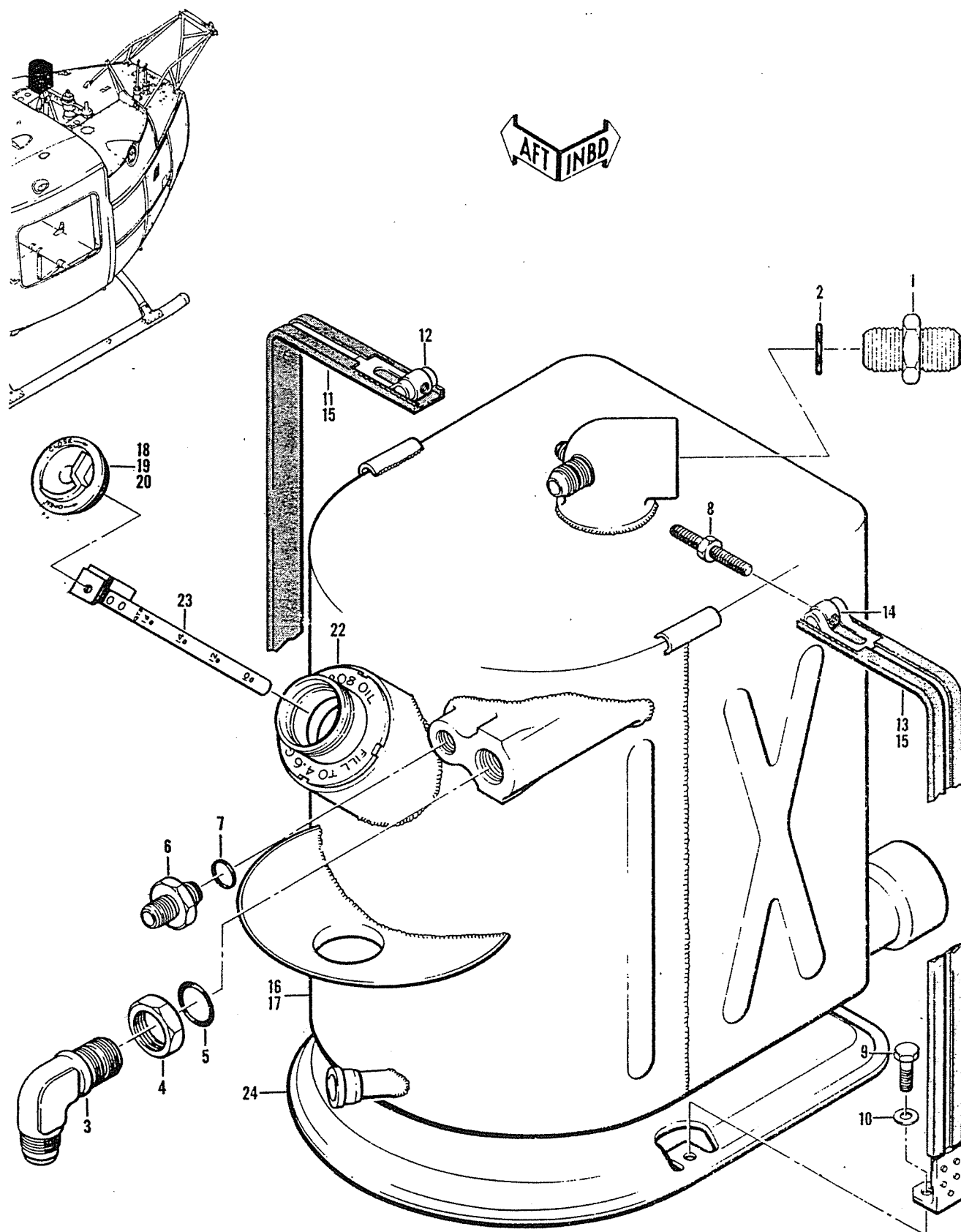


Figure 117. Oil System Installation, Tank Section

(1) FIGURE & INDEX NUMBER	(2) PART NUMBER	(3) DESCRIPTION	(4) UNIT PER ASSY	(5) USABLE ON CODE
117 -	204-200-021-1	SECTION ASSY, HELICOPTER FWD (SEE FIG. 58,... 60, 62, 64, 66, 67, 75, 78, 79, 80, 81, 83, 88, 97, 105, 106, 109, 127, 128, 135, 152 AND 183 FOR BALANCE OF BREAKDOWN)	REF	A
	204-200-021-5	SECTION ASSY, HELICOPTER FWD (SEE FIG. 58,... 60, 62, 64, 66, 67, 75, 78, 79, 80, 81, 83, 88, 97, 105, 106, 109, 127, 128, 135, 152 AND 183 FOR BALANCE OF BREAKDOWN)	REF	B
	204-200-021-7	SECTION ASSY, HELICOPTER FWD (SEE FIG. 58,... 60, 62, 64, 66, 67, 75, 78, 79, 80, 81, 83, 88, 97, 105, 106, 109, 127, 128, 135, 152 AND 183 FOR BALANCE OF BREAKDOWN)	REF	C
	204-200-021-3	SECTION ASSY, HELICOPTER FWD (SEE FIG. 58,... 60, 62, 64, 66, 67, 75, 78, 79, 80, 81, 83, 88, 97, 105, 106, 109, 127, 128, 135, 152 AND 183 FOR BALANCE OF BREAKDOWN)	REF	D
	204-200-021-11	SECTION ASSY, HELICOPTER FWD (SEE FIG. 58,... 60, 62, 64, 66, 67, 75, 77, 78, 79, 80, 81, 83, 88, 97, 105, 106, 109, 127, 128, 135, 152 AND 183 FOR BALANCE OF BREAKDOWN)	REF	E
	204-200-021-13	SECTION ASSY, HELICOPTER FWD (SEE FIG. 58,... 60, 62, 64, 66, 67, 75, 77, 78, 79, 80, 81, 83, 88, 97, 105, 106, 109, 127, 128, 135, 152 AND 183 FOR BALANCE OF BREAKDOWN)	REF	F
	204-200-021-15	SECTION ASSY, HELICOPTER FWD (SEE FIG. 58,... 60, 62, 64, 66, 67, 75, 77, 78, 79, 80, 81, 83, 88, 97, 105, 106, 109, 127, 128, 135, 152 AND 183 FOR BALANCE OF BREAKDOWN)	REF	G
	204-200-021-17	SECTION ASSY, HELICOPTER FWD (SEE FIG. 58,... 60, 62, 64, 66, 67, 75, 77, 78, 79, 80, 81, 83, 88, 97, 105, 106, 109, 127, 128, 135, 152 AND 183 FOR BALANCE OF BREAKDOWN)	REF	H
	204-200-021-19	SECTION ASSY, HELICOPTER FWD (SEE FIG. 58,... 60, 62, 64, 65, 66, 67, 75, 77, 78, 79, 80, 81, 83, 88, 97, 105, 106, 109, 127, 128, 129, 136, 152, 155, 183 AND 214 FOR BALANCE OF BREAKDOWN)	REF	J
	204-062-500-1	.OIL SYSTEM INSTL, TANK SECTION (SEE FIG.... 118 THRU 121 FOR BALANCE OF BREAKDOWN)	1	A
	204-062-500-3	.OIL SYSTEM INSTL, TANK SECTION (SEE FIG.... 118 THRU 121 FOR BALANCE OF BREAKDOWN)	1	K
- 1	AN815-12D	..UNION.....	1	
- 2	NAS617-12	..PACKING, PREFORMED.....	1	
- 3	AN833-12D	..ELBOW.....	1	
- 4	AN924-12D	..NUT.....	1	
- 5	NAS617-12	..PACKING, PREFORMED.....	1	
- 6	AN815-8D	..UNION.....	1	
- 7	NAS617-8	..PACKING, PREFORMED.....	1	
	204-062-505-51	..TANK ASSY.....	1	
- 8	NAS27-3-18	..TURNBUCKLE (AP).....	1	
- 9	AN4-5A	..BOLT (AP).....	2	
- 10	AN960PD416L	..WASHER (AP).....	2	
	204-062-507-1	..STRAP ASSY (AP).....	1	
	204-062-507-3	..STRAP ASSY (AP).....	1	
- 11	204-062-507-5	..STRAP ASSY (USBL ON 204-062-507-1).....	1	
- 12	NAS25-3KLTRUNNION.....	1	
- 13	204-062-507-7	..STRAP ASSY (USBL ON 204-062-507-3).....	1	
- 14	NAS25-3KRTRUNNION.....	1	
- 15	204-062-507-13	..PAD.....	2	
- 16	204-062-505-53	..TANK ASSY.....	1	
- 17	204-060-528-1NAMEPLATE, OIL TANK.....	1	
- 18	204-062-505-33	..ADAPTER ASSY.....	1	
- 19	417-200CAP ASSY (00870) (BHT SPECIFICATION.... CONTROL DRAWING 204-062-530-1)	1	
	PACKING, PREFORMED (99321).....	1	
- 20	417-192-3			
- 21	DELETED			
- 22	NAS617-28PACKING, PREFORMED.....	1	
- 23	204-062-579-1DIP STICK.....	1	
- 24	204-062-506-1	..SUPPORT ASSY.....	1	

(1) FIGURE & INDEX NUMBER	(2) PART NUMBER	(3) DESCRIPTION	(4) UNIT PER ASSY	(5) USABLE ON CODE
117 -		<p>CODING EXPLANATION</p> <p>CODE SERIAL NUMBERS</p> <p>A 63-13141 THRU 63-13142</p> <p>B 63-13143 THRU 63-13145</p> <p>C 63-13146 THRU 63-13165</p> <p>D 64-15476 THRU 65-7924</p> <p>E 65-7925 THRU 65-7938</p> <p>F 65-7939 THRU 65-7942</p> <p>G 65-7943 THRU 66-1222</p> <p>H 66-1223 THRU 66-1224</p> <p>J 66-1225 AND SUBSEQUENT</p> <p>K 63-13143 AND SUBSEQUENT</p>		

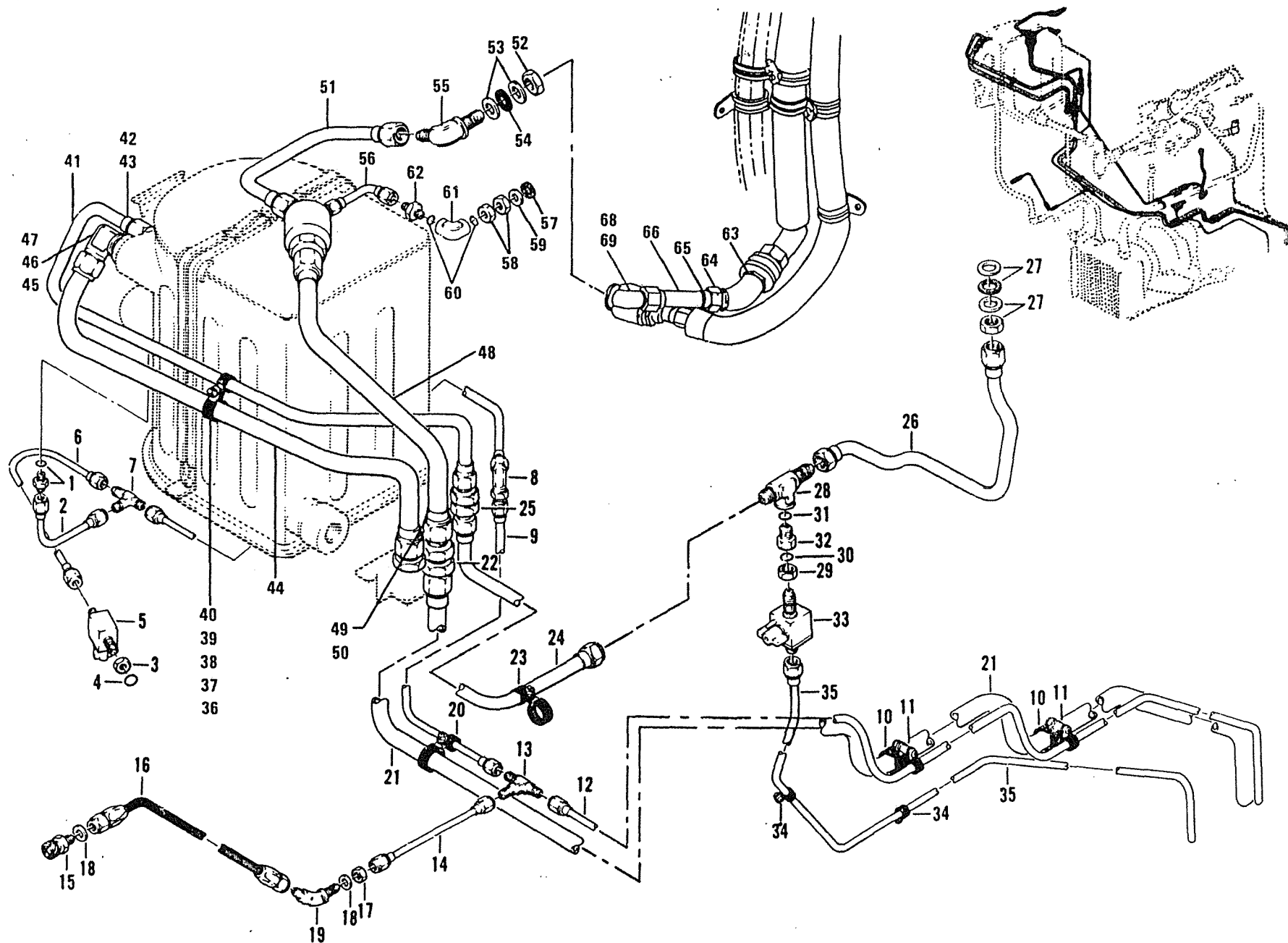


Figure 118. Oil System, Upper Tube Section

(1) FIGURE & INDEX NUMBER	(2) PART NUMBER	(3) DESCRIPTION	(4) UNIT PER ASSY	(5) USABLE ON CODE
118 -	204-062-500-1	OIL SYSTEM INSTL, UPPER TUBE SECTION (SEE... FIG. 117 FOR NHA) (SEE FIG. 117, 119, 120 AND 121 FOR BALANCE OF BREAKDOWN)	REF	A
	204-062-500-3	OIL SYSTEM INSTL, UPPER TUBE SECTION (SEE... FIG. 117 FOR NHA) (SEE FIG. 117, 119, 120 AND 121 FOR BALANCE OF BREAKDOWN)	REF	B
- 1	AN815-6D	.UNION.....	1	
	NAS617-6	.PACKING PREFORMED.....	1	
- 2	204-062-575-1	.TUBE ASSY, SCUPPER DRAIN.....	1	
- 3	AN924-6D	.NUT.....	1	
- 4	NAS617-6	.PACKING, PREFORMED.....	1	
- 5	465C62NSW	.VALVE (91511).....	1	
	3-4452-6	.VALVE (75361) (ALT).....	1	
	8151-6AP	.VALVE (75361) (ALT).....	1	
- 6	204-062-574-1	.TUBE ASSY, SCUPPER DRAIN.....	1	
- 7	AN824-6D	.TEE.....	1	
- 8	AN924-6D	.NUT.....	1	
	AN960PD916L	.WASHER.....	2	
	AN833-6D	.ELBOW.....	1	
- 9	204-062-588-1	.TUBE ASSY, SCUPPER DRAIN.....	1	
- 10	NAS679A3	.NUT.....	2	
	AN960PD10L	.WASHER.....	2	
	MS35207-265	.SCREW.....	2	
	MS21919DG6	.CLAMP.....	2	
	MS21919DG12	.CLAMP.....	2	
- 11	NAS43DD3-16	.SPACER.....	1	
- 12	204-062-572-1	.TUBE ASSY, SCUPPER DRAIN.....	1	
- 13	AN824-6D	.TEE.....	1	
- 14	204-062-587-1	.TUBE ASSY.....	1	
- 15	375504-6	.COUPLING HALF (00624) (FEMALE).....	1	
	375200-6	.COUPLING HALF (00624) (MALE) (SEE FIG. 7).....	REF	
- 16	70-010H000V115	.HOSE ASSY.....	1	
- 17	AN924-6D	.NUT.....	1	
- 18	AN960PD916	.WASHER.....	2	
- 19	AN837-6D	.ELBOW.....	1	
- 20	NAS679A3	.NUT.....	1	
	AN960PD10L	.WASHER.....	1	
	MS35207-263	.SCREW.....	1	
	MS21919DG6	.CLAMP.....	1	
	MS21919DG12	.CLAMP.....	1	
- 21	204-062-548-1	.TUBE ASSY, TANK VENT.....	1	
- 22	AN924-12D	.NUT.....	1	
	AN837-12D	.UNION.....	1	
	AN960PD1716L	.WASHER.....	2	
- 23	NAS679A3	.NUT.....	1	
	AN960PD10L	.WASHER.....	1	
	MS35207-263	.SCREW.....	1	
	MS21919DG16	.CLAMP.....	1	
	MS21919DG8	.CLAMP.....	1	
- 24	204-062-551-1	.TUBE ASSY, OIL RETURN ENGINE.....	1	
- 25	AN832-8D	.UNION.....	1	
	AN924-8D	.NUT.....	1	
	AN960PD1216L	.WASHER.....	2	
- 26	204-062-557-1	.TUBE ASSY, OIL RETURN ENGINE.....	1	
- 27	AN924-8D	.NUT.....	1	
	AN960PD1216L	.WASHER.....	2	
	204-060-574-007	.GASKET.....	1	
- 28	AN78308	.TEE.....	1	
- 29	AN924-6D	.NUT.....	1	
- 30	NAS617-8	.PACKING, PREFORMED.....	1	
- 31	NAS617-6	.PACKING, PREFORMED.....	1	
- 32	AN893-12D	.BUSHING.....	1	
- 33	465C62NSW	.VALVE (91511).....	1	
	3-4452-6	.VALVE (75361) (ALT).....	1	
	8151-6AP	.VALVE (75361) (ALT).....	1	
- 34	NAS679A3	.NUT.....	2	
	AN960PD10L	.WASHER.....	2	
	MS35207-263	.SCREW.....	2	
	MS21919DG6	.CLAMP (AEPNO 61-2479).....	2	

FIGURE & INDEX NUMBER	PART NUMBER	DESCRIPTION							UNITS PER ASSY	USABLE ON CODE
		1	2	3	4	5	6	7		
118	-35	204-062-558-1	.	TUBE ASSY, DRAIN	1	
	-36	MS21042L3	.	NUT (96906)	1	
	-37	AN960PD10L	.	WASHER (88044)	1	
	-38	AN520-10R8	.	SCREW (88044)	1	
	-39	MS21919DG14	.	CLAMP (96906)	1	
	-40	MS21919DG10	.	CLAMP (96906)	1	
	-41	70-010J000V350	.	HOSE ASSY (97499)	1	
	-42	AN815-8D	.	UNION (88044)	1	
	-43	NAS617-8	.	PACKING (80205)	1	
	-44	70-010L000V304	.	HOSE ASSY (97499)	1	
	-45	AN833-12D	.	ELBOW (88044)	1	
	-46	AN924-12D	.	NUT (88044)	1	
	-47	NAS617-12	.	PACKING (80205)	1	
	-48	204-062-509-1	.	TUBE ASSY, TANK VENT (97499)	1	
	-49	AN815-12D	.	UNION (88044)	1	
	-50	NAS617-12	.	PACKING (80205)	1	
	-51	1-300-557-01	.	HOSE ASSY (91547)	1	
	-52	AN924-8D	.	NUT (97499)	1	
	-53	AN960PD1216L	.	WASHER (88044)	2	
	-54	204-060-534-7	.	GASKET (97499)	1	
	-55	AN833-8D	.	ELBOW (88044)	1	
	-56	1-300-554-01	.	HOSE ASSY (91547)	1	
	-57	204-060-534-5	.	GASKET (97499)	1	
	-58	204-060-108-1	.	NUT (97499)	2	
	-59	AN960PD716L	.	WASHER (88044)	1	
	-60	NAS617-4	.	PACKING (80205)	2	
	-61	AN939D4	.	ELBOW (88044)	1	
	-62	AN815-4D	.	UNION (88044)	1	
	-63	AN837-8D	.	ELBOW, TUBE (88044)	1	
	-64	1-010-401-01	.	TUBE, VENT (91547)	1	
	-65	MS20819-8D	.	SLEEVE, FARED (96906)	2	
	-66	AN818-8D	.	NUT, TUBE COUPLING (88044)	2	
	-67	AN941D8	.	ELBOW (88044)	1	
	-68	NAS617-8	.	PACKING (80205)	1	
	-69	AN815-8D	.	UNION (88044)	1	
CODING EXPLANATION										
CODE SERIAL NUMBERS										
A 63-13141 THRU 63-13142										
B 63-13143 AND SUBSEQUENT										

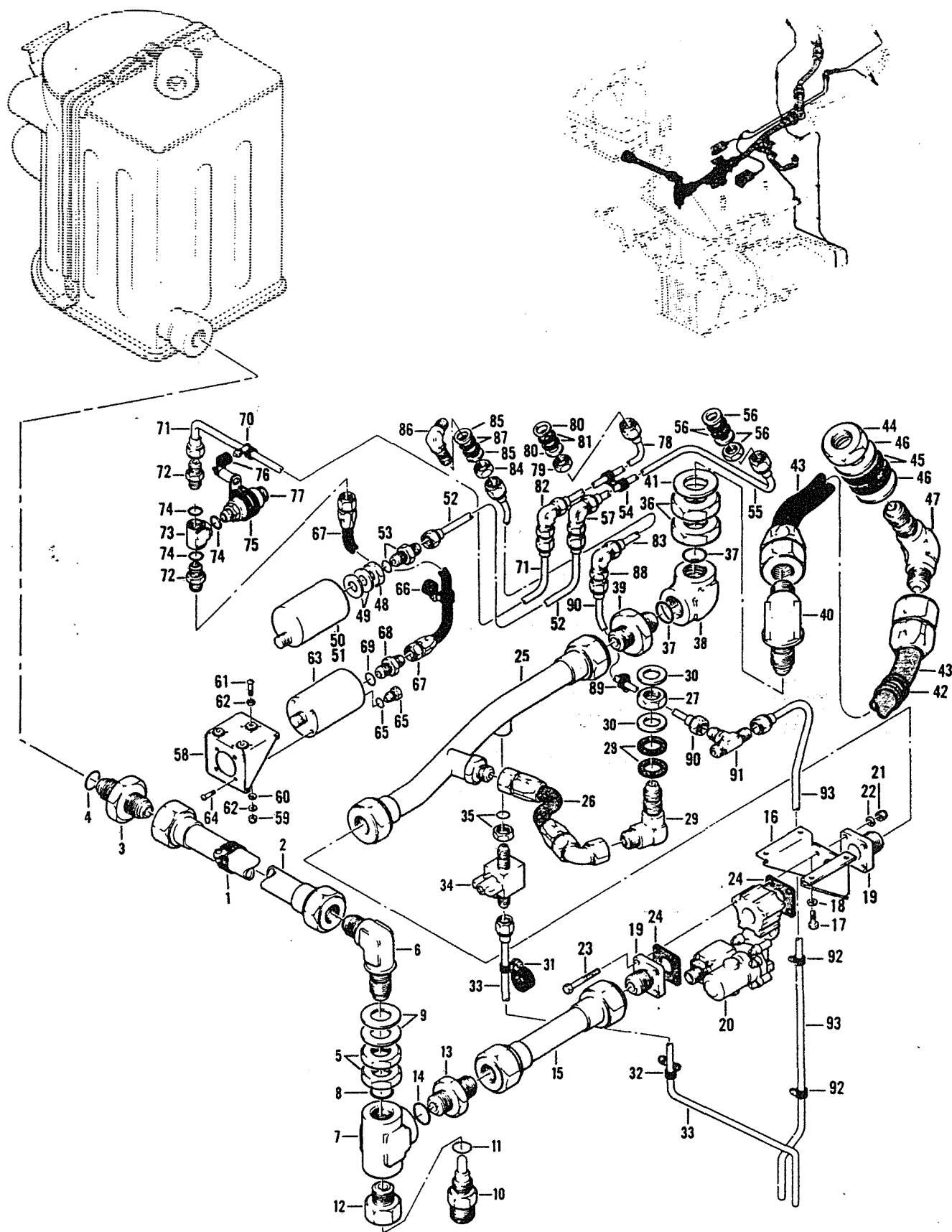


Figure 119. Oil System Installation, Center Tube Section

(1) FIGURE & INDEX NUMBER	(2) PART NUMBER	(3) DESCRIPTION	(4) UNIT PER ASSY	(5) USABLE ON CODE
119 -	204-062-500-1	OIL SYSTEM INSTL, CENTER TUBE SECTION (SEE.. FIG. 117 FOR NHA) (SEE FIGS. 117, 118, 120 AND 121 FOR BALANCE OF BREAKDOWN)	REF	A
	204-062-500-3	OIL SYSTEM INSTL, CENTER TUBE SECTION (SEE.. FIG. 117 FOR NHA) (SEE FIGS 117, 118, 120 AND 121 FOR BALANCE OF BREAKDOWN)	REF	B
- 1	NAS679A3	.NUT.....	1	
	AN960PD10L	.WASHER.....	1	
	MS35207-263	.SCREW.....	1	
	MS21919DG20	.CLAMP.....	1	
- 2	204-062-576-1	.TUBE ASSY, OIL SUPPLY.....	1	
- 3	AN815-20D	.UNION.....	1	
- 4	NAS617-20	.PACKING, PREFORMED.....	1	
- 5	204-060-976-1	.NUT.....	2	
- 6	AN833-20D	.ELBOW.....	1	
- 7	AN938D20	.TEE.....	1	
- 8	NAS617-20	.PACKING, PREFORMED.....	1	
- 9	AN960PD2616L	.WASHER.....	2	
- 10	MS28034-3	.BULB, TEMPERATURE.....	1	
- 11	NAS617-20	.PACKING, PREFORMED.....	1	
- 12	AN893-6D	.BUSHING.....	1	
- 13	AN815-20D	.UNION.....	1	
- 14	NAS617-20	.PACKING, PREFORMED.....	1	
- 15	204-062-556-1	.TUBE ASSY, OIL SUPPLY.....	1	
- 16	204-062-543-1	.BRACKET.....	1	
- 17	AN3-3A	.BOLT (AP).....	4	
- 18	AN960PD10L	.WASHER (AP).....	4	
- 19	204-062-544-1	.CONNECTOR.....	2	
- 20	AV1681716C	.VALVE (73760) (BHT SPECIFICATION CONTROL... DRAWING 204-062-520-1)	1	
- 21	NAS679A3	.NUT (AP).....	4	
- 22	AN960PD10L	.WASHER (AP).....	4	
- 23	AN3-20A	.BOLT (AP).....	4	
- 24	204-060-533-1	.GASKET (AP).....	2	
- 25	204-062-585-9	.TUBE ASSY.....	1	
- 26	70-010M180C074	.HOSE ASSY.....	1	
- 27	204-062-586-1	.NUT.....	1	
- 28	204-060-534-13	.GASKET.....	2	
- 29	204-062-590-1 -	.FITTING.....	1	
- 30	AN960PD2116L	.WASHER.....	2	
- 31	NAS679A3	.NUT.....	1	
	AN960PD10L	.WASHER.....	1	
	MS35207-263	.SCREW.....	1	
	MS21919DG16	.CLAMP.....	1	
	MS21919DG6	.CLAMP.....	1	
- 32	NAS679A3	.NUT.....	1	
	AN960PD10L	.WASHER.....	1	
	NAS43DD3-16	.SPACER.....	1	
	MS35207-265	.SCREW.....	1	
	MS21919DG6	.CLAMP.....	1	
- 33	204-062-559-1	.TUBE ASSY, DRAIN.....	1	
- 34	465C62NSW	.VALVE (91511).....	1	
	3-4452-6	.VALVE (75361) (ALT).....	1	
	8151-6AP	.VALVE (75361) (ALT).....	1	
- 35	AN924-6D	.NUT.....	1	
	NAS617-6	.PACKING, PREFORMED.....	1	
- 36	204-060-976-1	.NUT.....	2	
- 37	NAS617-20	.PACKING, PREFORMED.....	2	
- 38	AN939D20	.ELBOW.....	1	
- 39	AN815-20D	.UNION.....	1	
- 40	AN833-20D	.ELBOW.....	1	
- 41	AN960PD2616	.WASHER.....	1	
- 42	NAS679A3	.NUT (USBL ON 204-062-500-3).....	1	
	AN960PD10L	.WASHER (USBL ON 204-062-500-3).....	1	
	AN960C10L	.WASHER (USBL ON 204-062-500-3).....	2	
	NAS43DD3-32	.SPACER (USBL ON 204-062-500-3).....	1	
	AN525-10R16	.SCREW (USBL ON 204-062-500-3).....	1	
	MS21919H23	.CLAMP (USBL ON 204-062-500-3).....	1	
- 43	70-010N1008191	.HOSE ASSY.....	1	

Section II
Group Assembly Parts List

T.O. 1H-1(U)F-4

(1) FIGURE & INDEX NUMBER	(2) PART NUMBER	(3) DESCRIPTION	(4) UNIT PER ASSY	(5) USABLE ON CODE
119 - 44	204-060-976-1	.NUT.....	1	
- 45	204-060-534-15	.GASKET.....	2	
- 46	204-062-531-1	.WASHER.....	2	
- 47	AN833-20D	.ELBOW.....	1	
- 48	AN924-12D	.NUT.....	1	
- 49	AN960PD1716L	.WASHER.....	2	
- 50	TRU80A	.TRANSMITTER, TORQUE PRESS (GFE) (AERNO..... 61-2479)	1	
- 51	100-016-1	.PLUG.....	1	
	NAS617-4	.PACKING, PREFORMED.....	1	
- 52	204-062-571-1	.TUBE ASSY, GEARBOX TORQUE PRESSURE.....	1	
- 53	AN815-4D	.UNION.....	1	
	NAS617-4	.PACKING, PREFORMED.....	1	
- 54	NAS679A3	.NUT.....	1	
	AN960PD10L	.WASHER.....	1	
	MS35207-263	.SCREW.....	1	
	MS21919DG4	.CLAMP.....	2	
- 55	204-062-564-1	.TUBE ASSY, TORQUE PRESSURE.....	1	
- 56	AN924-4D	.NUT.....	1	
	AN960-716L	.WASHER.....	2	
	204-060-534-5	.GASKET.....	2	
- 57	AN924-4D	.NUT.....	1	
	AN960PD716	.WASHER.....	2	
	AN833-4D	.ELBOW.....	1	
- 58	204-060-671-1	.BRACKET (REPLACE WITH 204-060-671-3).....	1	
	204-060-671-3	.BRACKET (REPLACES 204-060-671-1).....	1	
- 59	MS21042L08	.NUT (AP).....	3	
- 60	AN960PD8L	.WASHER (AP).....	3	
- 61	MS35207-248	.SCREW (AP).....	3	
- 62	AN8013D1	.WASHER (AP).....	6	
- 63	MS28005-3	.TRANSMITTER, OIL PRESSURE (GFE) (AERNO..... 61-3102)	1	
- 64	MS35206-231	.SCREW (AP).....	4	
- 65	100-016-1	.PLUG.....	1	
	NAS617-4	.PACKING, PREFORMED.....	1	
- 66	NAS679A3	.NUT.....	1	
	AN960PD10L	.WASHER.....	1	
	MS35207-263	.SCREW.....	1	
	MS21919DG6	.CLAMP.....	1	
	MS21919DG16	.CLAMP.....	1	
- 67	70-010F000D	.HOSE ASSY.....	1	
- 68	204-060-670-1	.RESTRICTOR.....	1	
- 69	NAS617-4	.PACKING, PREFORMED.....	1	
- 70	NAS679A3	.NUT.....	1	
	NAS430D3-48	.SPACER.....	1	
	AN960PD10L	.WASHER.....	1	
	MS35207-265	.SCREW.....	1	
	MS21919DG4	.CLAMP.....	1	
- 71	204-062-570-1	.TUBE ASSY, GEARBOX OIL PRESSURE.....	1	
- 72	AN815-4D	.UNION.....	2	
- 73	AN938D4	.TEE.....	1	
- 74	NAS617-4	.PACKING, PREFORMED.....	3	
- 75	NAS679A3	.NUT.....	1	
	AN960PD10L	.WASHER.....	1	
	MS35207-267	.SCREW.....	1	
	NAS430D3-32	.SPACER.....	1	
	MS21919DG13	.CLAMP.....	1	
- 76	MS21919DG4	.CLAMP.....	1	
- 77	7G184	.SWITCH (09049).....	1	
- 78	204-062-562-1	.TUBE ASSY, OIL PRESSURE.....	1	
- 79	AN924-4D	.NUT.....	1	
- 80	AN960-716L	.WASHER.....	2	
- 81	204-060-534-5	.GASKET.....	2	
- 82	AN924-4D	.NUT.....	1	
	AN960PD716	.WASHER.....	2	
	AN837-4D	.ELBOW.....	1	
- 83	204-062-565-1	.TUBE ASSY, TAILPIPE DRAIN.....	1	
- 84	204-060-056-1	.HALF-NUT.....	1	
- 85	AN960-716L	.WASHER.....	2	

(1) FIGURE & INDEX NUMBER	(2) PART NUMBER	(3) DESCRIPTION	(4) UNIT PER ASSY	(5) USABLE ON CODE
119 - 86 - 87 - 88 - 89 - 90 - 91 - 92 - 93	AN833-4 204-060-534-5 AN924-4D AN960PD716 AN833-4D NAS679A3 AN960PD10L MS35207-263 MS21919DG6 MS21919DG4 204-062-580-1 AN824-4D MS21919DG4 204-062-581-1	.ELBOW..... .GASKET..... .NUT..... .WASHER..... .ELBOW..... .NUT..... .WASHER..... .SCREW..... .CLAMP..... .CLAMP..... .TUBE ASSY, TAILPIPE DRAIN, DECK TO TEE..... .TEE..... .CLAMP..... .TUBE ASSY, TAILPIPE DRAIN, TEE TO OVERBOARD	1 2 1 2 1 1 1 1 1 1 1 1 2 1	
		CODING EXPLANATION		
		CODE SERIAL NUMBERS		
		A 63-13141 THRU 63-13142		
		B 63-13143 AND SUBSEQUENT		

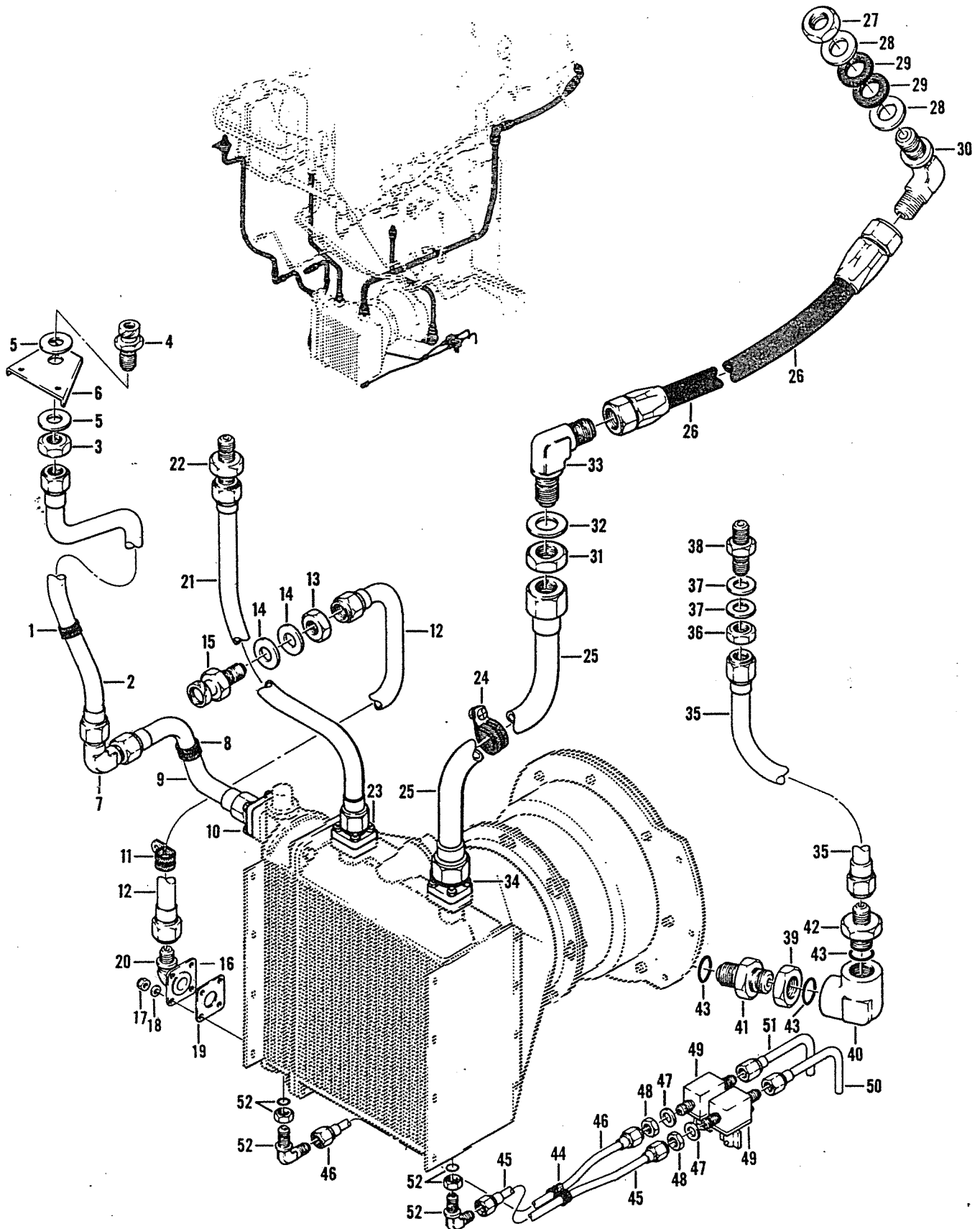


Figure 120. Oil System Installation, Lower Tube Section

(1) FIGURE & INDEX NUMBER	(2) PART NUMBER	(3) DESCRIPTION	(4) UNIT PER ASSY	(5) USABLE ON CODE
120 -	204-062-500-1	OIL SYSTEM INSTL, LWR TUBE SECTION (SEE FIG. 117 FOR NHA) (SEE FIGS. 117, 118, 119 AND 121 FOR BALANCE OF BREAKDOWN)	REF	A
	204-062-500-3	OIL SYSTEM INSTL, LWR TUBE SECTION (SEE FIG. 117 FOR NHA) (SEE FIGS. 117, 118, 119 AND 121 FOR BALANCE OF BREAKDOWN)	REF	B
- 1	NAS679A3	.NUT.....	1	
	AN960D10L	.WASHER.....	1	
	MS35207-263	.SCREW.....	1	
	MS21919DG12	.CLAMP.....	1	
- 2	204-040-758-1	.TUBE ASSY.....	1	
- 3	AN924-12D	.NUT.....	1	
- 4	375200-12	.COUPLING HALF (00624).....	1	
- 5	AN960PD1716	.WASHER.....	2	
- 6	204-040-741-1	.BRACKET.....	1	
- 7	AN821-12D	.ELBOW.....	1	
- 8	NAS679A3	.NUT.....	2	
	AN960PD10L	.WASHER.....	2	
	MS35207-263	.SCREW.....	2	
	MS21919DG12	.CLAMP.....	1	
	AN743-6	.CLIP.....	1	
- 9	204-062-578-1	.TUBE ASSY, COOLER OIL OUT.....	1	
- 10	NAS679A3	.NUT.....	4	
	AN960PD10L	.WASHER.....	4	
	AN763-12	.GASKET.....	1	
	MS20760D12	.CONNECTOR.....	1	
- 11	MS21919DG12	.CLAMP.....	1	
- 12	204-062-577-1	.TUBE ASSY, COOLER OIL IN.....	1	
- 13	AN924-12D	.NUT.....	1	
- 14	AN960PD1716L	.WASHER.....	2	
- 15	375200-12	.COUPLING HALF (00624).....	1	
- 16	MS20756D12	.FLANGE.....	1	
- 17	NAS679A3	.NUT (AP).....	4	
- 18	AN960PD10L	.WASHER (AP).....	4	
- 19	AN763-12	.GASKET (AP).....	1	
- 20	MS20762D12	.CONNECTOR.....	1	
- 21	204-062-550-1	.TUBE ASSY, OIL RETURN COOLER.....	1	
- 22	AN924-12D	.NUT.....	1	
	AN960PD1716L	.WASHER.....	2	
	AN832-12D	.UNION.....	1	
- 23	NAS679A3	.NUT.....	4	
	AN960PD10	.WASHER.....	4	
	AN763-12	.GASKET.....	1	
	MS20760D12	.CONNECTOR.....	1	
- 24	NAS679A3	.NUT.....	1	
	AN960PD10L	.WASHER.....	1	
	MS35207-263	.SCREW.....	1	
	MS21919DG16	.CLAMP.....	1	
- 25	204-062-552-1	.TUBE ASSY, OIL RETURN GEARBOX TO COOLER....	1	
- 26	70-010M000T193	.HOSE ASSY.....	1	
- 27	204-062-586-1	.HALF-NUT.....	1	
- 28	AN960-2116L	.WASHER.....	2	
- 29	204-060-534-13	.GASKET.....	2	
- 30	AN833-16D	.ELBOW.....	1	
- 31	AN924-16D	.NUT.....	1	
- 32	AN960PD2116	.WASHER.....	1	
- 33	AN833-16D	.ELBOW.....	1	
- 34	NAS679A3	.NUT.....	4	
	AN960PD10	.WASHER.....	4	
	AN763-12	.GASKET.....	1	
	204-062-546-1	.CONNECTOR.....	1	
- 35	204-062-549-1	.TUBE ASSY, BLEED AIR.....	1	
- 36	AN924-12	.NUT.....	1	
- 37	AN960-1716L	.WASHER.....	2	
- 38	AN832-12	.UNION.....	1	
- 39	AN924-16	.NUT.....	1	
- 40	AN939-16	.ELBOW.....	1	
- 41	AN832-16	.UNION.....	1	
- 42	204-060-494-1	.FITTING (WHEN EXHAUSTED USE 204-060-494-7).	1	A



1. The first part of the document is a list of the names of the persons who were present at the meeting. The names are listed in alphabetical order.

2. The second part of the document is a list of the topics that were discussed at the meeting. The topics are listed in alphabetical order.

3. The third part of the document is a list of the actions that were taken at the meeting. The actions are listed in alphabetical order.

(1) FIGURE & INDEX NUMBER	(2) PART NUMBER	(3) DESCRIPTION	(4) UNIT PER ASSY	(5) USABLE ON CODE
120 -	204-060-494-7	.FITTING (USE 204-060-494-1 UNTIL EXHAUSTED) (ALTERNATE PART)	1	
- 43	3-16177-5451	.PACKING, PREFORMED (83259).....	3	
- 44	3-16S418-6	.PACKING, PREFORMED (83259).....	3	
	NAS679A3	.NUT.....	1	
	AN960PD10L	.WASHER.....	1	
	MS35207-263	.SCREW.....	1	
	MS21919DG6	.CLAMP.....	2	
- 45	204-062-593-1	.TUBE ASSY, COOLER DRAIN.....	1	
- 46	204-062-592-1	.TUBE ASSY, COOLER DRAIN.....	1	
- 47	AN924-6D	.NUT.....	2	
- 48	AN960PD916L	.WASHER.....	2	
- 49	465C62NSW	.VALVE (91511).....	2	
	3-4452-6	.VALVE (75361) (ALT).....	2	
	8151-6AP	.VALVE (75361) (ALT).....	2	
- 50	204-062-569-1	.TUBE ASSY, COOLER DRAIN.....	1	
- 51	204-062-567-1	.TUBE ASSY, COOLER DRAIN.....	1	
- 52	AN833-6D	.ELBOW.....	2	
	AN924-6D	.NUT.....	2	
	NAS617-6	.PACKING, PREFORMED.....	2	
		CODING EXPLANATION		
		CODE SERIAL NUMBERS		
		A 63-13141 THRU 63-13142		
		B 63-13143 AND SUBSEQUENT		

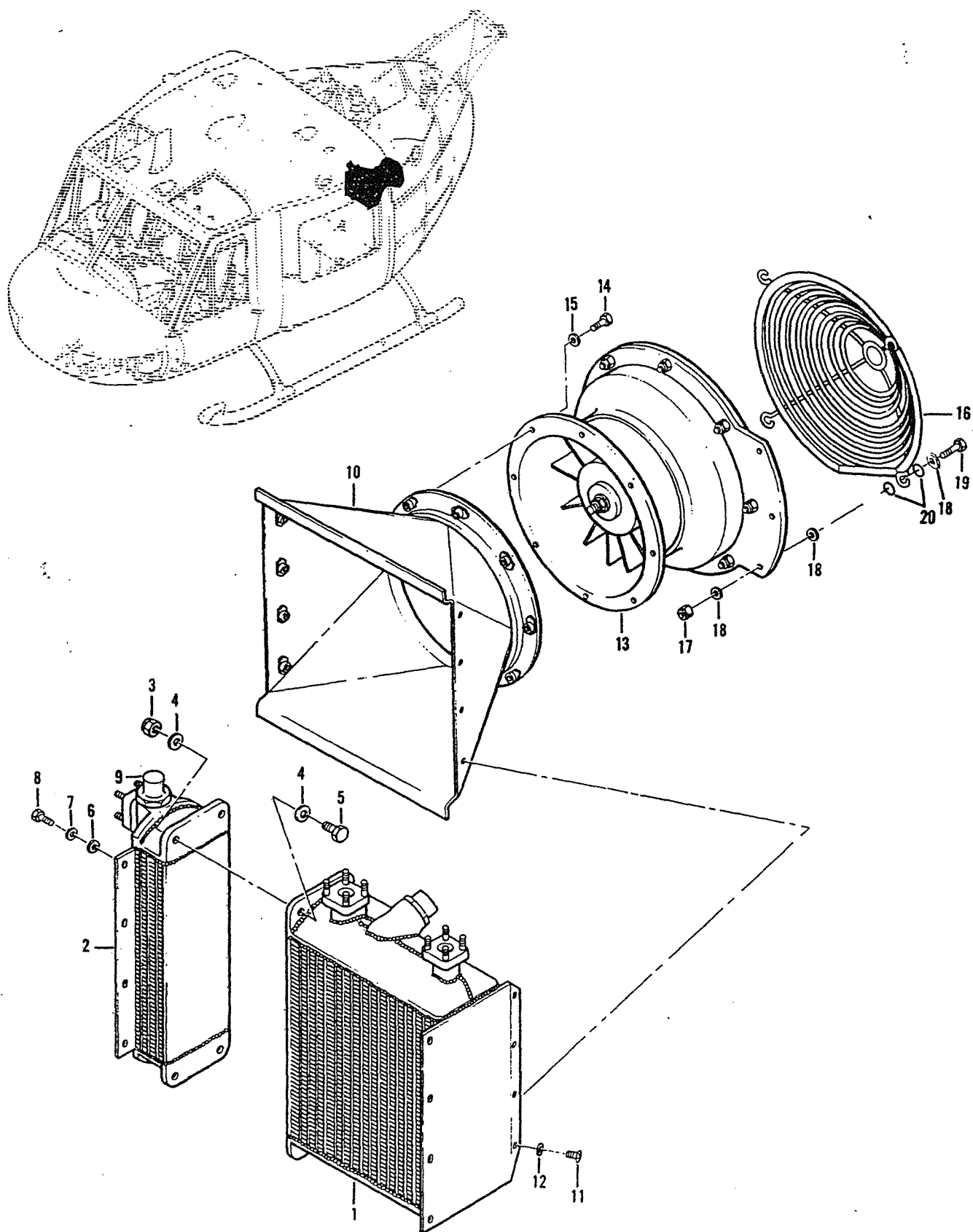


Figure 121. Oil Installation, Cooler Section

(1) FIGURE & INDEX NUMBER	(2) PART NUMBER	(3) DESCRIPTION	(4) UNIT PER ASSY	(5) USABLE ON CODE
121 -	204-062-500-1	OIL SYSTEM INSTL, COOLER SECTION (SEE FIG... 117 FOR NHA) (SEE FIG. 117 THRU 120 FOR BALANCE OF BREAKDOWN)	REF	A
	204-062-500-3	OIL SYSTEM INSTL, COOLER SECTION (SEE FIG... 117 FOR NHA) (SEE FIG. 117 THRU 120 FOR BALANCE OF BREAKDOWN)	REF	B
- 1	8534055	.COOLER ASSY, GEAR BOX (27462) (BHT..... SPECIFICATION CONTROL DRAWING 204-062-525-1)	1	
- 2	8534033	.COOLER ASSY, TRANSMISSION (27462) (BHT..... SPECIFICATION CONTROL DRAWING 204-062-525-3)	1	
- 3	MS21042L5	.NUT (AP).....	4	
- 4	AN960PD516	.WASHER (AP).....	8	
- 5	AN5-6A	.BOLT (AP).....	4	
- 6	AN960PD10	.WASHER (AP).....	24	
- 7	AN960PD10L	.WASHER (AP).....	8	
- 8	AN3-4A	.BOLT (AP).....	8	
- 9	8527855	.VALVE (27462).....	1	
- 10	204-062-541-1	.DUCT ASSY.....	1	
- 11	AN525-10R8	.SCREW (AP).....	8	
- 12	AN960PD10L	.WASHER (AP).....	8	
- 13	158001-1	.TURBINE FAN ASSY (70951) (BHT SPECIFICATION CONTROL DRAWING 204-062-540-1) (SEE FIG. 122 FOR DETAIL BREAKDOWN)	1	
- 14	AN3-4A	.BOLT (AP).....	8	
- 15	AN960PD10	.WASHER (AP).....	8	
- 16	DB00-0-01-3-67	.SCREEN ASSY (17841) (BHT SPECIFICATION..... CONTROL DRAWING 204-060-592-1)	1	
	EX9029BHC1	.SCREEN ASSY (16891) (BHT SPECIFICATION..... CONTROL DRAWING 204-060-592-1) (ALT)	1	
- 17	MS21042L4	.NUT (AP).....	4	
- 18	AN960PD416	.WASHER (AP).....	12	
- 19	AN4-12A	.BOLT (AP).....	4	
- 20	MS35489-6	.GROMMET (AP).....	8	
		CODING EXPLANATION		
		CODE SERIAL NUMBERS		
		A 63-13141 THRU 63-13142		
		B 63-13143 AND SUBSEQUENT		

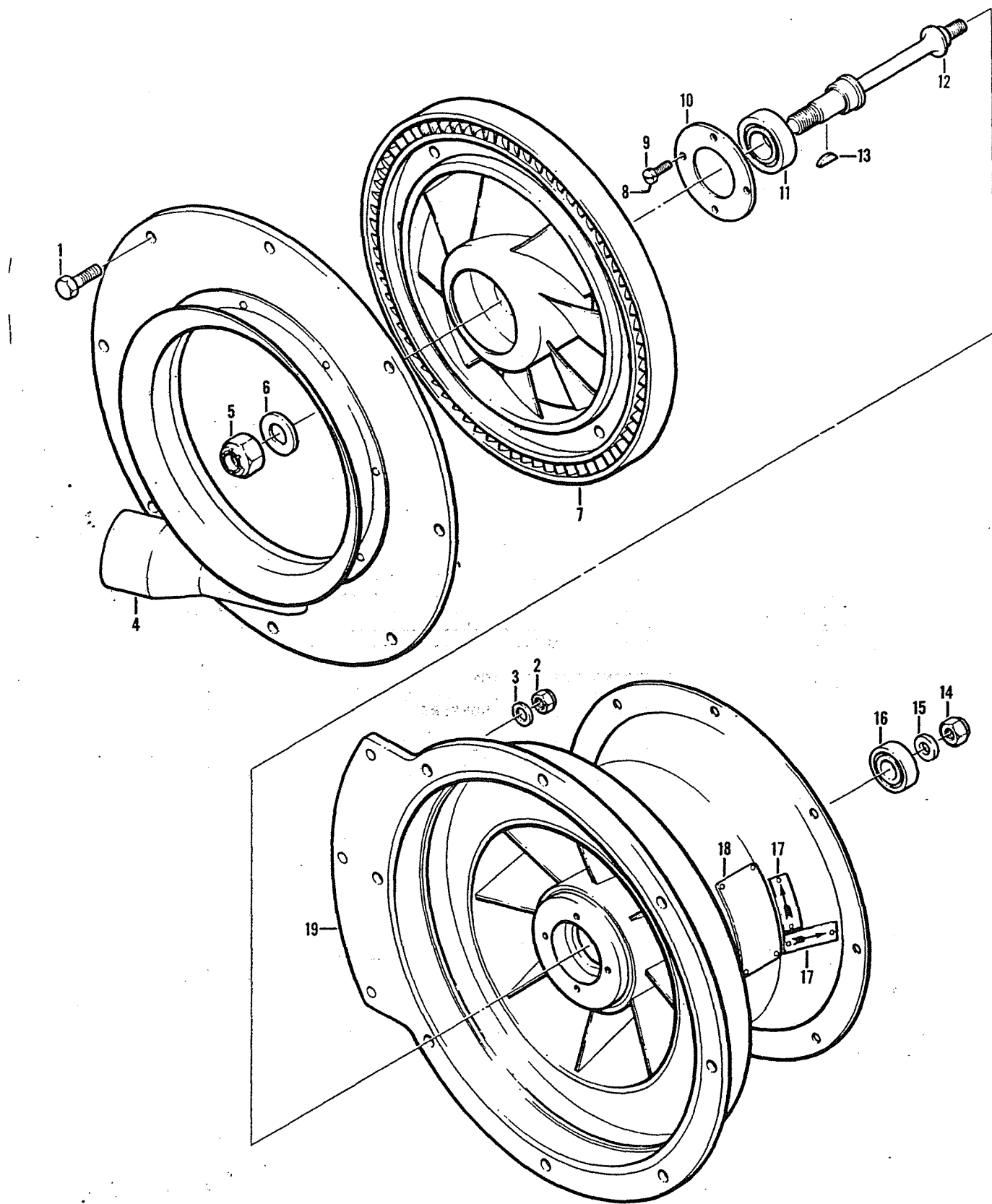


Figure 122. Turbine Fan Assembly

(1) FIGURE & INDEX NUMBER	(2) PART NUMBER	(3) DESCRIPTION	(4) UNIT PER ASSY	(5) USABLE ON CODE
122 -	15800-1	TURBINE FAN ASSY (70951) (SEE FIG. 121 FOR.. NHA) (SEE T.O. 5A11-2-7-4 FOR BREAKDOWN)	1	
- 1	AN4-7A	.BOLT, MACHINE.....	8	
- 2	MS21044N4	.NUT, SELF-LOCKING.....	8	
- 3	AN960-416	.WASHER, FLAT.....	8	
- 4	R3468-2	.COVER AND BELLMOUTH ASSY TURBINE (89513)...	1	
- 5	MS21044N7	.NUT, SELF-LOCKING.....	1	
- 6	AN960-716	.WASHER, FLAT.....	1	
- 7	R3466-5	.FAN AND TURBINE ASSY (89513).....	1	
- 8	MS20995C32	.LOCKWIRE.....	AR	
- 9	MS35266-64	.SCREW, MACHINE, FILLISTER HEAD.....	4	
- 10	R3648-1	.RETAINER (89513).....	1	
- 11	9103PP	.BEARING, FRONT (21335).....	1	
- 12	R3467-1	.SHAFT (89513).....	1	
- 13	MS35756-6	.KEY (WOODRUFF).....	1	
- 14	MS21044N5	.NUT, SELF-LOCKING.....	1	
- 15	R2607-1	.WASHER (89513).....	1	
- 16	9101PP	.BEARING (21335).....	1	
- 17	R2297-1	.DIRECTIONAL, ARROW (89513).....	2	
		(ATTACHING PARTS)		
	MS20470A2-4	.RIVET, SOLID-UNIVERSAL HEAD.....	4	
- 18	158051-1	.NAMEPLATE (70951).....	1	
		(ATTACHING PARTS)		
	MS20470A2-4	.RIVET, SOLID-UNIVERSAL HEAD.....	4	
- 19	R3393-3	.HOUSING (89513).....	1	

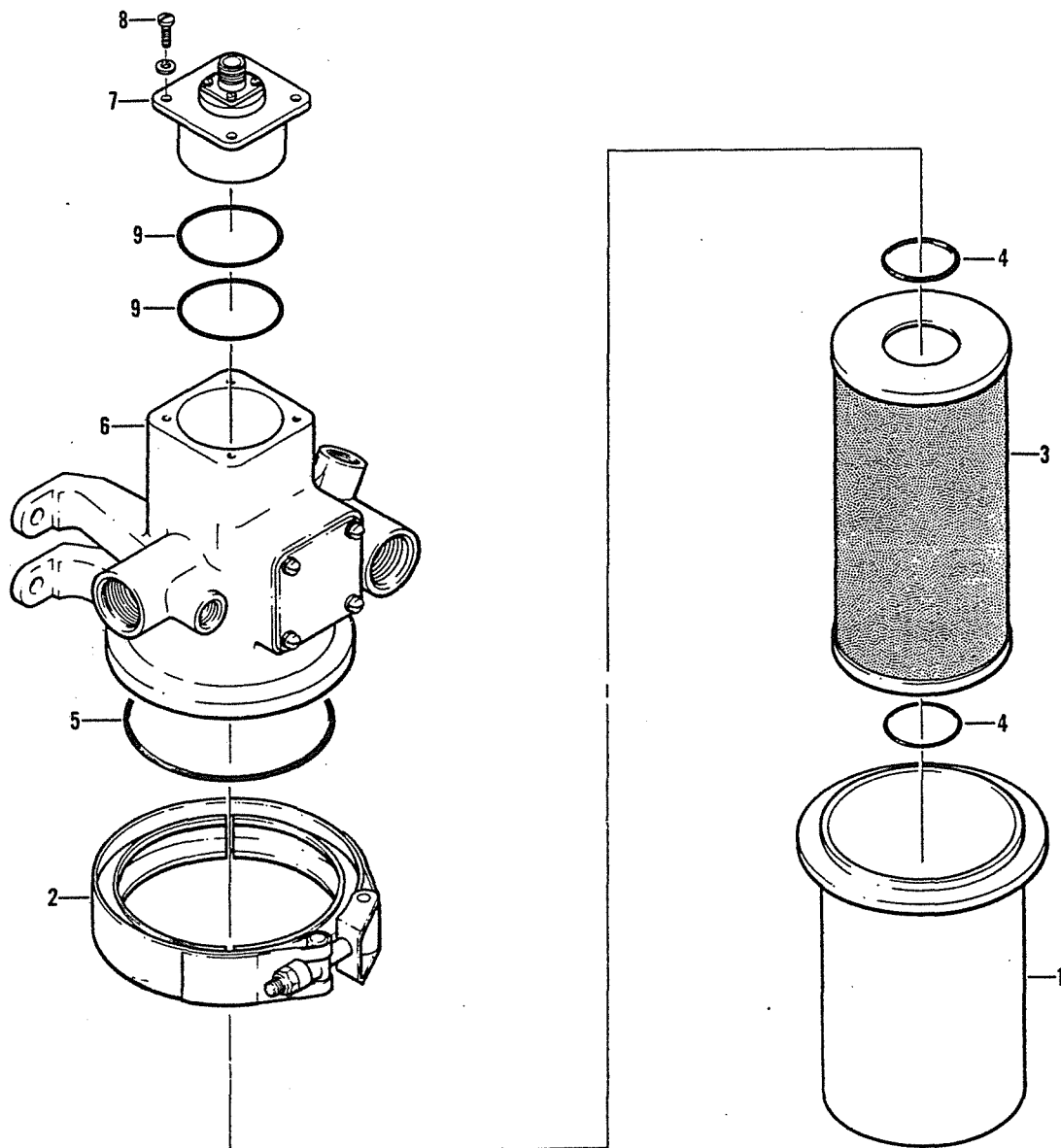


Figure 123. Filter Assembly, Fuel

(1) FIGURE & INDEX NUMBER	(2) PART NUMBER	(3) DESCRIPTION	(4) UNIT PER ASSY	(5) USABLE ON CODE
123 - - 1 - 2 - 3 - 4 - 5 - 6 - 7 - 8 - 9	133363 204-040-760-15 4562-350 204-040-760-13 MS29513-024 MS29513-237 204-040-760-11 139243 126221 115171 204-2490-1	FILTER ASSY, FUEL (87405) (SPEC CONTROL P/N.. 204-040-760-5) (SEE FIG. 126 FOR NHA) .BOWL, FILTER SUMP..... .CLAMP (00624) (AP)..... .ELEMENT, FILTER (SEE NOTE 1)..... .PACKING, PREFORMED (SEE NOTE 1)..... .PACKING, PREFORMED (WHEN EXHAUSTED USE..... COMPLETE KIT 2945-019-0280) (SEE NOTE 1) .HEAD ASSY, FILTER..... ..SWITCH, PRESSURE, (73370) (USBL ON 139240) ..SCREW, MACHINE (73370) (AP)..... ..PACKING, PREFORMED, (73370) (USBL ON..... 139240) FUEL AND OIL KIT, FILTER, (USBL ON..... 2945-00-019-0280GA) NOTE 1: COMPONENTS OF KITS 2945-019-0280.	REF 1 1 1 2 1 1 4 2 1	

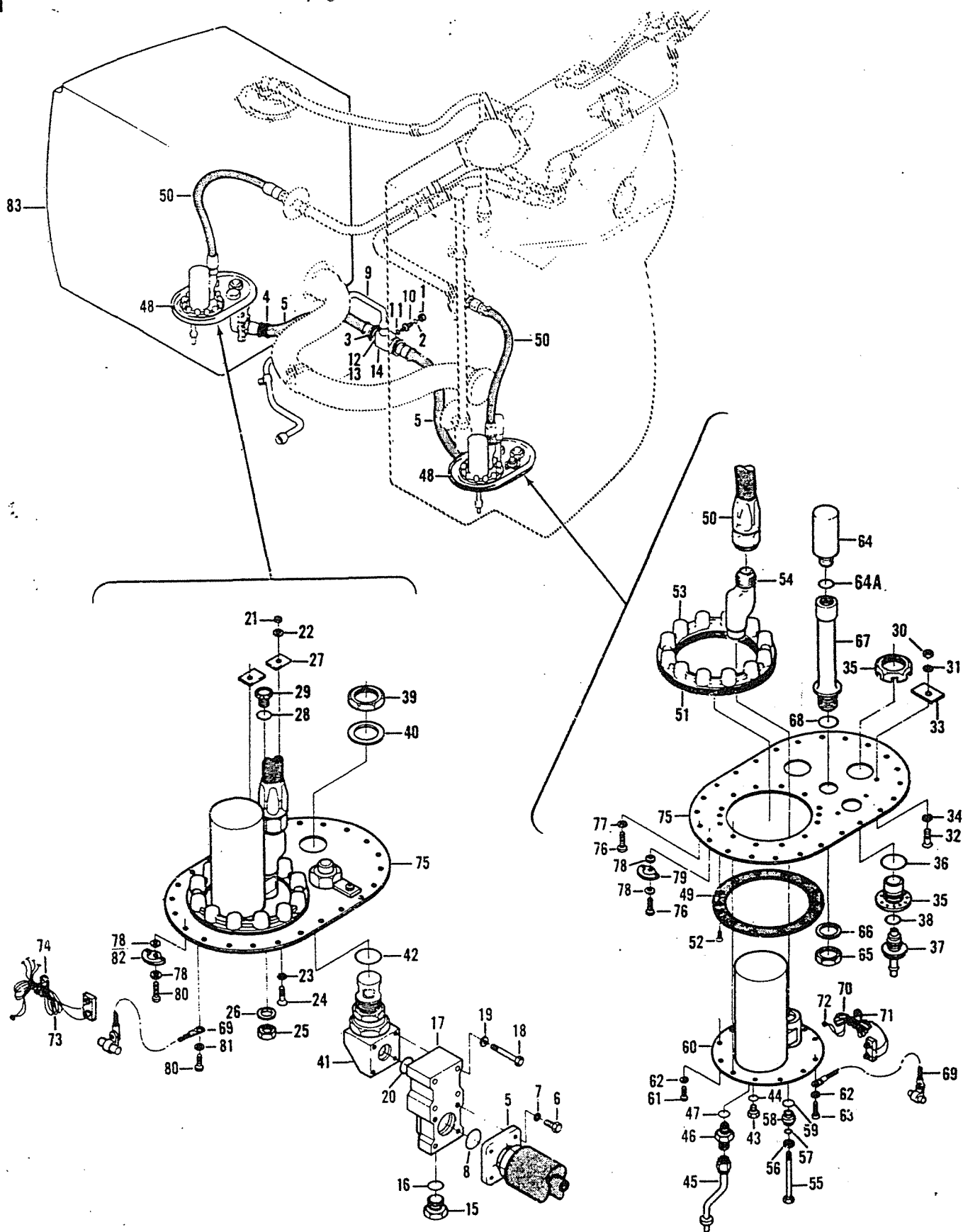


Figure 124. Fuel System Installation, Crashworthy

(1) FIGURE & INDEX NUMBER	(2) PART NUMBER	(3) DESCRIPTION	(4) UNIT PER ASSY	(5) USABLE ON CODE
124 -	204-704-066-1	FUEL SYSTEM INSTL, CRASHWORTHY (SEE FIG. 125 AND 126 FOR BALANCE OF BREAKDOWN)	1	
- 1	AN814-4DL	.PLUG.....	1	
- 2	MS29512-04	.GASKET.....	1	
- 3	MS21042L3	.NUT.....	1	
	AN960PD10L	.WASHER.....	1	
	20-032-1	.BRACKET.....	1	
	MS27039-1-07	.SCREW.....	2	
	MS21919DG34	.CLAMP.....	1	
- 4	MS21042L3	.NUT.....	1	
	AN960PD10L	.WASHER.....	1	
	MS27039-1-0	.SCREW.....	1	
	MS21919DG34	.CLAMP.....	1	
- 5	204-062-688-1	.HOSE ASSY (VENDOR P/N AE100749M0190..... OBSOLETE AFTER) COMPLIANCE WITH TO 1H-1(U)-587)	2	
	M83769/5M190A00	.HOSE ASSY (AFTER COMPLIANCE WITH TO..... 1H-1(U)-587)	2	
- 6	AN4-5A	.BOLT (AP).....	8	
- 7	AN960PD416L	.WASHER (AP).....	8	
- 8	MS29513-215	.PACKING, PREFORMED.....	2	
- 9	204-062-684-1	.TUBE ASSY.....	1	
- 10	204-062-689-1	.VALVE, CHECK (VENDOR P/N 2632T8TT).....	1	
- 11	MS29512-08	.GASKET.....	1	
- 12	AN815-16D	.UNION.....	1	
- 13	MS29512-16	.GASKET.....	1	
- 14	204-062-626-1	.FITTING.....	1	
- 15	AN814-12D	.PLUG.....	1	
- 16	MS29512-12	.GASKET.....	1	
- 17	204-062-627-1	.FITTING.....	1	
- 18	AN4-16A	.BOLT (AP).....	4	
- 19	AN960PD416L	.WASHER (AP).....	4	
- 20	MS29513-215	.PACKING, PREFORMED.....	4	
- 21	MS21042L3	.NUT.....	4	
- 22	AN960PD10L	.WASHER.....	4	
- 23	NAS1523AA3F	.PACKING, PREFORMED.....	4	
- 24	MS27039-1-12	.SCREW.....	4	
- 25	AN924-8D	.NUT.....	2	
- 26	AN960PD1216	.WASHER.....	2	
- 27	204-062-679-1	.CLIP.....	4	
- 28	MS29512-08	.GASKET.....	2	
- 29	AN814-8D	.PLUG.....	2	
- 30	MS21042L3	.NUT.....	2	
- 31	AN960PD10L	.WASHER.....	2	
- 32	100-047-6-6	.PIN.....	2	
- 33	204-062-679-1	.CLIP.....	2	
- 34	NAS1523AA3F	.PACKING, PREFORMED.....	2	
- 35	209-060-655-3	.VALVE (VENDOR P/N A440-1).....	1	
- 36	MS29513-030	.GASKET.....	2	
- 37	209-060-655-5	.VALVE (VENDOR P/N A440-2).....	2	
- 38	MS29512-12	.GASKET.....	2	
- 39	AN924-16D	.NUT.....	2	
- 40	AN960PD2116L	.WASHER.....	2	
- 41	AE95977M	.VALVE ASSY (00624) (BHT SPECIFICATION..... CONTROL DRAWING 205-063-601-13)	2	
- 42	MS29512-16	.GASKET.....	2	
- 43	AN814-4DL	.PLUG.....	2	
- 44	MS29512-04	.GASKET.....	2	
- 45	204-060-495-1	.TUBE ASSY, LH.....	1	
	204-060-087-1	.TUBE ASSY, RH.....	1	
- 46	AN815-4D	.UNION.....	2	
- 47	MS29512-4	.GASKET.....	2	
- 48	MS29513-270	.PACKING, PREFORMED.....	2	
- 49	204-060-604-1	.GASKET.....	2	
- 50	70-010K000A240	.HOSE ASSY.....	2	
- 51	204-060-604-5	.GASKET.....	2	
- 52	MS24694S50	.SCREW.....	4	
- 53	47D12NN48LT32	.FLANGE (51663).....	2	
- 54	204-061-634-1	.FITTING ASSY.....	2	



Printed on
recycled paper
with 10% post consumer
waste
100% recycled paper
with 10% post consumer
waste

(1) FIGURE & INDEX NUMBER	(2) PART NUMBER	(3) DESCRIPTION	(4) UNIT PER ASSY	(5) USABLE ON CODE
124 - 55	AN4H35A	.BOLT (AP).....	2	
- 56	AN960PD416	.WASHER (AP).....	2	
- 57	MS29513-113	.PACKING, PREFORMED (AP).....	2	
- 58	205-060-647-1	.PLUG (AP).....	2	
- 59	MS29513-10	.PACKING, PREFORMED (AP).....	2	
- 60	RG122400	.PUMP ASSY (51663) (BHT SPECIFICATION).....	2	
		CONTROL DRAWING 205-060-606-3)		
- 61	AN4-10A	.BOLT (AP).....	22	
- 62	AN960PD416	.WASHER (AP).....	24	
- 63	AN4H10A	.BOLT (AP).....	1	
	204-060-654-1	.SWITCH ASSY, LH SUMP.....	1	
- 64	MS25036-101	.TERMINAL.....	1	
	MS25036-103	.TERMINAL.....	1	
	F8300-114	.SWITCH FLOAT (50625).....	1	
- 64A	MS29512-6	.GASKET.....	1	
- 65	MS9200-08	.NUT.....	1	
- 66	AN960PD1216L	.WASHER.....	1	
- 67	212-060-602-1	.SUPPORT.....	1	
- 68	MS29512-08	.GASKET.....	1	
- 69	120-050-20	.JUMPER.....	2	
	204-175-437-5	.CABLE ASSY, LH.....	1	
- 70	MS25036-102	.TERMINAL.....	8	
	MS25036-103	.TERMINAL.....	4	
- 71	MS21042L3	.NUT.....	1	
	AN960PD10L	.WASHER.....	1	
	NAS430D3-24	.SPACER.....	1	
	MS27039-1-14	.SCREW.....	1	
	MS21919WDG12	.CLAMP.....	1	
- 72	MS21042L3	.NUT.....	1	
	AN960D10L	.WASHER.....	3	
	MS27039-1-08	.SCREW.....	1	
	204-175-437-7	.CABLE ASSY, RH.....	1	
- 73	MS25036-102	.TERMINAL.....	5	
	MS25036-103	.TERMINAL.....	3	
- 74	MS21042L3	.NUT.....	1	
	AN960PD10L	.WASHER.....	1	
	MS27039-1-07	.SCREW.....	1	
	MS21919WDG8	.CLAMP.....	1	
- 75	204-062-660-19	.SUMP ASSY, LH.....	1	
	204-062-660-15	.SUMP ASSY, RH.....	1	
- 76	MS27039-4-11	.SCREW (AP).....	24	
- 77	AN960PD416	.WASHER (AP).....	12	
- 78	AN960PD416L	.WASHER (AP).....	8	
- 79	209-060-664-1	.RETAINER (AP).....	4	
- 80	MS27039-4-11	.SCREW (AP).....	24	
- 81	AN960PD416L	.WASHER (AP).....	20	
- 82	209-060-664-1	.RETAINER (AP).....	4	
- 83	AJA8000271	.FUEL CELL, RH (99696) (BHT SPECIFICATION).....	1	
		CONTROL DRAWING 204-062-685-3)		

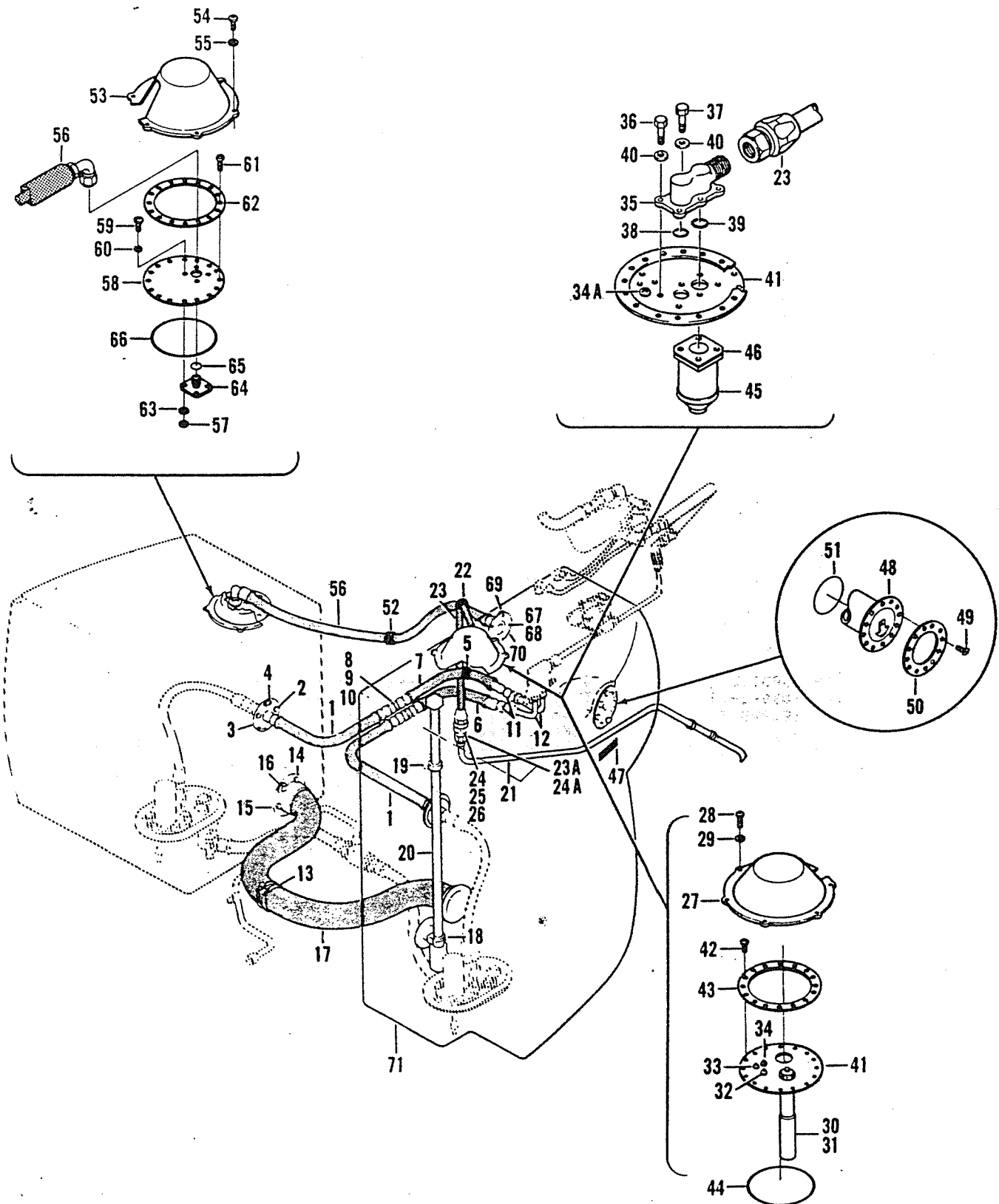


Figure 125. Fuel System Installation, Crashworthy

(1) FIGURE & INDEX NUMBER	(2) PART NUMBER	(3) DESCRIPTION	(4) UNIT PER ASSY	(5) USABLE ON CODE
125 -	204-704-066-1	FUEL SYSTEM INSTL, CRASHWORTHY (SEE FIG. 124 AND 126 FOR BALANCE OF BREAKDOWN)	REF	
- 1	7631593-30	.HOSE ASSY (88049).....	2	
- 2	MS27039-4-10	.SCREW.....	8	
- 3	MS29513-225	.PACKING, PREFORMED.....	2	
- 4	209-060-664-15	.RETAINER.....	4	
- 5	MS21042L3	.NUT.....	2	
	AN960PD10L	.WASHER.....	2	
	MS27039-1-11	.SCREW.....	2	
	MS21919DG28	.CLAMP.....	2	
	MS21919DG12	.CLAMP.....	2	
- 6	MS3796/1K110C00	.HOSE ASSY.....	1	
- 7	MS3796/1K174A00	.HOSE ASSY.....	1	
- 8	AN924-120	.NUT.....	2	
- 9	AN960PD1716L	.WASHER.....	2	
- 10	AN832-120	.UNION.....	2	
- 11	AN919-200	.REDUCER.....	2	
- 12	204-062-659-1	.TUBE ASSY.....	2	
- 13	MS21042L3	.NUT.....	1	
	AN960PD10L	.WASHER.....	1	
	NAS43003-51	.SPACER.....	1	
	MS27039-1-29	.SCREW.....	1	
	MS21919DG56	.CLAMP.....	1	
- 14	MS27039-4-10	.SCREW.....	12	
- 15	MS29513-237	.PACKING, PREFORMED.....	2	
- 16	209-060-664-15	.RETAINER.....	6	
- 17	204-062-686-1	.FUEL CROSSOVER.....	1	
- 18	NAS679C08	.NUT.....	2	
	AN520C8R6	.SCREW.....	2	
	204-060-628-1	.CLIP.....	1	
	AN4-3A	.BOLT.....	1	
	AN960PD416L	.WASHER.....	1	
	204-062-664-1	.BRACKET.....	1	
- 19	NAS679C08	.NUT.....	2	
	AN520C8R6	.SCREW.....	2	
	AN960PD10L	.WASHER.....	1	
	AN3-3A	.BOLT.....	1	
	204-060-628-1	.CLIP.....	1	
	204-062-664-3	.BRACKET.....	1	
- 20	204-061-606-1	.TRANSMITTER.....	1	
- 21	204-062-643-1	.TUBE ASSY.....	1	
- 22	MS27039-1-10	.SCREW.....	1	
	AN960PD10L	.WASHER.....	1	
	MS21919DG15	.CLAMP.....	1	
- 23	70-010L000A270	.HOSE ASSY.....	1	
- 23A	AN894016-12	.REDUCER.....	1	
- 24	AN924-160	.NUT.....	1	
- 24A	MS29512-16	.PACKING, PREFORMED.....	1	
- 25	AN960PD2116L	.WASHER.....	1	
- 26	AN832-160	.UNION.....	1	
- 27	204-062-672-1	.COVER.....	1	
- 28	MS27039-1-07	.SCREW (AP).....	6	
- 29	AN960PD10L	.WASHER (AP).....	6	
- 30	F74070-2	.SWITCH (50625) (BHT SPECIFICATION CONTROL.. DRAWING 204-062-613-1)	1	
- 31	MS29513-131	.PACKING, PREFORMED.....	1	
- 32	1-891-1	.CONNECTOR (95712).....	1	
	1-309-10	.PACKING, PREFORMED (95712).....	1	
- 33	1-890-1	.CONNECTOR (95712).....	1	
	1-390-10	.PACKING, PREFORMED (95712).....	1	
- 34	1-892-1	.CONNECTOR (95712).....	1	
	1-309-10	.PACKING, PREFORMED (95712).....	1	
- 34A	MS27039-1-09	.SCREW.....	1	
	AN960PD10L	.WASHER.....	1	
	NAS1523-AA3F	.PACKING, PREFORMED.....	1	
	MS21042L3	.NUT.....	1	
- 35	205-063-622-1	.MANIFOLD.....	1	
- 36	AN4-6A	.BOLT.....	5	
- 37	AN4H6A	.BOLT.....	1	

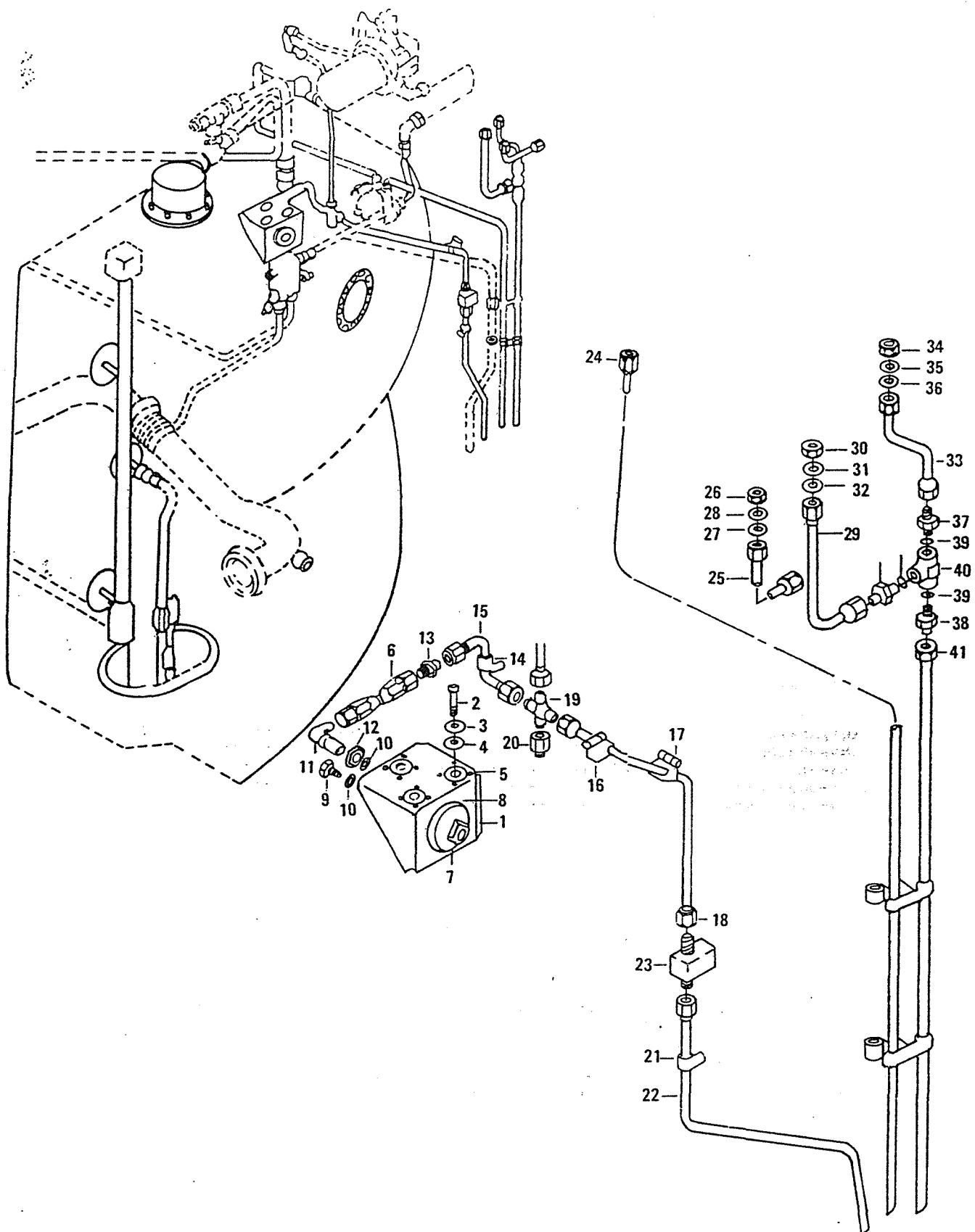


Figure 125A. Fuel System Installation, Lower Aft Section

(1) FIGURE & INDEX NUMBER	(2) PART NUMBER	(3) DESCRIPTION	(4) UNIT PER ASSY	(5) USABLE ON CODE
125A-	204-062-600-1	FUEL SYSTEM INSTL (SEE FIG. 116 FOR NHA)	REF	A
	204-062-600-3	FUEL SYSTEM INSTL (SEE FIG. 116 FOR NHA)	REF	B
	204-062-600-5	FUEL SYSTEM INSTL (SEE FIG. 116 FOR NHA)	REF	C
-1	204-060-671-1	. BRACKET ASSY (REPLACE WITH 204-060 671-3)	1	
	204-060-671-3	. BRACKET ASSY (REPLACE 204-060-671-1)	1	
-2	MS35265-47	. SCREW (AP)	3	
-3	AN960PD8L	. WASHER (AP)	3	
-4	AN8013D1	. WASHER (AP)	3	
-5	AN8008D0	. . INSULATOR, VIBRATION	3	
-6	70-910F000D110	. HOSE ASSY	1	
-7	MS28005-1	. TRANSMITTER, AERNO 61-3008 (GFE)	1	
-8	MS35206-231	. SCREW (AP)	4	
-9	100-016-1	. PLUG	1	
-10	MS29512-04	. GASKET	2	
-11	AN833-4D	. ELBOW	1	
-12	AN924-4D	. NUT	1	
-13	AN815-4D	. UNION	1	
-14	NAS679A3	. NUT	2	
	AN960PD10L	. WASHER	2	
	MS35207-263	. SCREW	2	
	MS21919DG4	. CLAMP	1	
	AN743-12	. BRACKET	1	
-15	204-062-648-1	. TUBE ASSY, CROSS TO UNION	1	
-16	NAS679A3	. NUT	1	
	AN960PD10L	. WASHER	1	
	MS35207-265	. SCREW	1	
	NAS43DD3-48	. SPACER	1	
	MS21919DG4	. CLAMP	2	
-17	NAS679A3	. NUT	1	
	AN960PD10L	. WASHER	1	
	MAS35207-266	. SCREW	1	
	NAS43DD3-20	. SPACER	1	
	MAS21919DG4	. CLAMP	2	
-18	204-062-638-1	. TUBE ASSY	1	
-19	AN827-4D	. CROSS	1	
-20	AN929-4	. CAP	1	
-21	MS21919DG4	. CLAMP	1	
-22	204-062-614-1	. TUBE ASSY	1	
-23	MS29530-4	. VALVE	1	
-24	204-062-636-1	. TUBE ASSY, STRAINER DRAIN TO OVERBOARD	1	
-25	204-062-634-1	. TUBE ASSY, DECK TO OVERBOARD	1	
-26	AN924-4D	. NUT	1	
-27	204-060-534-5	. GASKET	1	
-28	AN960PD716L	. WASHER	2	
-29	204-062-633-1	. TUBE ASSY, DECK TO TEE	1	
-30	AN924-6D	. NUT	1	
-31	AN960PD916L	. WASHER	2	
-32	204-060-534-3	. GASKET	1	
-33	204-062-632-1	. TUBE ASSY, DECK TO TEE	1	
-34	AN924-4D	. NUT	1	
-35	AN960PD716L	. WASHER	2	
-36	204-060-534-5	. GASKET	1	
-37	AN919-6D	. REDUCER	1	
-38	AN815-6D	. UNION	2	
-39	MS29512-06	. GASKET	3	
-40	AN938D6	. TEE	1	
-41	204-062-635-1	. TUBE ASSY, TEE TO OVERBOARD	1	

(1) FIGURE & INDEX NUMBER	(2) PART NUMBER	(3) DESCRIPTION	(4) UNIT PER ASSY	(5) USABLE ON CODE
125 - 38	MS29513-216	.PACKING, PREFORMED.....	1	
- 39	MS29513-221	.PACKING, PREFORMED.....	1	
- 40	AN960PD416L	.WASHER.....	1	
- 41	204-062-696-1	.PLATE.....	1	
- 42	MS27039-4-10	.SCREW (AP).....	16	
- 43	204-062-629-1	.RETAINER (AP).....	1	
- 44	MS29513-255	.PACKING, PREFORMED.....	1	
- 45	214-066-005-1	.VALVE.....	1	
- 46	214-066-015-1	.GASKET.....	1	
- 47	204-072-733-5	.DECAL.....	1	
- 48	206-062-660-1	.CAP AND ADAPTER ASSY (83646) (VENDOR P/N... FC3500-286)	1	
- 49	MS27039-4-11	.SCREW (AP).....	12	
- 50	204-062-628-1	.RETAINER (AP).....	1	
- 51	MS29513-243	.PACKING, PREFORMED.....	1	
- 52	MS21042L3	.NUT.....	1	
	AN960PD10L	.WASHER.....	1	
	MS27039-1-08	.SCREW.....	1	
	MS21919DG26	.CLAMP.....	1	
	MS21919DG28	.CLAMP.....	1	
- 53	204-062-692-1	.COVER.....	1	
- 54	MS27039-1-07	.SCREW (AP).....	6	
- 55	AN960PD10L	.WASHER (AP).....	6	
- 56	7631593-10	.HOSE ASSY (88049).....	1	
- 57	MS21042L4	.NUT.....	4	
- 58	204-062-615-3	.PLATE.....	1	
- 59	MS27039-4-11	.SCREW (AP).....	4	
- 60	NAS1523AA4F	.PACKING, PREFORMED (AP).....	4	
- 61	MS27039-4-10	.SCREW (AP).....	16	
- 62	204-062-629-1	.RETAINER (AP).....	1	
- 63	AN960PD416L	.WASHER.....	4	
- 64	204-062-676-1	.FITTING.....	1	
- 65	MS29512-12	.GASKET.....	1	
- 66	MS29513-255	.PACKING, PREFORMED.....	1	
- 67	MS27039-4-10	.SCREW.....	4	
- 68	AN960PD416L	.WASHER.....	4	
- 69	209-060-664-15	.RETAINER.....	1	
- 70	MS29513-225	.PACKING.....	1	
- 71	AJA8000270	.FUEL CELL, LH (99696) (BHT SPECIFICATION... CONTROL DRAWING 204-062-685-1)	1	

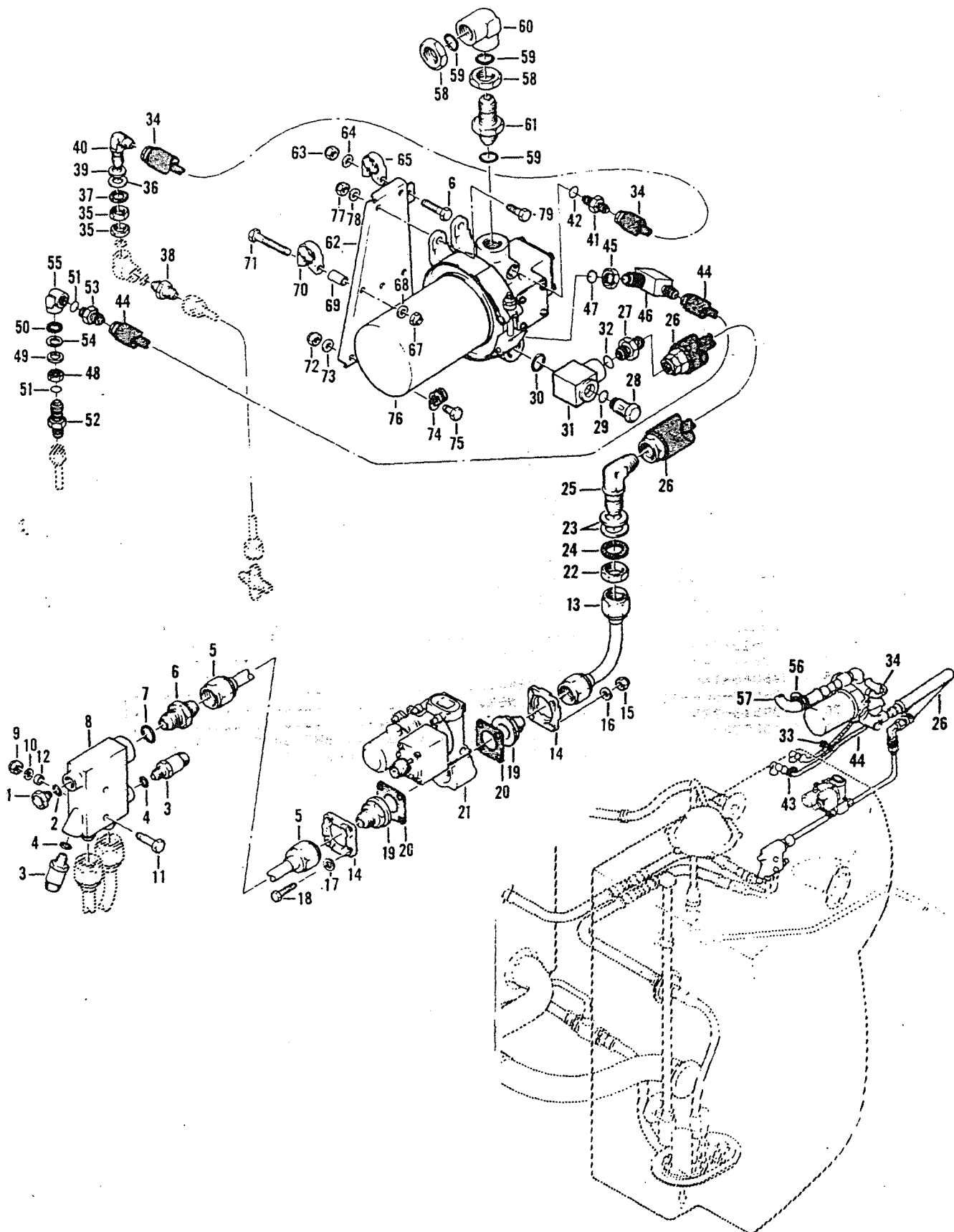


Figure 126. Fuel System Installation, Crashworthy

(1) FIGURE & INDEX NUMBER	(2) PART NUMBER	(3) DESCRIPTION	(4) UNIT PER ASSY	(5) USABLE ON CODE
126 -	204-704-066-1	FUEL SYSTEM INSTL, CRASHWORTHY (SEE FIG. 124 AND 125 FOR BALANCE OF BREAKDOWN)	REF	
- 1	AN814-4D	.PLUG.....	1	
- 2	MS29512-04	.GASKET.....	1	
- 3	7G44	.SWITCH (09049) (BHT SPECIFICATION CONTROL... DRAWING 204-062-542-3)	2	
- 4	MS29512-04	.GASKET.....	2	
- 5	204-062-642-1	.TUBE ASSY.....	1	
- 6	AN815-10D	.UNION.....	1	
- 7	MS29512-10	.GASKET.....	1	
- 8	P13-389	.VALVE (91816) (BHT SPECIFICATION CONTROL... DRAWING 205-060-611-3)	1	
	42C42603	.VALVE (94641) (BHT SPECIFICATION CONTROL... DRAWING 205-060-611-3 (ALT))	1	
- 9	NAS679A3	.NUT (AP).....	2	
- 10	AN960PD10L	.WASHER (AP).....	2	
- 11	AN3-16A	.BOLT (AP).....	2	
- 12	NAS43DD3-8	.SPACER (AP).....	2	
- 13	204-062-631-1	.TUBE ASSY.....	1	
- 14	MS20756D16	.FLANGE.....	2	
- 15	NAS679A3	.NUT (AP).....	4	
- 16	AN960PD10	.WASHER (AP).....	4	
- 17	AN960PD10L	.WASHER (AP).....	4	
- 18	AN3-21A	.BOLT (AP).....	4	
- 19	205-060-616-1	.FITTING.....	2	
- 20	AN763-16	.GASKET.....	2	
- 21	AV1681748D	.VALVE (73760) (BHT SPECIFICATION CONTROL... DRAWING 204-062-520-3)	1	
- 22	AN924-10D	.NUT.....	1	
- 23	AN960PD1416L	.WASHER.....	2	
- 24	204-060-534-17	.GASKET.....	1	
- 25	AN833-10D	.ELBOW.....	1	
- 26	M83796/1J116M00	.HOSE ASSY.....	1	
- 27	AN815-10	.UNION.....	1	
- 28	NAS551-10D	.BOLT.....	1	
- 29	250-215-10	.PACKING (83259).....	1	
- 30	MS29513-115	.PACKING, PREFORMED.....	1	
- 31	204-062-673-1	.ELBOW.....	1	
- 32	MS29512-10	.GASKET.....	1	
- 33	MS21042L3	.NUT.....	1	
	AN960PD10L	.WASHER.....	1	
	MS27039-1-10	.SCREW.....	1	
	MS21919DG12	.CLAMP.....	1	
	MS21919DG14	.CLAMP.....	1	
- 34	70-009F195Z194	.HOSE ASSY.....	1	
- 35	204-060-108-1	.NUT.....	2	
- 36	AN960PD716L	.WASHER.....	1	
- 37	204-060-534-5	.GASKET.....	1	
- 38	AN815-4D	.UNION.....	1	
- 39	AN960PD716	.WASHER.....	1	
- 40	AN833-4D	.ELBOW.....	1	
- 41	204-060-039-1	.RESTRICTOR.....	1	
- 42	MS29512-04	.GASKET.....	1	
- 43	MS21042L3	.NUT.....	1	
	AN960PD10L	.WASHER.....	1	
	MS27039-1-10	.SCREW.....	1	
	MS21919DG6	.CLAMP.....	1	
	MS21919DG8	.CLAMP.....	1	
- 44	70-010H000V172	.HOSE ASSY.....	1	
- 45	AN924-6D	.NUT.....	1	
- 46	209-060-656-1	.VALVE (91511) (VENDOR P/N 375C625).....	1	
- 47	MS29512-06	.GASKET.....	1	
- 48	AN924-4D	.NUT.....	1	
- 49	AN960PD716L	.WASHER.....	1	
- 50	204-060-534-5	.GASKET.....	1	
- 51	MS29512-04	.GASKET.....	2	
- 52	AN832-4D	.UNION.....	1	
- 53	AN919-6D	.REDUCER.....	1	
- 54	AN960PD716	.WASHER.....	1	

(1) FIGURE & INDEX NUMBER	(2) PART NUMBER	(3) DESCRIPTION	(4) UNIT PER ASSY	(5) USABLE ON CODE
126 - 55 - 56 - 57 - 58 - 59 - 60 - 61 - 62 - 63 - 64 - 65 - 66 - 67 - 68 - 69 - 70 - 71 - 72 - 73 - 74 - 75 - 76 - 77 - 78 - 79	AN938D4 MS21042L3 AN960PD10L MS27039-1-07 MS21919DG15 MS21919DG26 70-032K000A290 M83796/1J290800 AN924-100 MS29512-10 AN939D10 AN832-100 204-062-657-1 NAS679A3 AN960PD10 45C20AAD14 AN3-14A NAS679A3 AN960PD10 NAS43DD3-43 45C20AAD14 AN3-20A NAS679A3 AN960PD10 MS21919DG4 AN3-5A 133363 NAS679A3 AN960PD10 AN3-6A	.ELBOW..... .NUT..... .WASHER..... .SCREW..... .CLAMP..... .CLAMP..... .HOSE ASSY (OBSOLETE AFTER COMPLIANCE WITH.. TO 1H-1(U)-587) .HOSE ASSY..... .NUT..... .PACKING, PREFORMEDELBOW..... .UNION..... .SUPPORT..... .NUT (AP)..... .WASHER (AP)..... .CLAMP (AP)..... .BOLT (AP)..... .NUT (AP)..... .WASHER (AP)..... .SPACER (AP)..... .CLAMP (AP)..... .BOLT (AP)..... .NUT (AP)..... .WASHER (AP)..... .CLAMP (AP)..... .BOLT (AP)..... .FILTER ASSY (89142) (BHT SPECIFICATION..... CONTROL DRAWING 204-040-760-5) (SEE FIG. 123 FOR DETAIL BREAKDOWN) .NUT (AP)..... .WASHER (AP)..... .BOLT (AP).....	1 1 1 1 1 1 1 1 2 3 1 1 1 1 1 1 1 1 1 1 2 2 1 2 1 4 4 4	

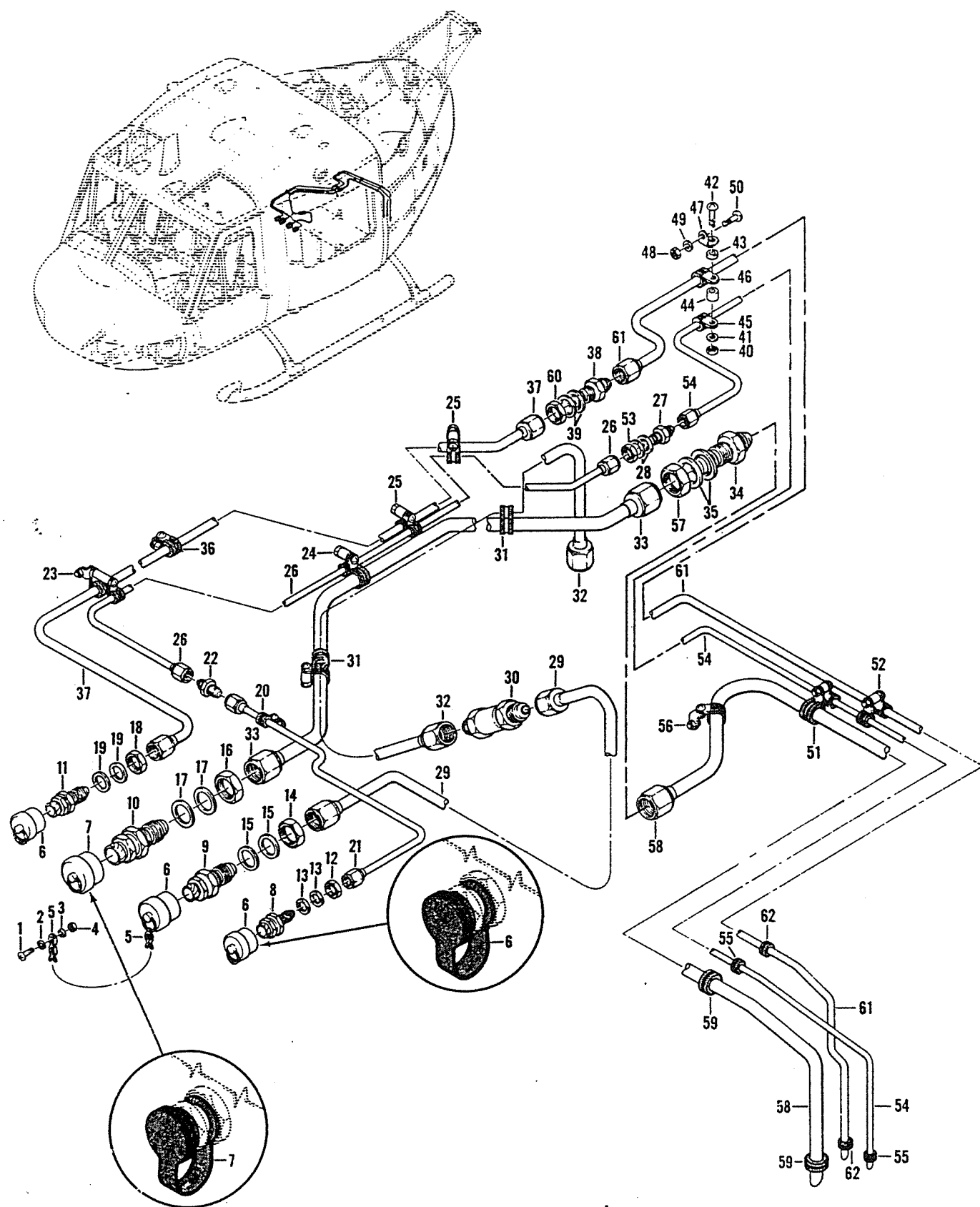


Figure 127. Lines Installation, Auxillary Fuel Tank

(1) FIGURE & INDEX NUMBER	(2) PART NUMBER	(3) DESCRIPTION	(4) UNIT PER ASSY	(5) USABLE ON CODE
127 -	204-200-021-1	SECTION ASSY, HELICOPTER FWD (SEE FIG. 58,... 60, 62, 64, 66, 67, 75, 78, 79, 80, 81, 83, 88, 97, 105, 106, 109, 117, 128, 135, 152 AND 183 FOR BALANCE OF BREAKDOWN)	REF	A
	204-200-021-5	SECTION ASSY, HELICOPTER FWD (SEE FIG. 58,... 60, 62, 64, 66, 67, 75, 78, 79, 80, 81, 83, 88, 97, 105, 106, 109, 117, 128, 135, 152 AND 183 FOR BALANCE OF BREAKDOWN)	REF	B
	204-200-021-7	SECTION ASSY, HELICOPTER FWD (SEE FIG. 58,... 60, 62, 64, 66, 67, 75, 78, 79, 80, 81, 83, 88, 97, 105, 106, 109, 117, 128, 135, 152 AND 183 FOR BALANCE OF BREAKDOWN)	REF	C
	204-200-021-3	SECTION ASSY, HELICOPTER FWD (SEE FIG. 58,... 60, 62, 64, 66, 67, 75, 78, 79, 80, 81, 83, 88, 97, 105, 106, 109, 117, 128, 135, 152 AND 183 FOR BALANCE OF BREAKDOWN)	REF	D
	204-200-021-11	SECTION ASSY, HELICOPTER FWD (SEE FIG. 58,... 60, 62, 64, 66, 67, 75, 77, 78, 79, 80, 81, 83, 88, 97, 105, 106, 109, 117, 128, 135, 152 AND 183 FOR BALANCE OF BREAKDOWN)	REF	E
	204-200-021-13	SECTION ASSY, HELICOPTER FWD (SEE FIG. 58,... 60, 62, 64, 66, 67, 75, 77, 78, 79, 80, 81, 83, 88, 97, 105, 106, 109, 117, 128, 135, 152 AND 183 FOR BALANCE OF BREAKDOWN)	REF	F
	204-200-021-15	SECTION ASSY, HELICOPTER FWD (SEE FIG. 58,... 60, 62, 64, 66, 67, 75, 77, 78, 79, 80, 81, 83, 88, 97, 105, 106, 109, 117, 128, 135, 152 AND 183 FOR BALANCE OF BREAKDOWN)	REF	G
	204-200-021-17	SECTION ASSY, HELICOPTER FWD (SEE FIG. 58,... 60, 62, 64, 66, 67, 75, 77, 78, 79, 80, 81, 83, 88, 97, 105, 106, 109, 117, 128, 135, 152 AND 183 FOR BALANCE OF BREAKDOWN)	REF	H
	204-200-021-19	SECTION ASSY, HELICOPTER FWD (SEE FIG. 58,... 60, 62, 64, 65, 66, 67, 75, 77, 78, 79, 80, 81, 83, 88, 97, 105, 106, 109, 117, 128, 129, 136, 152, 155, 183 AND 214 FOR BALANCE OF BREAKDOWN)	REF	J
	204-062-653-1	..LINES INSTL, AUXILIARY FUEL TANK.....	1	K
	204-062-653-3	..LINES INSTL, AUXILIARY FUEL TANK.....	1	L
- 1	MS35206-214	..SCREW (USBL ON 204-062-653-1).....	4	
- 2	AN960-4	..WASHER (USBL ON 204-062-653-1).....	4	
- 3	AN936A4	..WASHER (USBL ON 204-062-653-1).....	4	
- 4	AN340-4	..NUT (USBL ON 204-062-653-1).....	4	
- 5	25C10-2-4	..CHAIN (USBL ON 204-062-653-1).....	4	
- 6	377900-8	..DUST CAP (00624).....	3	K
	30-008-1	..DUST CAP.....	3	L
- 7	377900-12	..DUST CAP (00624).....	1	K
	30-008-2	..DUST CAP.....	1	L
- 8	375201-4	..COUPLING (00624).....	1	
- 9	375201-8	..COUPLING (00624).....	1	
- 10	375201-12	..COUPLING (00624).....	1	
- 11	375201-6	..COUPLING (00624).....	1	
- 12	AN924-4D	..NUT.....	1	
- 13	AN960PD716	..WASHER.....	2	
- 14	AN924-8D	..NUT.....	1	
- 15	AN960PD1216	..WASHER.....	2	
- 16	AN924-12D	..NUT.....	1	
- 17	AN960PD1716	..WASHER.....	2	
- 18	AN924-6D	..NUT.....	1	
- 19	AN960PD916	..WASHER.....	2	
- 20	AN743-12	..BRACKET.....	1	
	NAS679A3	..NUT.....	2	
	AN960PD10L	..WASHER.....	2	
	AN525-10R8	..SCREW.....	2	
	MS21919DG4	..CLAMP.....	1	
- 21	204-060-020-109	..TUBE ASSY (REPLACED BY 204-062-603-1).....	1	
	204-062-603-1	..TUBE ASSY (REPLACES 204-060-020-109).....	1	
	AN818-4D	..NUT.....	2	
	MS20819-4D	..SLEEVE.....	2	

Section II
Group Assembly Parts List

T.O. 1H-1(U)F-4

(1) FIGURE & INDEX NUMBER	(2) PART NUMBER	(3) DESCRIPTION	(4) UNIT PER ASSY	(5) USABLE ON CODE
127 - 22	AN815-4D	..UNION.....	1	
- 23	NAS679A3	..NUT.....	1	
	AN960PD10L	..WASHER.....	2	
	AN525-10R8	..SCREW.....	1	
	MS21919DG4	..CLAMP.....	1	
	MS21919DG6	..CLAMP.....	1	
- 24	NAS679A3	..NUT.....	1	
	AN960PD10L	..WASHER.....	1	
	AN525-10R12	..SCREW.....	1	
	NAS43D03-16	..SPACER.....	1	
	MS21919DG4	..CLAMP.....	1	
	MS21919DG12	..CLAMP.....	1	
- 25	NAS679A3	..NUT.....	2	
	AN960PD10L	..WASHER.....	2	
	AN525-10R12	..SCREW.....	2	
	NAS43D03-16	..SPACER.....	2	
	MS21919DG4	..CLAMP.....	2	
	MS21919DG6	..CLAMP.....	2	
- 26	204-060-020-179	..TUBE ASSY (REPLACED BY 204-062-602-1).....	1	
	204-062-602-1	..TUBE ASSY (REPLACES 204-060-020-179) (MUST BE USED WITH 204-062-601-1 ON ASSY)	1	
	AN818-4D	..NUT.....	2	
	MS20819-4D	..SLEEVE.....	2	
- 27	AN832-4D	..UNION.....	1	
- 28	AN960PD716	..WASHER.....	2	
	204-062-654-1	..TUBE ASSY.....	1	
- 29	AN818-8D	..NUT.....	2	
	MS20819-8D	..SLEEVE.....	2	
- 30	P5-533	..VALVE (91816) (BHT SPECIFICATION CONTROL.. DRAWING 204-060-657-1)	1	
- 31	NAS679A3	..NUT.....	2	
	AN960PD10L	..WASHER.....	2	
	AN525-10R12	..SCREW.....	2	
	NAS43D03-16	..SPACER.....	2	
	MS21919DG8	..CLAMP.....	2	
	MS21919DG12	..CLAMP.....	2	
	204-062-605-1	..TUBE ASSY.....	1	
- 32	AN818-8D	..NUT.....	2	
	MS20819-8D	..SLEEVE.....	2	
- 33	204-060-020-177	..TUBE ASSY.....	1	
	AN818-12D	..NUT.....	2	
	MS20819-12D	..SLEEVE.....	2	
- 34	AN832-12D	..UNION.....	1	
- 35	AN960PD1716	..WASHER.....	2	
- 36	AN743-12	..BRACKET.....	1	
	NAS679A3	..NUT.....	2	
	AN960PD10L	..WASHER.....	2	
	AN525-10R8	..SCREW.....	2	
	MS21919DG6	..CLAMP.....	1	
- 37	204-060-020-175	..TUBE ASSY (REPLACED BY 204-062-601-1).....	1	
	204-062-601-1	..TUBE ASSY (REPLACES 204-060-020-175) (MUST BE USED WITH 204-062-602-1 ON ASSY)	1	
	AN818-6D	..NUT.....	2	
	MS20819-6D	..SLEEVE.....	2	
- 38	AN832-6D	..UNION.....	1	
- 39	AN960PD916	..WASHER.....	2	
- 40	NAS679A3	..NUT.....	1	
- 41	AN960PD10L	..WASHER.....	1	
- 42	AN525-10R6	..SCREW.....	1	
- 43	NAS43D03-8	..SPACER.....	1	
- 44	NAS43D03-28	..SPACER.....	1	
- 45	MS21919DG4	..CLAMP.....	1	
- 46	MS21919DG6	..CLAMP.....	1	
- 47	20-032-1	..BRACKET.....	1	
- 48	NAS679A3	..NUT (AP).....	1	
- 49	AN960PD10L	..WASHER (AP).....	1	
- 50	AN525-10R18	..SCREW (AP).....	1	
- 51	NAS679A3	..NUT.....	1	
	AN960PD10L	..WASHER.....	1	

(1) FIGURE & INDEX NUMBER	(2) PART NUMBER	(3) DESCRIPTION	(4) UNIT PER ASSY	(5) USABLE ON CODE
127 -	AN525-10R11	..SCREW.....	1	
	NAS43DD3-16	..SPACER.....	1	
	MS21919DG4	..CLAMP.....	1	
	MS21919DG12	..CLAMP.....	1	
- 52	NAS679A3	..NUT.....	1	
	AN960PD10L	..WASHER.....	1	
	AN525-10R11	..SCREW.....	1	
	NAS43DD3-16	..SPACER.....	1	
	MS21919DG4	..CLAMP.....	1	
	MS21919DG6	..CLAMP.....	1	
- 53	AN924-4D	..NUT.....	1	
	204-060-020-79	..TUBE ASSY.....	1	
- 54	AN818-4D	..NUT.....	1	
	MS20819-4Z	..SLEEVE.....	1	
- 55	MS35489-6	..GROMMET.....	2	
- 56	AN743-12	..BRACKET.....	1	
	NAS679A3	..NUT.....	2	
	AN960PD10L	..WASHER.....	2	
	AN525-10R8	..SCREW.....	2	
	MS21919DG12	..CLAMP.....	1	
- 57	AN924-12D	..NUT.....	1	
	204-060-020-83	..TUBE ASSY.....	1	
- 58	AN818-12D	..NUT.....	1	
	MS20819-12D	..SLEEVE.....	1	
- 59	MS35489-135	..GROMMET.....	2	
- 60	AN924-6D	..NUT.....	1	
	204-060-020-75	..TUBE ASSY.....	1	
- 61	AN818-6D	..NUT.....	1	
	MS20819-6D	..SLEEVE.....	1	
- 62	MS35489-11	..GROMMET.....	2	
CODING EXPLANATION				
CODE SERIAL NUMBERS				
A 63-13141 THRU 63-13142				
B 63-13143 THRU 63-13145				
C 63-13146 THRU 63-13165				
D 64-15476 THRU 65-7924				
E 65-7925 THRU 65-7938				
F 65-7939 THRU 65-7942				
G 65-7943 THRU 66-1222				
H 66-1223 THRU 66-1224				
J 66-1225 AND SUBSEQUENT				
K 63-13143 THRU 63-13165				
L 64-15476 AND SUBSEQUENT				

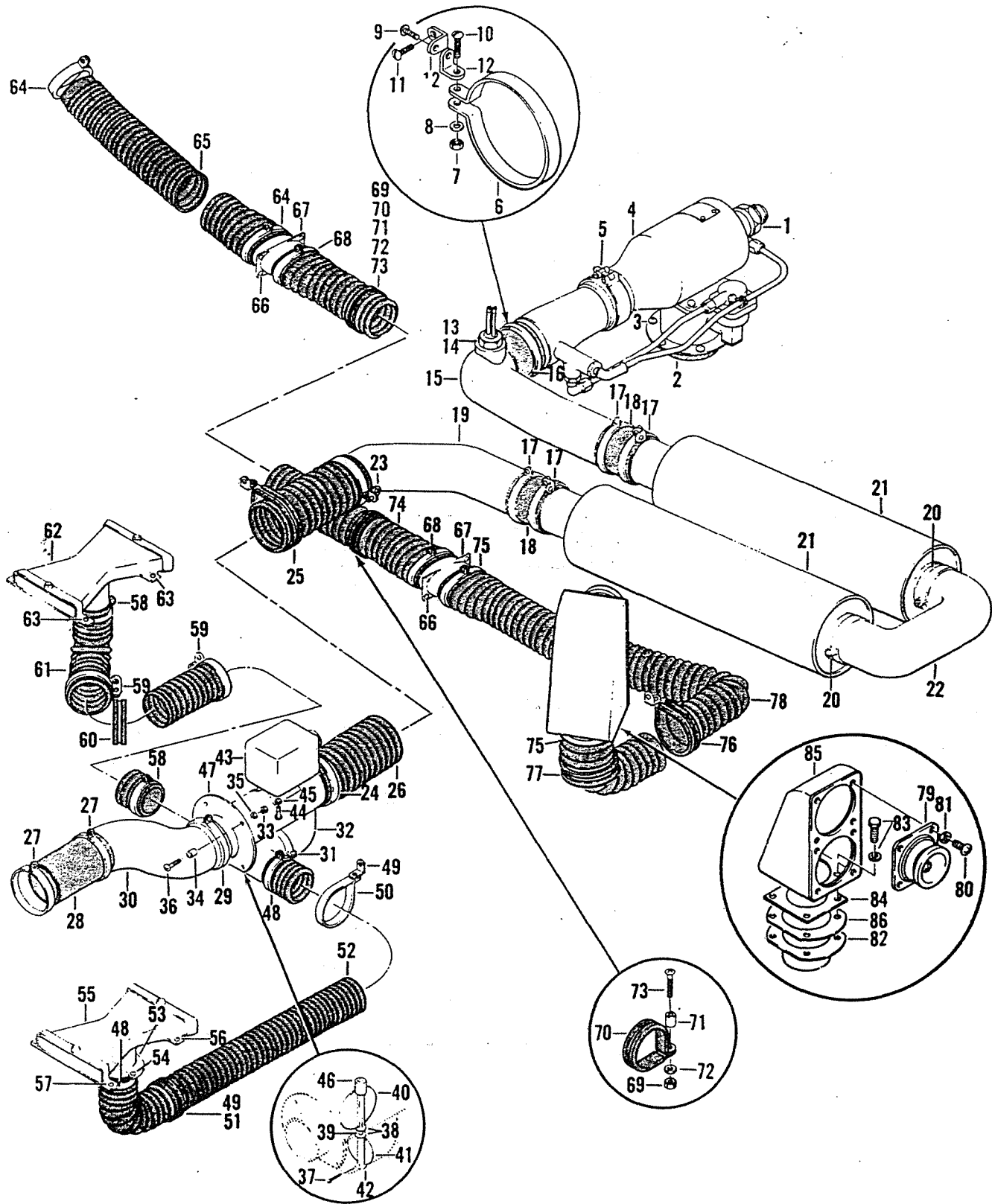


Figure 128. Hot Air Distribution Installation, Aft Left-Hand Section

(1) FIGURE & INDEX NUMBER	(2) PART NUMBER	(3) DESCRIPTION	(4) UNIT PER ASSY	(5) USABLE ON CODE
128 -	204-200-021-1	SECTION ASSY, HELICOPTER FWD (SEE FIG. 58,... 60, 62, 64, 66, 67, 75, 78, 79, 80, 81, 83, 88, 97, 105, 106, 109, 117, 127, 135, 152 AND 183 FOR BALANCE OF BREAKDOWN)	REF	A
	204-200-021-5	SECTION ASSY, HELICOPTER FWD (SEE FIG. 58,... 60, 62, 64, 66, 67, 75, 78, 79, 80, 81, 83, 88, 97, 105, 106, 109, 117, 127, 135, 152 AND 183 FOR BALANCE OF BREAKDOWN)	REF	B
	204-200-021-7	SECTION ASSY, HELICOPTER FWD (SEE FIG. 58,... 60, 62, 64, 66, 67, 75, 78, 79, 80, 81, 83, 88, 97, 105, 106, 109, 117, 127, 135, 152 AND 183 FOR BALANCE OF BREAKDOWN)	REF	C
	204-200-021-3	SECTION ASSY, HELICOPTER FWD (SEE FIG. 58,... 60, 62, 64, 66, 67, 75, 78, 79, 80, 81, 83, 88, 97, 105, 106, 109, 117, 127, 135, 152 AND 183 FOR BALANCE OF BREAKDOWN)	REF	D
	204-200-021-11	SECTION ASSY, HELICOPTER FWD (SEE FIG. 58,... 60, 62, 64, 66, 67, 75, 77, 78, 79, 80, 81, 83, 88, 97, 105, 106, 109, 117, 127, 135, 152 AND 183 FOR BALANCE OF BREAKDOWN)	REF	E
	204-200-021-13	SECTION ASSY, HELICOPTER FWD (SEE FIG. 58,... 60, 62, 64, 66, 67, 75, 77, 78, 79, 80, 81, 83, 88, 97, 105, 106, 109, 117, 127, 135, 152 AND 183 FOR BALANCE OF BREAKDOWN)	REF	F
	204-200-021-15	SECTION ASSY, HELICOPTER FWD (SEE FIG. 58,... 60, 62, 64, 66, 67, 75, 77, 78, 79, 80, 81, 83, 88, 97, 105, 106, 109, 117, 127, 135, 152 AND 183 FOR BALANCE OF BREAKDOWN)	REF	G
	204-200-021-17	SECTION ASSY, HELICOPTER FWD (SEE FIG. 58,... 60, 62, 64, 66, 67, 75, 77, 78, 79, 80, 81, 83, 88, 97, 105, 106, 109, 117, 127, 135, 152 AND 183 FOR BALANCE OF BREAKDOWN)	REF	H
	204-200-021-19	SECTION ASSY, HELICOPTER FWD (SEE FIG. 58,... 60, 62, 64, 65, 66, 67, 75, 77, 78, 79, 80, 81, 83, 88, 97, 105, 106, 109, 117, 127, 129, 136, 152, 155, 183 AND 214 FOR BALANCE OF BREAKDOWN)	REF	J
	204-070-169-13	.DISTRIBUTION INSTL, HOT AIR, AFT LEFT HAND. SECTION (SEE FIG. 130 AND 132 FOR BALANCE OF BREAKDOWN)	1	K
	204-070-169-27	.DISTRIBUTION INSTL, HOT AIR, AFT LEFT HAND. SECTION (SEE FIG. 130 AND 132 FOR BALANCE OF BREAKDOWN)	1	C
	204-070-169-19	.DISTRIBUTION INSTL, HOT AIR, AFT LEFT HAND. SECTION (SEE FIG. 130 AND 132 FOR BALANCE OF BREAKDOWN)	1	L
- 1	AN924-16D	..NUT.....	1	
	AN960PD2116	..WASHER.....	1	
- 2	204-070-058-1	..SCREEN ASSY.....	1	
- 3	AN525-10R10	..SCREW (AP).....	6	
	AN960PD10L	..WASHER (AP).....	6	
- 4	C88C59	..VALVE ASSY (89513) (BHT SPECIFICATION..... CONTROL DRAWING 204-072-476-1) (WHEN EXHAUSTED USE A26D70)	1	
	A26D70	..VALVE ASSY (89513) (BHT SPECIFICATION..... CONTROL DRAWING 204-072-476-1) (USE C88C59 UNTIL EXHAUSTED)	1	
- 5	MS21919DG40	..CLAMP.....	1	
- 6	AN735-48	..CLAMP ASSY.....	1	
- 7	NAS679A3	..NUT (AP).....	4	
- 8	AN960PD10L	..WASHER (AP).....	4	
- 9	MS35207-261	..SCREW (AP).....	2	
- 10	MS35207-265	..SCREW (AP).....	1	
- 11	MS35207-263	..SCREW (AP).....	1	
- 12	AN743-12	..BRACKET.....	2	
- 13	21548-4-1-6	..SWITCH, TERMINAL (96214).....	1	
- 14	MS28775-017	..PACKING.....	1	
- 15	204-072-470-5	..DUCT ASSY (WHEN EXHAUSTED USE 204-..... 072-471-1)	1	

Section II
Group Assembly Parts List

T.O. 1H-1(U)F-4

(1) FIGURE & INDEX NUMBER	(2) PART NUMBER	(3) DESCRIPTION	(4) UNIT PER ASSY	(5) USABLE ON CODE
128 -	204-072-471-1	..DUCT ASSY (USE 204-072-470-5 UNTIL..... EXHAUSTED)	1	
- 16	NAS521-24-8	..COUPLING.....	1	
- 17	204-075-143-7	..BRACKET (WHEN EXHAUSTED USE 20-032-1).....	2	
	20-032-1	..BRACKET (USE 204-075-143-7 UNTIL..... EXHAUSTED)	2	
	NAS679A3	..NUT.....	6	
	AN960PD10L	..WASHER.....	6	
	MS35207-261	..SCREW.....	6	
	AN735D48	..CLAMP.....	4	
- 18	NAS521-24-10	..COUPLING.....	2	
- 19	204-072-452-1	..BEND (WHEN EXHAUSTED USE 204-070-051-1)...	1	
	204-070-051-1	..BEND (USE 204-072-452-1 UNTIL EXHAUSTED)...	1	
- 20	NAS679A3	..NUT.....	2	
	NAS43DD3-96	..SPACER.....	2	
	AN960PD10L	..WASHER.....	2	
	MS35207-273	..SCREW.....	2	
	AN735D48	..CLAMP.....	2	
- 21	82C01	..SUPPRESSOR, AIR NOISE (89513) (BHT)..... SPECIFICATION CONTROL DRAWING 204-070-540-1)	2	
- 22	204-072-451-1	..ELBOW (WHEN EXHAUSTED USE 204-070-050-1)...	1	
	204-070-050-1	..ELBOW (USE 204-072-451-1 UNTIL EXHAUSTED)...	1	
- 23	204-075-143-7	..BRACKET (WHEN EXHAUSTED USE 20-032-1).....	2	
	NAS679A3	..NUT.....	3	
	AN960PD10L	..WASHER.....	3	
	MS35207-265	..SCREW.....	1	
	MS35207-261	..SCREW.....	2	
	AN735D48	..CLAMP.....	1	
	20-032-1	..BRACKET (USE 204-075-143-7 UNTIL..... EXHAUSTED)	2	
- 24	AN743-12	..BRACKET.....	2	
	NAS679A3	..NUT.....	3	
	AN960PD10L	..WASHER.....	2	
	NAS43-3-208	..SPACER.....	1	
	AN3-36A	..BOLT.....	1	
	MS35207-261	..SCREW.....	2	
	AN735D48	..CLAMP.....	1	
- 25	AN743-12	..BRACKET.....	1	
	NAS679A3	..NUT.....	2	
	AN960PD10L	..WASHER.....	2	
	MS35207-263	..SCREW.....	1	
	MS35207-261	..SCREW.....	1	
	MS21919DG48	..CLAMP.....	1	
- 26	70-004A12F27Z2	..HOSE.....	1	
- 27	NAS679A3	..NUT.....	2	
	AN960PD10L	..WASHER.....	2	
	MS35207-261	..SCREW.....	2	
	AN735D48	..CLAMP.....	2	
- 28	NAS521-24-13	..COUPLING.....	2	
- 29	NAS679A3	..NUT.....	1	
	AN960PD10L	..WASHER.....	1	
	MS35207-261	..SCREW.....	1	
	AN735D48	..CLAMP.....	1	
- 30	204-072-457-1	..DUCT.....	1	
- 31	NAS679A3	..NUT.....	1	
	AN960PD10L	..WASHER.....	1	
	MS35207-261	..SCREW.....	1	
	AN735D32	..CLAMP.....	1	
- 32	204-072-424-1	..TEE.....	1	
	204-070-181-5	..VALVE.....	1	
	204-070-181-7	..VALVE (ALT).....	1	
- 33	NAS679A3	..NUT (AP).....	4	
- 34	NAS43DD3-20	..SPACER (AP).....	4	
- 35	AN960PD10L	..WASHER (AP).....	4	
- 36	MS35207-265	..SCREW (AP).....	4	
- 37	MS24665-150	..PIN.....	2	
- 38	AN960PD516	..WASHER.....	2	
- 39	204-070-186-1	..SHAFT.....	1	

(1) FIGURE & INDEX NUMBER	(2) PART NUMBER	(3) DESCRIPTION	(4) UNIT PER ASSY	(5) USABLE ON CODE
128 - 40	204-070-184-1	...FLAPPER ASSY.....	1	
- 41	204-070-183-1	...FLAPPER ASSY.....	1	
- 42	AN960PD516L	...WASHER, FLAT.....	2	
- 43	A38153-001	...SELECTOR ASSY (81840) (BHT SPECIFICATION. CONTROL DRAWING 204-070-482-1)	1	
- 44	AN3-3A	...BOLT (AP).....	4	
- 45	AN960PD10L	...WASHER, FLAT (AP).....	4	
- 46	204-070-185-1	...CONNECTOR.....	1	
- 47	204-072-427-1	...HOUSING ASSY.....	1	
- 48	204-070-193-1	...HOUSING ASSY (ALT).....	1	
- 48	NAS679A3	...NUT.....	2	
	AN960PD10L	...WASHER.....	2	
	MS35207-264	...SCREW.....	2	
	AN735D32	...CLAMP.....	2	
- 49	AN743-12	...BRACKET.....	2	
	NAS679A3	...NUT.....	4	
	AN960PD10L	...WASHER.....	4	
	MS35207-261	...SCREW.....	4	
- 50	AN735D32	...CLAMP.....	1	
- 51	MS21919DG34	...CLAMP.....	1	
- 52	70-004A8F56Z3	...HOSE.....	1	M
	70-001B8F56Z3	...HOSE.....	1	N
- 53	204-070-228-1	...ADAPTER ASSY.....	1	P
- 54	NAS679A3	...NUT (AP).....	3	
	AN960PD10L	...WASHER (AP).....	3	
	MS35207-260	...SCREW (AP).....	3	
- 55	204-072-429-1	...REGISTER.....	1	
- 56	NAS679A3	...NUT (AP).....	2	
	AN960PD10L	...WASHER (AP).....	2	
	MS35207-262	...SCREW (AP).....	2	
	MS35207-261	...SCREW (AP).....	2	
- 57	AN960PD10L	...WASHER (AP).....	2	
- 58	NAS679A3	...NUT.....	2	
	AN960PD10L	...WASHER.....	2	
	MS35207-264	...SCREW.....	2	
	AN735D32	...CLAMP.....	2	
- 59	AN743-12	...BRACKET.....	2	
	AN735D32	...CLAMP (USBL ON 204-070-169-13 AND -27).....	2	
	AN735D34	...CLAMP (USBL ON 204-070-169-19).....	2	
	NAS679A3	...NUT.....	4	
	AN960PD10L	...WASHER.....	4	
	MS35207-261	...SCREW (USBL ON 204-070-169-13 AND -27).....	4	
- 60	AN3-5A	...BOLT (USBL ON 204-070-169-19).....	4	
	NAS679A3	...NUT.....	1	
	AN960PD10L	...WASHER.....	1	
	MS35207-261	...SCREW.....	1	
	MS21919DG34	...CLAMP.....	1	
- 61	70-004A8F102Z3	...HOSE.....	1	M
	70-001B8F102Z3	...HOSE.....	1	N
- 62	204-072-429-5	...REGISTER.....	1	
- 63	NAS679A3	...NUT (AP).....	4	
	AN960PD10L	...WASHER (AP).....	4	
	MS35207-261	...SCREW (AP).....	4	
- 64	NAS679A3	...NUT.....	2	
	AN960PD10L	...WASHER.....	2	
	MS35207-261	...SCREW.....	2	
	AN735D40	...CLAMP.....	2	
- 65	70-004A10F25Z3	...HOSE.....	1	P
- 66	MS21042L08	...NUT.....	8	
	AN960PD8L	...WASHER.....	16	
	MS35206-244	...SCREW.....	8	
- 67	204-072-430-1	...CONNECTOR.....	2	P
- 68	NAS679A3	...NUT.....	2	
	AN960PD10L	...WASHER.....	2	
	MS35207-261	...SCREW.....	2	
	AN735D40	...CLAMP.....	2	
- 69	NAS679A3	...NUT.....	2	
- 70	MS21919DG40	...CLAMP.....	2	
- 71	NAS43DD3-32	...SPACER.....	2	



(1) FIGURE & INDEX NUMBER	(2) PART NUMBER	(3) DESCRIPTION	(4) UNIT PER ASSY	(5) USABLE ON CODE
128 - 72	AN960PD10L	..WASHER.....	2	
- 73	MS35207-266	..SCREW.....	2	
- 74	70-004A10F53Z3	..HOSE.....	1	P
- 75	NAS679A3	..NUT.....	2	
	AN960PD10L	..WASHER.....	2	
	MS35207-260	..SCREW.....	2	
	AN735D40	..CLAMP.....	2	
- 76	AN743-12	..BRACKET.....	1	
	MS21919DG40	..CLAMP.....	1	
	NAS679A3	..NUT.....	2	
	AN960PD10L	..WASHER.....	2	
	MS35207-261	..SCREW.....	2	
- 77	NAS679A3	..NUT (USBL ON 204-070-169-13 AND -27).....	1	
	AN960PD10L	..WASHER (USBL ON 204-070-169-13 AND -27)....	1	
	AN525-10P12	..SCREW (USBL ON 204-070-169-13 AND -27)....	1	
	MS21919DG40	..CLAMP (USBL ON 204-070-169-13 AND -27)....	1	
	NAS43DD3-20	..SPACER (USBL ON 204-070-169-13 AND -27)....	1	
- 78	70-004A10F94Z3	..HOSE.....	1	M
	70-001B10F6972	..HOSE.....	1	L
- 79	204-072-465-1	..VALVE ASSY, LH.....	2	D
- 80	MS35207-263	..SCREW (AP).....	8	
- 81	AN960PD10L	..WASHER (AP).....	8	
- 82	205-070-467-1	..CONNECTOR ASSY.....	1	M
	204-072-472-1	..CONNECTOR.....	1	L
- 83	AN960PD10L	..WASHER (AP).....	4	
	AN3-3A	..BOLT (AP).....	4	
- 84	205-070-416-9	..ORIFICE PLATE (WHEN EXHAUSTED USE.....	1	P
	100-064-9	100-064-9)		
		..ORIFICE PLATE (USE 205-070-416-9 UNTIL....	1	
		EXHAUSTED)		
- 85	204-072-420-5	..DUCT ASSY.....	1	P
- 86	205-070-412-1	..GASKET.....	3	P
CODING EXPLANATION				
CODE SERIAL NUMBERS				
A 63-13141 THRU 63-13142				
B 63-13143 THRU 63-13145				
C 63-13146 THRU 63-13165				
D 64-15476 THRU 65-7924				
E 65-7925 THRU 65-7938				
F 65-7939 THRU 65-7942				
G 65-7943 THRU 66-1222				
H 66-1223 THRU 66-1224				
J 66-1225 AND SUBSEQUENT				
K 63-13141 THRU 63-13145				
L 64-15476 THRU 66-1224				
M 63-13141 THRU 63-13165				
N 64-15476 AND SUBSEQUENT				
P 63-13141 THRU 66-1224				

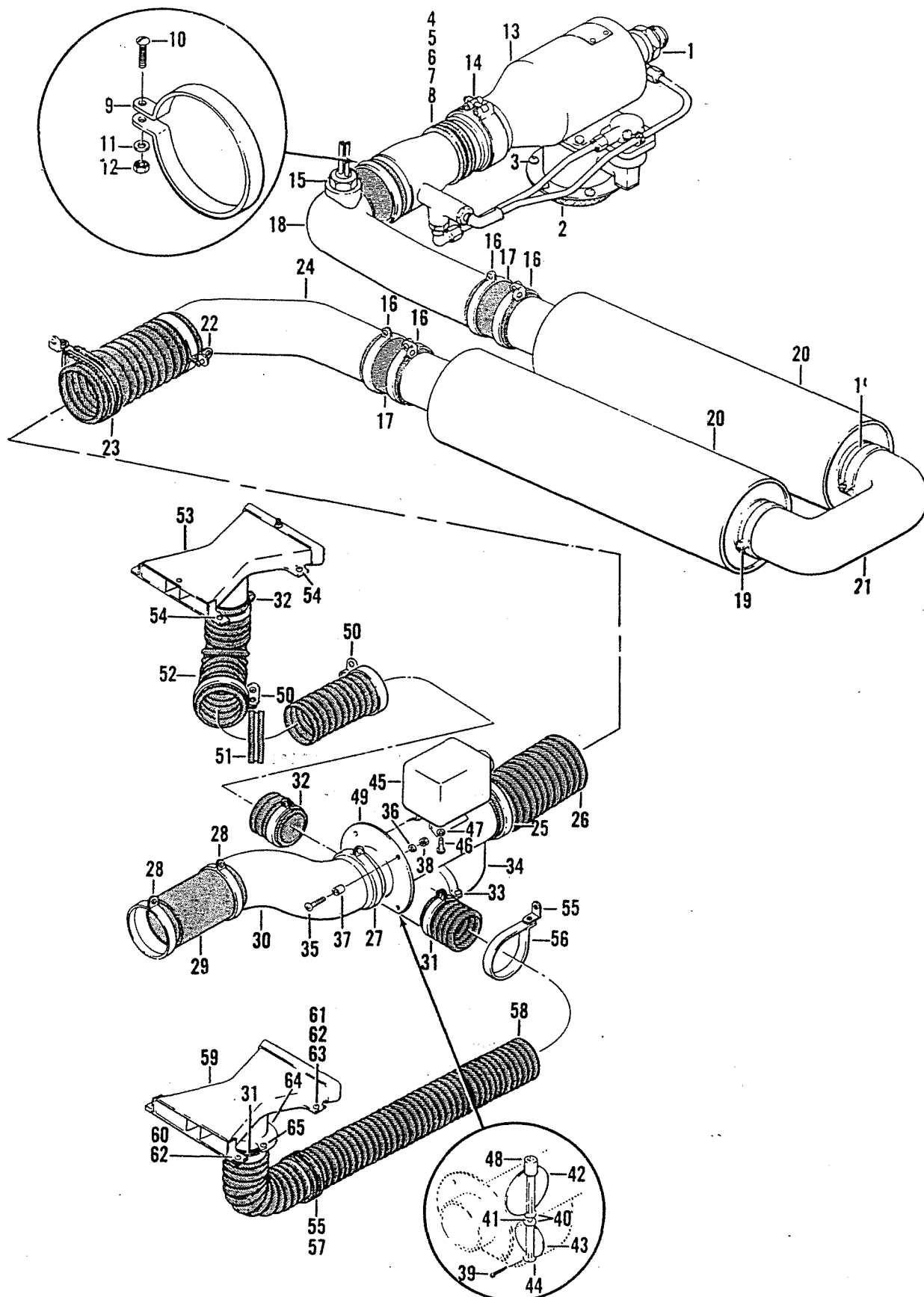


Figure 129. Hot Air Distribution Installation, Aft

(1) FIGURE & INDEX NUMBER	(2) PART NUMBER	(3) DESCRIPTION	(4) UNIT PER ASSY	(5) USABLE ON CODE
129 -	204-200-021-19	SECTION ASSY, HELICOPTER FWD (SEE FIG. 58,.. 60, 62, 64, 65, 66, 67, 75, 77, 78, 79, 80, 81, 83, 88, 97, 105, 106, 109, 117, 127, 128, 136, 152, 155, 183 AND 214 FOR BALANCE OF BREAKDOWN)	REF	A
	204-072-096-1	..DISTRIBUTION INSTL, HOT AIR, AFT (SEE FIG.. 133 FOR BALANCE OF BREAKDOWN)	1	
- 1	AN924-16D	..NUT.....	1	
	AN960PD2116	..WASHER.....	1	
- 2	204-070-058-1	..SCREEN ASSY.....	1	
- 3	MS27039-1-10	..SCREW (AP).....	6	
	AN960PD10L	..WASHER (AP).....	6	
- 4	204-070-059-3	..BRACKET.....	1	
- 5	MS35207-261	..SCREW (AP).....	1	
- 6	MS35207-263	..SCREW (AP).....	1	
- 7	AN960PD10L	..WASHER (AP).....	1	
- 8	NAS679A3	..NUT (AP).....	1	
- 9	AN735D48	..CLAMP.....	1	
- 10	MS35207-261	..SCREW (AP).....	1	
- 11	AN960PD10L	..WASHER (AP).....	1	
- 12	NAS679A3	..NUT (AP).....	1	
- 13	C33C59	..VALVE ASSY (89513) (BHT SPECIFICATION..... CONTROL DRAWING 204-072-476-1) (WHEN EXHAUSTED USE A26D70)	1	
	A26D70	..VALVE ASSY (89513) (BHT SPECIFICATION..... CONTROL DRAWING 204-072-476-1) (USE C88C59 UNTIL EXHAUSTED)	1	
- 14	MS21919DG40	..CLAMP.....	1	
- 15	21548-4-1-6	..SWITCH, THERMAL (96214).....	1	
	MS28775-017	..PACKING.....	1	
- 16	204-075-143-7	..BRACKET (WHEN EXHAUSTED USE 20-032-1).....	2	
	20-032-1	..BRACKET (USE 204-075-143-7 UNTIL..... EXHAUSTED)	2	
	MS35207-261	..SCREW.....	6	
	AN960PD10L	..WASHER.....	6	
	NAS679A3	..NUT.....	6	
	AN735D48	..CLAMP.....	4	
- 17	NAS521-24-10	..COUPLING.....	2	
- 18	204-072-471-1	..DUCT ASSY.....	1	
- 19	MS35207-274	..SCREW.....	2	
	AN960PD10L	..WASHER.....	2	
	NAS43DD3-96	..SPACER.....	2	
	NAS679A3	..NUT.....	2	
	AN735D48	..CLAMP.....	2	
- 20	82C01	..SUPPRESSOR, NOISE (89513) (BHT..... SPECIFICATION CONTROL DRAWING 204-070-540-1)	2	
- 21	204-070-051-1	..BEND.....	1	
- 22	204-075-143-7	..BRACKET (WHEN EXHAUSTED USE 20-032-1).....	2	
	20-032-1	..BRACKET (USE 204-075-143-7 UNTIL..... EXHAUSTED)	2	
	MS35207-261	..SCREW.....	3	
	AN960PD10L	..WASHER.....	3	
	NAS679A3	..NUT.....	3	
	AN735D48	..CLAMP.....	1	
- 23	MS35207-261	..SCREW.....	1	
	MS35207-263	..SCREW.....	1	
	AN960PD10L	..WASHER.....	2	
	NAS679A3	..NUT.....	2	
	AN743-12	..BRACKET.....	1	
	MS21919DG48	..CLAMP.....	1	
- 24	204-070-050-1	..ELBOW.....	1	
- 25	AN743-12	..BRACKET.....	2	
	AN735D48	..CLAMP.....	1	
	NAS679A3	..NUT.....	3	
	MS35207-261	..SCREW.....	2	
	AN960PD10L	..WASHER.....	2	
	AN7-36A	..BOLT.....	1	
	NAS43-3-208	..SPACER.....	1	

Section II
Group Assembly Parts List

T.O. 1H-1(U)F-4

(1) FIGURE & INDEX NUMBER	(2) PART NUMBER	(3) DESCRIPTION	(4) UNIT PER ASSY	(5) USABLE ON CODE
129 - 26	70-004A12F27Z2	..HOSE.....	1	
- 27	MS35207-261	..SCREW.....	1	
	AN960PD10L	..WASHER.....	1	
	NAS679A3	..NUT.....	1	
	AN735D48	..CLAMP.....	1	
- 28	MS35207-261	..SCREW.....	2	
	AN960PD10L	..WASHER.....	2	
	NAS679A3	..NUT.....	2	
	AN735D48	..CLAMP.....	2	
- 29	NAS521-24-13	..COUPLING.....	1	
- 30	204-072-457-1	..DUCT.....	1	
- 31	MS35207-264	..SCREW.....	2	
	AN960PD10L	..WASHER.....	2	
	NAS679A3	..NUT.....	2	
	AN735D32	..CLAMP.....	2	
- 32	NAS679A3	..NUT.....	2	
	AN960PD10L	..WASHER.....	2	
	AN3-5A	..BOLT.....	2	
	AN735-34	..CLAMP.....	2	
- 33	MS35207-261	..SCREW.....	1	
	AN960PD10L	..WASHER.....	1	
	NAS679A3	..NUT.....	1	
	AN735D32	..CLAMP.....	1	
- 34	204-072-424-1	..TEE.....	1	
	204-070-181-5	..VALVE ASSY.....	1	
- 35	MS35207-265	..SCREW (AP).....	1	
- 36	AN960PD10L	..WASHER (AP).....	1	
- 37	NAS43DD3-20	..SPACER (AP).....	1	
- 38	NAS679A3	..NUT (AP).....	1	
- 39	MS24665-150	..PIN.....	2	
- 40	AN960PD516	..WASHER.....	2	
- 41	204-070-186-1	..SHAFT.....	1	
- 42	204-070-184-1	..FLAPPER ASSY.....	1	
- 43	204-070-183-1	..FLAPPER ASSY.....	1	
- 44	AN960PD516L	..WASHER.....	2	
- 45	A38153-001	..SELECTOR ASSY (81840) (BHT SPECIFICATION. CONTROL DRAWING 204-070-482-1)	1	
- 46	AN3-3A	..BOLT (AP).....	4	
- 47	AN960PD10L	..WASHER (AP).....	4	
- 48	204-070-185-1	..CONNECTOR.....	1	
- 49	204-072-427-1	..HOUSING ASSY.....	1	
	204-070-193-1	..HOUSING ASSY (ALT).....	1	
- 50	AN743-12	..BRACKET.....	2	
	AN735D32	..CLAMP.....	2	
	MS35207-261	..SCREW.....	4	
	AN960PD10L	..WASHER.....	4	
	NAS679A3	..NUT.....	4	
- 51	MS35207-261	..SCREW.....	1	
	AN960PD10L	..WASHER.....	1	
	NAS679A3	..NUT.....	1	
	MS21919DG34	..CLAMP.....	1	
- 52	70-00188F102Z3	..HOSE.....	1	
- 53	204-072-429-5	..REGISTER.....	1	
- 54	MS35207-261	..SCREW (AP).....	4	
	AN960PD10L	..WASHER (AP).....	4	
	NAS679A3	..NUT (AP).....	4	
- 55	MS35207-261	..SCREW.....	4	
	AN960PD10L	..WASHER.....	4	
	NAS679A3	..NUT.....	4	
	AN743-12	..BRACKET.....	2	
- 56	AN735D32	..CLAMP.....	1	
- 57	MS21919DG34	..CLAMP.....	1	
- 58	70-00188F56Z3	..HOSE.....	1	
- 59	204-072-429-1	..REGISTER.....	1	
- 60	MS35207-261	..SCREW (AP).....	2	
- 61	MS35207-262	..SCREW (AP).....	2	
- 62	AN960PD10L	..WASHER (AP).....	4	
- 63	NAS679A3	..NUT (AP).....	2	
- 64	204-070-228-1	..ADAPTER.....	1	

(1) FIGURE & INDEX NUMBER	(2) PART NUMBER	(3) DESCRIPTION	(4) UNIT PER ASSY	(5) USABLE ON CODE
129 - 65	MS35207-260 AN960PD10L NAS679A3	..SCREW (AP)..... ..WASHER (AP)..... ..NUT (AP)..... CODING EXPLANATION CODE SERIAL NUMBERS A 66-1225 AND SUBSEQUENT	3 3 3	

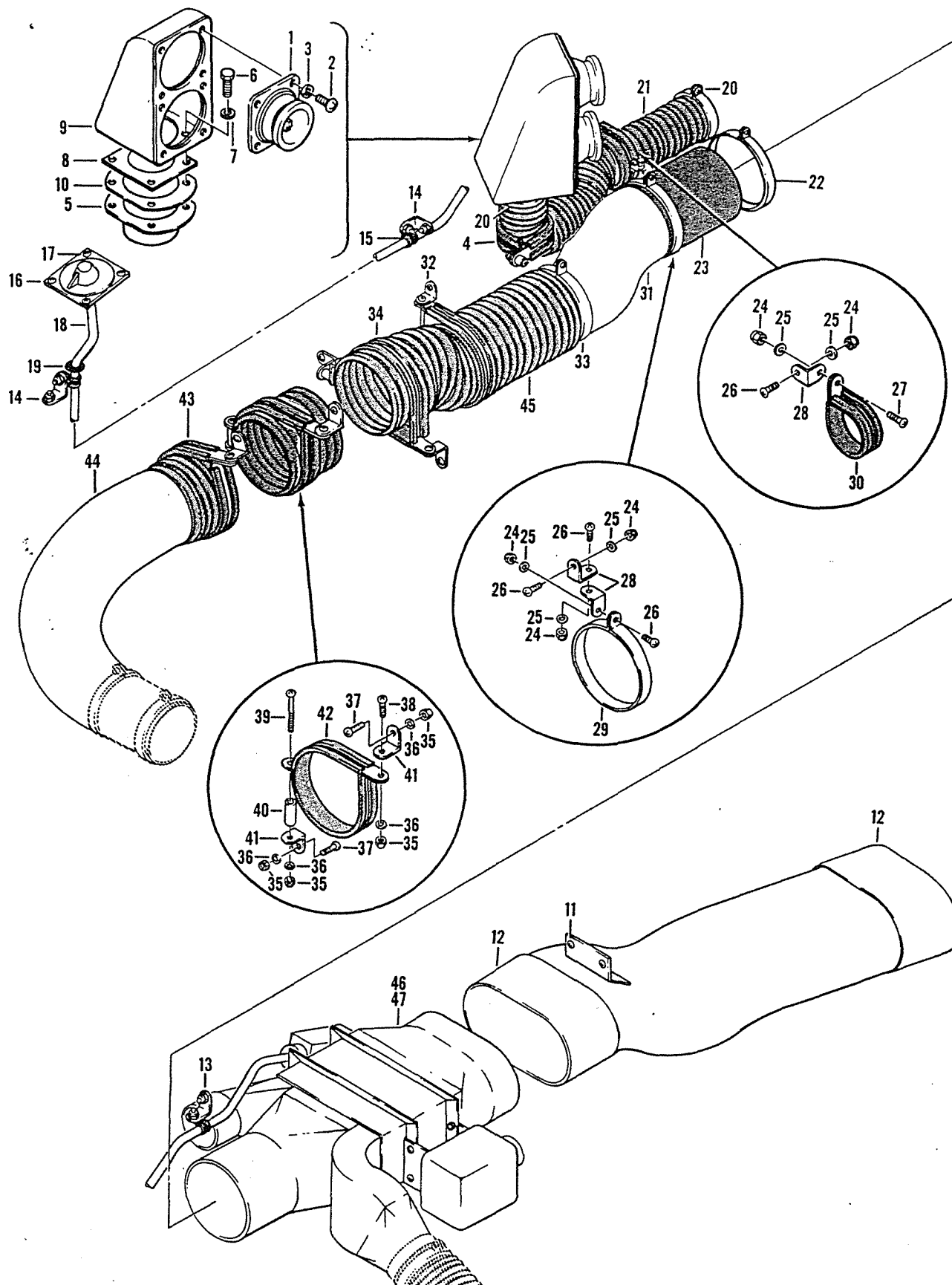
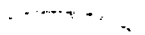


Figure 130. Hot Air Distribution Installation, Aft Right-Hand Section



(1) FIGURE & INDEX NUMBER	(2) PART NUMBER	(3) DESCRIPTION	(4) UNIT PER ASSY	(5) USABLE ON CODE
130 -	204-070-169-13	DISTRIBUTION INSTL, HOT AIR AFT, RH SECTION. (SEE FIG. 128 FOR NHA) (SEE FIG. 128 AND 132 FOR BALANCE OF BREAKDOWN)	REF	A
	204-070-169-27	DISTRIBUTION INSTL, HOT AIR AFT, RH SECTION. (SEE FIG. 128 FOR NHA) (SEE FIG. 128 AND 132 FOR BALANCE OF BREAKDOWN)	REF	B
	204-070-169-19	DISTRIBUTION INSTL, HOT AIR AFT, RH SECTION. (SEE FIG. 128 FOR NHA) (SEE FIG. 128 AND 132 FOR BALANCE OF BREAKDOWN)	REF	C
- 1	204-072-465-1	.VALVE ASSY, RH.....	2	D
- 2	MS35207-263	.SCREW (AP).....	4	
- 3	AN960PD10L	.WASHER (AP).....	4	
- 4	NAS679A3	.NUT (USBL ON 204-070-169-13 AND -27).....	1	
	AN960PD10L	.WASHER (USBL ON 204-070-169-13 AND -27).....	1	
	MS21919DG32	.CLAMP (USBL ON 204-070-169-13 AND -27).....	1	
	NAS43003-20	.SPACER (USBL ON 204-070-169-13 AND -27).....	1	
	AN525-10R12	.SCREW (USBL ON 204-070-169-13 AND -27).....	1	
- 5	205-070-471-1	.CONNECTOR ASSY.....	1	E
	204-072-473-1	.CONNECTOR.....	1	C
- 6	AN3-3A	.BOLT (AP).....	4	
- 7	AN960PD10L	.WASHER (AP).....	4	
- 8	205-070-416-11	.ORIFICE PLATE (WHEN EXHAUSTED USE 100-..... 064-11)	1	D
	100-064-11	.ORIFICE PLATE (USE 205-070-416-11 UNTIL..... EXHAUSTED)	1	C
- 9	204-072-420-5	.DUCT ASSY.....	1	D
- 10	205-070-412-1	.GASKET.....	3	D
	204-072-455-1	.DUCT, ASSY OF.....	1	D
- 11	NAS679A3	.NUT (AP).....	2	
	AN960PD10L	.WASHER (AP).....	2	
	MS35207-261	.SCREW (AP).....	2	
- 12	204-070-190-1	.COUPLING.....	2	D
- 13	NAS679A3	.NUT.....	2	
	MS35207-263	.SCREW.....	1	
	MS35207-262	.SCREW.....	1	
	AN960PD10L	.WASHER.....	2	
	NAS43-3-19	.SPACER.....	1	
	AN743-12	.CLIP.....	1	
	MS21919DG4	.CLAMP.....	1	
- 14	NAS679A3	.NUT.....	4	
	MS35207-262	.SCREW.....	4	
	AN960PD10L	.WASHER.....	4	
	20-032-1	.CLIP.....	2	
	MS21919DG4	.CLAMP.....	2	
- 15	NAS43-3-19	.SPACER.....	1	
- 16	FYLD317-30	.DIAL, SELECTING (65149).....	1	D
- 17	MS21042L06	.NUT (AP).....	4	
	AN960PD6L	.WASHER (AP).....	4	
	MS35206-228	.SCREW (AP).....	4	
- 18	FYLD243-002	.CARLE, FLEXIBLE (65149).....	1	D
- 19	MS35489-85	.GROMMET.....	1	
- 20	NAS679A3	.NUT.....	2	
	AN960PD10L	.WASHER.....	2	
	MS35207-261	.SCREW.....	2	
	AN735032	.CLAMP.....	2	
- 21	70-004ARF43Z3	.HOSE.....	1	E
	70-001R8F24Z2	.HOSE.....	1	C
- 22	NAS679A3	.NUT.....	1	
	AN960PD10L	.WASHER.....	1	
	MS35207-261	.SCREW.....	1	
	AN735064	.CLAMP.....	1	
- 23	NAS521-32-18	.COUPLING.....	1	
- 24	NAS679A3	.NUT.....	5	
- 25	AN960PD10L	.WASHER.....	5	
- 26	MS35207-261	.SCREW.....	4	
- 27	MS35207-262	.SCREW.....	1	
- 28	AN743-12	.BRACKET.....	3	
- 29	AN735064	.CLAMP.....	1	
- 30	MS21919DG32	.CLAMP.....	1	

(1) FIGURE & INDEX NUMBER	(2) PART NUMBER	(3) DESCRIPTION	(4) UNIT PER ASSY	(5) USABLE ON CODE
130 - 31	204-072-456-1	.DUCT ASSY.....	1	D
	204-072-456-3	.DUCT ASSY.....	1	
- 32	MS21919DG64	.CLAMP.....	1	
	AN743-12	.BRACKET.....	1	
	MS35207-261	.SCREW.....	1	
	MS35207-263	.SCREW.....	1	
	AN960PD10L	.WASHER.....	2	
	NAS679A3	.NUT.....	2	
- 33	NAS679A3	.NUT.....	1	
	AN960PD10L	.WASHER.....	1	
	MS35207-261	.SCREW.....	1	
	AN735D64	.CLAMP.....	1	
- 34	AN743-12	.BRACKET.....	3	
	204-070-048-1	.CLAMP.....	1	D
	NAS679A3	.NUT.....	5	
	AN960PD10L	.WASHER.....	5	
	NAS430D3-24	.SPACER.....	3	
	MS35207-263	.SCREW.....	1	
	MS35207-261	.SCREW.....	1	
	MS35207-265	.SCREW.....	3	
- 35	NAS679A3	.NUT.....	4	
- 36	AN960PD10L	.WASHER.....	4	
- 37	MS35207-261	.SCREW.....	2	
- 38	MS35207-263	.SCREW.....	1	
- 39	MS35207-269	.SCREW.....	1	
- 40	NAS430D3-72	.SPACER.....	1	
- 41	AN743-12	.BRACKET.....	2	
- 42	204-070-048-1	.CLAMP.....	1	D
- 43	AN743-12	.BRACKET.....	3	
	204-070-048-1	.CLAMP.....	1	D
	MS35207-263	.SCREW.....	1	
	NAS679A3	.NUT.....	5	
- 44	204-072-454-1	.ELBOW ASSY.....	1	D
- 45	70-004A16F7723	.HOSE.....	1	D
- 46	204-070-179-7	.VALVE ASSY, HEATING SELECTOR (SEE FIG. 131. FOR DETAIL BREAKDOWN)	1	D
- 47	MS35207-261	.SCREW (AP).....	2	
	AN960PD10L	.WASHER (AP).....	2	
CODING EXPLANATION				
CODE SERIAL NUMBERS				
A 63-13141 THRU 63-13145				
B 63-13146 THRU 63-13165				
C 63-15476 THRU 66-1224				
D 63-13141 THRU 66-1224				
E 63-13141 THRU 63-13165				

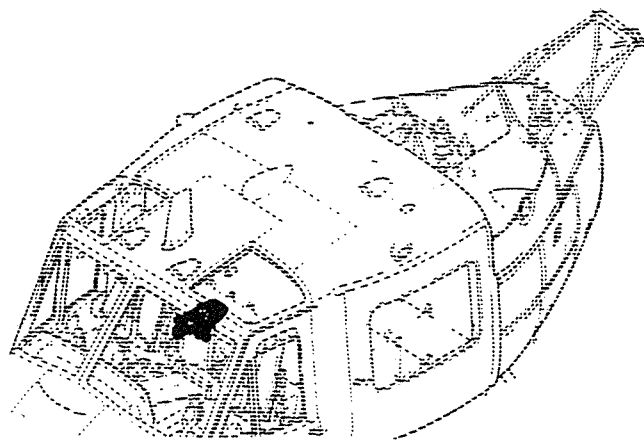
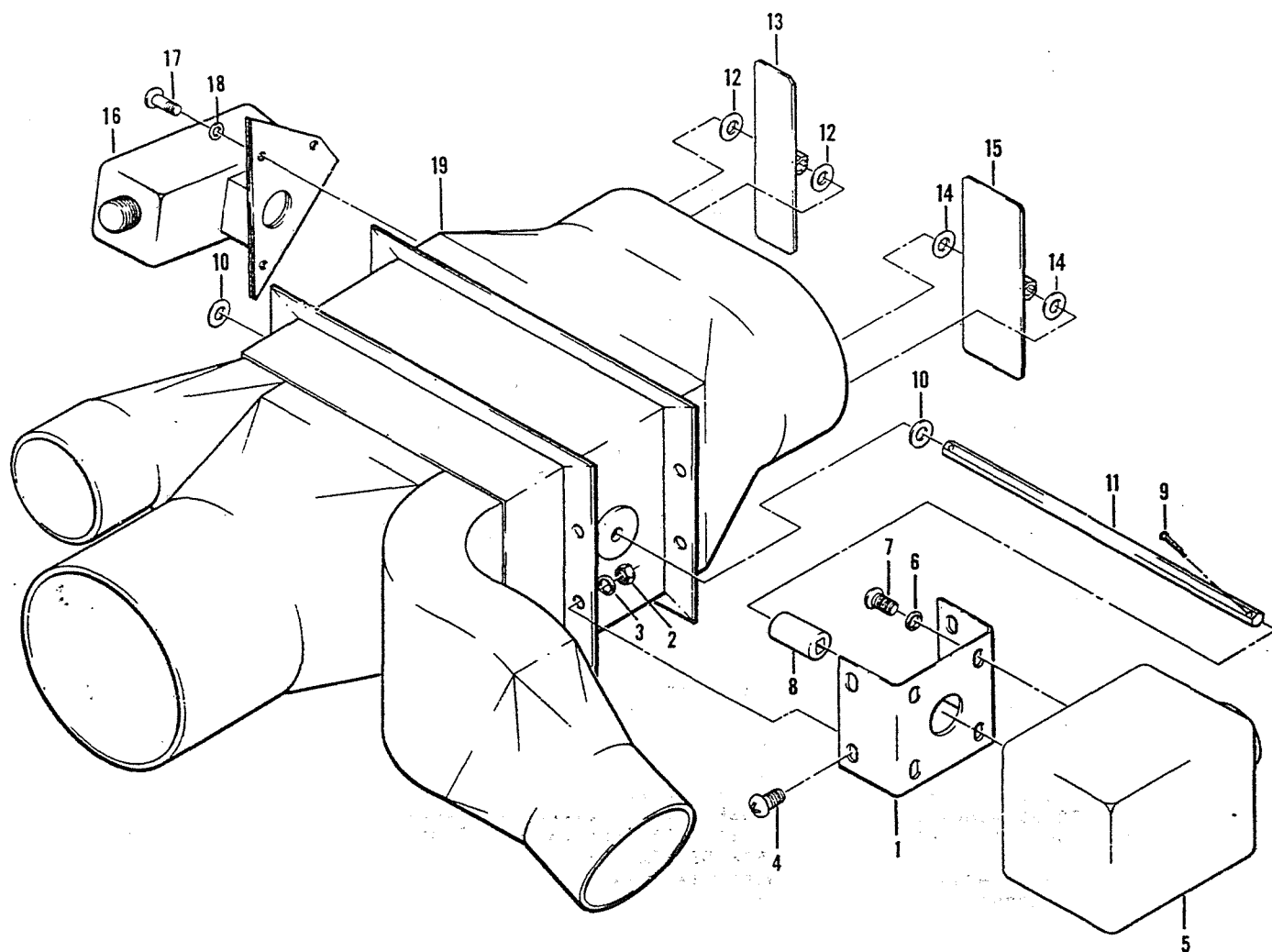


Figure 131. Valve Assembly, Heating Selector

(1) FIGURE & INDEX NUMBER	(2) PART NUMBER	(3) DESCRIPTION	(4) UNIT PER ASSY	(5) USABLE ON CODE
131 -	204-070-179-7	VALVE ASSY, HEATING SELECTOR (SEE FIG. 130.. FOR NHA)	REF	A
- 1	204-070-175-1	.MOUNT.....	1	A
- 2	NAS679A3	.NUT (AP).....	4	
- 3	AN960PD10L	.WASHER, FLAT (AP).....	4	
- 4	MS35207-261	.SCREW (AP).....	4	
- 5	A38153-001	.SELECTOR ASSY (81940) (BHT SPECIFICATION... CONTROL DRAWING 204-070-482-1)	1	A
- 6	AN960PD10L	.WASHER (AP).....	4	
- 7	MS35207-262	.SCREW (AP).....	4	
- 8	204-070-177-1	.ADAPTER.....	1	A
- 9	MS24665-150	.PIN.....	2	
- 10	AN960PD516	.WASHER, FLAT.....	2	
- 11	204-070-176-1	.SHAFT.....	1	A
- 12	AN960PD516L	.WASHER.....	2	
- 13	204-070-174-1	.FLAPPER ASSY.....	1	A
- 14	AN960PD516L	.WASHER.....	2	
- 15	204-070-173-1	.FLAPPER ASSY.....	1	A
- 16	FYLD4060-30	.THERMOSTAT (65149).....	1	A
- 17	MS35207-263	.SCREW (AP).....	3	
- 18	AN960PD10L	.WASHER (AP).....	3	
- 19	204-072-431-1	.HOUSING ASSY (WHEN EXHAUSTED USE 204-072-.. 431-15)	1	A
	204-072-431-15	.HOUSING ASSY (USE 204-072-431-1 UNTIL..... EXHAUSTED)	1	A
		CODING EXPLANATION		
		CODE SERIAL NUMBERS		
		A 63-13141 THRU 66-1224		

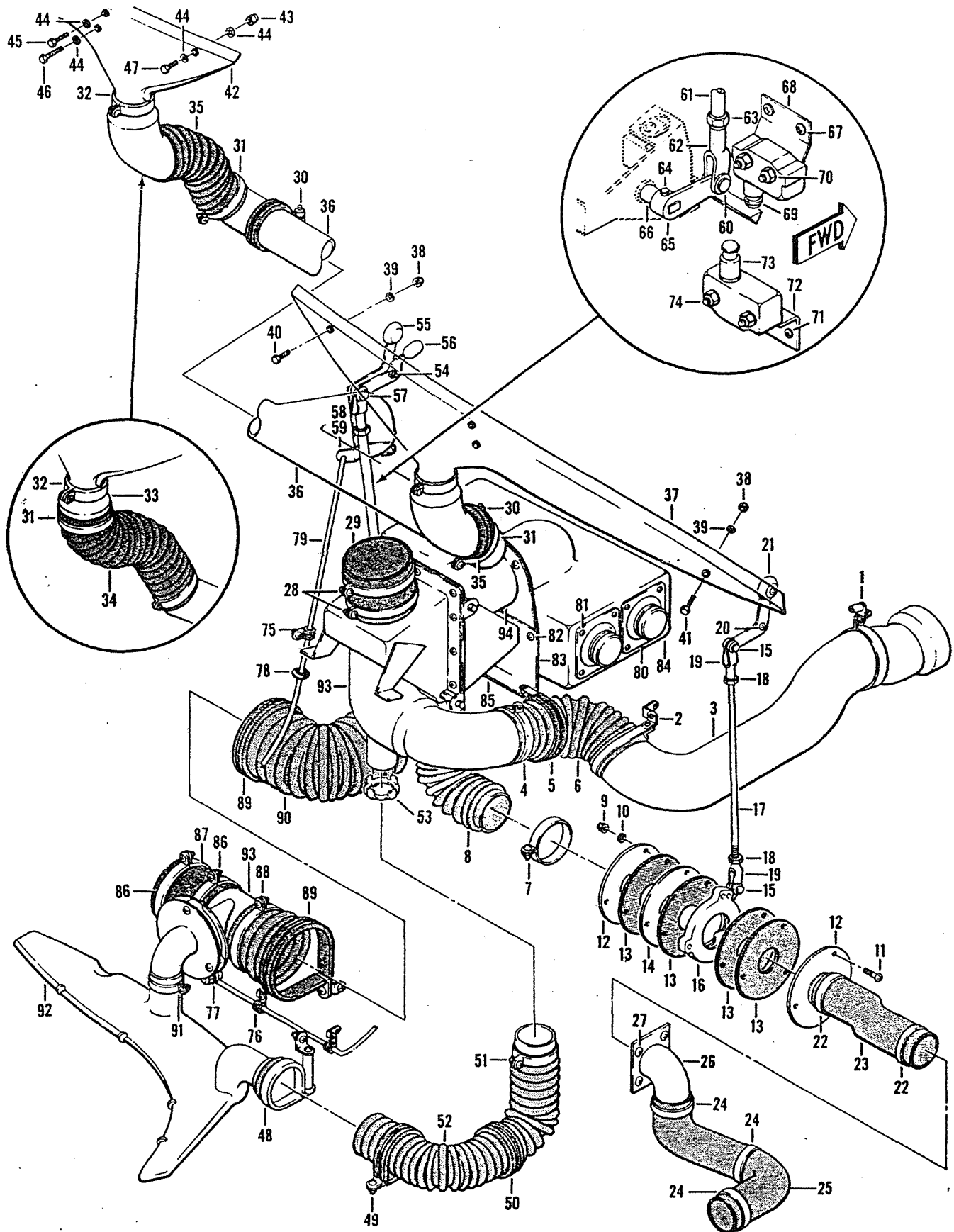


Figure 132. Hot Air Distribution Installation, Forward Section

(1) FIGURE & INDEX NUMBER	(2) PART NUMBER	(3) DESCRIPTION	(4) UNIT PER ASSY	(5) USABLE ON CODE
132 -	204-070-169-13	DISTRIBUTION INSTL, HOT AIR (SEE FIG. 128... FOR NHA) (SEE FIG. 128 AND 130 FOR BALANCE OF BREAKDOWN)	REF	A
	204-070-169-27	DISTRIBUTION INSTL, HOT AIR (SEE FIG. 128... FOR NHA) (SEE FIG. 128 AND 130 FOR BALANCE OF BREAKDOWN)	REF	B
	204-070-169-19	DISTRIBUTION INSTL, HOT AIR (SEE FIG. 128... FOR NHA) (SEE FIG. 128 AND 130 FOR BALANCE OF BREAKDOWN)	REF	C
- 1	AN743-12	.BRACKET.....	2	
	AN735D40	.CLAMP.....	1	
	NAS679A3	.NUT.....	3	
	AN960PD10L	.WASHER.....	3	
	MS35207-261	.SCREW.....	1	
	MS35207-265	.SCREW.....	1	
	MS35207-267	.SCREW.....	1	
	NAS43DD3-32	.SPACER.....	1	
- 2	AN743-13	.BRACKET.....	1	
	AN743-12	.BRACKET.....	1	
	AN735D40	.CLAMP.....	1	
	NAS679A3	.NUT.....	3	
	AN960PD10L	.WASHER.....	3	
	MS35207-267	.SCREW.....	1	
	MS35207-261	.SCREW.....	2	
	MS35207-263	.SCREW.....	1	
- 3	204-072-458-1	.DUCT.....	1	
- 4	NAS679A3	.NUT.....	1	
	AN960PD10L	.WASHER.....	1	
	MS35207-261	.SCREW.....	1	
	AN735D40	.CLAMP.....	1	
- 5	NAS679A3	.NUT.....	1	
	AN960PD10L	.WASHER.....	2	
	AN520-10R22	.SCREW.....	1	
	NAS43DD3-54	.SPACER.....	1	
	MS21919DG40	.CLAMP.....	1	
- 6	70-004A10F25Z3	.HOSE.....	1	D
- 7	NAS679A3	.NUT.....	2	
	AN960PD10L	.WASHER.....	2	
	MS35207-261	.SCREW.....	2	
	AN735D32	.CLAMP.....	2	
- 8	70-004A8F18Z3	.HOSE.....	1	E
	70-001B8F18Z3	.HOSE.....	1	C
- 9	NAS679A3	.NUT.....	3	
- 10	AN960PD10L	.WASHER.....	3	
- 11	MS35207-267	.SCREW.....	3	
- 12	204-072-422-1	.MOUNT, CONTROL.....	2	D
- 13	204-070-209-1	.GASKET.....	4	D
- 14	204-070-204-1	.ORIFICE.....	1	D
- 15	MS24665-151	.PIN.....	2	
	AN960PD10L	.WASHER.....	2	
	MS20392-2-11	.PIN.....	2	
- 16	204-070-309-3	.VALVE.....	1	D
	204-070-313-5	.ROD ASSY.....	1	D
- 17	204-070-313-7	.ROD.....	1	D
- 18	AN316-4	.NUT, CHECK.....	2	
- 19	AN486-4	.CLEVIS.....	2	
- 20	NAS679A3	.NUT.....	1	
	AN960PD10L	.WASHER.....	1	
	NAS43DD3-24	.SPACER.....	1	
	AN525-10R16	.SCREW.....	1	
	204-070-311-1	.HANDLE ASSY.....	1	D
- 21	MS26517-2	.KNOB.....	1	
- 22	NAS679A3	.NUT.....	2	
	AN960PD10L	.WASHER.....	2	
	MS35207-261	.SCREW.....	2	
	AN735-34	.CLAMP.....	2	
- 23	NAS521-16-29	.COUPLING.....	1	D
- 24	NAS679A3	.NUT.....	3	
	AN960PD10L	.WASHER.....	3	

(1) FIGURE & INDEX NUMBER	(2) PART NUMBER	(3) DESCRIPTION	(4) UNIT PER ASSY	(5) USABLE ON CODE
132 -	MS35207-261	.SCREW.....	3	
	AN735-34	.CLAMP.....	3	
- 25	70-004A8F27Y2	.HOSE.....	1	D
- 26	204-072-421-1	.ELBOW.....	1	D
- 27	NAS679A3	.NUT (AP).....	4	
	AN960PD10L	.WASHER (AP).....	4	
	MS35207-261	.SCREW (AP).....	4	
- 28	NAS679A3	.NUT.....	2	
	AN960PD10L	.WASHER.....	2	
	MS35207-261	.SCREW.....	2	
	AN735D48	.CLAMP.....	2	
- 29	NAS521-24-13	.COUPLING.....	1	D
- 30	NAS679A3	.NUT.....	2	
	AN960PD10L	.WASHER.....	2	
	NAS43003-40	.SPACER.....	2	
	MS35207-265	.SCREW.....	2	
	MS21919DG40	.CLAMP.....	2	
- 31	NAS679A3	.NUT (USBL ON 204-070-169-13 AND -27).....	4	
	NAS679A3	.NUT (USRL ON 204-070-169-19).....	2	
	AN960PD10L	.WASHER (USRL ON 204-070-169-13 AND -27).....	4	
	AN960PD10L	.WASHER (USRL ON 204-070-169-19).....	2	
	MS35207-261	.SCREW (USBL ON 204-070-169-13 AND -27).....	4	
	MS35207-261	.SCREW (USRL ON 204-070-169-19).....	2	
	AN735D40	.CLAMP (USRL ON 204-070-169-13 AND -27).....	4	
	AN735D40	.CLAMP (USBL ON 204-070-169-19).....	2	
- 32	NAS679A3	.NUT.....	2	
	AN960PD10L	.WASHER.....	2	
	MS35207-261	.SCREW.....	2	
	AN735D32	.CLAMP.....	2	
- 33	204-072-423-1	.REDUCER.....	2	E
- 34	70-004A10F23Z2	.HOSE.....	2	E
	204-072-746-1	.DUCT ASSY.....	2	F
- 35	70-001B10F12Z2	.HOSE.....	2	
- 36	204-072-432-1	.DUCT, Y.....	1	
	204-072-432-3	.DUCT, Y (ALT).....	1	
- 37	204-072-450-011	.NOZZLE ASSY.....	1	
- 38	NAS679A3	.NUT (AP).....	2	
- 39	AN960PD10L	.WASHER (AP).....	4	
- 40	AN3-13A	.BOLT (AP).....	1	
- 41	AN3-14A	.BOLT (AP).....	2	
- 42	204-072-450-2	.NOZZLE ASSY.....	1	
- 43	NAS679A3	.NUT (AP).....	2	
- 44	AN960PD10L	.WASHER (AP).....	4	
- 45	AN3-22A	.BOLT (AP).....	1	
- 46	AN3-26A	.BOLT (AP).....	1	
- 47	AN3-13A	.BOLT (AP).....	1	
- 48	AN735D24	.CLAMP.....	1	
	AN743-12	.BRACKET.....	1	
	NAS679A3	.NUT.....	2	
	AN960PD10L	.WASHER.....	2	
	MS35207-260	.SCREW.....	1	
	MS35207-261	.SCREW.....	1	
	NAS43003-140	.SPACER.....	1	
- 49	NAS679A3	.NUT.....	1	
	AN960PD10L	.WASHER.....	1	
	MS35207-263	.SCREW.....	1	
	MS21919DG24	.CLAMP.....	1	
- 50	MS21919DG24	.CLAMP.....	1	
	AN743-12	.BRACKET.....	1	
	NAS679A3	.NUT.....	2	
	AN960PD10L	.WASHER.....	2	
	MS35207-262	.SCREW.....	2	
- 51	NAS679A3	.NUT.....	1	
	AN960PD10L	.WASHER.....	1	
	MS35207-261	.SCREW.....	1	
	AN735D24	.CLAMP.....	1	
- 52	70-004A6F48Z3	.HOSE.....	1	E
	70-001B6F49Z2	.HOSE.....	1	C
- 53	204-070-273-1	.RESTRICTOR.....	1	

(1) FIGURE & INDEX NUMBER	(2) PART NUMBER	(3) DESCRIPTION	(4) UNIT PER ASSY	(5) USABLE ON CODE
132 - 54	MS24665-151	.PIN.....	1	
	AN320-3	.NUT.....	1	
	AN960PD516L	.WASHER.....	4	
	AN960PD516	.WASHER.....	1	
	AN960PD10	.WASHER.....	1	
	AN960PD10L	.WASHER.....	2	
	AN23-20	.BOLT.....	1	
	204-070-270-1	.LEVER ASSY.....	1	D
- 55	204-070-270-3	.ARM.....	1	D
	MS26517-2	.KNOB.....	1	D
	204-070-245-1	.LEVER ASSY.....	1	D
- 56	204-070-245-3	.ARM.....	1	D
	MS26517-2	.KNOB.....	1	D
	75B586-8	.BUSHING (WHEN EXHAUSTED USE 21-005B6-8)...	1	D
	21-005B6-8	.BUSHING (USE 75B586-8 UNTIL EXHAUSTED)....	1	
- 57	MS20392-2C11	.PIN.....	2	
	MS24665-151	.PIN.....	2	
	AN960PD10L	.WASHER.....	4	
	204-070-274-1	.LINK.....	1	D
- 58	MS24665-151	.PIN.....	1	
	AN320-3	.NUT.....	1	
	AN960PD10L	.WASHER.....	1	
	AN960PD10	.WASHER.....	1	
	AN23-19	.BOLT.....	1	
- 59	204-070-275-1	.BELLCRANK.....	1	D
- 60	MS24665-151	.PIN.....	2	
	AN960PD10L	.WASHER.....	2	
	MS20392-2C11	.PIN.....	2	
	204-070-244-1	.ROD ASSY.....	1	D
- 61	204-070-244-3	.ROD.....	1	D
- 62	AN486-4	.CLEVIS.....	2	D
- 63	AN150408	.NUT.....	2	
- 64	AN320-1	.NUT.....	1	
	AN21-14	.BOLT.....	1	
	MS24665-20	.PIN.....	1	
- 65	204-070-581-1	.ARM.....	1	D
- 66	NAS43-5-60	.SPACER.....	1	
	204-070-582-1	.BRACKET ASSY.....	1	D
- 67	AN525-10R8	.SCREW (AP).....	2	
	AN960PD10L	.WASHER (AP).....	2	
- 68	204-070-583-1	.BRACKET.....	1	D
- 69	2HBJ5	.SWITCH (39015).....	1	D
- 70	MS35206-234	.SCREW.....	2	
	AN960-6	.WASHER (AP).....	2	
	MS21042L06	.NUT (AP).....	2	
	204-070-584-1	.BRACKET ASSY.....	1	D
- 71	AN525-10R8	.SCREW (AP).....	2	
	AN960PD10L	.WASHER (AP).....	2	
- 72	204-070-585-1	.BRACKET.....	1	D
- 73	2HBJ5	.SWITCH (39015).....	1	D
- 74	MS35206-234	.SCREW (AP).....	2	
	AN960-6	.WASHER (AP).....	2	
	MS21042L06	.NUT (AP).....	2	
- 75	NAS679A3	.NUT.....	1	
	AN960PD10L	.WASHER.....	1	
	MS35207-261	.SCREW.....	1	
	MS21919DG3	.CLAMP.....	1	
- 76	NAS679A3	.NUT.....	4	
	AN960PD10L	.WASHER.....	4	
	MS35207-262	.SCREW.....	4	
	AN743-12	.BRACKET.....	2	
	MS21919DG3	.CLAMP.....	2	
- 77	MS24665-150	.PIN.....	2	
	AN960PD10L	.WASHER.....	2	
	3A665-1-16	.SWIVEL (78190).....	1	D
- 78	MS35489-4	.GROMMET.....	1	
- 79	204-070-276-1	.CONTROL ASSY.....	1	D
- 80	204-072-465-1	.VALVE ASSY.....	4	D
- 81	MS35207-263	.SCREW (AP).....	16	



1. The first part of the document is a list of names and addresses. The names are written in a cursive script, and the addresses are written in a more formal, printed style. The list is organized into two columns, with names on the left and addresses on the right. The names are: John Doe, Jane Smith, and Mary Johnson. The addresses are: 123 Main Street, New York, NY 10001; 456 Elm Street, New York, NY 10002; and 789 Oak Street, New York, NY 10003.

(1) FIGURE & INDEX NUMBER	(2) PART NUMBER	(3) DESCRIPTION	(4) UNIT PER ASSY	(5) USABLE ON CODE
132 -	AN960PD10L	.WASHER (AP).....	16	
- 82	MS21042L6	.NUT.....	4	
	AN960PD10L	.WASHER.....	4	
	MS35207-260	.SCREW.....	4	
- 83	204-070-221-1	.GASKET.....	1	D
- 84	204-072-428-1	.DUCT ASSY.....	1	D
- 85	204-070-230-1	.BRACKET.....	1	D
- 86	NAS679A3	.NUT.....	2	
	AN960PD10L	.WASHER.....	2	
	MS35207-261	.SCREW.....	2	
	AN735D48	.CLAMP.....	2	
- 87	NAS521-24-16	.COUPLING.....	1	D
- 88	NAS679A3	.NUT.....	2	
	AN960PD10L	.WASHER.....	2	
	MS35207-261	.SCREW.....	2	
	AN735D48	.CLAMP.....	2	
- 89	NAS679A3	.NUT.....	4	
	AN960PD10L	.WASHER.....	4	
	MS35207-263	.SCREW.....	4	
	AN743-12	.BRACKET.....	2	
	MS21919DG48	.CLAMP.....	2	
- 90	70-004A12F44Z3	.HOSE.....	1	D
- 91	NAS679A3	.NUT.....	1	
	AN960PD10L	.WASHER.....	1	
	MS35207-262	.SCREW.....	1	
	AN735D24	.CLAMP.....	1	
- 92	204-072-425-1	.NOZZLE ASSY.....	1	D
- 93	204-070-370-5	.DUCT ASSY.....	1	D
- 94	204-070-591-3	.VALVE ASSY, HEATING AIR BLEED (SEE FIG. 134 FOR DETAIL BREAKDOWN)	1	D
CODING EXPLANATION				
CODE SERIAL NUMBERS				
A 63-13141 THRU 63-13145				
B 63-13146 THRU 63-13165				
C 64-15476 THRU 66-1224				
D 63-13141 THRU 66-1224				
E 63-13141 THRU 63-13165				
F 64-15476 AND SUBSEQUENT				

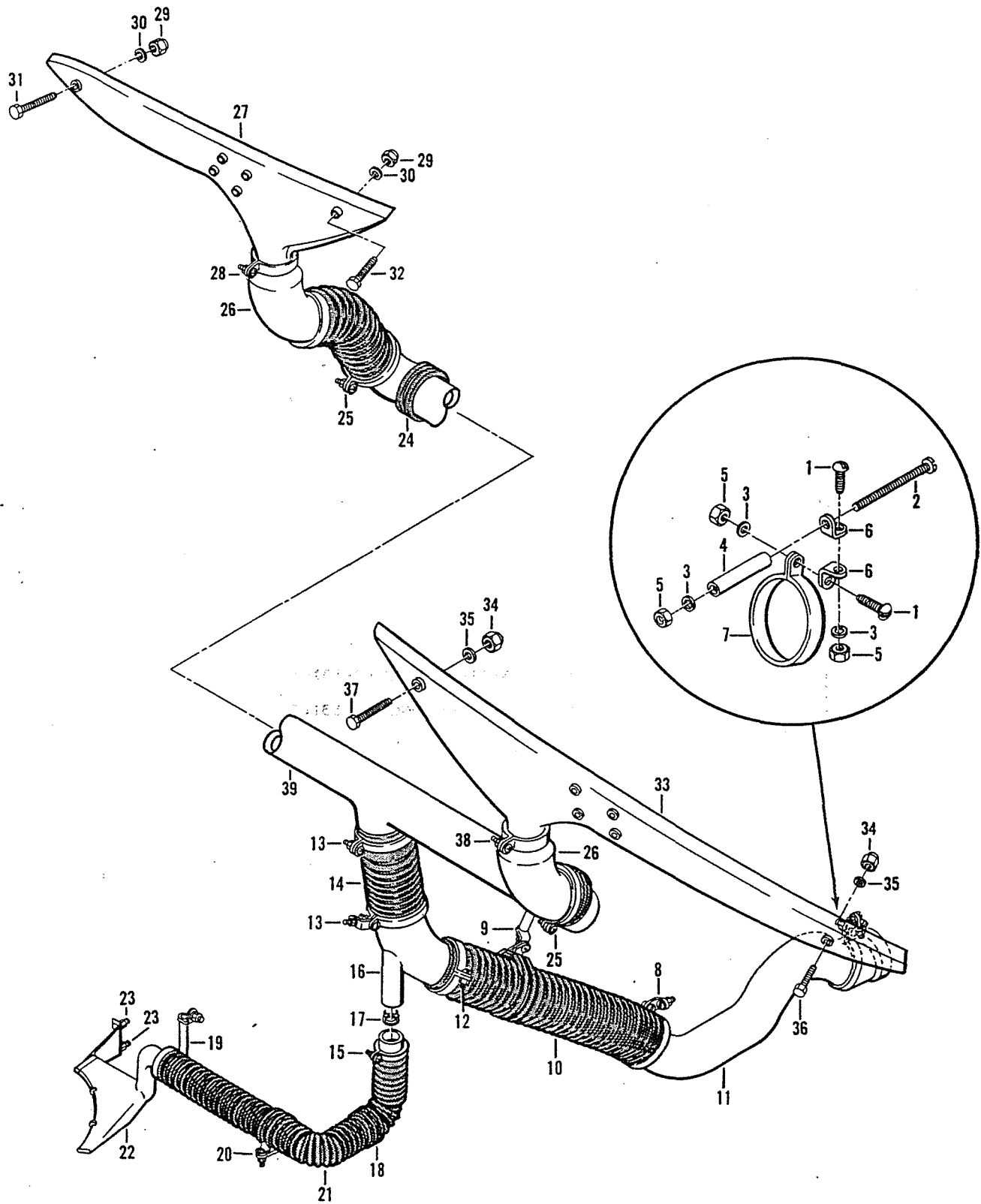


Figure 133. Hot Air Distribution Installation, Forward Section

(1) FIGURE & INDEX NUMBER	(2) PART NUMBER	(3) DESCRIPTION	(4) UNIT PER ASSY	(5) USABLE ON CODE
133 -	204-072-096-1	DISTRIBUTION INSTL, HOT AIR, FWD (SEE FIG... 129 FOR NHA) (SEE FIG. 129 FOR BALANCE OF BREAKDOWN)	REF	A
- 1	MS35207-261	.SCREW.....	2	
- 2	MS35207-267	.SCREW.....	1	
- 3	AN960PD10L	.WASHER.....	3	
- 4	NAS43DD3-32	.SPACER.....	1	
- 5	NAS679A3	.NUT.....	3	
- 6	AN743-12	.BRACKET.....	2	
- 7	AN735D40	.CLAMP.....	1	
- 8	AN743-12	.BRACKET.....	1	
	AN735D40	.CLAMP.....	1	
	MS35207-261	.SCREW.....	1	
	MS35207-263	.SCREW.....	1	
	AN960PD10L	.WASHER.....	2	
	NAS679A3	.NUT.....	2	
- 9	AN743-12	.BRACKET.....	1	
	MS35207-263	.SCREW.....	2	
	AN960PD10L	.WASHER.....	2	
	NAS43DD3-16	.SPACER.....	1	
	NAS679A3	.NUT.....	2	
	MS21919DG43	.CLAMP.....	1	
- 10	70-001B10F27Z3	.HOSE ASSY.....	1	A
- 11	204-072-458-1	.DUCT.....	1	
- 12	MS35207-261	.SCREW.....	1	
	AN960PD10L	.WASHER.....	1	
	NAS679A3	.NUT.....	1	
	AN735D43	.CLAMP.....	1	
- 13	AN743-12	.BRACKET.....	1	
	AN735D48	.CLAMP.....	2	
	MS35207-261	.SCREW.....	3	
	AN960PD10L	.WASHER.....	3	
	NAS679A3	.NUT.....	3	
- 14	NAS521-24-29	.COUPLING.....	1	A
- 15	MS35207-261	.SCREW.....	1	
	AN960PD10L	.WASHER.....	1	
	NAS679A3	.NUT.....	1	
	AN735D24	.CLAMP.....	1	
- 16	204-070-093-1	.ELBOW ASSY.....	1	A
- 17	204-070-273-1	.RESTRICTOR.....	1	
- 18	AN743-12	.BRACKET.....	1	
	MS21919DG24	.CLAMP.....	1	
	MS35207-262	.SCREW.....	2	
	AN960PD10L	.WASHER.....	2	
	NAS679A3	.NUT.....	2	
- 19	AN743-12	.BRACKET.....	1	
	AN735D24	.CLAMP.....	1	
	MS35207-261	.SCREW.....	1	
	MS35207-269	.SCREW.....	1	
	AN960PD10L	.WASHER.....	2	
	NAS43DD3-140	.SPACER.....	1	
	NAS679A3	.NUT.....	2	
- 20	MS35207-263	.SCREW.....	1	
	AN960PD10L	.WASHER.....	1	
	NAS679A3	.NUT.....	1	
	MS21919DG24	.CLAMP.....	1	
- 21	70-001B6F4RZ3	.HOSE.....	1	A
- 22	204-070-449-1	.NOZZLE ASSY, DEFROST.....	1	A
- 23	MS35207-260	.SCREW (AP).....	2	
	AN960PD10L	.WASHER (AP).....	2	
	NAS679A3	.NUT (AP).....	2	
- 24	MS35207-265	.SCREW.....	2	
	AN960PD10L	.WASHER.....	2	
	NAS43DD3-20	.SPACER.....	2	
	NAS679A3	.NUT.....	2	
	MS21919DG40	.CLAMP.....	2	
- 25	MS35207-261	.SCREW.....	2	
	AN960PD10L	.WASHER.....	2	
	NAS679A3	.NUT.....	2	

(1) FIGURE & INDEX NUMBER	(2) PART NUMBER	(3) DESCRIPTION	(4) UNIT PER ASSY	(5) USABLE ON CODE
133 - - 26 - 27 - 28 - 29 - 30 - 31 - 32 - 33 - 34 - 35 - 36 - 37 - 38 - 39	AN735D40 204-072-746-3 204-072-450-2 MS35207-261 AN960PD10L NAS679A3 AN735D32 NAS679A3 AN960PD10L AN3-14A AN3-13A 204-072-450-11 NAS679A3 AN960PD10L AN3-14A AN3-13A MS35207-261 AN960PD10L NAS679A3 AN735D32 204-072-432-1 204-072-432-3	.CLAMP..... .DUCT ASSY..... .NOZZLE ASSY..... .SCREW (AP)..... .WASHER (AP)..... .NUT (AP)..... .CLAMP (AP)..... .NUT (AP)..... .WASHER (AP)..... .BOLT (AP)..... .BOLT (AP)..... .NOZZLE ASSY..... .NUT (AP)..... .WASHER (AP)..... .BOLT (AP)..... .BOLT (AP)..... .SCREW (AP)..... .WASHER (AP)..... .NUT (AP)..... .CLAMP..... .DUCT, Y..... .DUCT, Y (ALT).....	2 2 1 1 1 1 1 2 2 1 1 1 2 2 1 1 1 1 1 1 1 1 1	
		CODING EXPLANATION CODE SERIAL NUMBERS A 66-1225 AND SUBSEQUENT		

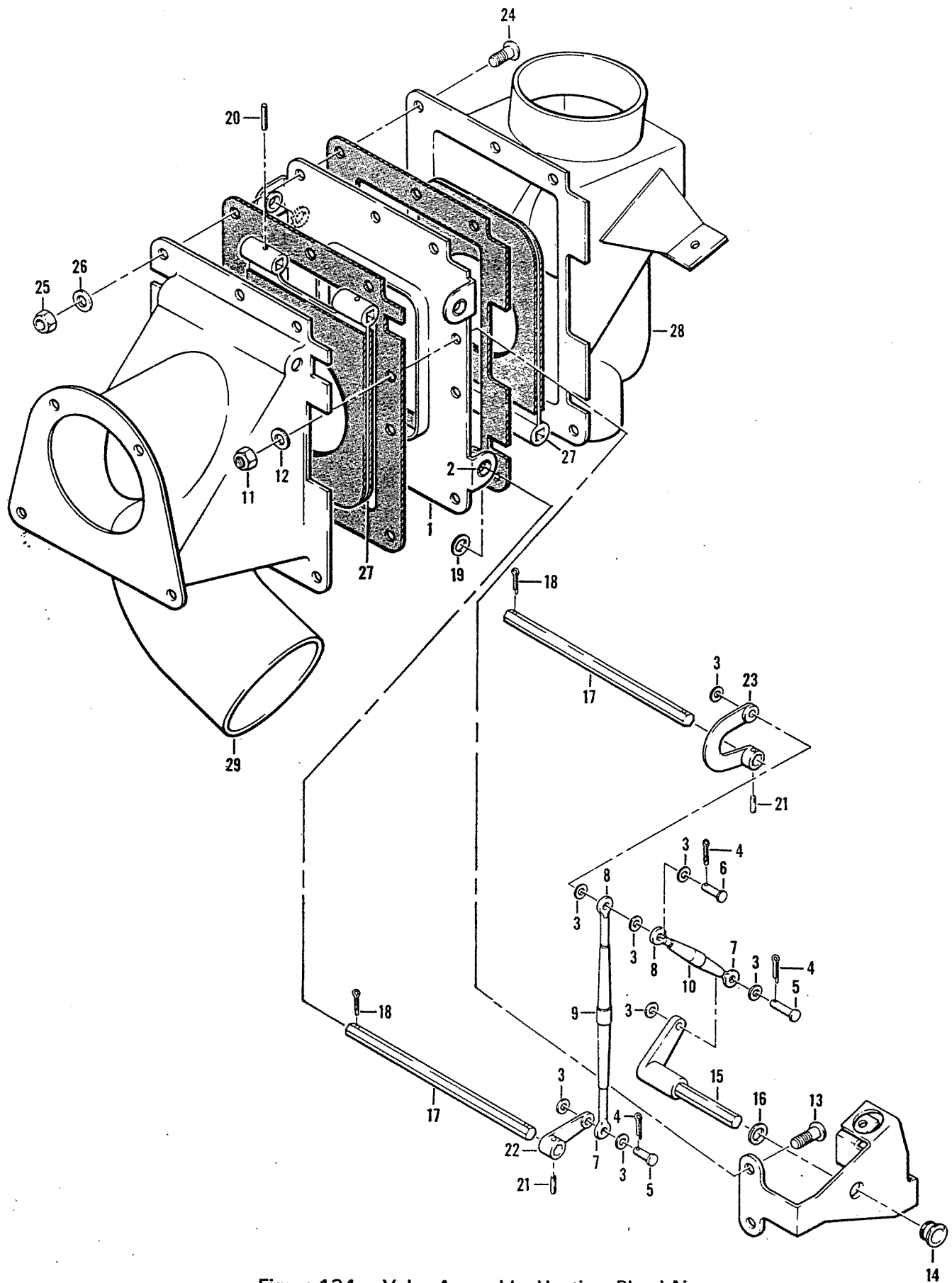


Figure 134. Valve Assembly, Heating, Bleed Air

(1) FIGURE & INDEX NUMBER	(2) PART NUMBER	(3) DESCRIPTION	(4) UNIT PER ASSY	(5) USABLE ON CODE
134 -	204-070-591-3	VALVE ASSY, HEATING AIR BLEED (SEE FIG. 132. FOR NHA)	REF	A
- 1	204-072-435-1	.SUPPORT ASSY.....	1	A
- 2	85B6-16-10-16	..BUSHING (WHEN EXHAUSTED USE..... 22-006-16-10-16)	4	
	22-006-16-10-16	..BUSHING (USE 85B6-16-10-16 UNTIL..... EXHAUSTED)	4	
- 3	AN960PD10L	.WASHER.....	8	
- 4	MS24665-151	.PIN.....	3	
- 5	MS20392-2C11	.PIN.....	2	
- 6	MS20392-2C15	.PIN.....	1	
- 7	AN165H8RS	.EYE.....	2	
- 8	AN165H8LS	.EYE.....	2	
- 9	AN155F8L	.BARREL.....	1	
- 10	AN155F8S	.BARREL.....	1	
	204-072-433-1	.SUPPORT.....	1	A
- 11	NAS679A3	.NUT (AP).....	2	
- 12	AN960PD10L	.WASHER, FLAT (AP).....	2	
- 13	MS35207-262	.SCREW (AP).....	2	
- 14	5L2FF	..NYLINER (96881).....	1	A
- 15	204-070-589-1	.SHAFT ASSY.....	1	A
- 16	AN960PD516L	.WASHER.....	1	
- 17	204-070-240-1	.SHAFT.....	2	
- 18	MS24665-151	.PIN.....	2	
- 19	AN960PD516L	.WASHER.....	2	
- 20	MS16562-6	.PIN.....	4	
- 21	MS16562-33	.PIN.....	2	
- 22	204-070-234-1	.ARM.....	1	A
- 23	204-070-075-1	.ARM.....	1	A
- 24	MS35207-263	.SCREW.....	10	
- 25	NAS679A3	.NUT.....	10	
- 26	AN960PD10L	.WASHER.....	10	
- 27	204-072-434-1	.FLAPPER ASSY.....	2	A
- 28	204-070-493-1	.VALVE HALF ASSY.....	1	A
- 29	204-070-494-1	.VALVE HALF ASSY.....	1	A
		CODING EXPLANATION		
		CODE SERIAL NUMBERS		
		A 63-13141 THRU 66-1224		



(1) FIGURE & INDEX NUMBER	(2) PART NUMBER	(3) DESCRIPTION	(4) UNIT PER ASSY	(5) USABLE ON CODE
135 -	204-200-021-1	SECTION ASSY, HELICOPTER FWD (SEE FIG. 58,... 60, 62, 64, 66, 67, 75, 78, 79, 80, 81, 83, 88, 97, 105, 106, 109, 117, 127, 128, 152 AND 183 FOR BALANCE OF BREAKDOWN)	REF	A
	204-200-021-5	SECTION ASSY, HELICOPTER FWD (SEE FIG. 58,... 60, 62, 64, 66, 67, 75, 78, 79, 80, 81, 83, 88, 97, 105, 106, 109, 117, 127, 128, 152 AND 183 FOR BALANCE OF BREAKDOWN)	REF	B
	204-200-021-7	SECTION ASSY, HELICOPTER FWD (SEE FIG. 58,... 60, 62, 64, 66, 67, 75, 78, 79, 80, 81, 83, 88, 97, 105, 106, 109, 117, 127, 128, 152 AND 183 FOR BALANCE OF BREAKDOWN)	REF	C
	204-200-021-3	SECTION ASSY, HELICOPTER FWD (SEE FIG. 58,... 60, 62, 64, 66, 67, 75, 78, 79, 80, 81, 83, 88, 97, 105, 106, 109, 117, 127, 128, 152 AND 183 FOR BALANCE OF BREAKDOWN)	REF	D
	204-200-021-11	SECTION ASSY, HELICOPTER FWD (SEE FIG. 58,... 60, 62, 64, 66, 67, 75, 77, 78, 79, 80, 81, 83, 88, 97, 105, 106, 109, 117, 127, 128, 152 AND 183 FOR BALANCE OF BREAKDOWN)	REF	E
	204-200-021-13	SECTION ASSY, HELICOPTER FWD (SEE FIG. 58,... 60, 62, 64, 66, 67, 75, 77, 78, 79, 80, 81, 83, 88, 97, 105, 106, 109, 117, 127, 128, 152 AND 183 FOR BALANCE OF BREAKDOWN)	REF	F
	204-200-021-15	SECTION ASSY, HELICOPTER FWD (SEE FIG. 58,... 60, 62, 64, 66, 67, 75, 77, 78, 79, 80, 81, 83, 88, 97, 105, 106, 109, 117, 127, 128 152 AND 183 FOR BALANCE OF BREAKDOWN)	REF	G
	204-200-021-17	SECTION ASSY, HELICOPTER FWD (SEE FIG. 58,... 60, 62, 64, 66, 67, 75, 77, 78, 79, 80, 81, 83, 88, 97, 105, 106, 109, 117, 127, 128, 152 AND 183 FOR BALANCE OF BREAKDOWN)	REF	H
	204-075-054-1	.COMMUNICATION INSTL, FWD SECTION (SEE FIGS. 137, 140, 141 AND 145 FOR BALANCE OF BREAKDOWN)	1	A
	204-075-064-1	.COMMUNICATION INSTL, FWD SECTION (SEE FIGS. 138, 141 AND 146 FOR BALANCE OF BREAKDOWN)	1	J
	204-075-064-3	.COMMUNICATION INSTL, FWD SECTION (SEE FIGS. 138, 141 AND 146 FOR BALANCE OF BREAKDOWN)	1	K
	204-075-064-5	.COMMUNICATION INSTL, FWD SECTION (SEE FIGS. 138, 141 AND 146 FOR BALANCE OF BREAKDOWN)	1	L
- 1	204-075-369-75	..DECAL, C-1611A/AIC CONTROL PANEL.....	1	
- 2	204-075-339-5	..DECAL, HOT MIKE SWITCH.....	1	
- 3	MS24693-28	..SCREW.....	2	
- 4	AN3022-6	..SWITCH.....	1	
- 5	204-075-340-17	..SUPPORT ASSY.....	1	
- 6	MS35207-260	..SCREW (AP).....	4	
- 7	AN960PD10L	..WASHER (AP).....	4	
- 8	AN227-8R	..STUD.....	2	
- 9	C1611A-AIC	..PANEL, SIGNAL DISTRIBUTION(GFE) (80058)....	1	
- 10	204-075-997-5	..CABLE ASSY.....	1	M
- 11	204-075-997-13	..CABLE ASSY.....	1	L
- 12	NAS679A3	..NUT (AP).....	4	
- 13	AN960PD10L	..WASHER (AP).....	5	
- 14	MS35207-263	..SCREW (AP).....	4	
- 15	AN743-12	..BRACKET (AP).....	1	
- 16	MS21919DG4	..CLAMP (AP).....	3	
- 17	MS35489-6	..GROMMET (AP).....	3	
- 18	NAS679A3	..NUT (USBL ON 204-075-064-5) (AP).....	2	
	AN960PD10L	..WASHER (USBL ON 204-075-064-5) (AP).....	2	
	MS35207-263	..SCREW (USBL ON 204-075-064-5) (AP).....	2	
	AN743-12	..BRACKET (USBL ON 204-075-064-5) (AP).....	1	
	MS21919WDG5	..CLAMP (USBL ON 204-075-064-5) (AP).....	1	
- 19	MS21042L04	..NUT (USBL ON 204-075-064-5) (AP).....	4	
	AN960PD4L	..WASHER (USBL ON 204-075-064-5) (AP).....	4	
	MS35207-217	..SCREW (USBL ON 204-075-064-5) (AP).....	4	
- 20	MS21042L04	..NUT.....	2	
- 21	AN960PD4L	..WASHER.....	2	
- 22	MS35206-214	..SCREW.....	2	

Section II
Group Assembly Parts List

T.O. 1H-1(U)F-4

(1) FIGURE & INDEX NUMBER	(2) PART NUMBER	(3) DESCRIPTION	(4) UNIT PER ASSY	(5) USABLE ON CODE
135 - 23	206-075-063-1	...BRACKET ASSY.....	1	
- 24	5S5-5	...STUD (71286).....	2	
- 25	5S3-1	...WASHER (71286).....	2	
- 26	DCJ-S19678-3	...SHELL, JUNCTION (71468).....	1	
- 27	DC37S	...CONNECTOR (71468).....	1	
- 28	MS3120F10-6S	...CONNECTOR (USBL ON 204-075-997-13).....	1	
	MS25036-2	...TERMINAL.....	6	
	MS25036-2	...TERMINAL (USBL ON 204-075-997-5).....	6	
	MS25036-49	...TERMINAL.....	1	
- 29	204-060-956-1	...STRAP ASSY.....	1	
- 30	MS35207-263	...SCREW (AP).....	1	
- 31	AN960PD10L	...WASHER (AP).....	1	
- 32	AN227-228M8	...STUD (AP).....	1	
- 33	AN227-15BS	...FASTENER.....	1	
	AN227-16B	...PLATE.....	1	
- 34	MS20230820	...GROMMET.....	1	
- 35	H157/AIC	...HEADSET (80058).....	1	
- 36	204-075-455-11	...CABLE ASSY.....	1	M
- 37	204-075-455-13	...CABLE ASSY.....	1	N
- 38	NAS679A3	..NUT (USBL ON 204-075-054-1 AND.....	10	
		204-075-064-1 AND -3) (AP)		
	AN960PD10L	..WASHER (USBL ON 204-075-054-1 AND.....	10	
		204-075-064-1 AND -3) (AP)		
	MS35207-263	..SCREW (USBL ON 204-075-054-1 AND.....	10	
		204-075-064-1 AND -3) (AP)		
	AN743-12	..BRACKET (USBL ON 204-075-054-1 AND.....	5	
		204-075-064-1 AND -3) (AP)		
- 39	MS21919WDG5	..CLAMP (USBL ON 204-075-064-1 AND -3) (AP).....	6	
- 40	NAS679A3	..NUT (USBL ON 204-075-064-5) (AP).....	2	
	AN960PD10L	..WASHER (USBL ON 204-075-064-5) (AP).....	2	
	MS35207-263	..SCREW (USBL ON 204-075-064-5) (AP).....	2	
	AN743-12	..BRACKET (USBL ON 204-075-064-5) (AP).....	1	
	MS21919WDG5	..CLAMP (USBL ON 204-075-064-5) (AP).....	1	
- 41	NAS679A3	..NUT (USBL ON 204-075-064-5) (AP).....	1	
	AN960PD10L	..WASHER (USBL ON 204-075-064-5) (AP).....	1	
	MS35207-263	..SCREW (USBL ON 204-075-064-5) (AP).....	1	
	MS21919WDG5	..CLAMP (USBL ON 204-075-064-5) (AP).....	1	
- 42	MS3126F10-6P	...CONNECTOR (USBL ON 204-075-455-13).....	1	
	M792313-2	...SPLICE, CONNECTOR.....	5	N
	MS21919-F9	...CLAMP, LOOP.....	1	N
- 43	U94A-U	...PLUG, CONNECTOR (80058) (MILP-9222).....	2	
	MS25036-2	...TERMINAL (USBL ON 204-075-455-11).....	2	
	MS25036-45	...TERMINAL (USBL ON 204-075-455-11).....	2	
- 44	MS18029-2S6	..COVER ASSY (USBL ON 204-075-054-1 AND.....	1	
		204-075-064-1 AND -3)		
- 45	MS21042L06	..NUT (USBL ON 204-075-054-1 AND.....	6	
		204-075-064-1 AND -3)		
- 46	AN961-6	..WASHER (USBL ON 204-075-054-1 AND.....	6	
		204-075-064-1 AND -3)		
- 47	MS35206-214	..SCREW (USBL ON 204-075-054-1 AND.....	2	
		204-075-064-1 AND -3)		
- 48	MS25227-1	..STRIP (USBL ON 204-075-054-1 AND.....	2	
		204-075-064-1 AND -3)		
	130-001-1-33	..TAPE, IDENT (USBL ON 204-075-054-1 AND.....	1	
		204-075-064-1 AND -3)		
	130-001-2-6	..TAPE, IDENT (USBL ON 204-075-054-1 AND.....	1	
		204-075-064-1 AND -3)		
- 49	MS27212-1-6	..BOARD, TERMINAL (USBL ON 204-075-054-1 AND.....	1	
		204-075-064-1 AND -3)		
- 50	204-075-464-5	..CABLE ASSY.....	2	
- 51	NAS679A3	..NUT (AP).....	7	
- 52	AN960PD10L	..WASHER (AP).....	7	
- 53	MS35207-263	..SCREW (AP).....	7	
- 54	MS21919DG3	..CLAMP (AP).....	2	
- 55	MS21919WDG6	..CLAMP (AP).....	2	
- 56	MS21919WDG5	..CLAMP (AP).....	1	
- 57	70-005-1	..HOOK (AP).....	2	
- 58	20-032-1	..BRACKET (AP).....	2	
- 59	U92A-U	...JACK, TELEPHONE (78947).....	1	

(1) FIGURE & INDEX NUMBER	(2) PART NUMBER	(3) DESCRIPTION	(4) UNIT PER ASSY	(5) USABLE ON CODE
135 -	MS25036-2	...TERMINAL.....	1	
	MS25036-45	...TERMINAL.....	4	
- 60	MS18029-2S5	...COVER ASSY.....	2	
- 61	MS21042L06	...NUT.....	10	
- 62	AN961-6	...WASHER.....	10	
- 63	MS21042L04	...NUT.....	4	
- 64	AN960PD4L	...WASHER.....	4	
- 65	MS35206-214	...SCREW.....	4	
- 66	MS25227-1	...STRIP.....	4	
	130-001-1-22	...TAPE, IDENT.....	1	
	130-001-1-23	...TAPE, IDENT.....	1	
	130-001-2-5	...TAPE, IDENT.....	2	
- 67	MS27212-1-5	...BOARD, TERMINAL.....	2	
		CODING EXPLANATION		
		CODE SERIAL NUMBERS		
		A 63-13141 THRU 63-13142		
		B 63-13143 THRU 63-13145		
		C 63-13146 THRU 63-13165		
		D 64-15476 THRU 65-7924		
		E 65-7925 THRU 65-7938		
		F 65-7939 THRU 65-7942		
		G 65-7943 THRU 66-1222		
		H 66-1223 THRU 66-1224		
		J 63-13143 THRU 63-13165		
		K 64-15476 THRU 64-15501		
		L 65-7911 THRU 66-1224		
		M 63-13141 THRU 64-15501		
		N 65-7911 AND SUBSEQUENT		

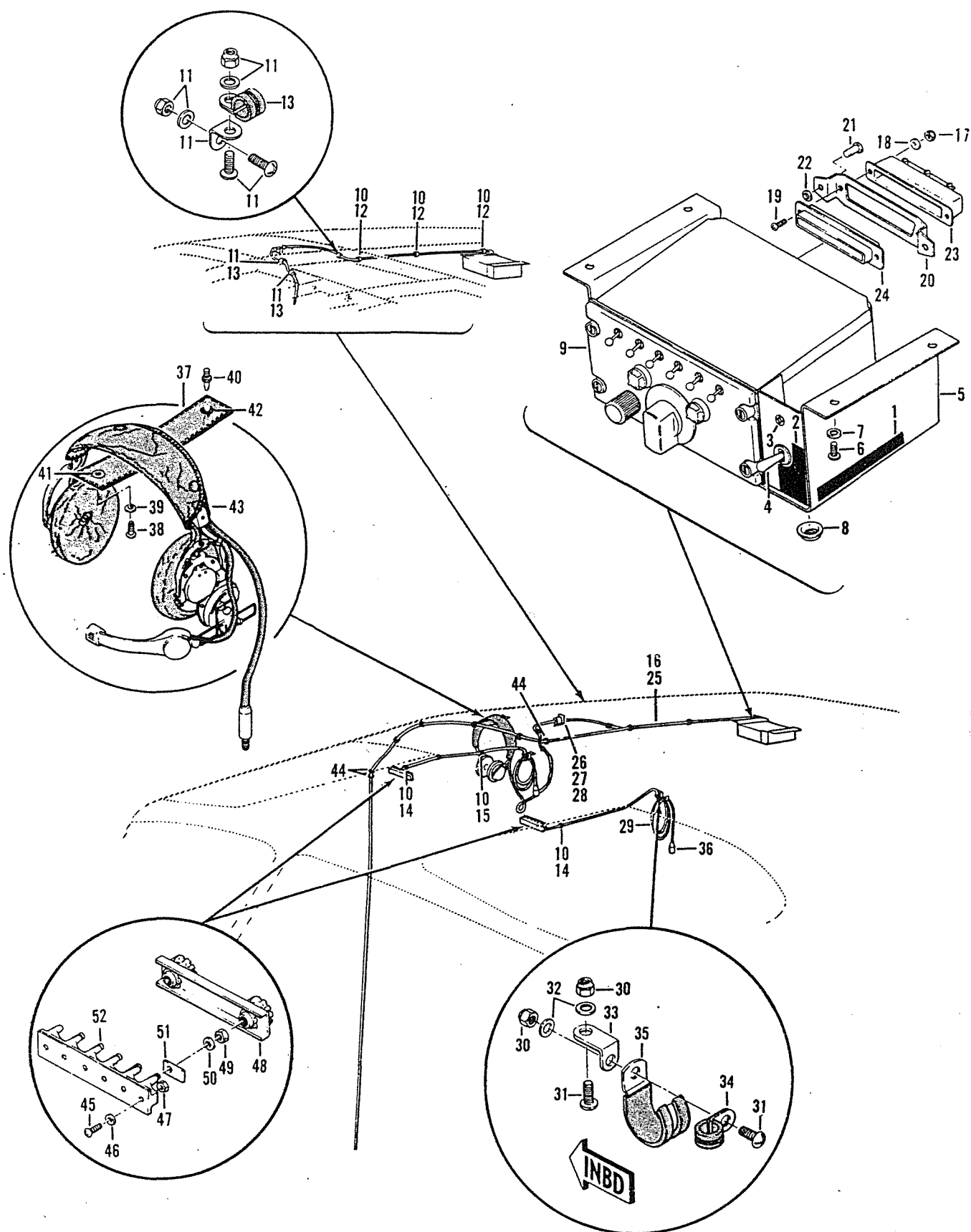


Figure 136. Communications Installation, Forward Section

(1) FIGURE & INDEX NUMBER	(2) PART NUMBER	(3) DESCRIPTION	(4) UNIT PER ASSY	(5) USABLE ON CODE
136 -	204-200-021-19	SECTION ASSY, HELICOPTER FWD (SEE FIG. 58,... 60, 62, 64, 65, 66, 67, 75, 77, 78, 79, 80, 81, 83, 88, 97, 105, 106, 109, 117, 127, 128, 129, 152, 155, 183 AND 214 FOR BALANCE OF BREAKDOWN)	REF	A
	204-075-086-1	.COMMUNICATIONS INSTL, FWD SECTION (SEE..... FIGS. 139, 141 AND 147 FOR BALANCE OF BREAKDOWN)	1	
- 1	204-075-369-75	..DECAL, C-1611A/AIC CONTROL PANEL.....	1	
- 2	204-075-339-5	..DECAL, HOT MIKE SWITCH.....	1	
- 3	MS24693-28	..SCREW.....	2	
- 4	AN3022-6	..SWITCH.....	1	
- 5	204-075-340-17	..SUPPORT ASSY.....	1	
- 6	MS35207-260	..SCREW (AP).....	4	
- 7	AN960PD10L	..WASHER (AP).....	4	
- 8	AN227-88	..STUD.....	2	
- 9	C1611A-AIC	..PANEL, CONTROL INTERCOM (80058) (AERNO..... 81-2366) (GFE)	1	
- 10	NAS679A3	..NUT.....	6	
	AN960PD10L	..WASHER.....	6	
	MS35207-263	..SCREW.....	6	
- 11	AN743-12	..BRACKET.....	3	
	NAS679A3	..NUT.....	6	
	AN960PD10L	..WASHER.....	6	
	MS35207-263	..SCREW.....	6	
- 12	MS21919DG4	..CLAMP.....	3	
- 13	MS21919DG3	..CLAMP.....	3	
- 14	MS21919WDG6	..CLAMP.....	2	
- 15	MS21919WDG5	..CLAMP.....	1	
- 16	204-075-997-19	..CABLE ASSY.....	1	A
- 17	MS21042L04	..NUT.....	2	
- 18	AN960PD4L	..WASHER.....	2	
- 19	MS35206-214	..SCREW.....	2	
- 20	206-075-063-1	..BRACKET ASSY.....	1	
- 21	5S5-5	..STUD (71286).....	2	
- 22	5S3-1	..WASHER (71286).....	2	
- 23	DCJS19678-3	..SHELL, JUNCTION (71468).....	1	
- 24	DC37S	..CONNECTOR (71468).....	1	
- 25	MS3120F10-6S	..CONNECTOR.....	1	
	MS25036-2	..TERMINAL.....	6	
	MS25036-49	..TERMINAL.....	1	
- 26	204-075-455-13	..CABLE ASSY.....	1	
	M792313-2	..SPLICE, CONNECTOR.....	5	
	MS21919-F9	..CLAMP, LOOP.....	1	
- 27	MS3126F10-6P	..CONNECTOR.....	1	
- 28	U94AU	..PLUG, CONNECTOR (80058) (MILP 9222).....	2	
- 29	204-075-464-5	..CABLE ASSY.....	2	
- 30	NAS679A3	..NUT (AP).....	4	
- 31	MS35207-263	..SCREW (AP).....	4	
- 32	AN960PD10L	..WASHER (AP).....	4	
- 33	20-032-1	..BRACKET (AP).....	2	
- 34	MS21919DG3	..CLAMP (AP).....	2	
- 35	70-005-1	..HOOK (AP).....	2	
- 36	U92AU	..JACK, TELEPHONE (78947).....	1	
	MS25036-2	..TERMINAL.....	1	
	MS25036-45	..TERMINAL.....	4	
- 37	204-060-956-1	..STRAP ASSY.....	1	
- 38	MS35207-263	..SCREW (AP).....	1	
- 39	AN960PD10L	..WASHER (AP).....	1	
- 40	AN227-22BM8	..STUD (AP).....	1	
- 41	AN227-15RS	..FASTENER.....	1	
	AN227-16B	..PLATE.....	1	
- 42	MS20230B20	..GROMMET.....	1	
- 43	H157A1C	..HEADSET (GFE) (80058).....	1	
- 44	MS35489-6	..GROMMET.....	3	
- 45	MS35206-214	..SCREW.....	4	
- 46	AN960PD4L	..WASHER.....	4	
- 47	MS21042L04	..NUT.....	4	
- 48	MS18029-2S5	..COVER ASSY.....	2	



2-437

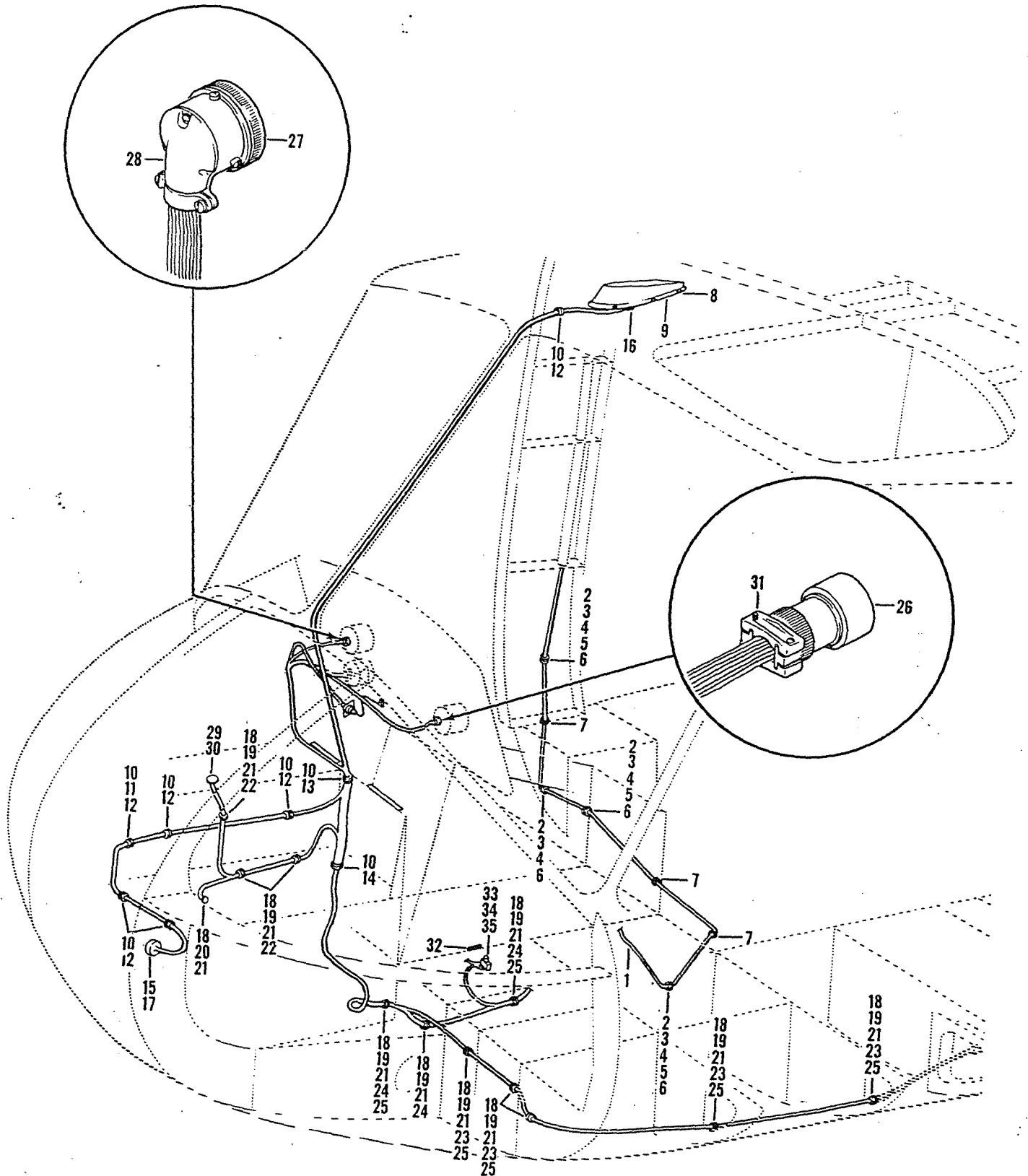


Figure 137. Communications Installation, Forward Section

(1) FIGURE & INDEX NUMBER	(2) PART NUMBER	(3) DESCRIPTION	(4) UNIT PER ASSY	(5) USABLE ON CODE
137 -	204-075-054-1	COMMUNICATION INSTL, FWD SECTION (SEE FIG... 135 FOR NHA) (SEE FIGS. 135, 140, 141 AND 145 FOR BALANCE OF BREAKDOWN)	REF	A
- 1	204-075-996-5	.CABLE ASSY.....	1	
- 2	NAS679A3	.NUT (AP).....	7	
- 3	AN960PD10L	.WASHER (AP).....	7	
- 4	MS35207-263	.SCREW (AP).....	7	
- 5	AN743-12	.BRACKET (AP).....	3	
- 6	MS21919DG4	.CLAMP (AP).....	4	
- 7	MS35489-6	.GROMMET (AP).....	3	
	MS25036-2	.TERMINAL.....	11	
- 8	NAS679A3	.NUT.....	6	
	AN960D10L	.WASHER.....	6	
	AN520-10R18	.SCREW.....	6	
	AT1108ARC	.ANTENNA (GFE) (80058).....	1	
	204-075-978-3	.CABLE ASSY.....	1	A
- 10	NAS679A3	.NUT (AP).....	9	
	AN960PD10L	.WASHER (AP).....	9	
	MS35207-263	.SCREW (AP).....	9	
- 11	AN743-12	.BRACKET (AP).....	1	
- 12	MS21919DG3	.CLAMP (AP).....	6	
- 13	MS21919WDG14	.CLAMP (AP).....	1	
- 14	MS21919WDG8	.CLAMP (AP).....	1	
- 15	UG201AU	.ADAPTER (AP).....	1	
- 16	31-2354	.CONNECTOR (02660) (WHEN EXHAUSTED USE..... KA59-83)	1	
	KA59-83	.CONNECTOR (19212) (USE 31-2354 UNTIL..... EXHAUSTED)	1	
- 17	KC59-125	.CONNECTOR (19212).....	1	
	204-075-483-1	.CABLE ASSY.....	1	A
- 18	NAS679A3	.NUT (AP).....	18	
- 19	AN960PD10L	.WASHER (AP).....	17	
- 20	AN960D10L	.WASHER (AP).....	2	
- 21	MS35207-263	.SCREW (AP).....	18	
- 22	MS21919WDG5	.CLAMP (AP).....	3	
- 23	MS21919WDG8	.CLAMP (AP).....	4	
- 24	MS21919WDG10	.CLAMP (AP).....	3	
- 25	AN743-12	.BRACKET (AP).....	7	
	MS25036-2	.TERMINAL.....	12	
	MS25036-3	.TERMINAL.....	5	
	MS25036-49	.TERMINAL.....	2	
- 26	MS3106A22-145	.PLUG.....	1	
- 27	1406-55SQ	.PLUG (95238).....	1	
- 28	1406H90	.HOOD (95238).....	1	
- 29	BRTL420PHSPTD	.SOCKET (91662).....	1	
	05-0423-02	.SOCKET (91662) (ALT).....	1	
- 30	YE1620	.PIN, ADAPTER (09922).....	14	
- 31	MS3057-12A	.ADAPTER.....	1	
- 32	204-075-369-9	.DECAL, MS25039-1 RADIO + ICS FOOT SWITCH...	2	
- 33	MS35206-227	.SCREW (AP USE WITH MS25039-1).....	4	
	MS35206-327	.SCREW (AP USE WITH M8805-55-001).....	4	
- 34	AN936A6	.WASHER.....	4	
- 35	MS25039-1	.SWITCH (REPLACED BY M8805-55-001).....	2	
	M8805-55-001	.SWITCH (REPLACES MS25039-1).....	2	
		CODING EXPLANATION		
		CODE SERIAL NUMBERS		
		A 63-13141 THRU 63-13142		

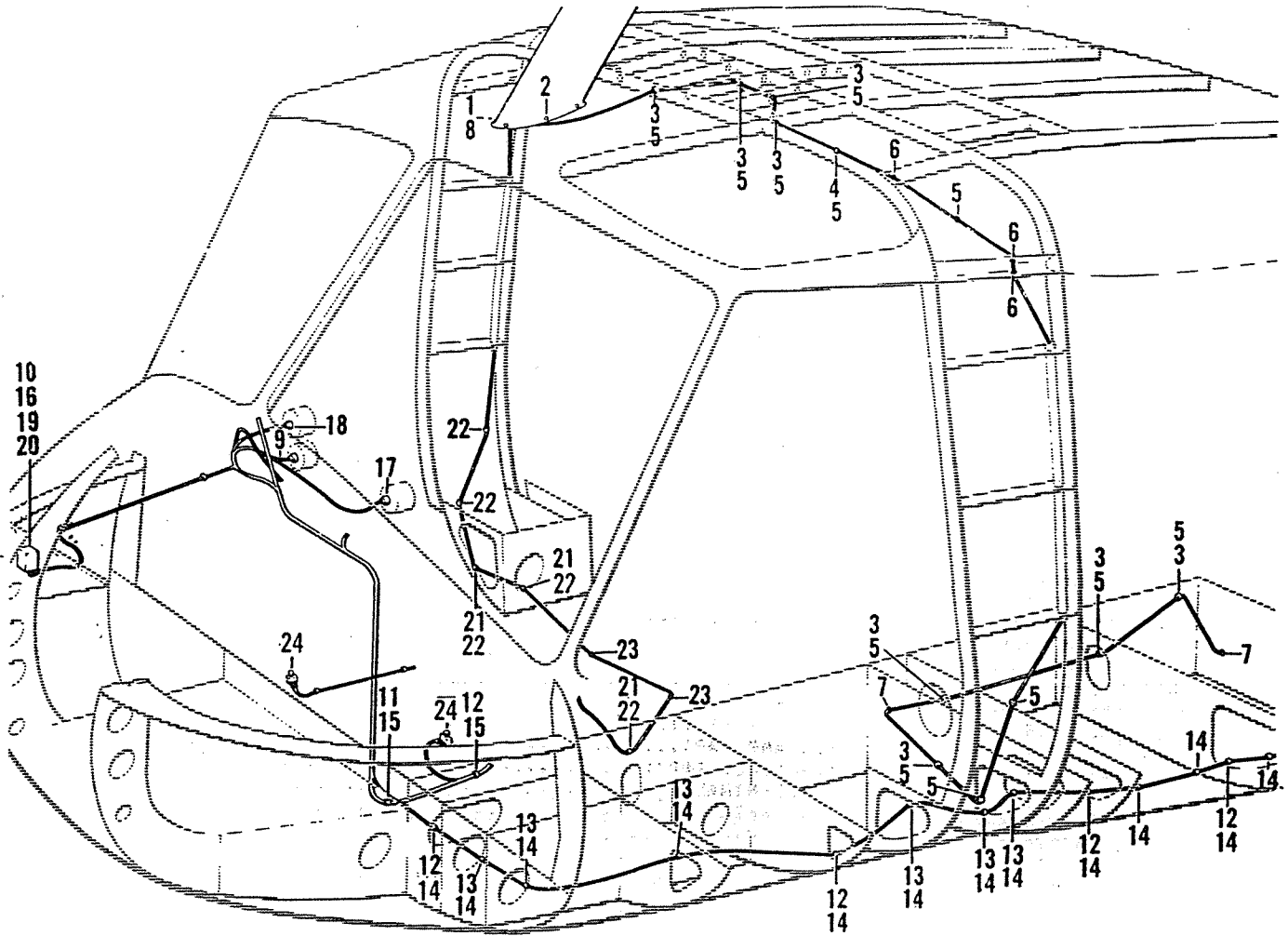


Figure 138. Communications Installation, Forward Section

(1) FIGURE & INDEX NUMBER	(2) PART NUMBER	(3) DESCRIPTION	(4) UNIT PER ASSY	(5) USABLE ON CODE
138 -	204-075-064-1	COMMUNICATION INSTL, FWD SECTION (SEE FIG... 135 FOR NHA) (SEE FIGS. 135, 141 AND 146 FOR BALANCE OF BREAKDOWN)	REF	A
	204-075-064-3	COMMUNICATION INSTL, FWD SECTION (SEE FIG... 135 FOR NHA) (SEE FIGS. 135, 141 AND 146 FOR BALANCE OF BREAKDOWN)	REF	B
	204-075-064-5	COMMUNICATION INSTL, FWD SECTION (SEE FIG... 135 FOR NHA) (SEE FIGS. 135, 141 AND 146 FOR BALANCE OF BREAKDOWN)	REF	C
- 1	AT1108ARC	..ANTENNA (GFE) (80058).....	1	
- 2	NAS679A3	..NUT (AP).....	6	
	AN960PD10L	..WASHER (AP).....	6	
	AN520-10R18	..SCREW (AP).....	6	
	204-175-457-1	..CABLE ASSY.....	1	D
- 3	NAS679A3	..NUT (AP).....	16	
	AN960PD10L	..WASHER (AP).....	16	
	MS35207-263	..SCREW (AP).....	16	
	AN743-12	..BRACKET (AP).....	8	
- 4	NAS679A3	..NUT (AP).....	1	
	AN960PD10L	..WASHER (AP).....	1	
	MS35207-263	..SCREW (AP).....	1	
- 5	MS21919DG3	..CLAMP (AP).....	12	
- 6	MS35489-13	..GROMMET (AP).....	3	
- 7	MS35489-8	..GROMMET (AP).....	2	
- 8	31-2354	..CONNECTOR (02660) (WHEN EXHAUSTED USE..... KA59-83)	1	
	KA59-83	..CONNECTOR (19212) (USE 31-2354 UNTIL..... EXHAUSTED)	1	
- 9	204-175-456-5	..CABLE ASSY.....	1	D
	204-075-515-3	..EQUIPMENT INSTL, NOSE.....	1	D
- 10	MS35649-262	..NUT.....	3	
	MS35333-37	..WASHER.....	3	
	AM3209/ASN	..SERVO AMPLIFIER (GFE).....	1	
	204-075-369-109	..DECAL.....	1	
	204-075-483-3	..CABLE ASSY.....	1	D
- 11	NAS679A3	..NUT (AP).....	1	
	AN960PD10L	..WASHER (AP).....	1	
	MS35207-263	..SCREW (AP).....	1	
- 12	NAS679A3	..NUT (AP).....	10	
	AN960PD10L	..WASHER (AP).....	10	
	MS35207-263	..SCREW (AP).....	10	
	AN743-12	..BRACKET (AP).....	5	
- 13	NAS679A3	..NUT (AP).....	12	
	AN960PD10L	..WASHER (AP).....	12	
	MS35207-263	..SCREW (AP).....	12	
	20-032-1	..BRACKET (AP).....	6	
- 14	MS21919WDG13	..CLAMP (AP).....	13	
- 15	MS21919WDG10	..CLAMP (AP).....	2	
- 16	MS21042L04	..NUT (USE WITH 05-0423-02 SOCKET) (AP).....	2	
	AN960PD10L	..WASHER (USE WITH 05-0423-02 SOCKET) (AP)...	2	
	MS35265-14	..SCREW (USE WITH 05-0423-02 SOCKET) (AP)...	2	
	NAS43901-7	..SPACER (USE WITH 05-0423-02 SOCKET) (AP)...	2	
	MS25036-2	..TERMINAL.....	12	
	MS25036-3	..TERMINAL.....	5	
	MS25036-49	..TERMINAL.....	2	
- 17	MS3106A22-14S	..PLUG.....	1	
	MS3057-12A	..ADAPTER.....	1	
- 18	1406-55SQ	..PLUG (95238).....	1	
	1406H90	..HOOD (95238).....	1	
- 19	BRTL420PHSPTD	..SOCKET (91662).....	1	D
	05-0423-02	..SOCKET (91662) (ALT).....	1	
- 20	NAS679A3	..NUT.....	4	
	AN960PD10L	..WASHER.....	4	
	MS35207-263	..SCREW.....	4	
	AN743-12	..BRACKET.....	2	
- 21	NAS679A3	..NUT.....	3	
	AN960PD10L	..WASHER.....	3	
	MS35207-263	..SCREW.....	3	
- 22	MS21919DG4	..CLAMP.....	5	



1. The first part of the document
2. The second part of the document
3. The third part of the document
4. The fourth part of the document
5. The fifth part of the document

1. The first part of the document
2. The second part of the document
3. The third part of the document
4. The fourth part of the document
5. The fifth part of the document

(1) FIGURE & INDEX NUMBER	(2) PART NUMBER	(3) DESCRIPTION	(4) UNIT PER ASSY	(5) USABLE ON CODE
138 - 23 - 24	MS35489-6 MS25039-1 M8805-55-001 MS35206-227 MS35206-327 AN936A6	.GROMMET..... .SWITCH (REPLACED BY M8805-55-001)..... .SWITCH (REPLACES MS25039-11)..... .SCREW (USE WITH MS25039-1) (AP)..... .SCREW (USE WITH M8805-55-001) (AP)..... .WASHER (AP)..... CODING EXPLANATION CODE SERIAL NUMBERS A 63-13143 THRU 63-13165 B 64-1547 THRU 64-15501 C 65-7911 THRU 66-1224 D 63-13143 THRU 66-1224	2 2 2 4 4 4	

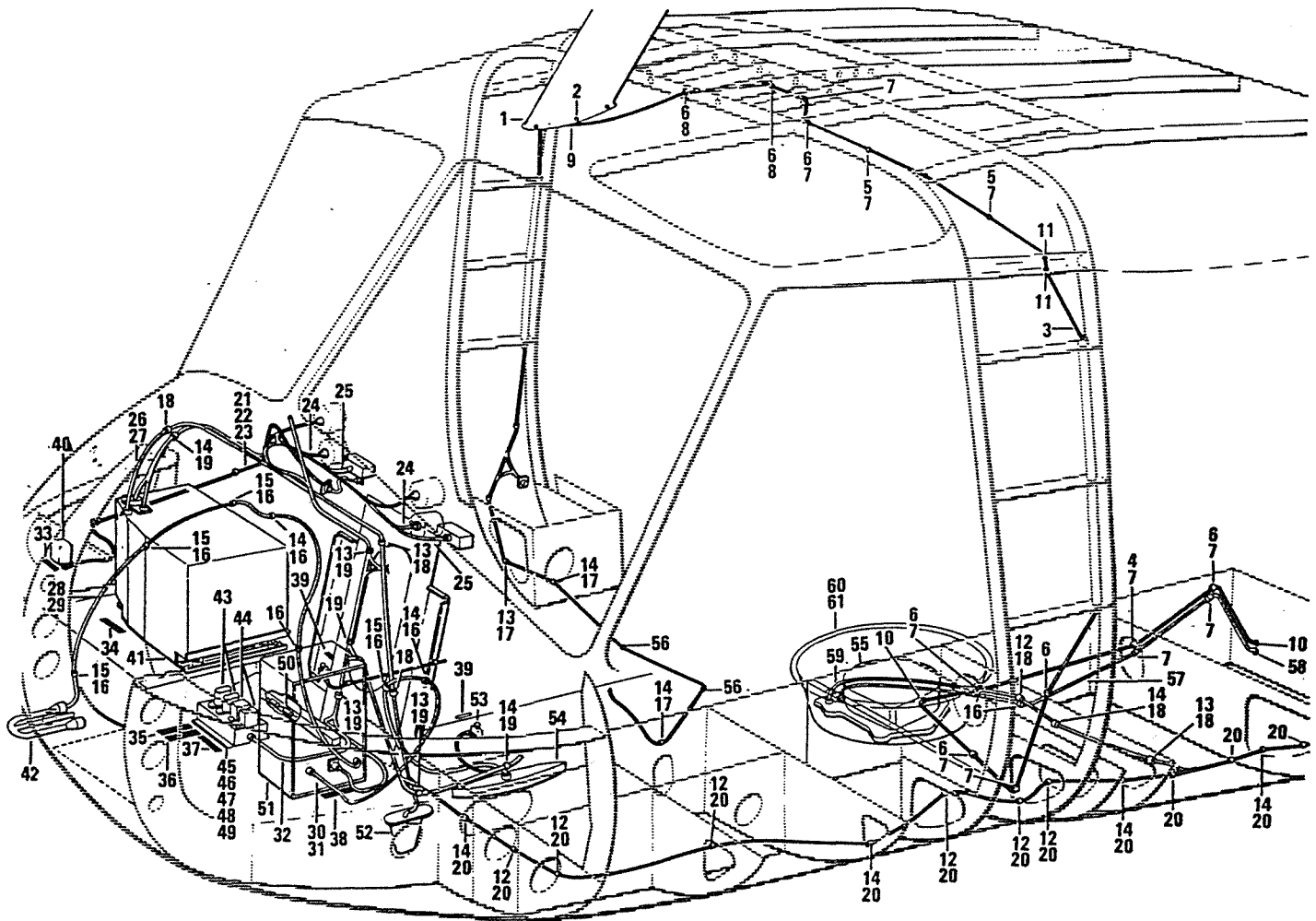


Figure 139. Communications Installation, Forward Section

(1) FIGURE & INDEX NUMBER	(2) PART NUMBER	(3) DESCRIPTION	(4) UNIT PER ASSY	(5) USABLE ON CODE
139 -	204-075-086-1	COMMUNICATIONS INSTL, FWD (SEE FIG. 136 FOR NHA) (SEE FIG. 136, 141, 147 AND 148 FOR BALANCE OF BREAKDOWN)	REF	A
- 1	AT1108ARC	.ANTENNA (80058) (AERNO 81-0688) (GFE).....	1	
- 2	AN520-10R18	.SCREW (AP).....	6	
	AN960D10L	.WASHER (AP).....	6	
	NAS679A3	.NUT (AP).....	6	
- 3	204-075-978-19	.CABLE ASSY.....	1	A
- 4	NAS679A3	.NUT (AP).....	2	
	AN960PD10L	.WASHER (AP).....	2	
	MS35207-263	.SCREW (AP).....	2	
	20-032-1	.BRACKET (AP).....	1	
- 5	NAS679A3	.NUT (AP).....	2	
	AN960PD10L	.WASHER (AP).....	2	
	MS35207-263	.SCREW (AP).....	2	
- 6	NAS679A3	.NUT (AP).....	12	
	AN960PD10L	.WASHER (AP).....	12	
	MS35207-263	.SCREW (AP).....	12	
	AN743-12	.BRACKET (AP).....	6	
- 7	MS21919DG3	.CLAMP (AP).....	11	
- 8	MS21919WDG6	.CLAMP (AP).....	2	
- 9	31-2354	.CONNECTOR (02660).....	1	
- 10	MS35489-8	.GROMMET.....	2	
- 11	MS35489-13	.GROMMET.....	3	
- 12	MS35207-263	.SCREW.....	14	
	AN960PD10L	.WASHER.....	14	
	NAS679A3	.NUT.....	14	
	20-032-1	.BRACKET.....	7	
- 13	MS35207-263	.SCREW.....	6	
	AN960PD10L	.WASHER.....	6	
	NAS679A3	.NUT.....	6	
- 14	MS35207-263	.SCREW.....	22	
	AN960PD10L	.WASHER.....	22	
	NAS679A3	.NUT.....	22	
	AN743-12	.BRACKET.....	11	
- 15	MS35207-267	.SCREW.....	4	
	AN960PD10L	.WASHER.....	4	
	NAS679A3	.NUT.....	4	
- 16	MS21919DG3	.CLAMP.....	8	
- 17	MS21919DG4	.CLAMP.....	3	
- 18	MS21919WDG6	.CLAMP.....	6	
- 19	MS21919WDG10	.CLAMP.....	6	
- 20	MS21919WDG13	.CLAMP.....	13	
- 21	MS3106R22-14S	.PLUG.....	1	
- 22	05-0423-02	.CONNECTOR (91662).....	1	
	YE1620	.PIN, ADAPTER (09922).....	12	
- 23	1406-55SQ	.PLUG (95238).....	1	
	1406H90	.HOOD (95238).....	1	
	MS25181-1	.SPLICE.....	12	
	MS25181-2	.SPLICE.....	1	
	MS25036-2	.TERMINAL.....	10	
	MS25036-3	.TERMINAL.....	6	
	MS25036-49	.TERMINAL.....	3	
	85T4-10-1	.TUBE, INSUL.....	53	
- 24	204-175-478-3	.CABLE ASSY.....	1	A
	MS3106R28-12S	.CONNECTOR.....	2	
	MS25036-2	.TERMINAL.....	16	
	MS25036-3	.TERMINAL.....	6	
	RC16W3	.CONTACT (09922).....	7	A
	RC18W8	.CONTACT (09922).....	8	A
	85T4-14-1	.TUBE, INSUL.....	45	
	204-175-473-5	.CABLE ASSY.....	1	A
	204-175-473-7	.CABLE ASSY.....	1	A
- 25	PB06E14-19S	.CONNECTOR (77820).....	1	A
	MS25036-3	.TERMINAL.....	2	
	204-075-978-17	.CABLE ASSY.....	1	A
- 26	82-856	.CONNECTOR (06813).....	2	A
- 27	KS89-08	.ADAPTER (19212).....	2	A
	130-005-9-2	.TUBE, INSUL.....	2	

Section II
Group Assembly Parts List

T.O. 1H-1(U)F-4

(1) FIGURE & INDEX NUMBER	(2) PART NUMBER	(3) DESCRIPTION	(4) UNIT PER ASSY	(5) USABLE ON CODE
139 -	204-075-978-13	.CABLE ASSY.....	1	A
- 28	UG536A/U	..CONNECTOR (19212).....	1	A
- 29	KC59-125	..CONNECTOR (19212).....	1	A
	130-005-7-2	..TUBE,INSUL.....	2	
	204-075-978-15	.CABLE ASSY.....	1	A
- 30	KD59-76	..CONNECTOR (19212).....	1	A
- 31	KC59-125	..CONNECTOR (19212).....	1	A
	130-005-7-2	..TUBE,INSUL.....	2	
- 32	204-175-475-1	.CABLE ASSY.....	1	A
	MS25036-2	..TERMINAL.....	3	
- 33	204-075-369-233	..DECAL.....	1	A
- 34	204-075-369-231	..DECAL.....	1	A
- 35	204-075-369-221	..DECAL.....	1	A
- 36	204-075-369-223	..DECAL.....	1	A
- 37	204-075-369-225	..DECAL.....	1	A
- 38	204-075-369-229	..DECAL.....	1	A
- 39	204-075-369-9	..DECAL.....	2	A
- 40	1783867-1	.SERVO AMPLIFIER (56232).....	1	B
	AM3209ASN	.SERVO AMPLIFIER (GFE) (80058).....	1	A
	MS35649-262	.NUT (AP).....	3	
	MS35333-37	.WASHER (AP).....	3	
- 41	MT4681/A	.MOUNT (13499) (VENDOR P/N 622-1782-001)....	1	A
	RT1159/A	.TRANSCIVER (13499) (VENDOR P/N.....	1	A
		622-0507-001)		
	MX9577/A	.TRANSCIVER ADAPTER (13499) (VENDOR P/N....	1	
		622-1678-002)		
	MS35207-264	.SCREW (AP).....	8	
	AN960PD10L	.WASHER (AP).....	8	
- 42	205-075-357-1	.PLATE, ANT BACKUP.....	1	A
	AT983ARN	.ANTENNA, GLIDE SLOPE (GFE).....	1	A
	MS35206-245	.SCREW (AP).....	6	
	AN960PD8L	.WASHER (AP).....	6	
- 43	MS25321D2	.RELAY.....	2	A
- 44	MS25329D1	.RELAY.....	2	A
- 45	204-075-595-1	.BRACKET ASSY, RELAY.....	1	A
- 46	MS35206-246	.SCREW (AP).....	6	
	AN960PD8L	.WASHER (AP).....	6	
- 47	MS35489-175	.GROMMET.....	1	
- 48	MS25322-4	..SOCKET (09922).....	2	A
- 49	MS25330-1	..SOCKET (09922).....	2	A
	204-075-532-5	.RESISTOR ASSY.....	2	A
- 50	RC20GF102J	.RESISTOR.....	1	
	MS25036-2	..TERMINAL.....	2	
	95T4-7-4	..TUBE,INSUL.....	1	
- 51	R844ARN58	.RECEIVER (GFE).....	1	A
	MS35206-247	.SCREW (AP).....	4	
	AN960PD8L	.WASHER (AP).....	4	
- 52	AT741A	.ANTENNA, IFF (GFE).....	1	A
	MS24693-28	.SCREW (AP).....	6	
	AN960PD6L	.WASHER (AP).....	6	
	MS21042L06	.NUT (AP).....	6	
- 53	MS25039-1	.SWITCH (REPLACED BY M8805-55-001).....	2	
	M8805-55-001	.SWITCH (REPLACES MS25039-1).....	2	
	MS35206-227	.SCREW (USE WITH MS25093-1) (AP).....	4	
	MS35206-327	.SCREW (USE WITH M8805-55-001) (AP).....	4	
	AN936A6	.WASHER (AP).....	4	
- 54	522-0854-003	.ANTENNA (13499).....	1	A
	MS35333-39	.WASHER.....	8	
- 55	KG99-02	.ADAPTER (19212).....	1	A
	AS909ARA48	.ANTENNA (GFE) (80058).....	1	A
	AN4-6A	.BOLT (AP).....	6	
	AN960PD416L	.WASHER (AP).....	6	
- 56	MS35489-6	.GROMMET.....	1	
	204-075-978-23	.CABLE ASSY.....	1	A
- 57	KG59-12	..CONNECTOR (19212).....	1	A
	130-005-7-2	..TUBE,INSUL.....	1	
- 58	MS35489-5	.GROMMET.....	1	
	204-175-473-3	.CABLE ASSY.....	1	A
- 59	MS3126E16-26S	..CONNECTOR.....	1	

(1) FIGURE & INDEX NUMBER	(2) PART NUMBER	(3) DESCRIPTION	(4) UNIT PER ASSY	(5) USABLE ON CODE
139 - - 60 - 61	KC59-127 MS25036-2 MS25036-3 MS25036-49 204-031-157-1 NAS679A3 AN960PD10L MS35207-263	..CONNECTOR (96918)..... ..TERMINAL..... ..TERMINAL..... ..TERMINAL..... ..TERMINAL..... .PAN, ANTENNA..... .NUT (AP)..... .WASHER (AP)..... .SCREW (AP)..... CODING EXPLANATION CODE SERIAL NUMBERS A 66-1225 AND SUBSEQUENT B 65-7962 ONLY	1 7 4 4 1 6 14 14	A

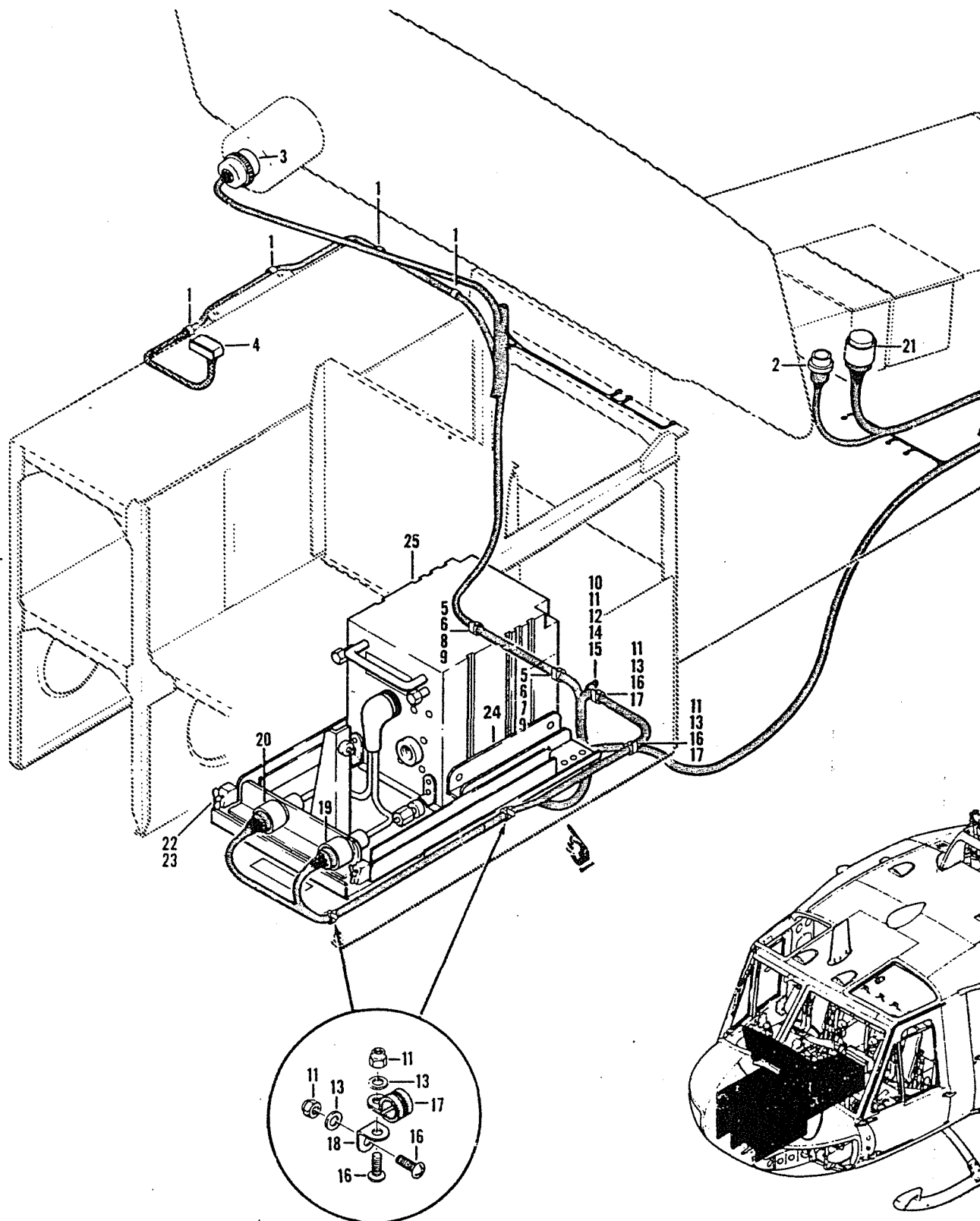
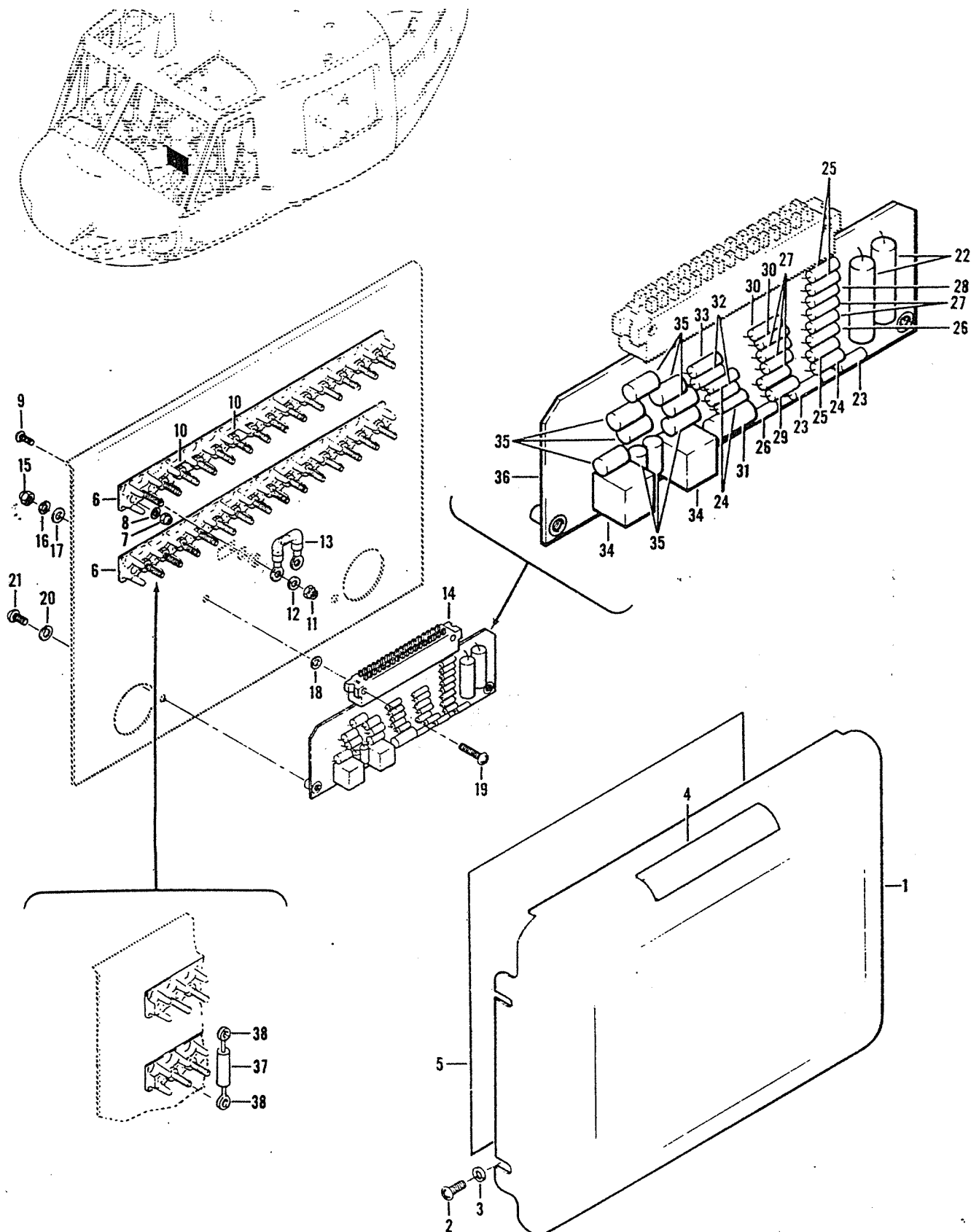


Figure 140. Communications Installation, Nose (TH Model)

(1) FIGURE & INDEX NUMBER	(2) PART NUMBER	(3) DESCRIPTION	(4) UNIT PER ASSY	(5) USABLE ON CODE
140 -	204-075-054-1	COMMUNICATION INSTL, FWD SECTION NOSE..... SECTION (SEE FIGS. 135,137,141,145 FOR BALANCE OF BREAKDOWN) (SEE FIG. 135 FOR NHA)	REF	A
- 1	204-075-999-7	.CABLE ASSY.....	1	A
	NAS679A3	.NUT (AP).....	4	
	AN960PD10L	.WASHER (AP).....	4	
	MS35207-263	.SCREW (AP).....	4	
	MS21919WOG8	.CLAMP (AP).....	4	
	MS25036-2	.TERMINAL.....	6	
	MS25036-3	.TERMINAL.....	2	
	MS25036-49	.TERMINAL.....	1	
- 2	14050	.CONNECTOR (00781).....	1	
- 3	14320	.CONNECTOR (00781).....	1	A
- 4	22366	.CONNECTOR (00781).....	1	A
	204-075-979-1	.CABLE ASSY.....	1	A
- 5	NAS679A3	.NUT (AP).....	2	
- 6	AN960PD10L	.WASHER (AP).....	2	
- 7	MS35207-263	.SCREW (AP).....	1	
- 8	MS35207-265	.SCREW (AP).....	1	
- 9	MS21919WOG8	.CLAMP (AP).....	2	
- 10	MS20341-10	.NUT (AP).....	1	
- 11	NAS679A3	.NUT (AP).....	7	
- 12	AN936810	.WASHER (AP).....	1	
- 13	AN960PD10L	.WASHER (AP).....	6	
- 14	AN960D10L	.WASHER (AP).....	4	
- 15	MS35207-266	.SCREW (AP).....	1	
- 16	MS35207-263	.SCREW (AP).....	6	
- 17	MS21919WOG8	.CLAMP (AP).....	4	
- 18	AN743-12	.BRACKET (AP).....	2	
- 19	MS3116E16-26S	.CONNECTOR (WHEN EXHAUSTED USE..... MS3126E16-26S)	1	
	MS3126E16-26S	.CONNECTOR (USE MS3116E16-26S UNTIL..... EXHAUSTED)	1	
- 20	MS3116E16-26SW	.CONNECTOR (WHEN EXHAUSTED USE..... MS3126E16-26SW)	1	A
	MS3126E16-26SW	.CONNECTOR (USE MS3116E16-26SW UNTIL..... EXHAUSTED)	1	A
- 21	MS3116E18-32S	.CONNECTOR (WHEN EXHAUSTED USE..... MS3126E18-32S)	1	
	MS3126E18-32S	.CONNECTOR (USE MS3116E18-32S UNTIL..... EXHAUSTED)	1	
	MS25036-2	.TERMINAL.....	6	
	MS25036-3	.TERMINAL.....	2	
	MS25036-49	.TERMINAL.....	2	
	204-075-507-1	EQUIPMENT INSTL, COMMUNICATION.....	1	A
- 22	MS35206-245	.SCREW.....	4	
- 23	MS35207-263	.SCREW.....	4	
- 24	MT-4708/ARC 164(v)	.MOUNT (GFE).....	1	
- 25	RT-1145/ARC 164(v)	.TRANSMITTER (GFE).....	1	
CODING EXPLANATION				
CODE SERIAL NUMBERS				
A 63-13141 THRU 63-13142				
B 63-13141 THRU 66-1224				

Section II
Group Assembly Parts List

T.O. 1H-1(U)F-4



(1) FIGURE & INDEX NUMBER	(2) PART NUMBER	(3) DESCRIPTION	(4) UNIT PER ASSY	(5) USABLE ON CODE
141 -	204-075-054-1	COMMUNICATION INSTL, FWD SECTION (CONTROL... PANEL SECTION) (SEE FIG. 135, 137, 140 AND 145 FOR BALANCE OF BREAKDOWN) (SEE FIG. 135 FOR NHA)	REF	A
	204-075-064-1	COMMUNICATION INSTL, FWD SECTION (CONTROL... PANEL SECTION) (SEE FIG. 135, 138 AND 146 FOR BALANCE OF BREAKDOWN) (SEE FIG. 135 FOR NHA)	REF	B
	204-075-064-3	COMMUNICATION INSTL, FWD SECTION (CONTROL... PANEL SECTION) (SEE FIG. 135, 138 AND 146 FOR BALANCE OF BREAKDOWN) (SEE FIG. 135 FOR NHA)	REF	C
	204-075-064-5	COMMUNICATION INSTL, FWD SECTION (CONTROL... PANEL SECTION) (SEE FIG. 135, 138 AND 146 FOR BALANCE OF BREAKDOWN) (SEE FIG. 135 FOR NHA)	REF	D
	204-075-086-1	COMMUNICATION INSTL, FWD SECTION (CONTROL... PANEL SECTION) (SEE FIG. 136, 139, 147 AND 148 FOR BALANCE OF BREAKDOWN) (SEE FIG. 136 FOR NHA)	REF	E
	204-075-506-1	COMMUNICATION INSTL, PEDESTAL JUNCTION BOX. AND CONTROL PANEL (SEE FIGS. 142,144 FOR BALANCE OF BREAKDOWN)	1	A
	204-075-516-1	COMMUNICATION INSTL, PEDESTAL JUNCTION BOX. AND CONTROL PANEL (SEE FIGS. 142,144 FOR BALANCE OF BREAKDOWN)	1	B
	204-075-516-3	COMMUNICATION INSTL, PEDESTAL JUNCTION BOX. AND CONTROL PANEL (SEE FIGS. 142,144 FOR BALANCE OF BREAKDOWN)	1	F
	204-075-516-5	COMMUNICATION INSTL, PEDESTAL JUNCTION BOX. AND CONTROL PANEL (SEE FIGS. 143,144 FOR BALANCE OF BREAKDOWN)	1	E
- 1	204-075-333-39	COVER ASSY.....	1	G
	204-075-548-1	COVER ASSY.....	1	E
- 2	MS35207-263	SCREW (AP).....	4	
- 3	AN960PD10L	WASHER (AP).....	4	
- 4	204-075-549-1	DECAL.....	1	E
- 5	204-075-550-1	DECAL.....	1	G
	204-075-550-5	DECAL.....	1	E
- 6	MS27212-1-14	BLOCK, TERMINAL.....	2	
- 7	MS21042L04	NUT (AP).....	4	
- 8	AN960PD4L	WASHER (AP).....	4	
- 9	MS35206-214	SCREW (AP).....	4	
	130-001-1-19	IDENT, TERMINAL BLOCK.....	1	
	130-001-1-20	IDENT, TERMINAL BLOCK.....	1	
	130-001-2-14	IDENT, TERMINAL BLOCK.....	2	
	MS25227-1	STRIP, INSUL.....	4	
- 10	MS25226-2-2	BUS BAR.....	2	
	204-075-532-3	RESISTOR ASSY.....	1	G
- 11	MS21042L06	NUT (AP).....	28	
- 12	AN960-6	WASHER (AP).....	28	
- 13	RC32GF151J	RESISTOR (MIL-R-11).....	1	G
	MS25036-2	TERMINAL.....	2	
	85T4-3-4	TUBE, INSUL.....	1	
- 14	PJ36S-0	CONNECTOR (81312).....	1	
- 15	AN340-5	NUT (AP).....	2	
- 16	AN936A6	LOCKWASHER (AP).....	2	
- 17	AN960PD6	WASHER (AP).....	2	
- 18	AN960PD6L	WASHER (AP).....	2	
- 19	AN515-5R12	SCREW (AP).....	2	
	204-075-379-1	BOARD ASSY, IMPEDANCE PAD.....	1	
- 20	AN936A6	LOCKWASHER (AP).....	2	
- 21	MS35206-228	SCREW (AP).....	2	
- 22	CL25BJ180UP3	CAPACITOR.....	2	
- 23	RC20GF560J	RESISTOR.....	2	
- 24	RC20GF820J	RESISTOR.....	3	
- 25	RC20GF151J	RESISTOR.....	3	
- 26	RC20GF680J	RESISTOR.....	2	
- 27	RC20GF101J	RESISTOR.....	5	

1. The first part of the document is a list of the names of the persons who have been appointed to the various positions of the Board of Directors of the Corporation. The names are listed in alphabetical order, and each name is followed by the position to which he has been appointed. The names are as follows:

1. Mr. J. H. Smith, President
2. Mr. J. H. Smith, Vice President
3. Mr. J. H. Smith, Secretary
4. Mr. J. H. Smith, Treasurer
5. Mr. J. H. Smith, Chairman of the Board
6. Mr. J. H. Smith, Chairman of the Committee on Finance
7. Mr. J. H. Smith, Chairman of the Committee on Management
8. Mr. J. H. Smith, Chairman of the Committee on Public Relations
9. Mr. J. H. Smith, Chairman of the Committee on Research and Development
10. Mr. J. H. Smith, Chairman of the Committee on Sales and Marketing

2. The second part of the document is a list of the names of the persons who have been appointed to the various positions of the Board of Directors of the Corporation. The names are listed in alphabetical order, and each name is followed by the position to which he has been appointed. The names are as follows:

1. Mr. J. H. Smith, President
2. Mr. J. H. Smith, Vice President
3. Mr. J. H. Smith, Secretary
4. Mr. J. H. Smith, Treasurer
5. Mr. J. H. Smith, Chairman of the Board
6. Mr. J. H. Smith, Chairman of the Committee on Finance
7. Mr. J. H. Smith, Chairman of the Committee on Management
8. Mr. J. H. Smith, Chairman of the Committee on Public Relations
9. Mr. J. H. Smith, Chairman of the Committee on Research and Development
10. Mr. J. H. Smith, Chairman of the Committee on Sales and Marketing

3. The third part of the document is a list of the names of the persons who have been appointed to the various positions of the Board of Directors of the Corporation. The names are listed in alphabetical order, and each name is followed by the position to which he has been appointed. The names are as follows:

1. Mr. J. H. Smith, President
2. Mr. J. H. Smith, Vice President
3. Mr. J. H. Smith, Secretary
4. Mr. J. H. Smith, Treasurer
5. Mr. J. H. Smith, Chairman of the Board
6. Mr. J. H. Smith, Chairman of the Committee on Finance
7. Mr. J. H. Smith, Chairman of the Committee on Management
8. Mr. J. H. Smith, Chairman of the Committee on Public Relations
9. Mr. J. H. Smith, Chairman of the Committee on Research and Development
10. Mr. J. H. Smith, Chairman of the Committee on Sales and Marketing

4. The fourth part of the document is a list of the names of the persons who have been appointed to the various positions of the Board of Directors of the Corporation. The names are listed in alphabetical order, and each name is followed by the position to which he has been appointed. The names are as follows:

5. The fifth part of the document is a list of the names of the persons who have been appointed to the various positions of the Board of Directors of the Corporation. The names are listed in alphabetical order, and each name is followed by the position to which he has been appointed. The names are as follows:

(1) FIGURE & INDEX NUMBER	(2) PART NUMBER	(3) DESCRIPTION	(4) UNIT PER ASSY	(5) USABLE ON CODE
141 - 28	RC20GF272J	...RESISTOR.....	1	
- 29	RC20GF330J	...RESISTOR.....	1	
- 30	RC20GF121J	...RESISTOR.....	2	
- 31	RC32GF221J	...RESISTOR.....	1	
- 32	RC20GF221J	...RESISTOR.....	1	
- 33	RC20GF331J	...RESISTOR.....	1	
- 34	C2A126	...RELAY (02289).....	2	
- 35	1N2071	...DIODE (01295).....	9	
- 36	204-075-378-1	...BOARD, PRINTED CIRCUIT.....	1	
- 37	RCR32G151JS	...RESISTOR.....	1	E, H
- 38	MS25036-49	...TERMINAL.....	4	E, H
CODING EXPLANATION				
CODE SERIAL NUMBERS				
A 63-13141 THRU 63-13142				
B 63-13143 THRU 63-13165				
C 64-15476 THRU 64-15501				
D 65-7911 THRU 66-1224				
E 66-1225 AND SUBSEQUENT				
F 64-15476 THRU 66-1224				
G 63-13141 THRU 66-1224				
H 65-7962 ONLY				

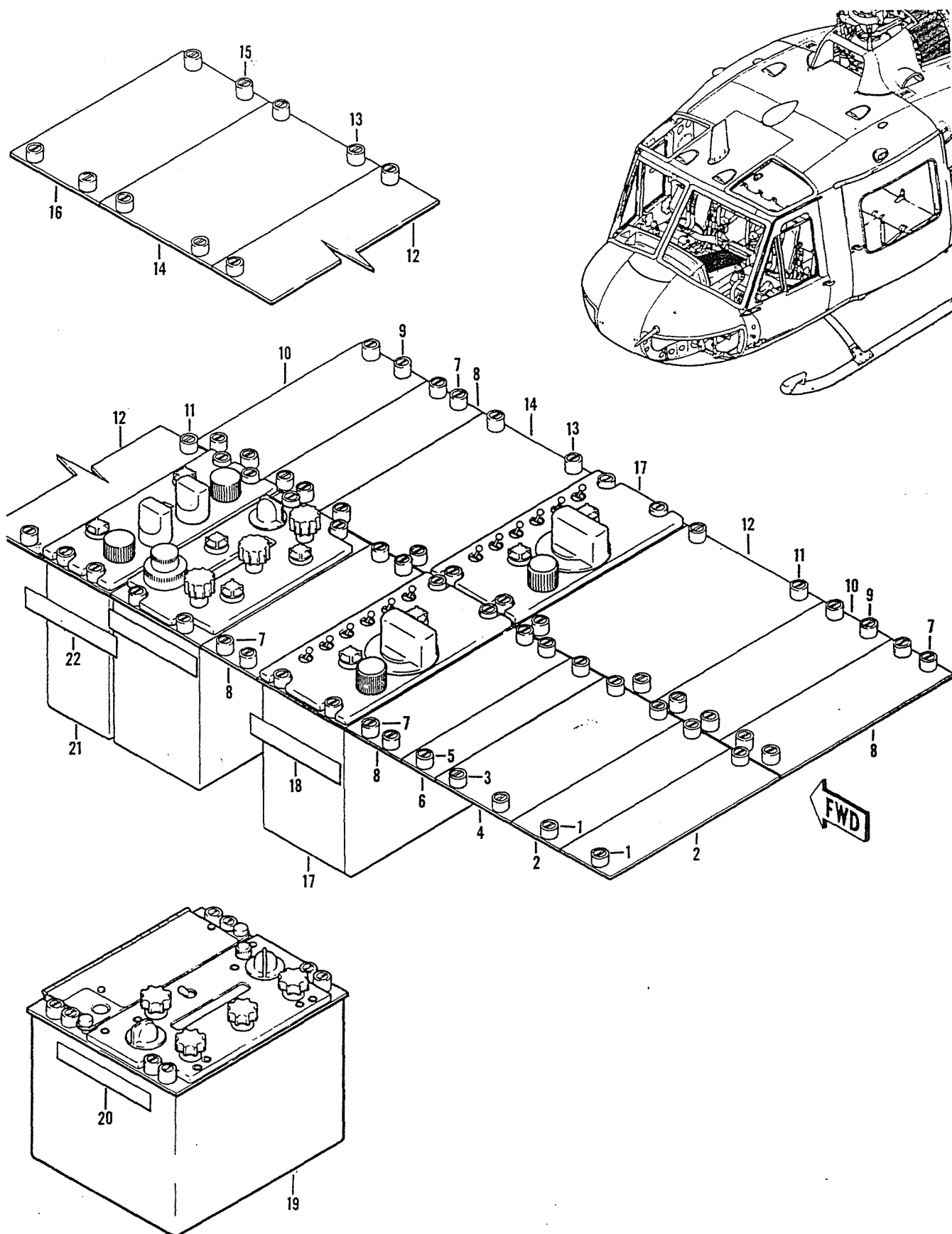


Figure 142. Communications Installation, Pedestal Junction Box and Control Panel

(1) FIGURE & INDEX NUMBER	(2) PART NUMBER	(3) DESCRIPTION	(4) UNIT PER ASSY	(5) USABLE ON CODE
142 -	204-075-506-1	COMMUNICATION INSTL, PEDESTAL JUNCTION BOX.. AND CONTROL PANEL (SEE FIGS. 141,144 FOR BALANCE OF BREAKDOWN) (SEE FIG. 141 FOR NHA)	REF	A
	204-075-516-1	COMMUNICATION INSTL, PEDESTAL JUNCTION BOX.. AND CONTROL PANEL (SEE FIGS. 141,144 FOR BALANCE OF BREAKDOWN) (SEE FIG. 138 FOR NHA)	REF	B
	204-075-516-3	COMMUNICATION INSTL, PEDESTAL JUNCTION BOX.. AND CONTROL PANEL (SEE FIGS. 141,144 FOR BALANCE OF BREAKDOWN) (SEE FIG. 141 FOR NHA)	REF	C
- 1	204-075-266-33	.PANEL ASSY, BLANK.....	2	
	PS3 1-2	..SPRING (72794).....	2	
	PF3 1-2 38	..STUD (72794).....	2	
	PC3 1-2	..CUP (72794).....	2	
- 2	204-075-266-35	.PANEL.....	1	
	204-075-266-1	.PANEL ASSY, BLANK.....	1	
- 3	PS3 1-2	..SPRING (72794).....	4	
	PF3 1-2 38	..STUD (72794).....	4	
	PC3 1-2	..CUP (72794).....	4	
- 4	204-075-266-3	.PANEL.....	1	
	204-075-266-41	.PANEL ASSY, BLANK.....	1	
- 5	PS3 1-2	..SPRING (72794).....	2	
	PF3 1-2 38	..STUD (72794).....	2	
	PC3 1-2	..CUP (72794).....	2	
- 6	204-075-266-43	.PANEL.....	1	
	204-075-266-25	.PANEL ASSY, BLANK (USBL ON 204-075-1 AND... 204-075-516-1)	4	
- 7	204-075-266-25	.PANEL ASSY, BLANK (USBL ON 204-075-516-3)..	3	
	PS3 1-2	..SPRING (72794).....	4	
	PF3 1-2 38	..STUD (72794).....	4	
	PC3 1-2	..CUP (72794).....	4	
- 8	204-075-266-27	.PANEL.....	1	
	204-075-266-37	.PANEL ASSY, BLANK.....	2	
- 9	PS3 1-2	..SPRING (72794).....	4	
	PA3 1-2 38	..STUD (72794).....	4	
	PC3 1-2	..CUP (72794).....	4	
- 10	204-075-266-39	.PANEL.....	2	
	204-075-266-17	.PANEL ASSY, BLANK.....	2	
- 11	PS3 1-2	..SPRING (72794).....	4	
	PF3 1-2 38	..STUD (72794).....	4	
	PC3 1-2	..CUP (72794).....	4	
- 12	204-075-266-19	.PANEL.....	1	
	204-075-266-45	.PANEL ASSY, BLANK.....	2	
- 13	PS3 1-2	..SPRING (72794).....	4	
	PF3 1-2 38	..STUD (72794).....	4	
	PC3 1-2	..CUP (72794).....	4	
- 14	204-075-266-47	.PANEL.....	1	
	204-075-266-9	.PANEL ASSY, BLANK.....	1	
- 15	PS3 1-2	..SPRING (72794).....	4	
	PF3 1-2 38	..STUD (72794).....	4	
	PC3 1-2	..CUP (72794).....	4	
- 16	204-075-266-11	.PANEL.....	1	
- 17	C1611A-A1C	.PANEL, CONTROL INTERPHONE SIG DIST (GFE).... (80058)	2	
- 18	204-075-369-75	.DECAL, C-1611A/A1C CONTROL PANEL.....	2	
- 19	706079-801	.PANEL, CONTROL UHF RCVR-XMTR (GFE) (37695).. P/N C-9682(1)ARC164	1	B, D
- 20	204-075-369-73	.DECAL, C-1517/ARC-51X CONTROL PANEL.....	1	A
	204-075-369-169	.DECAL, C4677ARC51X CONTROL PANEL.....	1	B
	204-075-369-177	.DECAL, C6287(1)ARC518X CONTROL PANEL.....	1	D
- 21	C-3436A-ARN300	.PANEL, CONTROL OMNI-RANGE (GFE) (80058)....	1	
- 22	204-075-369-65	.DECAL, C3436/ARN-300 CONTROL PANEL.....	1	A
	204-075-369-155	.DECAL, C3436/ARN-300 CONTROL PANEL.....	1	E
CODING EXPLANATION				
CODE SERIAL NUMBERS				

(1) FIGURE & INDEX NUMBER	(2) PART NUMBER	(3) DESCRIPTION	(4) UNIT PER ASSY	(5) USABLE ON CODE
142 -		A 63-13141 THRU 63-13142 B 63-13143 THRU 63-13165 C 64-15476 THRU 66-1224 D 64-15476 AND SUBSEQUENT E 63-13143 AND SUBSEQUENT		

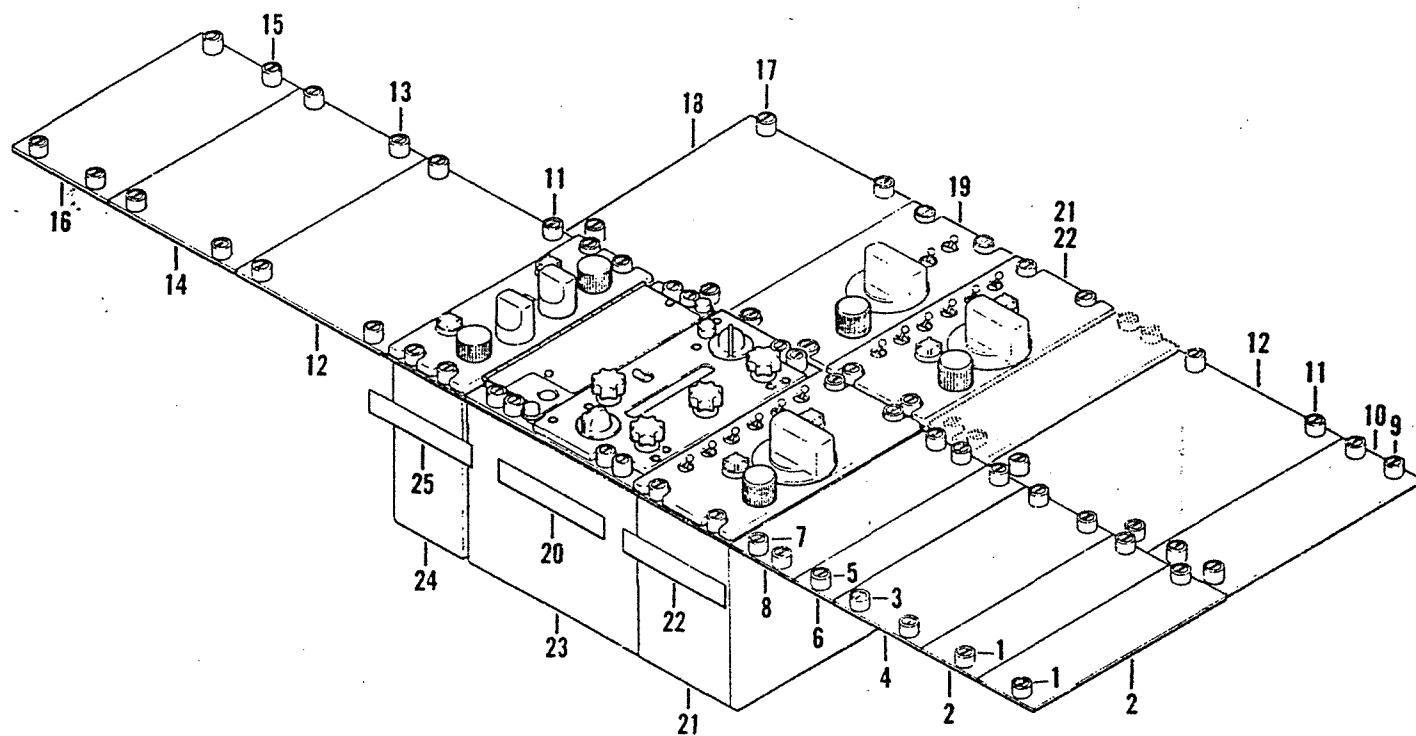
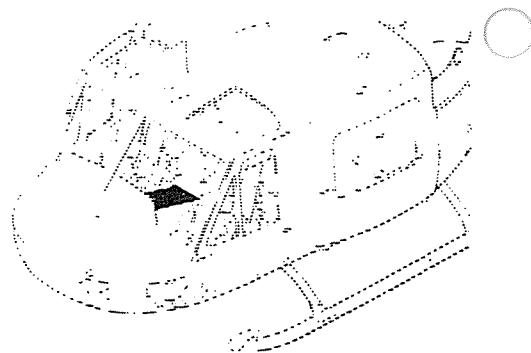


Figure 143. Communications Installation, Pedestal Junction Box and Control Panel

(1) FIGURE & INDEX NUMBER	(2) PART NUMBER	(3) DESCRIPTION	(4) UNIT PER ASSY	(5) USABLE ON CODE
143 -	204-075-516-5	COMMUNICATION INSTL, PEDESTAL JUNCTION BOX.. AND CONTROL PANEL (SEE FIGS. 141,144 FOR BALANCE OF BREAKDOWN) (SEE FIG. 141 FOR NHA)	REF	A
- 1	204-075-266-33	.PANEL ASSY, BLANK.....	2	
	PS3 1-2	..SPRING (72794).....	2	
	PF3 1-2 38	..STUD (72794).....	2	
	PC3 1-2	..CUP (72794).....	2	
- 2	204-075-266-35	.PANEL.....	1	
	204-075-266-1	.PANEL ASSY, BLANK.....	1	
- 3	PS3 1-2	..SPRING (72794).....	4	
	PF3 1-2 38	..STUD (72794).....	4	
	PC3 1-2	..CUP (72794).....	4	
- 4	204-075-266-3	.PANEL.....	1	
	204-075-266-41	.PANEL ASSY, BLANK.....	1	
- 5	PS3 1-2	..SPRING (72794).....	2	
	PF3 1-2 38	..STUD (72794).....	2	
	PC3 1-2	..CUP (72794).....	2	
- 6	204-075-266-43	.PANEL.....	1	
	204-075-266-25	.PANEL ASSY, BLANK.....	1	
- 7	PS3 1-2	..SPRING (72794).....	4	
	PF3 1-2 38	..STUD (72794).....	4	
	PC3 1-2	..CUP (72794).....	4	
- 8	204-075-266-27	.PANEL.....	1	
	204-075-266-37	.PANEL ASSY, BLANK.....	1	
- 9	PS3 1-2	..SPRING (72794).....	4	
	PA3 1-2 38	..STUD (72794).....	4	
	PC3 1-2	..CUP (72794).....	4	
- 10	204-075-266-39	.PANEL.....	1	
	204-075-266-17	.PANEL ASSY, BLANK.....	2	
- 11	PS3 1-2	..SPRING (72794).....	4	
	PF3 1-2 38	..STUD (72794).....	4	
	PC3 1-2	..CUP (72794).....	4	
- 12	204-075-266-19	.PANEL.....	1	
	204-075-266-45	.PANEL ASSY, BLANK.....	1	
- 13	PS3 1-2	..SPRING (72794).....	4	
	PF3 1-2 38	..STUD (72794).....	4	
	PC3 1-2	..CUP (72794).....	4	
- 14	204-075-266-47	.PANEL.....	1	
	204-075-266-9	.PANEL ASSY, BLANK.....	1	
- 15	PS3 1-2	..SPRING (72794).....	4	
	PF3 1-2 38	..STUD (72794).....	4	
	PC3 1-2	..CUP (72794).....	4	
- 16	204-075-266-11	.PANEL.....	1	
	204-075-266-5	.PANEL ASSY.....	1	A
- 17	PC3 1-2	..CUP (72794).....	4	
	PF3 1-2 38	..STUD (72794).....	4	
	PS3 1-2	..SPRING (72794).....	4	
- 18	204-075-266-7	.PANEL.....	1	A
- 19	C1763ARN21A	.PANEL, CONTROL RADIO (GFE) (OBS AFTER..... COMPLIANCE (80058) WITH T.O. 1H-1(U)F-577)	1	
	C10058/A	.PANEL, CONTROL RADIO (USBL AFTER COMPLIANCE (13499) WITH T.O. 1H-1(U)F-577) (VENDOR P/N 622-2360-002)	1	
- 20	204-075-369-219	.DECAL.....	1	A
- 21	C1611AA1C	.PANEL, CONTROL INTERPHONE SIG DIST (GFE).... (80058)	2	
- 22	204-075-369-75	.DECAL, C1611AA1C CONTROL PANEL.....	2	
- 23	706079-801	.PANEL CONTROL UHF RCVR-XMTR (GFE) (37695).. (P/N C-9682())ARC164)	2	
	204-075-369-177	.DECAL, C6287ARC51BX CONTROL PANEL.....	1	
- 24	C3436AARN30D	.PANEL, CONTROL OMNI-RANGE (GFE) (80058).....	1	
- 25	204-075-369-155	.DECAL, C3436AARN30D CONTROL PANEL.....	1	
CODING EXPLANATION				
CODE SERIAL NUMBERS				
A 66-1225 AND SUBSEQUENT				

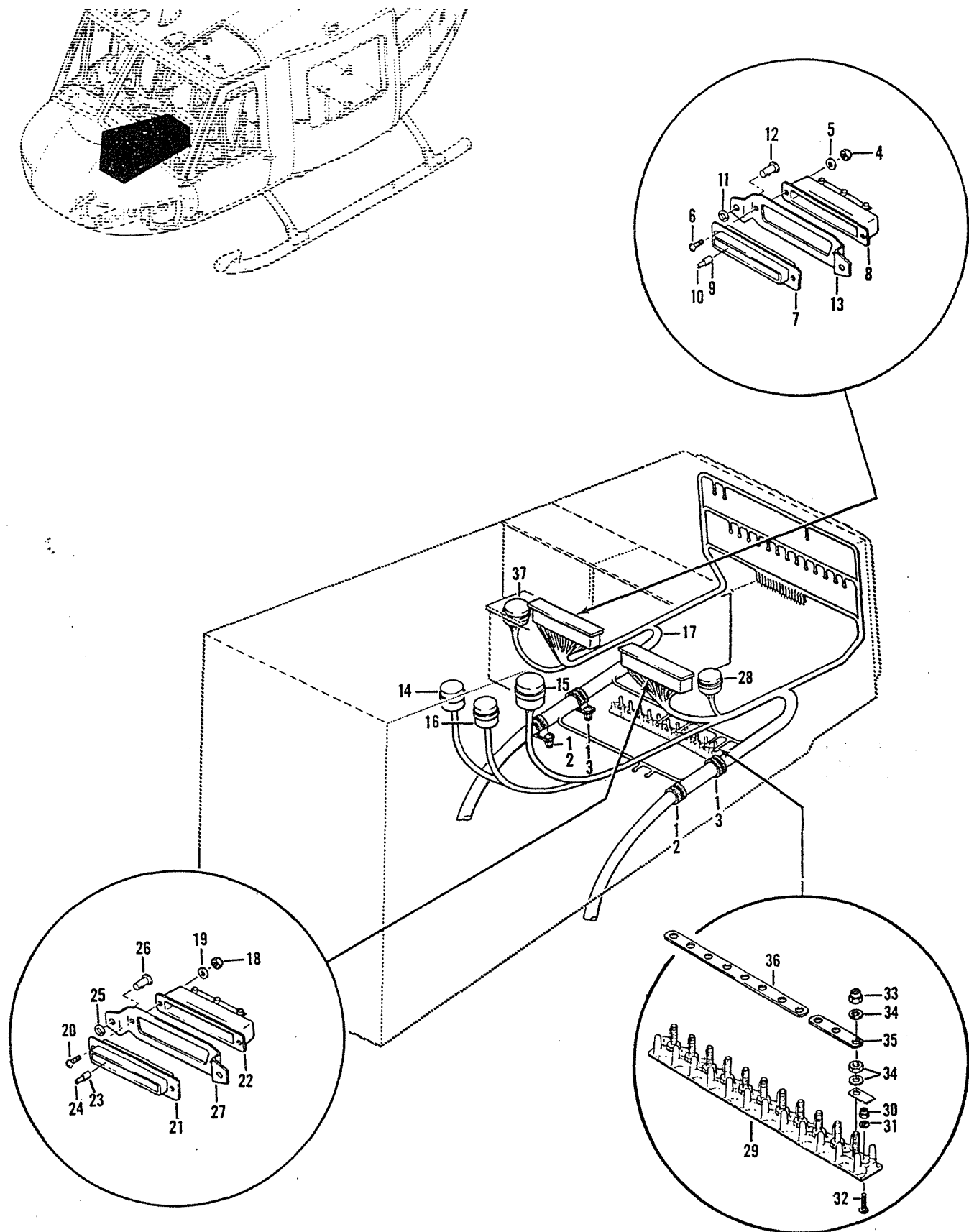


Figure 144. Communications Installation, Pedestal Junction Box and Control Panel

(1) FIGURE & INDEX NUMBER	(2) PART NUMBER	(3) DESCRIPTION	(4) UNIT PER ASSY	(5) USABLE ON CODE
144 -	204-075-506-1	COMMUNICATION INSTL, PEDESTAL JUNCTION BOX.. AND CONTROL PANEL (SEE FIGS. 141,142 FOR BALANCE OF BREAKDOWN) (SEE FIG. 141 FOR NHA)	REF	A
	204-075-516-1	COMMUNICATION INSTL, PEDESTAL JUNCTION BOX.. AND CONTROL PANEL (SEE FIGS. 141,142 FOR BALANCE OF BREAKDOWN) (SEE FIG. 141 FOR NHA)	REF	B
	204-075-516-3	COMMUNICATION INSTL, PEDESTAL JUNCTION BOX.. AND CONTROL PANEL (SEE FIGS. 141,142 FOR BALANCE OF BREAKDOWN) (SEE FIG. 141 FOR NHA)	REF	C
	204-075-516-5	COMMUNICATION INSTL, PEDESTAL JUNCTION BOX.. AND CONTROL PANEL (SEE FIGS. 141,143 FOR BALANCE OF BREAKDOWN) (SEE FIG. 141 FOR NHA)	REF	D
	204-075-997-1	.CABLE ASSY.....	1	E
	204-075-997-15	.CABLE ASSY.....	1	D
- 1	NAS679A3	.NUT (AP).....	4	
	AN960PD10L	.WASHER (AP).....	4	
	MS35207-263	.SCREW (AP).....	4	
- 2	MS21919WDG12	.CLAMP (USBL ON 204-075-506-1) (AP).....	2	
	MS21919WDG8	.CLAMP (USBL ON 204-075-516-1, -3 AND -5)... (AP)	2	
- 3	MS21919WDG14	.CLAMP (USBL ON 204-075-506-1) (AP).....	2	
	MS21919WDG19	.CLAMP (USBL ON 204-075-516-1, -3 AND -5)... (AP)	2	
- 4	MS21042L04	.NUT.....	2	
- 5	AN960PD4L	.WASHER.....	2	
- 6	MS35206-214	.SCREW.....	2	
- 7	DC37S	.CONNECTOR (71468).....	1	
- 8	DCJ-S19678-3	.SHELL, JUNCTION (71468).....	1	
- 9	CYW10	.CAP (09922).....	AR	
- 10	YE1620	.ADAPTER (09922).....	1	
	MS25036-2	.TERMINAL.....	25	
	206-075-063-1	.BRACKET ASSY.....	1	
- 11	5S3-1	.WASHER (71286).....	2	
- 12	5S5-5	.STUD (71286).....	2	
- 13	206-075-063-3	.BRACKET.....	1	
	204-075-999-5	.CABLE ASSY.....	1	
	204-175-473-1	.CABLE ASSY.....	1	D
- 14	16115	.CONNECTOR (00781) (USBL ON 204-075-999-5).	1	
	MS3126E16-26S	.CONNECTOR (USBL ON 204-175-473-1).....	1	
	16210	.CONNECTOR (00781) (USBL ON 204-175-473-1).	1	
	MS25036-2	.TERMINAL (USBL ON 204-175-473-1).....	10	
	MS25036-3	.TERMINAL (USBL ON 204-175-473-1).....	4	
	MS25036-49	.TERMINAL (USBL ON 204-175-473-1).....	1	
	204-175-457-3	.CABLE ASSY.....	1	F
	204-175-479-1	.CABLE ASSY.....	1	D
- 15	MS3126E18-32S	.CONNECTOR.....	1	
	MS3126E16-26S	.CONNECTOR (USBL ON 204-175-479-1).....	1	
	MS3126E16-26SW	.CONNECTOR (USBL ON 204-175-479-1).....	1	
	MS25036-2	.TERMINAL (USBL ON 204-175-479-1).....	7	
	MS25036-3	.TERMINAL (USBL ON 204-175-479-1).....	2	
	MS25036-6	.TERMINAL (USBL ON 204-175-479-1).....	1	
	MS25036-8	.TERMINAL (USBL ON 204-175-479-1).....	1	
	MS25036-49	.TERMINAL (USBL ON 204-175-479-1).....	2	
	204-175-456-3	.CABLE ASSY.....	1	G
- 16	14050	.CONNECTOR (00781).....	1	
	MS25036-1	.TERMINAL.....	3	
	MS25036-49	.TERMINAL.....	1	
- 17	204-075-996-5	.CABLE ASSY.....	1	G
	MS25036-2	.TERMINAL.....	11	
	204-075-997-3	.CABLE ASSY.....	1	E
	204-075-997-17	.CABLE ASSY.....	1	D
- 18	MS21042L04	.NUT.....	2	
- 19	AN960PD4L	.WASHER.....	2	
- 20	MS35206-214	.SCREW.....	2	
- 21	DC37S	.CONNECTOR (71468).....	1	



(1) FIGURE & INDEX NUMBER	(2) PART NUMBER	(3) DESCRIPTION	(4) UNIT PER ASSY	(5) USABLE ON CODE
144 - 22	DCJ-S19678-3	..SHELL, JUNCTION (71468).....	1	
- 23	CYW10	..CAP (09922).....	AR	
- 24	YE1620	..ADAPTER (09922).....	1	
	MS25036-2	..TERMINAL.....	32	
	MS25036-3	..TERMINAL.....	1	
	206-075-063-1	..BRACKET ASSY.....	1	
- 25	5S3-1	..WASHER (71286).....	2	
- 26	5S5-5	..STUD (71286).....	2	
- 27	206-075-063-3	..BRACKET.....	1	
- 28	204-075-997-7	..CABLE ASSY.....	1	E
	204-175-475-3	..CABLE ASSY.....	1	D
- 29	MS27212-1-11	..BLOCK, TERMINAL.....	1	
- 30	MS21042L04	..NUT (AP).....	2	
- 31	AN960PD4L	..WASHER (AP).....	2	
- 32	MS35206-216	..SCREW (AP).....	2	
- 33	MS21042L06	..NUT.....	11	
- 34	AN960-6	..WASHER.....	11	
- 35	MS25226-2-3	..BUS.....	1	
- 36	MS25226-2-8	..BUS.....	1	
	MS25227-1	..STRIP.....	2	
	130-001-1-26	..TAPF, BLOCK IDENT.....	1	
	130-001-2-11	..TAPE, BLOCK IDENT.....	1	
	204-175-478-1	..CABLE ASSY.....	1	D
- 37	MS3106R20-27P	..CONNECTOR.....	1	
	MS3106R22-5P	..CONNECTOR.....	1	
	MS3126E14-5S	..CONNECTOR.....	1	
	MS3126E20-41P	..CONNECTOR.....	1	
	MS25036-2	..TERMINAL.....	8	
	MS25036-3	..TERMINAL.....	2	
	MS25036-8	..TERMINAL.....	2	
	MS25036-49	..TERMINAL.....	2	
	MS25181-1	..SPLICE.....	9	
	85T4-7-1	..TUBE, INSUL.....	8	
	85T4-9-1	..TUBE, INSUL.....	1	
	85T4-14-1	..TUBE, INSUL.....	12	
CODING EXPLANATION				
CODE SERIAL NUMBERS				
A 63-13141 THRU 63-13142				
B 63-13143 THRU 63-13165				
C 64-15476 THRU 66-1224				
D 66-1225 AND SUBSEQUENT				
E 63-13141 THRU 66-1224				
F 63-13143 THRU 66-1224				
G 63-13143 AND SUBSEQUENT				

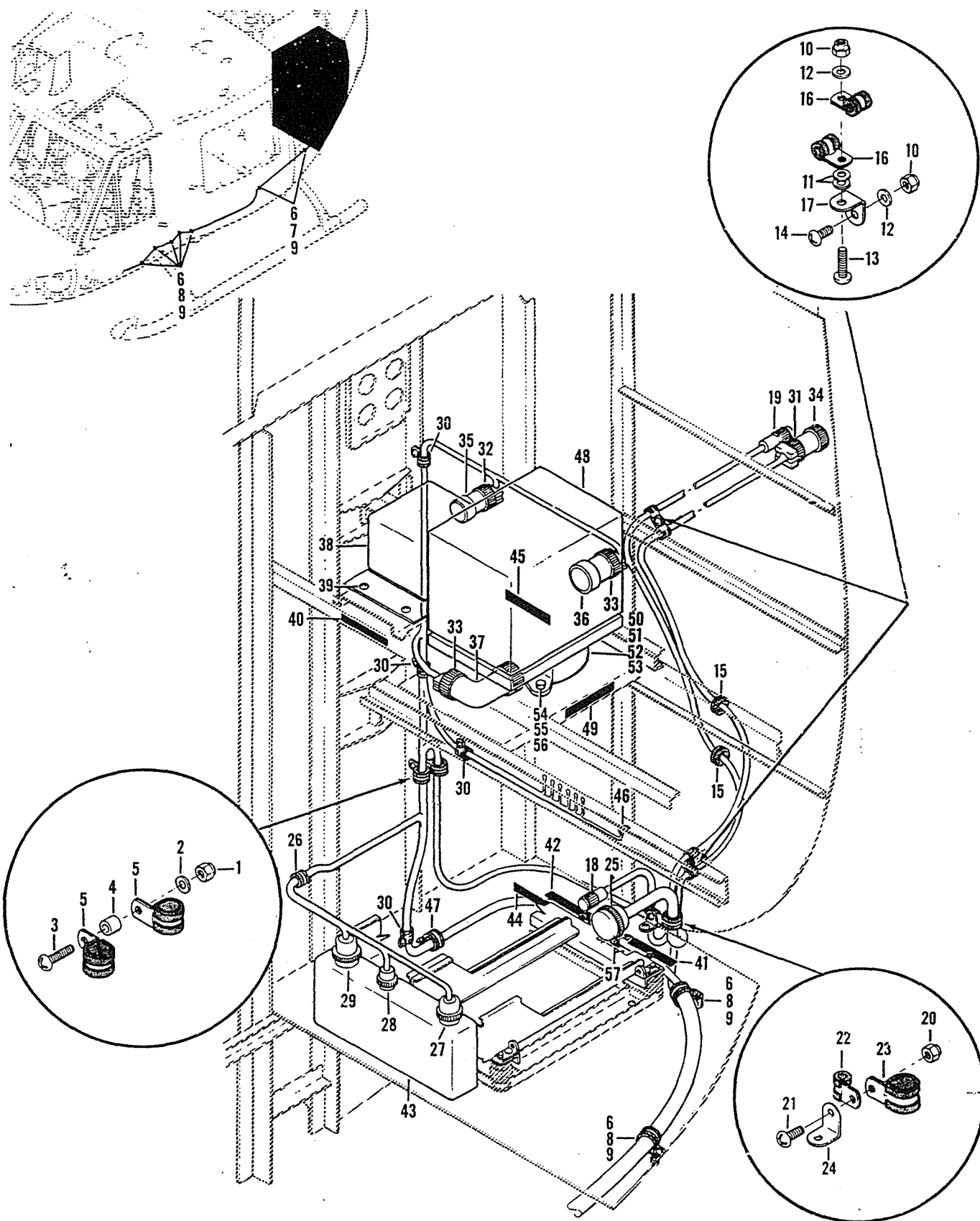


Figure 145. Communications Installation, Forward Section, Aft Cabin Bulkhead to Tailboom

(1) FIGURE & INDEX NUMBER	(2) PART NUMBER	(3) DESCRIPTION	(4) UNIT PER ASSY	(5) USABLE ON CODE
145 -	204-075-054-1	COMMUNICATION INSTL, FWD SECTION (AFT CABIN, BULKHEAD TO TAILBOOM) (SEE FIG. 135, 137, 140 AND 141 FOR BALANCE OF BREAKDOWN) (SEE FIG. 135 FOR NHA)	REF	A
- 1	NAS679A3	..NUT.....	1	
- 2	AN960PD10L	..WASHER.....	1	
- 3	MS35207-265	..SCREW.....	1	
- 4	NAS43DD3-18	..SPACER.....	1	
- 5	MS21919WDG12	..CLAMP.....	2	
- 6	NAS679A3	..NUT.....	16	
	AN960PD10L	..WASHER.....	16	
	MS35207-263	..SCREW.....	16	
- 7	AN743-13	..BRACKET.....	2	
- 8	AN743-12	..BRACKET.....	7	
- 9	MS21919WDG12	..CLAMP.....	11	
	204-075-978-9	..CABLE ASSY.....	1	A
- 10	NAS679A3	..NUT (AP).....	4	
- 11	AN960PD10	..WASHER (AP).....	4	
- 12	AN960PD10L	..WASHER (AP).....	4	
- 13	MS35207-265	..SCREW (AP).....	2	
- 14	MS35207-263	..SCREW (AP).....	2	
- 15	MS35489-5	..GROMMET (AP).....	2	
- 16	MS21919DG3	..CLAMP (AP).....	4	
- 17	AN743-12	..BRACKET (AP).....	1	
- 18	KC59-126	..CONNECTOR (19212).....	1	
- 19	KC59-125	..CONNECTOR (19212).....	1	
	204-075-999-3	..CABLE ASSY.....	1	
- 20	NAS679A3	..NUT (AP).....	2	
- 21	MS35207-263	..SCREW (AP).....	2	
- 22	MS21919WDG5	..CLAMP (AP).....	1	
- 23	MS21919WDG12	..CLAMP (AP).....	1	
- 24	AN743-12	..BRACKET (AP).....	1	
- 25	16115	..CONNECTOR (00781).....	1	
	204-075-999-1	..CABLE ASSY.....	1	A
- 26	NAS679A3	..NUT (AP).....	1	
	AN960PD10L	..WASHER (AP).....	1	
	MS35207-263	..SCREW (AP).....	1	
	MS21919WDG6	..CLAMP (AP).....	1	
	MS25036-3	..TERMINAL.....	1	
	MS25036-8	..TERMINAL.....	1	
- 27	14050	..CONNECTOR (00781).....	1	
- 28	14321	..CONNECTOR (00781).....	1	
- 29	15912	..CONNECTOR (00912).....	1	
	204-075-512-3	..EQUIPMENT INSTL.....	1	A
	204-075-470-1	..CABLE ASSY.....	1	
- 30	NAS679A3	..NUT (AP).....	4	
	AN960PD10L	..WASHER (AP).....	4	
	MS35207-263	..SCREW (AP).....	4	
	MS21919WDG5	..CLAMP (AP).....	4	
	MS25036-2	..TERMINAL.....	14	
	MS25036-3	..TERMINAL.....	1	
- 31	MS3057-8A	..ADAPTER.....	1	
- 32	MS3057-10A	..ADAPTER.....	1	
- 33	MS3057-12A	..ADAPTER.....	2	
- 34	MS3106A16S1S	..PLUG.....	1	
- 35	MS3106A18-1S	..PLUG.....	1	
- 36	MS3106A20-27S	..PLUG.....	1	
- 37	MS3108820-29SC	..PLUG.....	1	
- 38	158-100	..RELAY ASSY (96182) (BHT SPECIFICATION..... CONTROL DRAWING 204-075-363-1)	1	
	452-100	..RELAY ASSY (96182) (BHT SPECIFICATION..... CONTROL DRAWING 204-075-363-1 (ALT))	1	
- 39	NAS679A3	..NUT (AP).....	4	
	AN960PD10L	..WASHER (AP).....	4	
	MS35207-263	..SCREW (AP).....	4	
- 40	204-075-369-157	..DECAL, 204-075-363-1 RELAY AC-DC PWR..... INTERLOCK	1	
- 41	204-075-369-89	..DECAL, CV-265/ARN-30A SIGNAL DATA..... CONVERTER	1	

1. The first part of the document is a header section containing the following information:

- Page: 1
- Date: 10/10/1991
- Time: 10:10
- Location: 1010
- Subject: 1010

2. The second part of the document is a list of items, numbered 1 through 10, each followed by a description:

1. 1010
2. 1010
3. 1010
4. 1010
5. 1010
6. 1010
7. 1010
8. 1010
9. 1010
10. 1010

3. The third part of the document is a list of items, numbered 1 through 10, each followed by a description:

1. 1010
2. 1010
3. 1010
4. 1010
5. 1010
6. 1010
7. 1010
8. 1010
9. 1010
10. 1010

4. The fourth part of the document is a list of items, numbered 1 through 10, each followed by a description:

1. 1010
2. 1010
3. 1010
4. 1010
5. 1010
6. 1010
7. 1010
8. 1010
9. 1010
10. 1010

5. The fifth part of the document is a list of items, numbered 1 through 10, each followed by a description:

1. 1010
2. 1010
3. 1010
4. 1010
5. 1010
6. 1010
7. 1010
8. 1010
9. 1010
10. 1010

6. The sixth part of the document is a list of items, numbered 1 through 10, each followed by a description:

1. 1010
2. 1010
3. 1010
4. 1010
5. 1010
6. 1010
7. 1010
8. 1010
9. 1010
10. 1010

7. The seventh part of the document is a list of items, numbered 1 through 10, each followed by a description:

1. 1010
2. 1010
3. 1010
4. 1010
5. 1010
6. 1010
7. 1010
8. 1010
9. 1010
10. 1010

8. The eighth part of the document is a list of items, numbered 1 through 10, each followed by a description:

1. 1010
2. 1010
3. 1010
4. 1010
5. 1010
6. 1010
7. 1010
8. 1010
9. 1010
10. 1010

9. The ninth part of the document is a list of items, numbered 1 through 10, each followed by a description:

1. 1010
2. 1010
3. 1010
4. 1010
5. 1010
6. 1010
7. 1010
8. 1010
9. 1010
10. 1010

10. The tenth part of the document is a list of items, numbered 1 through 10, each followed by a description:

1. 1010
2. 1010
3. 1010
4. 1010
5. 1010
6. 1010
7. 1010
8. 1010
9. 1010
10. 1010

[illegible][illegible][illegible]

(1) FIGURE & INDEX NUMBER	(2) PART NUMBER	(3) DESCRIPTION	(4) UNIT PER ASSY	(5) USABLE ON CODE
145 - 42	204-075-369-113	..DECAL, R-1021/ARN-300 VHF RECEIVER.....	1	
- 43	204-075-350-5	..RACK ASSY.....	1	
- 44	204-075-351-3	...DECAL, 204-075-350-5 MODIFIED FOR USE.... WITH B-18A RMT CONVERTER	1	
- 45	204-075-369-93	..DECAL, TYPE A-2 AMPLIFIER J-2 COMPASS.....	1	
- 46	NAS679A3	..NUT.....	1	
- 46	AN960D10L	..WASHER.....	2	
- 46	MS35207-263	..SCREW.....	1	
- 47	NAS679A3	..NUT.....	2	
- 47	AN960PD10L	..WASHER.....	2	
- 47	MS35207-263	..SCREW.....	2	
- 47	MS21919WDG9	..CLAMP.....	1	
- 47	AN743-12	..BRACKET.....	1	
- 48	TYPE A2	..AMPLIFIER (GFE) (80058) (AERNO..... 60-1702)(MIL-A-6589)	1	
- 49	204-075-369-95	..DECAL, TYPES-3A OR S-3B CONT J-2 COMPASS..	1	
- 50	TYPE S3A	..GYRO, CONTROL (GFE) (80058) (AERNO..... 60-1480)(MIL-C-6231)	1	
- 51	MS21042L4	..NUT (AP).....	1	
- 52	AN960D416	..WASHER (AP).....	2	
- 53	AN4-6A	..BOLT (AP).....	1	
- 54	MS21042L4	..NUT (AP).....	3	
- 55	AN960PD416	..WASHER (AP).....	6	
- 56	AN4-6A	..BOLT (AP).....	3	
- 57	NAS679A3	..NUT.....	2	
	AN960PD10L	..WASHER.....	2	
	MS35207-263	..SCREW.....	2	
	MS21919WDG5	..CLAMP.....	1	
	AN743-12	..BRACKET.....	1	
		CODING EXPLANATION		
		CODE SERIAL NUMBERS		
		A 63-13141 THRU 63-13142		

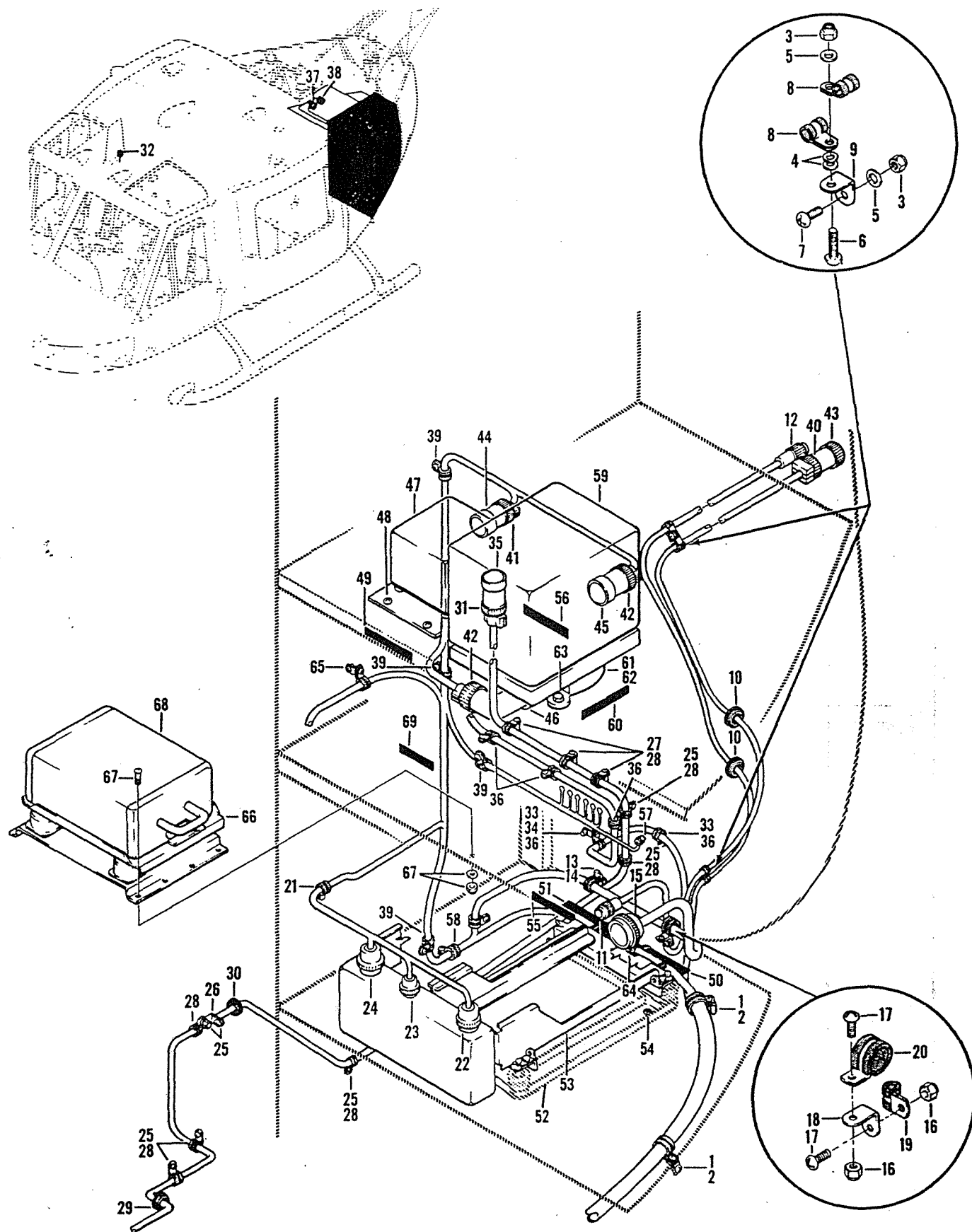


Figure 146. Communications Installation, Forward Section, Aft Cabin Bulkhead to Tailboom

(1) FIGURE & INDEX NUMBER	(2) PART NUMBER	(3) DESCRIPTION	(4) UNIT PER ASSY	(5) USABLE ON CODE
146 -	204-075-064-1	COMMUNICATION INSTL, FWD SECTION (AFT CABIN. BULKHEAD TO TAILBOOM) (SEE FIG. 135, 138, AND 141 FOR BALANCE OF BREAKDOWN (SEE FIG. 135 FOR NHA)	REF	A
	204-075-064-3	COMMUNICATION INSTL, FWD SECTION (AFT CABIN. BULKHEAD TO TAILBOOM) (SEE FIG 135, 138 AND 141 FOR BALANCE OF BREAKDOWN) (SEE FIG. 135 FOR NHA)	REF	B
	204-075-064-5	COMMUNICATION INSTL, FWD SECTION (AFT CABIN. BULKHEAD TO TAILBOOM) (SEE FIG. 135, 138 AND 141 FOR BALANCE OF BREAKDOWN) (SEE FIG. 135 FOR NHA)	REF	C
- 1	NAS679A3	.NUT.....	4	
	AN960PD10L	.WASHER.....	4	
	AN520-10R8	.SCREW.....	4	
	AN743-12	.BRACKET.....	2	
- 2	MS21919WDG12	.CLAMP.....	2	
	204-075-978-9	.CABLE ASSY.....	1	
- 3	NAS679A3	.NUT (AP).....	4	
- 4	AN960PD10	.WASHER (AP).....	4	
- 5	AN960PD10L	.WASHER (AP).....	4	
- 6	MS35207-265	.SCREW (AP).....	2	
- 7	MS35207-263	.SCREW (AP).....	2	
- 8	MS21919DG3	.CLAMP (AP).....	5	
- 9	AN743-12	.BRACKET (AP).....	2	
- 10	MS35489-5	.GROMMET (AP).....	2	
- 11	KC59-126	.CONNECTOR (19212).....	1	
- 12	KC59-125	.CONNECTOR (19212).....	1	
- 13	NAS679A3	.NUT.....	3	
	AN960PD10L	.WASHER.....	3	
	MS35207-263	.SCREW.....	3	
- 14	AN743-12	.BRACKET.....	1	
	204-075-999-3	.CABLE ASSY.....	1	
- 15	16115	.CONNECTOR (00781).....	1	
- 16	NAS679A3	.NUT.....	2	
- 17	MS35207-263	.SCREW.....	2	
- 18	AN743-12	.BRACKET.....	1	
- 19	MS21919DG3	.CLAMP.....	1	
- 20	MS21919WDG9	.CLAMP.....	1	
	204-175-456-1	.CABLE ASSY.....	1	D
- 21	NAS679A3	.NUT (AP).....	1	
	AN960PD10L	.WASHER (AP).....	1	
	MS35207-263	.SCREW (AP).....	1	
	MS21919WDG6	.CLAMP (AP).....	1	
	MS25036-3	.TERMINAL.....	5	
- 22	14050	.CONNECTOR (00781).....	1	
- 23	14321	.CONNECTOR (00781).....	1	
- 24	15912	.CONNECTOR (00781).....	1	
	204-175-457-1	.CABLE ASSY.....	1	D
- 25	NAS679A3	.NUT (AP).....	7	
	AN960PD10L	.WASHER (AP).....	7	
	MS35207-263	.SCREW (AP).....	7	
- 26	AN743-12	.BRACKET (AP).....	1	
- 27	MS35207-267	.SCREW (AP).....	3	
	NAS43DD3-32	.SPACER (AP).....	3	
- 28	MS21919DG3	.CLAMP (AP).....	9	
- 29	MS35489-15	.GROMMET (AP).....	1	
- 30	MS35489-5	.GROMMET (AP).....	1	
- 31	KC59-127	.CONNECTOR (19212).....	1	D
- 32	31-2354	.CONNECTOR (02660) (WHEN EXHAUSTED USE..... KA59-83)	1	D
	KA59-83	.CONNECTOR (19212) (USE 31-2354 UNTIL..... EXHAUSTED)	1	D
- 33	NAS679A3	.NUT.....	3	
	AN960PD10L	.WASHER.....	3	
	MS35207-263	.SCREW.....	3	
- 34	AN743-12	.BRACKET.....	1	
- 36	MS21919WDG10	.CLAMP.....	5	
	204-175-457-5	.CABLE ASSY.....	1	D

Section II
Group Assembly Parts List

T.O. 1H-1(U)F-4

(1) FIGURE & INDEX NUMBER	(2) PART NUMBER	(3) DESCRIPTION	(4) UNIT PER ASSY	(5) USABLE ON CODE
146 - 37	MS3126E10-26SW	..CONNECTOR.....	1	D
- 38	MS3126E16-26S	..CONNECTOR.....	1	
	204-075-517-3	..EQUIPMENT INSTL.....	1	D
	204-075-470-1	..CABLE ASSY.....	1	
- 39	NAS679A3	..NUT (AP).....	4	
	AN960PD10L	..WASHER (AP).....	4	
	MS35207-263	..SCREW (AP).....	4	
	MS21919WDG5	..CLAMP (AP).....	4	
	MS25036-2	..TERMINAL.....	14	
	MS25036-3	..TERMINAL.....	1	
- 40	MS3057-8A	..ADAPTER.....	1	
- 41	MS3057-10A	..ADAPTER.....	1	
- 42	MS3057-12A	..ADAPTER.....	2	
- 43	MS3106A16S1S	..PLUG.....	1	
- 44	MS3106A18-1S	..PLUG.....	1	
- 45	MS3106A20-27S	..PLUG.....	1	
- 46	MS3108B20-29SC	..PLUG.....	1	
- 47	158-100	..RELAY ASSY (96182) (BHT SPECIFICATION..... CONTROL DRAWING 204-075-363-1)	1	
	452-100	..RELAY ASSY (96182) (BHT SPECIFICATION..... CONTROL DRAWING 204-075-363-1 (ALT))	1	
- 48	NAS679A3	..NUT (AP).....	4	
	AN960PD10L	..WASHER (AP).....	4	
	MS35207-263	..SCREW (AP).....	4	
- 49	204-075-369-157	..DECAL, RELAY AC-DC PWR INTERLOCK.....	1	
- 50	204-075-369-89	..DECAL, CV265/ARN30A SIGNAL DATA CONVERTER.....	1	
- 51	204-075-369-113	..DECAL, R-1021/ARN30D VHF RCVR.....	1	
- 52	CV265/ARN30A	..CONVERTER (80058) (AERNO 81-2500)(GFE).....	1	
	R1021/ARN30	..RECEIVER (80058) (AERNO 81-8104)(GFE).....	1	
	PP2792/ARN30	..DYNAVERTER (80058) (AERNO 81-2941)(GFE).....	1	
	MT1174/ARN30A	..MOUNT (80058) (AERNO 81-4405)(GFE).....	1	
- 53	204-075-350-5	..RACK ASSY.....	1	
- 54	MS35207-263	..SCREW (AP).....	4	
	AN960PD10L	..WASHER (AP).....	4	
- 55	204-075-351-3	..DECAL, MODIFIED FOR USE WITH B-18A RMI... CONVERTER	1	
- 56	204-075-369-93	..DECAL, TYPE A-2 AMPLIFIER J-2 COMPASS.....	1	
- 57	NAS679A3	..NUT.....	1	
	AN960PD10L	..WASHER.....	2	
	MS35207-263	..SCREW.....	1	
- 58	NAS679A3	..NUT.....	2	
	AN960PD10L	..WASHER.....	2	
	MS35207-263	..SCREW.....	2	
	AN743-10	..BRACKET.....	1	
	MS21919WDG9	..CLAMP.....	1	
- 59	TYPE A2	..AMPLIFIER (80058) (AERNO 60-1702)(GFE).... (MTL-A-6589)	1	
	653278	..AMPLIFIER (56232) (PREFERRED ITEM FOR.... UH-1F)	1	
- 60	204-075-369-95	..DECAL, TYPES-3A OR S-38 CONT J-2 COMPASS..	1	
- 61	TYPE S3A	..GYRO, CONTROL (80058) (AERNO 60-1480)(GFE). (MTL-C-6231)	1	
- 62	MS21042L4	..NUT (AP).....	1	
	AN960D416	..WASHER (AP).....	2	
	AN4-6A	..BOLT (AP).....	1	
- 63	MS21042L4	..NUT.....	3	
	AN960PD416	..WASHER.....	6	
	AN4-6A	..BOLT.....	3	
- 64	NAS679A3	..NUT.....	2	
	AN960PD10L	..WASHER.....	2	
	MS35207-263	..SCREW.....	2	
	MS21919WDG5	..CLAMP.....	1	
	AN743-12	..BRACKET.....	1	
- 65	NAS679A3	..NUT.....	2	
	AN960D10L	..WASHER.....	1	
	MS35207-263	..SCREW.....	2	
	MS21919WDG9	..CLAMP.....	1	
	AN743-12	..BRACKET.....	1	
- 66	21756	..MOUNT, ARC TYPE M-40-A (GFE) (00781).....	1	

(1) FIGURE & INDEX NUMBER	(2) PART NUMBER	(3) DESCRIPTION	(4) UNIT PER ASSY	(5) USABLE ON CODE
146 - 67 - 68 - 69	MS21042L06 AN960D6L MS35206-230 24980 204-075-369-99	..NUT..... ..WASHER..... ..SCREW..... ..CONVERTER, RMI (00781) (CV-1275/ARN) (GFE) ..DECAL, TYPE B-18-A..... CODING EXPLANATION CODE SERIAL NUMBERS A 63-13143 THRU 63-13165 B 64-15476 THRU 64-15501 C 65-7911 THRU 66-1224 D 63-13143 THRU 66-1224	8 8 8 1 1	

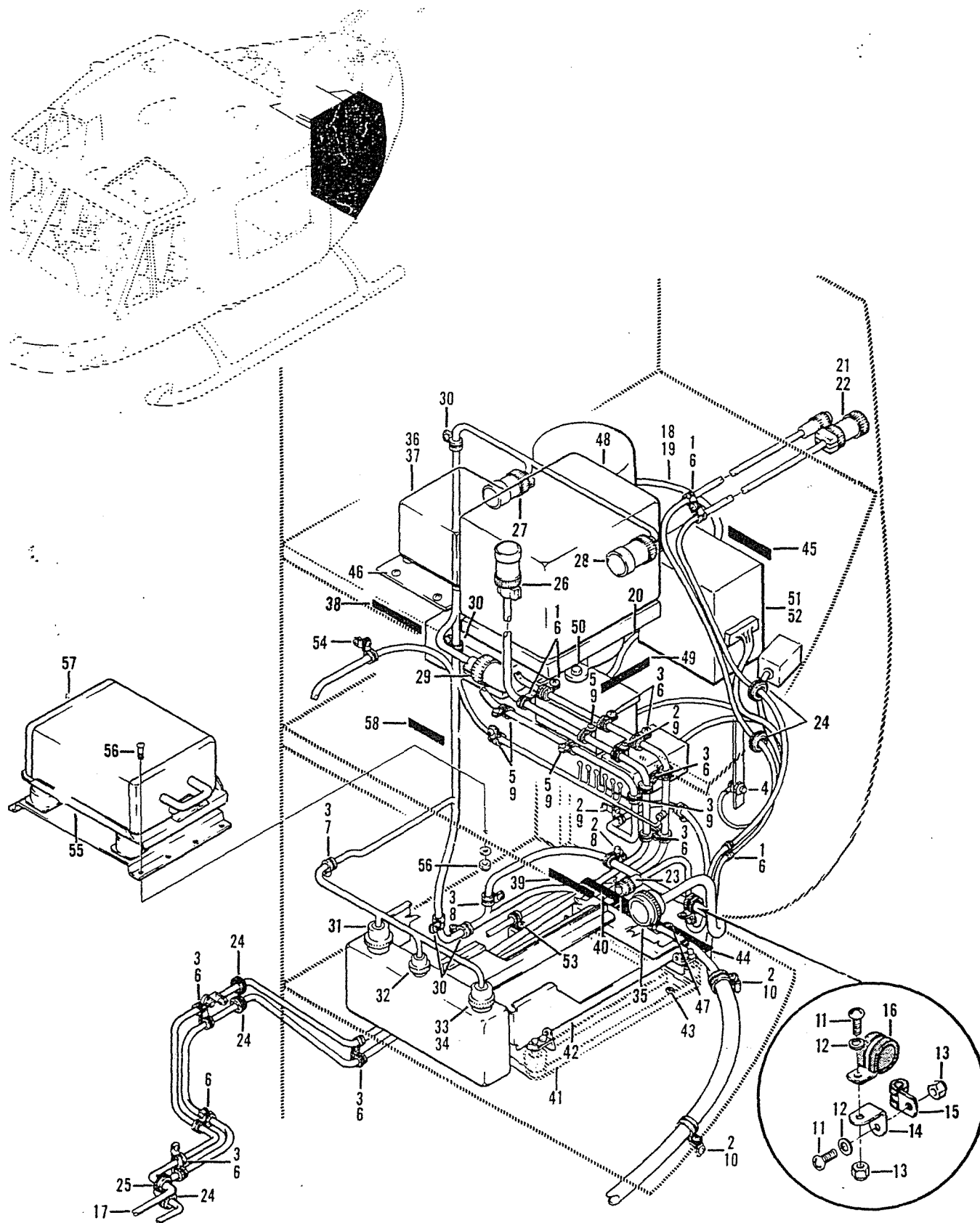


Figure 147. Communications Installation, Forward Section

(1) FIGURE & INDEX NUMBER	(2) PART NUMBER	(3) DESCRIPTION	(4) UNIT PER ASSY	(5) USABLE ON CODE
147 -	204-075-086-1	COMMUNICATIONS INSTL, FWD (SEE FIG. 136, 139, 141 AND 148 FOR BALANCE OF BREAKDOWN) (SEE FIG. 136 FOR NHA)	REF	A
- 1	MS35207-263	.SCREW.....	8	
	AN960PD10L	.WASHER.....	8	
	NAS679A3	.NUT.....	8	
	20-032-1	.BRACKET.....	4	
- 2	MS35207-263	.SCREW.....	10	
	AN960PD10L	.WASHER.....	10	
	NAS679A3	.NUT.....	10	
	AN743-12	.BRACKET.....	5	
- 3	MS35207-263	.SCREW.....	10	
	AN960PD10L	.WASHER.....	10	
	NAS679A3	.NUT.....	10	
- 4	MS35207-263	.SCREW.....	1	
	AN960D10L	.WASHER.....	2	
	NAS679A3	.NUT.....	1	
- 5	MS35207-267	.SCREW.....	4	
	NAS43DD3-32	.SPACER.....	4	
- 6	MS21919DG3	.CLAMP.....	21	
- 7	MS21919WDG6	.CLAMP.....	1	
- 8	MS21919WDG9	.CLAMP.....	1	
- 9	MS21919WDG10	.CLAMP.....	7	
- 10	MS21919WDG12	.CLAMP.....	2	
- 11	MS35207-263	.SCREW.....	2	
- 12	AN960PD10L	.WASHER.....	2	
- 13	NAS679A3	.NUT.....	2	
- 14	AN743-12	.BRACKET.....	1	
- 15	MS21919DG3	.CLAMP.....	1	
- 16	MS21919WDG9	.CLAMP.....	1	
- 17	204-075-978-23	.CABLE ASSY.....	REF	A
	KC59-125	.CONNECTOR (19212).....	1	
	130-005-7-2	.TUBE, INSUL.....	1	
	204-175-473-3	.CABLE ASSY.....	REF	A
- 18	DPA24C2-3352	.CONNECTOR (71468).....	1	A
- 19	UG201AU	.ADAPTER (02660).....	1	A
	UGR8CU	.CONNECTOR (02660).....	1	A
- 20	204-075-978-21	.CABLE ASSY.....	1	A
	KC59-125	.CONNECTOR (19212).....	2	
	130-005-7-2	.TUBE, INSUL.....	2	
	204-075-978-9	.CABLE ASSY.....	1	
- 21	KC59-126	.CONNECTOR (19212).....	1	
- 22	KC59-125	.CONNECTOR (19212).....	1	
	204-075-999-3	.CABLE ASSY.....	1	
- 23	16115	.CONNECTOR (00781).....	1	
- 24	MS35489-5	.GROMMET.....	5	
- 25	MS35489-15	.GROMMET.....	1	
	204-075-560-3	.EQUIPMENT INSTL.....	1	A
	204-175-456-7	.CABLE ASSY.....	1	A
- 26	14050	.CONNECTOR (00781).....	1	
- 27	14321	.CONNECTOR (00781).....	1	
- 28	15912	.CONNECTOR (00781).....	1	
- 29	22448	.CONNECTOR (00781).....	1	A
	MS25036-3	.TERMINAL.....	5	
	204-075-470-1	.CABLE ASSY.....	1	
- 30	NAS679A3	.NUT (AP).....	4	
	AN960PD10L	.WASHER (AP).....	4	
	MS35207-263	.SCREW (AP).....	4	
	MS21919WDG5	.CLAMP (AP).....	4	
	MS25036-2	.TERMINAL.....	14	
	MS25036-3	.TERMINAL.....	1	
- 31	MS3057-8A	.ADAPTER.....	1	
	MS3106A16S15	.PLUG.....	1	
- 32	MS3057-10A	.ADAPTER.....	1	
	MS3106A18-15	.PLUG.....	1	
- 33	MS3057-12A	.ADAPTER.....	2	
- 34	MS3106A20-27S	.PLUG.....	1	
- 35	MS3108820-29SC	.PLUG.....	1	
- 36	158-100	.RELAY ASSY (96132) (BHT SPECIFICATION).....	1	

[illegible]

CONCLUSIONS

(1) FIGURE & INDEX NUMBER	(2) PART NUMBER	(3) DESCRIPTION	(4) UNIT PER ASSY	(5) USABLE ON CODE
147 -	452-100	CONTROL DRAWING 204-075-363-1) ..RELAY ASSY (96182) (BHT SPECIFICATION..... CONTROL DRAWING 204-075-363-1 (ALT))	1	
- 37	NAS679A3	..NUT (AP).....	4	
	AN960PD10L	..WASHER (AP).....	4	
	MS35207-263	..SCREW (AP).....	4	
- 38	204-075-369-157	..DECAL, RELAY AC-DC PWR INTERLOCK (13904)..	1	
- 39	204-075-369-89	..DECAL, CV265ARN30A SIGNAL DATA CONVERTER..	1	
- 40	204-075-369-113	..DECAL, R1021ARN30D VHF RCVR.....	1	
- 41	CV265ARN30A	..CONVERTER (80058) (AERNO 81-2500)(GFE)....	1	
	R1021ARN30D	..RECEIVER (80058) (AERNO 81-8104)(GFE).....	1	
	PP2792ARN30D	..DYNVERTER (80058) (AERNO 81-2941)(GFE)....	1	
	MT1174ARN30A	..MOUNT (AERNO 81-4405) (GFE) (80058).....	1	
- 42	204-075-350-5	..RACK ASSY.....	1	
	MT1175/ARN30	..MOUNT (80058) (CAN BE USED IN LIEU OF P/N. 204-075-350 -5 WHEN 818 CONVERTER IS USED IN THE TH-1F HELICOPTER	1	
- 43	MS35207-263	..SCREW (AP).....	4	
	AN960PD10L	..WASHER (AP).....	4	
- 44	204-075-351-3	..DECAL, MODIFIED FOR USE WITH B-18A RMI... CONVERTER	1	
- 45	204-075-369-93	..DECAL, TYPE A-2 AMPLIFIER J-2 COMPASS.....	1	
- 46	NAS679A3	..NUT.....	1	
	AN960PD10L	..WASHER.....	2	
	MS35207-263	..SCREW.....	1	
- 47	NAS679A3	..NUT.....	2	
	AN960PD10L	..WASHER.....	2	
	MS35207-263	..SCREW.....	2	
	AN743-12	..BRACKET.....	1	
	MS21919WDG9	..CLAMP.....	1	
- 48	TYPE A2	..AMPLIFIER (GFE) (80058) (AERNO 60-1702).... (MIL-A-6589)	1	
- 49	204-075-369-95	..DECAL, TYPE S3A OR S3B CONT J-2 COMPASS...	1	
- 50	MS21042L4	..NUT.....	1	
	AN960D416	..WASHER.....	2	
	AN4-6A	..BOLT.....	1	
- 51	TYPE S3A	..GYRO, CONTROL (GFE) (80058) (AERNO..... 60-1480)(MIL-C-6231)	1	
- 52	MS21042L4	..NUT (AP).....	3	
	AN960PD416	..WASHER (AP).....	6	
	AN4-6A	..BOLT (AP).....	3	
- 53	NAS679A3	..NUT.....	2	
	AN960PD10L	..WASHER.....	2	
	MS35207-263	..SCREW.....	2	
	MS21919WDG5	..CLAMP.....	1	
	AN743-12	..BRACKET.....	1	
- 54	NAS679A3	..NUT.....	2	
	AN960D10L	..WASHER.....	1	
	MS35207-263	..SCREW.....	2	
	MS21919WDG9	..CLAMP.....	1	
	AN743-12	..BRACKET.....	1	
- 55	21756	..MOUNT, TYPE 40A (GFE) (00781).....	1	
- 56	MS21042L06	..NUT (AP).....	8	
	AN960D6L	..WASHER (AP).....	8	
	MS35206-230	..SCREW (AP).....	8	
- 57	35320	..CONVERTER, RMI (00781).....	1	
- 58	204-075-369-99	..DECAL.....	1	
		CODING EXPLANATION		
		CODE SERIAL NUMBERS		
		A 66-1225 AND SUBSEQUENT		

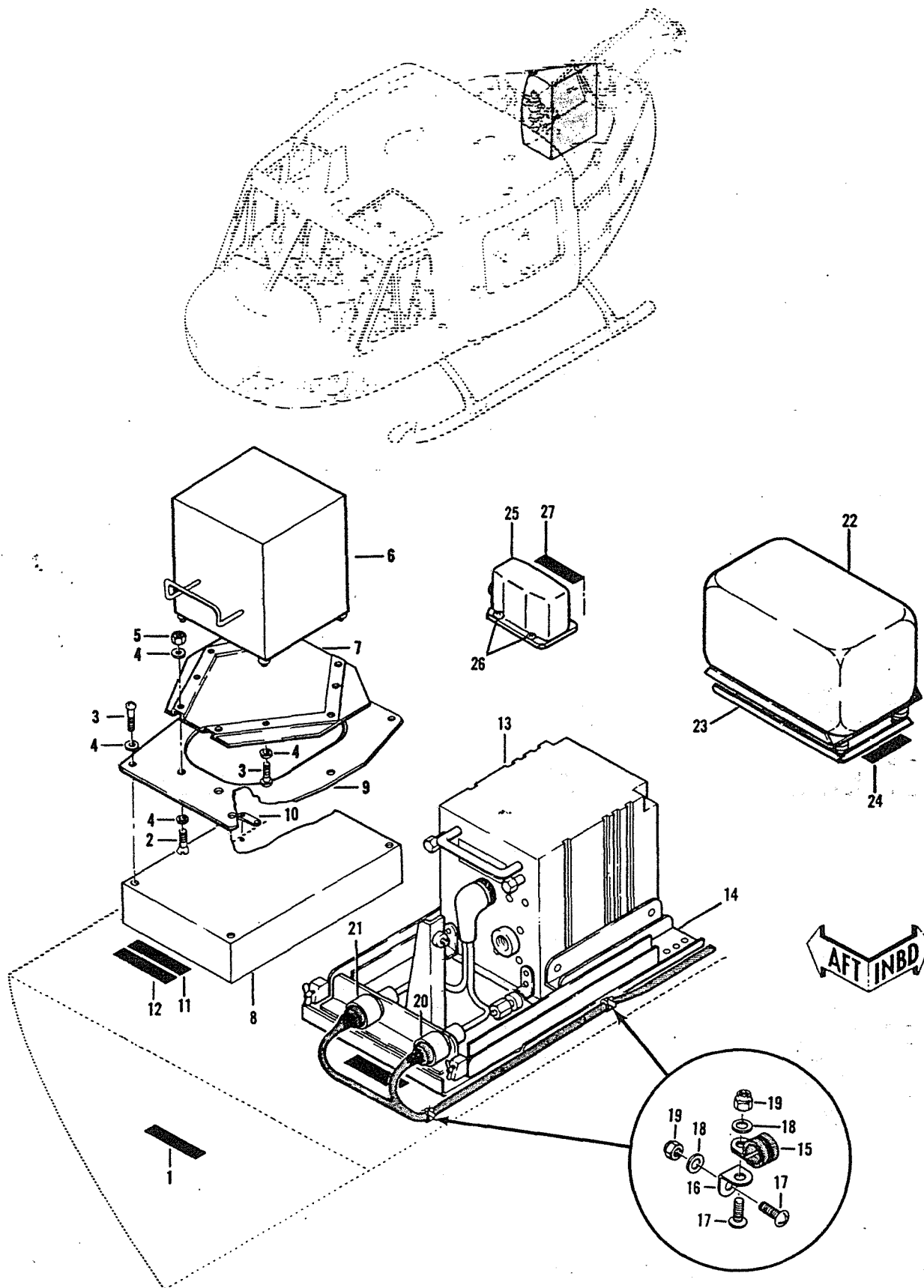


Figure 148. Communications Installation, Forward Section (UH Model)

(1) FIGURE & INDEX NUMBER	(2) PART NUMBER	(3) DESCRIPTION	(4) UNIT PER ASSY	(5) USABLE ON CODE
148 -	204-075-086-1	COMMUNICATIONS INSTL, FWD (SEE FIG. 136,..... 139, 141 AND 147 FOR BALANCE OF BREAKDOWN) (SEE FIG. 136 FOR NHA)	REF	A
- 1	204-075-391-7	..COMMUNICATIONS INSTL.....	1	A
- 2	204-075-369-175	..DECAL.....	1	
- 3	MS24693-270	..SCREW.....	6	
- 4	MS35207-263	..SCREW.....	8	
- 5	AN960PD10L	..WASHER.....	14	
- 6	NAS679A3	..NUT.....	6	
- 7	AM3624ARA50	..RELAY AMP (GFE) (80058).....	1	A
- 8	MT1955ARA50	..MOUNT (GFE) (80058).....	1	A
- 9	AM3969AR	..PRE AMP (GFE) (80058).....	1	A
- 10	204-075-597-1	..PLATE, MOUNTING.....	1	A
- 11	120-050-3	..STRIP, BONDING.....	1	
- 12	204-075-369-217	..DECAL.....	1	A
- 13	204-075-369-227	..DECAL.....	1	A
- 14	RT11145/ARC 164(v)	..RECEIVER - TRANSMITTER (GFE).....	1	
- 15	MT-4708/ARC 164(v)	..MOUNT (GFE).....	1	
- 16	MS21919WDG8	..CLAMP (AP).....	2	
- 17	AN743-12	..BRACKET (AP).....	2	
- 18	MS35207-263	..SCREW.....	6	
- 19	AN960PD10L	..WASHER (AP).....	6	
- 20	NAS679A3	..NUT.....	7	
- 21	MS3116E16-26S	..CONNECTOR.....	1	
- 22	MS3116E16-26SW	..CONNECTOR.....	1	
- 23	TYPE MD1	..GYROSCOPE.....	1	
- 24	2308038-1	..MOUNT.....	1	
- 25	204-075-197-117	..DECAL, MD-1 GYRO.....	1	
- 26	TYPE MC1	..GYRO RATE SWITCHING.....	1	
- 27	MS35206-245	..SCREW.....	4	
	204-075-197-41	..DECAL.....	1	
		CODING EXPLANATION		
		CODE SERIAL NUMBER		
		A 66-1225 AND SUBSEQUENT		

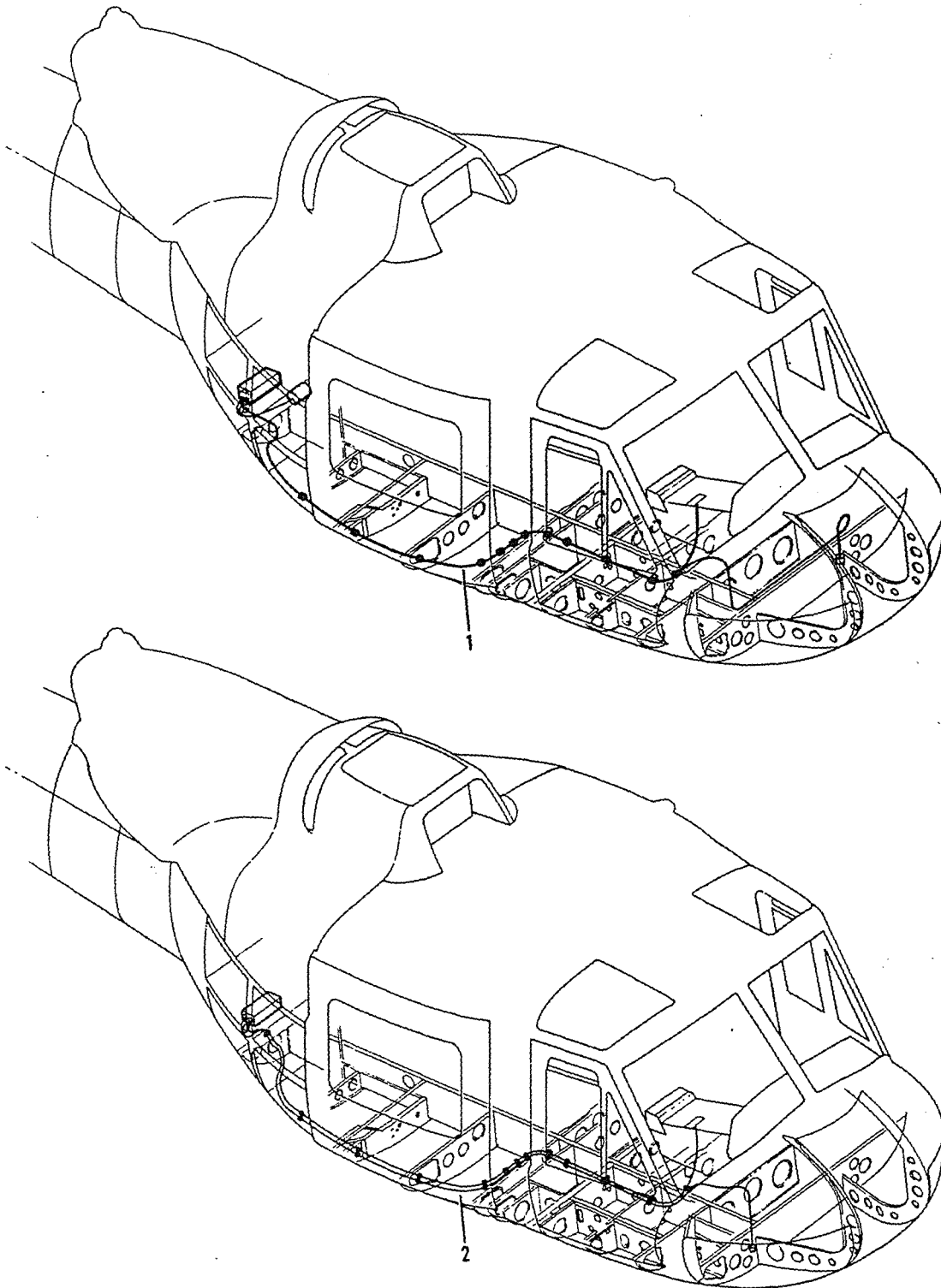


Figure 149. AN/APX-72 Cable Systems TH-1F and UH-1F

(1) FIGURE & INDEX NUMBER	(2) PART NUMBER	(3) DESCRIPTION	(4) UNIT PER ASSY	(5) USABLE ON CODE
149 - 1	795-5089-001	AN/APX-72 CABLE SYSTEM, TH-1F (80058) (SEE... FIG. 150 FOR DETAIL BREAKDOWN)	1	A
- 2	795-5088-001	AN/APX-72 CABLE SYSTEM, UH-1F (80058) (SEE... FIG. 151 FOR DETAIL BREAKDOWN)	1	B
CODING EXPLANATION				
CODE SERIAL NUMBERS				
A 66-1249 THRU 66-1250				
B 66-1219 THRU 66-1220				

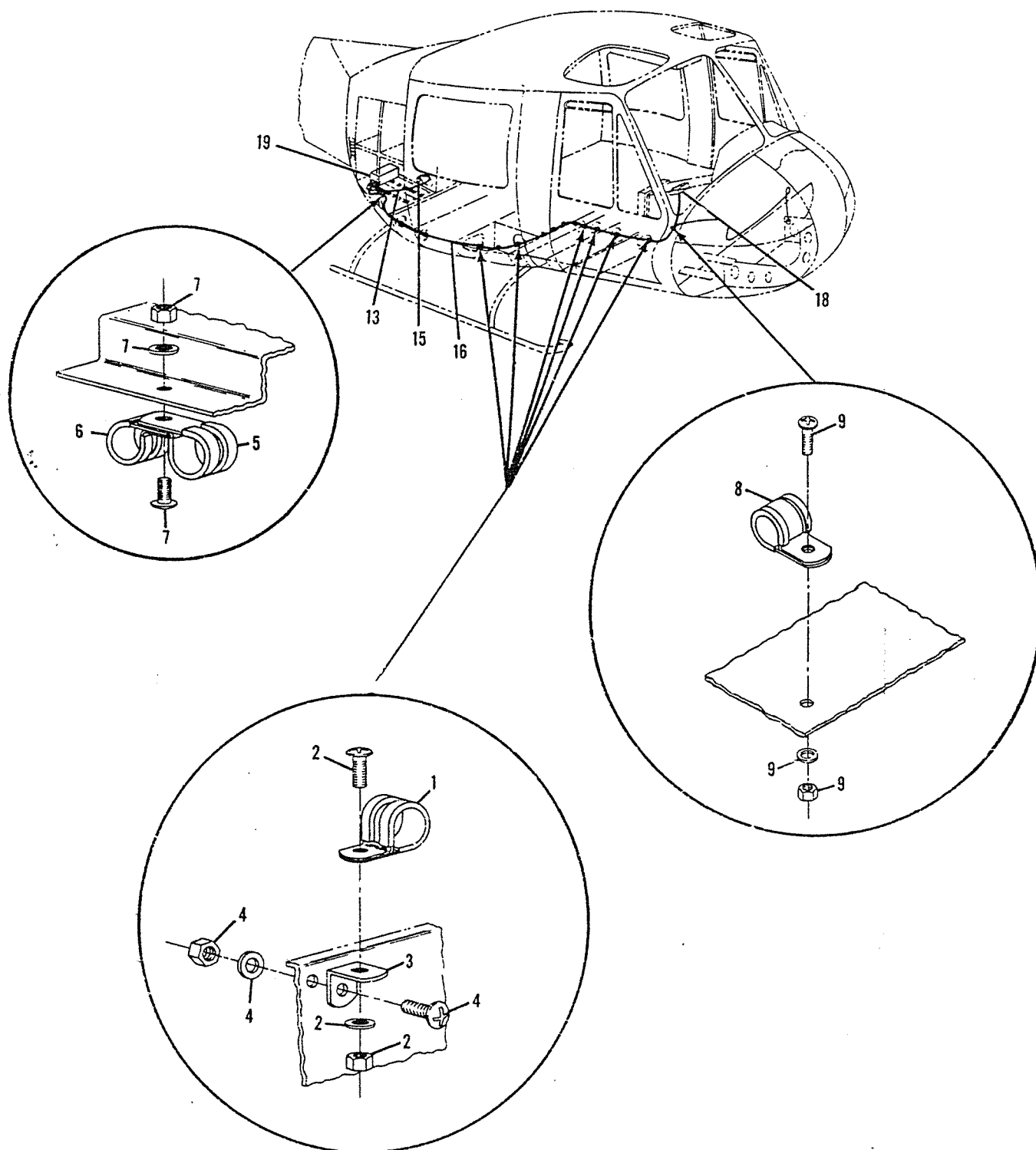


Figure 150. AN/APX-72 Cable System TH-1F (Sheet 1 of 2)

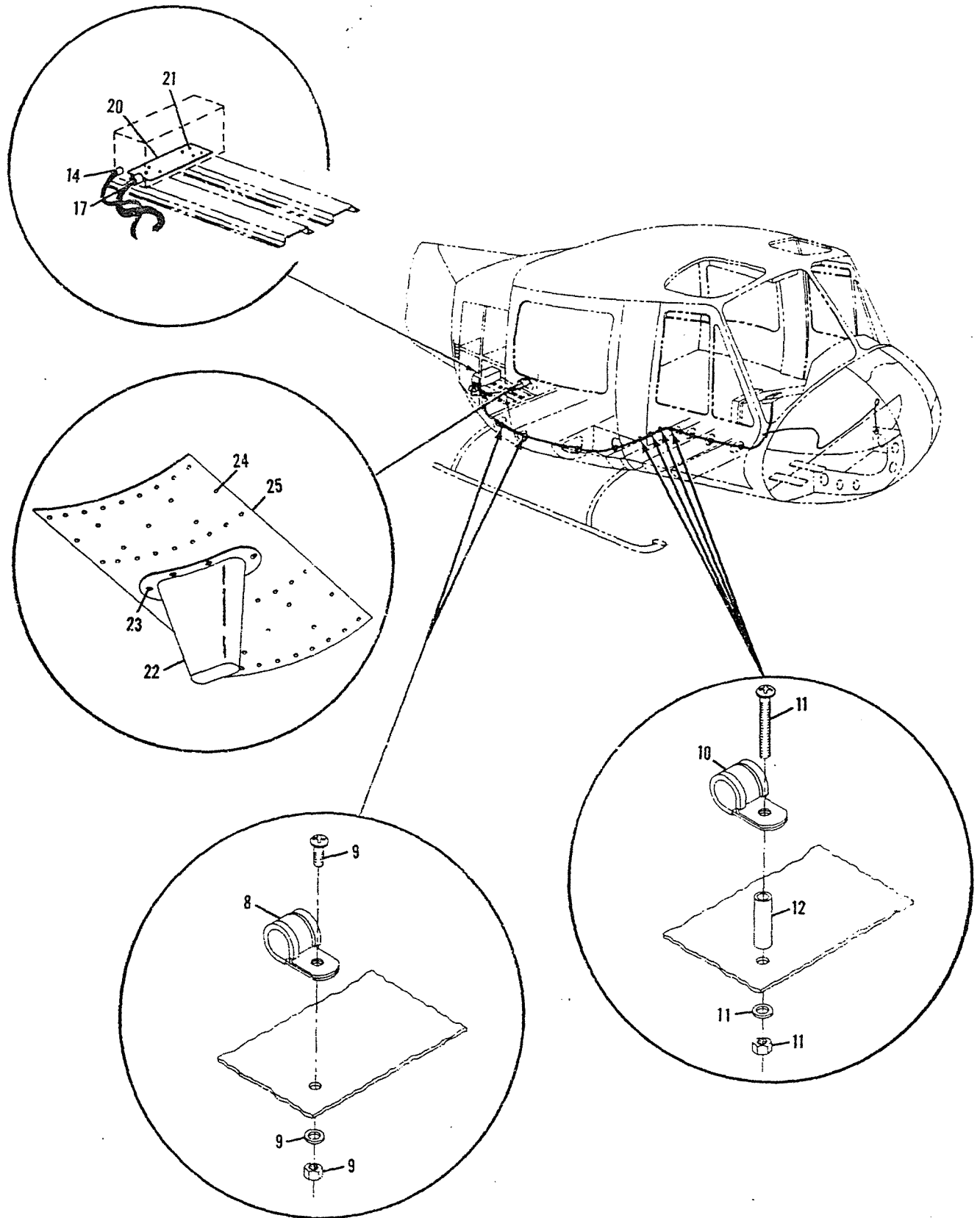


Figure 150. AN/APX-72 Cable System TH-1F (Sheet 2 of 2)

(1) FIGURE & INDEX NUMBER	(2) PART NUMBER	(3) DESCRIPTION	(4) UNIT PER ASSY	(5) USABLE ON CODE
150 -	795-5089-001	AN/APX-72 CABLE SYSTEM, TH-1F (80058) (SEE... FIG. 149 FOR NHA)	REF	A
- 1	MS21919DG10	.CLAMP, CUSHION.....	9	
- 2	MS35207-263	.SCREW (AP).....	9	
	AN960-10	.WASHER, FLAT (AP).....	9	
	MS21044N3	.NUT, SELF LOCKING (AP).....	9	
- 3	AN743-12	.BRACKET, SUPPORT, CLAMP.....	9	
- 4	MS35207-263	.SCREW (AP).....	9	
	AN960-10	.WASHER, FLAT (AP).....	9	
	MS21044N3	.NUT, SELF LOCKING (AP).....	9	
- 5	MS21919DG10	.CLAMP, CUSHION.....	1	
- 6	MS21919DG8	.CLAMP, CUSHION.....	1	
- 7	MS35207-263	.SCREW (AP).....	1	
	AN960-10	.WASHER, FLAT (AP).....	1	
	MS21044N3	.NUT, SELF LOCKING (AP).....	1	
- 8	MS21919DG10	.CLAMP, CUSHION.....	3	
- 9	MS35207-263	.SCREW (AP).....	3	
	AN960-10	.WASHER, FLAT (AP).....	3	
	MS21044N3	.NUT, SELF LOCKING (AP).....	3	
- 10	MS21919DG10	.CLAMP, CUSHION.....	4	
- 11	MS35207-268	.SCREW (AP).....	4	
	AN960-10	.WASHER, FLAT (AP).....	4	
	MS21044N3	.NUT, SELF LOCKING (AP).....	4	
- 12	NO NUMBER	.STANDOFF.....	4	
- 13	NO NUMBER	.CABLE.....	1	
- 14	UG598/U	.CONNECTOR, PLUG (80058).....	1	
- 15	UG1185U	.CONNECTOR, PLUG (80058).....	1	
- 16	NO NUMBER	.CABLE.....	1	
- 17	DPJ59C10-34SA	.CONNECTOR, PLUG (71468).....	1	
- 18	MS24266R22B55S	.CONNECTOR, PLUG.....	1	
- 19	402340C0503	.RECEIVER/TRANSMITTER (24384).....	1	
- 20	MT3809/APX72	.MOUNT, HARD (80058).....	1	
- 21	MS51960-83	.SCREW (AP).....	5	
	AN960-416	.WASHER, FLAT (AP).....	5	
	AN960C416	.WASHER, LOCK (AP).....	5	
	MS21044N4	.NUT, SELF LOCKING (AP).....	5	
- 22	AT741B/A	.ANTENNA, AT-741/A (80058).....	1	
- 23	MS24963-29	.SCREW (AP).....	6	
	AN960-6	.WASHER, FLAT (AP).....	6	
	MS21044N06	.NUT, SELF LOCKING (AP).....	6	
- 24	MS20470AD4-5	.RIVET, UNIVERSAL.....	50	
- 25	785-4207-001	.DOUBLER, ANTENNA (80058).....	1	
		CODING EXPLANATION		
		CODE SERIAL NUMBER		
		A 66-1249 THRU 66-1250		

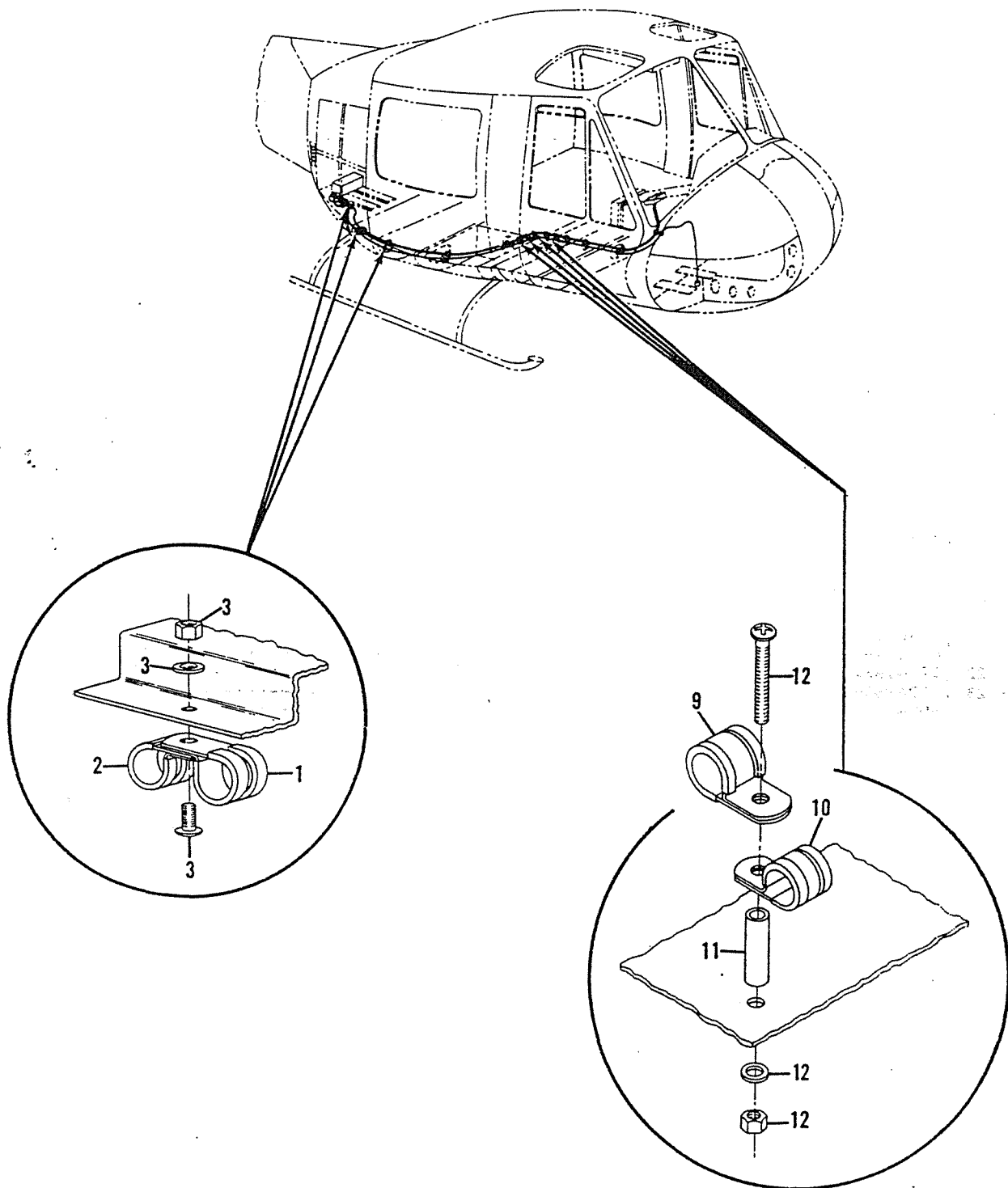


Figure 151. AN/APX-72 Cable System UH-1F (Sheet 1 of 2)

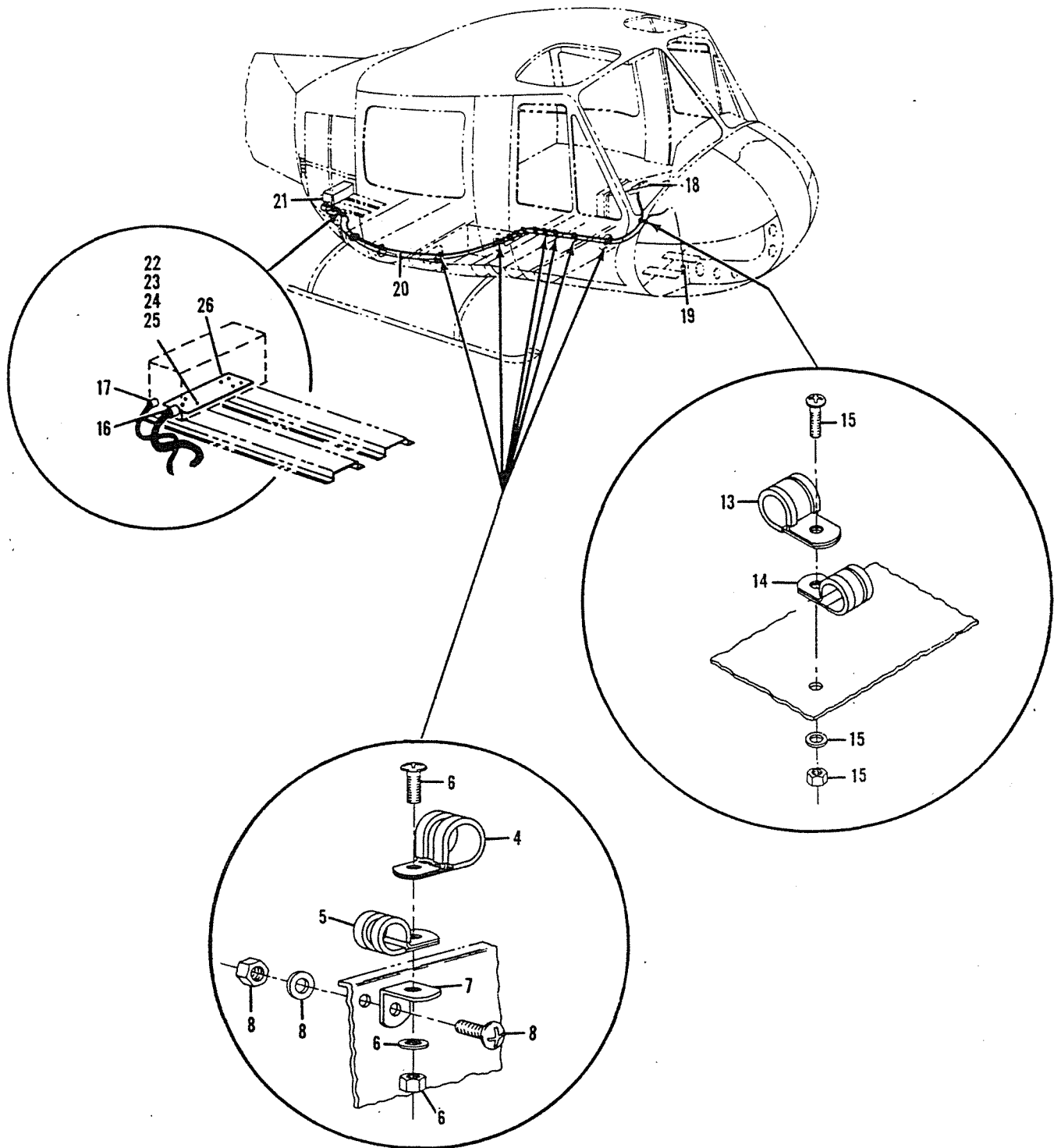


Figure 151. AN/APX-72 Cable System UH-1F (Sheet 2 of 2)

2-485/(2-486 blank)

(1) FIGURE & INDEX NUMBER	(2) PART NUMBER	(3) DESCRIPTION	(4) UNIT PER ASSY	(5) USABLE ON CODE
151 - - 1 - 2 - 3 - 4 - 5 - 6 - 7 - 8 - 9 - 10 - 11 - 12 - 13 - 14 - 15 - 16 - 17 - 18 - 19 - 20 - 21 - 22 - 23 - 24 - 25 - 26	795-5088-001 MS21919DG10 MS21919DG8 MS35207-263 AN960-10 MS21044N3 MS21919DG10 MS21919DG8 MS35207-263 AN960-10 MS21044N3 AN743-12 MS35207-263 AN960-10 MS21044N3 MS21919DG10 MS21919DG8 NO NUMBER MS35207-268 AN960-10 MS21044N3 MS21919DG10 MS21919DG8 MS35207-263 AN960-10 MS21044N3 OPJ59C10-34SA UG1185U MS24266R22B55S UG598U NO NUMBER 402340C0503 MS5960-83 AN960-416 AN960C416 MS21044N4 MT3809/APX72	AN/APX-72 CABLE SYSTEM,UH-1F (80058) (SEE... FIG. 149 FOR NHA) .CLAMP, CUSHION..... .CLAMP, CUSHION..... .SCREW (AP)..... .WASHER, FLAT (AP)..... .NUT, SELF LOCKING (AP)..... .CLAMP, CUSHION..... .CLAMP, CUSHION..... .SCREW (AP)..... .WASHER, FLAT (AP)..... .NUT, SELF LOCKING (AP)..... .BRACKET, SUPPORT, CLAMP..... .SCREW (AP)..... .WASHER, FLAT (AP)..... .NUT, SELF LOCKING (AP)..... .CLAMP, CUSHION..... .CLAMP, CUSHION..... .STANDOFF..... .SCREW (AP)..... .WASHER, FLAT (AP)..... .NUT, SELF LOCKING (AP)..... .CLAMP, CUSHION..... .CLAMP, CUSHION..... .SCREW (AP)..... .WASHER, FLAT (AP)..... .NUT, SELF LOCKING (AP)..... .CONNECTOR (71468)..... .CONNECTOR (80058)..... .CONNECTOR..... .CONNECTOR (80058)..... .CABLE..... .RECEIVER/TRANSMITTER (80058)..... .SCREW..... .WASHER, FLAT..... .WASHER, LOCK..... .NUT, SELF LOCKING..... .MOUNT,HARD (80058).....	REF 3 3 3 3 6 6 6 6 6 6 6 6 4 4 4 4 4 4 4 4 1 1 1 1 1 1 1 1 1 5 5 5 5 1	B
		CODING EXPLANATION CODE SERIAL NUMBERS B 63-13143 THRU 63-13165		

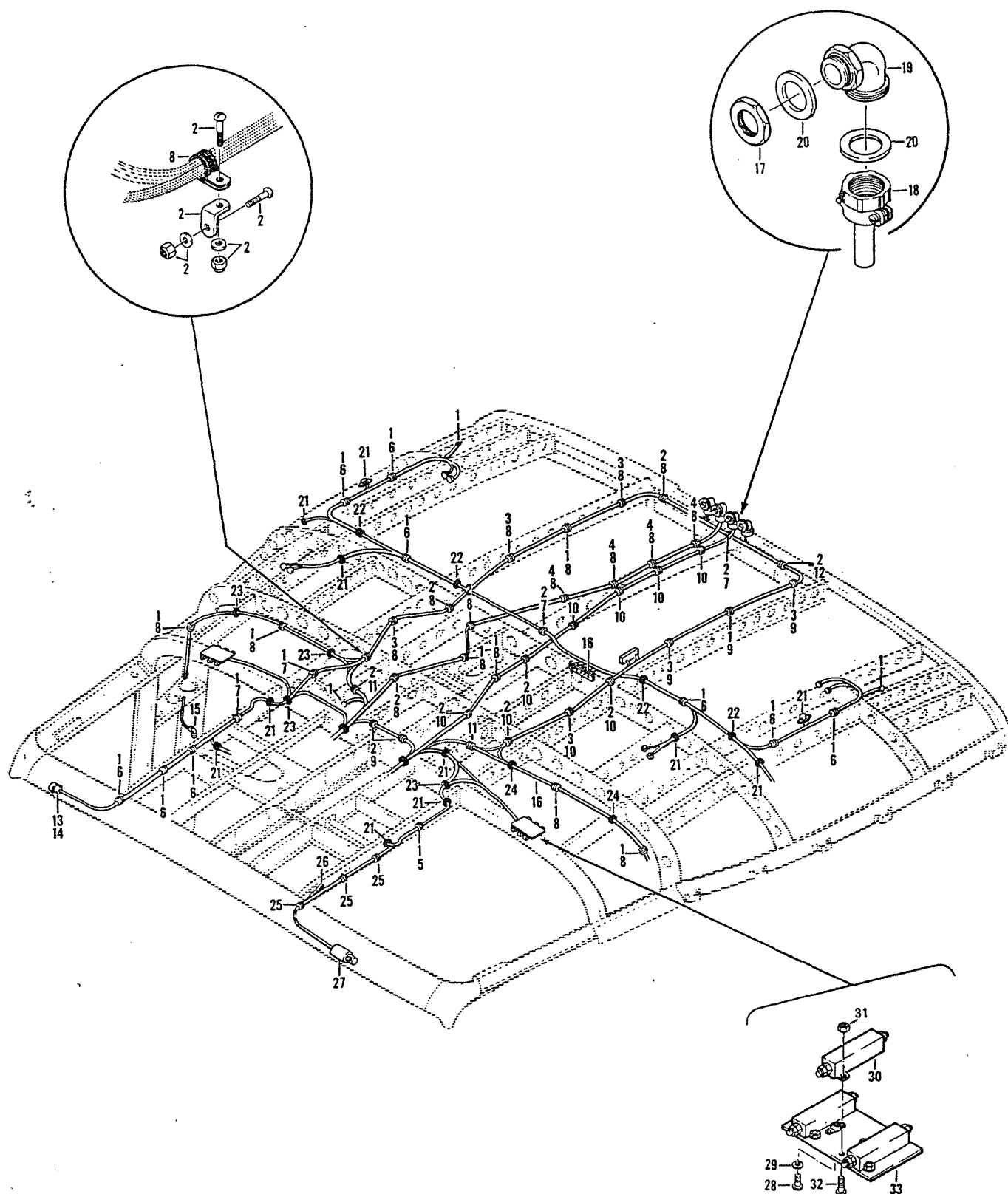


Figure 152. Electrical Installation, Forward Section Roof

(1) FIGURE & INDEX NUMBER	(2) PART NUMBER	(3) DESCRIPTION	(4) UNIT PER ASSY	(5) USABLE ON CODE
152 -	204-200-021-1	SECTION ASSY, HELICOPTER FWD (SEE FIG. 58,... 60, 62, 64, 66, 67, 75, 78, 79 80, 81, 83, 88, 97, 105, 106, 109, 117, 127, 128, 135 AND 183 FOR BALANCE OF BREAKDOWN)	REF	A
	204-200-021-5	SECTION ASSY, HELICOPTER FWD (SEE FIG. 58,... 60, 62, 64, 66, 67, 75, 78, 79, 80, 81, 83, 88, 97, 105, 106, 109, 117, 127, 128, 135 AND 183 FOR BALANCE OF BREAKDOWN)	REF	B
	204-200-021-7	SECTION ASSY, HELICOPTER FWD (SEE FIG. 58,... 60, 62, 64, 66, 67, 75, 78, 79, 80, 81, 83, 88, 97, 105, 106, 109, 117, 127, 128, 135 AND 183 FOR BALANCE OF BREAKDOWN)	REF	C
	204-200-021-3	SECTION ASSY, HELICOPTER FWD (SEE FIG. 58,... 60, 62, 64, 66, 67, 75, 78, 79, 80, 81, 83, 88, 97, 105, 106, 109, 117, 127 128, 135 AND 183 FOR BALANCE OF BREAKDOWN)	REF	D
	204-200-021-11	SECTION ASSY, HELICOPTER FWD (SEE FIG. 58,... 60, 62, 64, 66, 67, 75, 77, 78, 79, 80, 81, 83, 88, 97, 105, 106, 109, 117, 127, 128, 135 AND 183 FOR BALANCE OF BREAKDOWN)	REF	E
	204-200-021-13	SECTION ASSY, HELICOPTER FWD (SEE FIG. 58,... 60, 62, 64, 66, 67, 75, 77, 78, 79, 80, 81, 83, 88, 97, 105, 106, 109, 117, 127, 128, 135 AND 183 FOR BALANCE OF BREAKDOWN)	REF	F
	204-200-021-15	SECTION ASSY, HELICOPTER FWD (SEE FIG. 58,... 60, 62, 64, 66, 67, 75, 77, 78, 79, 80, 81, 83, 88, 97, 105, 106, 109, 117, 127, 128, 135 AND 183 FOR BALANCE OF BREAKDOWN)	REF	G
	204-200-021-17	SECTION ASSY, HELICOPTER FWD (SEE FIG. 58,... 60, 62, 64, 66, 67, 75, 77, 78, 79, 80, 81, 83, 88, 97, 105, 106, 109, 117, 127, 128, 135 AND 183 FOR BALANCE OF BREAKDOWN)	REF	H
	204-200-021-19	SECTION ASSY, HELICOPTER FWD (SEE FIG. 58,... 60, 62, 64, 65, 66, 67, 75, 77, 78, 79, 80, 81, 83, 88, 97, 105, 106, 109, 117, 127, 128, 129, 136, 155, 183 AND 214 FOR BALANCE OF BREAKDOWN)	REF	J
	204-075-053-1	.ELECTRICAL INSTL, FWD SECTION ROOF (SEE.... FIG. 153, 154, 164, 165, 167, 168, 170, 173, 175, 176, 178, AND 181 FOR BALANCE OF BREAKDOWN) OF BREAKDOWN)	1	A
	204-075-065-1	.ELECTRICAL INSTL, FWD SECTION ROOF (SEE.... FIG. 153, 154, 164, 166, 167, 168, 171, 174, 175, 177, 178, 180 AND 181 FOR BALANCE OF BREAKDOWN)	1	K
	204-075-065-3	.ELECTRICAL INSTL, FWD SECTION ROOF (SEE.... FIG. 153, 154, 164, 166, 167, 168, 171, 174, 175, 177, 178, 180 AND 181 FOR BALANCE OF BREAKDOWN)	1	L
	204-075-065-5	.ELECTRICAL INSTL, FWD SECTION ROOF (SEE.... FIG. 153, 154, 164, 166, 167, 168, 171, 174, 175, 177, 178, 180 AND 181 FOR BALANCE OF BREAKDOWN)	1	M
	204-075-065-7	.ELECTRICAL INSTL, FWD SECTION ROOF (SEE.... FIG. 153, 154, 164, 166, 167, 168, 171, 174, 175, 177, 178, 180 AND 181 FOR BALANCE OF BREAKDOWN)	1	N
	204-075-065-9	.ELECTRICAL INSTL, FWD SECTION ROOF (SEE.... FIG. 153, 154, 164, 166, 167, 168, 171, 174, 175, 177, 178, 180 AND 181 FOR BALANCE OF BREAKDOWN)	1	P
	204-075-087-1	.ELECTRICAL INSTL, FWD SECTION ROOF (SEE.... FIG. 153, 155, 164, 166, 167, 169, 171, 174, 175, 177, 178, 180 AND 182 FOR BALANCE OF BREAKDOWN)	1	J
- 1	NAS679A3	..NUT.....	22	
	AN960PD10L	..WASHER.....	22	
	MS35207-263	..SCREW.....	22	
- 2	NAS679A3	..NUT.....	32	

Section II
Group Assembly Parts List

T.O. 1H-1(U)F-4

(1) FIGURE & INDEX NUMBER	(2) PART NUMBER	(3) DESCRIPTION	(4) UNIT PER ASSY	(5) USABLE ON CODE
152 -	AN960PD10L	..WASHER.....	32	
	MS35207-263	..SCREW.....	32	
	AN743-12	..BRACKET.....	16	
- 3	MS35207-263	..SCREW.....	7	
- 4	NAS679A3	..NUT.....	4	
	AN960PD10L	..WASHER.....	4	
	MS35207-267	..SCREW.....	4	
	NAS430D3-28	..SPACER.....	4	
- 5	MS21919DG2	..CLAMP (USBL ON 204-075,065-1, -3, -5, -7, -9)	1	
	MS21919DG4	..CLAMP (USBL ON 204-075-087-1).....	1	
- 6	MS21919DG3	..CLAMP.....	9	
- 7	MS21919DG4	..CLAMP.....	4	
- 8	MS21919WDG8	..CLAMP.....	18	
- 9	MS21919WDG9	..CLAMP.....	5	
- 10	MS21919WDG10	..CLAMP.....	10	
- 11	MS21919WDG11	..CLAMP.....	2	
- 12	MS21919WDG13	..CLAMP.....	1	
	204-075-407-5	..CABLE ASSY, WINDSHIELD WIPER.....	1	
- 13	MS3057-4A	..ADAPTER.....	1	
- 14	MS3106A10SL3S	..PLUG.....	1	
	MS25036-3	..TERMINAL.....	1	
	204-075-447-7	..CABLE ASSY, CABIN THERMOSTAT.....	1	
- 15	MS3106A14S-7S	..CONNECTOR.....	1	
- 16	204-075-414-9	..CABLE ASSY, FUSELAGE AND DOME LIGHTS.....	1	
	MS25036-2	..TERMINAL.....	19	
	MS25036-49	..TERMINAL.....	2	
- 17	AN3066-16	..COUPLING, NUT.....	4	
- 18	AN3057-16A	..ADAPTER.....	4	
- 19	AN3063-16	..COUPLING.....	4	
- 20	204-075-154-3	..WASHER.....	8	
- 21	MS35489-4	..GROMMET.....	11	
- 22	MS35489-6	..GROMMET.....	4	
- 23	MS35489-14	..GROMMET.....	4	
- 24	MS35489-16	..GROMMET.....	2	
- 25	NAS679A3	..NUT (USBL ON 204-075-087-1).....	3	
	AN960PD10L	..WASHER (USBL ON 204-075-087-1).....	3	
	MS35207-263	..SCREW (USBL ON 204-075-087-1).....	3	
	MS21919DG3	..CLAMP (USBL ON 204-075-087-1).....	3	
- 26	NAS679A3	..NUT (USBL ON 204-075-087-1).....	1	
	AN960PD10L	..WASHER (USBL ON 204-075-087-1).....	2	
	MS35207-263	..SCREW (USBL ON 204-075-087-1).....	1	
	204-075-407-13	..CABLE ASSY, CO-PILOT WINDSHIELD WIPER.....	1	J
- 27	MS3106A10SL3S	..PLUG.....	1	
	MS25036-3	..TERMINAL.....	1	
	85T4-7-2	..TUBE, INSUL.....	3	
	204-075-519-1	..RESISTOR ASSY.....	2	J
- 28	MS35207-263	..SCREW (USBL ON 204-075-087-1) (AP).....	4	
- 29	AN960PD10L	..WASHER (USBL ON 204-075-087-1) (AP).....	4	
- 30	W20538-100	..RESISTOR (76255).....	3	J
- 31	MS21042L04	..NUT (AP).....	6	
- 32	MS24693-4	..SCREW (AP).....	6	
- 33	204-075-520-1	..PLATE ASSY.....	1	J
		CODING EXPLANATION		
		CODE SERIAL NUMBERS		
		A 63-13141 THRU 63-13142		
		B 63-13143 THRU 63-13145		
		C 63-13146 THRU 63-13165		
		D 64-15476 THRU 65-7924		
		E 65-7925 THRU 65-7938		
		F 65-7939 THRU 65-7942		

(1) FIGURE & INDEX NUMBER	(2) PART NUMBER	(3) DESCRIPTION	(4) UNIT PER ASSY	(5) USABLE ON CODE
152 -		G 65-7943 THRU 66-1222 H 66-1223 THRU 66-1224 J 66-1225 AND SUBSEQUENT K 63-13143 THRU 63-13165 L 64-15476 THRU 64-15490 M 64-15491 THRU 65-7924 N 65-7925 THRU 65-7942 P 65-7943 THRU 66-1224		

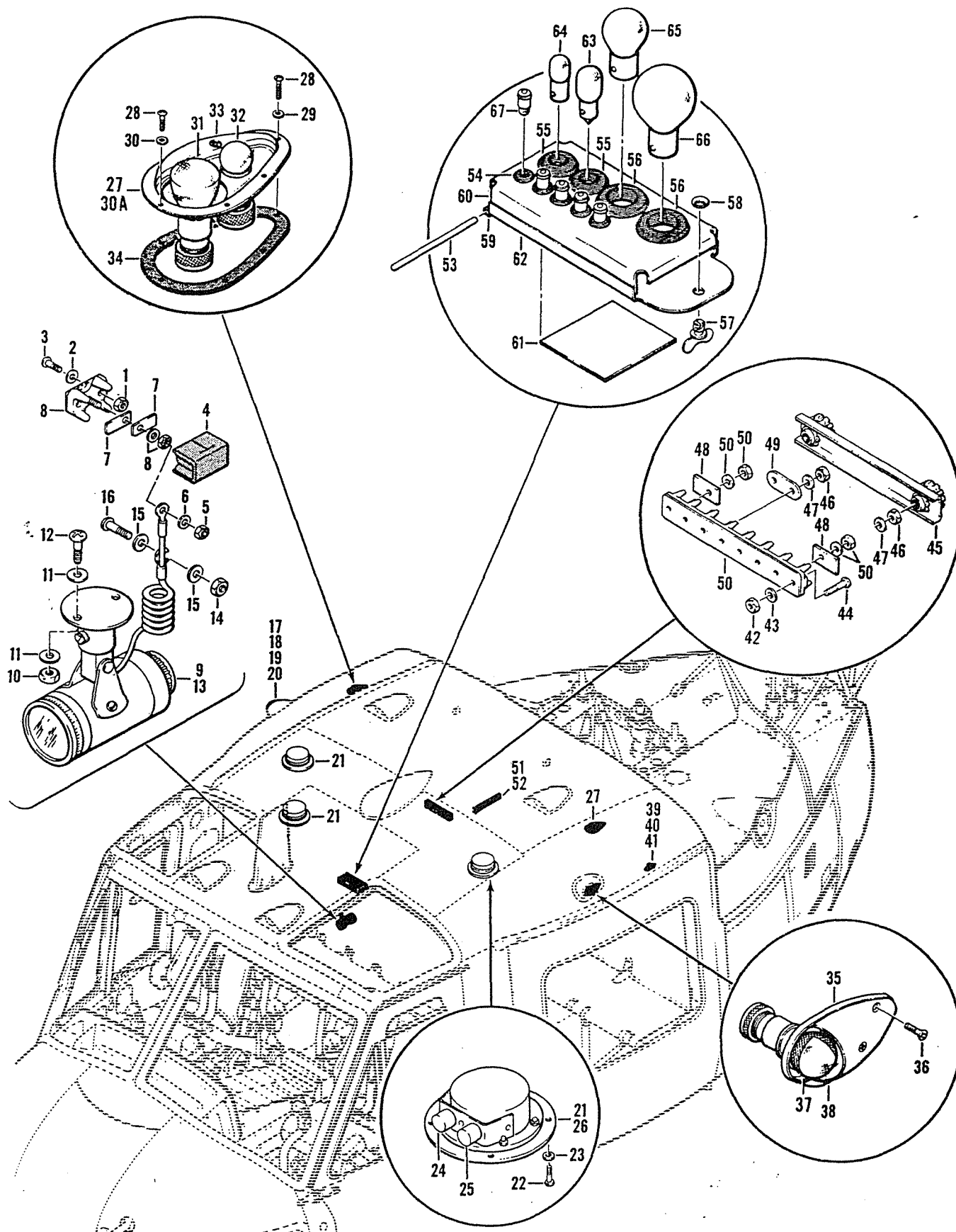


Figure 153. Electrical Installation, Forward Section Roof

(1) FIGURE & INDEX NUMBER	(2) PART NUMBER	(3) DESCRIPTION	(4) UNIT PER ASSY	(5) USABLE ON CODE
153 -	204-075-053-1	ELECTRICAL INSTL, FWD SECTION ROOF (SEE FIG. 152, 154, 164, 165, 167, 168, 170, 173 175, 176, 178 AND 181 FOR BALANCE OF BREAKDOWN) (SEE FIG. 152 FOR NHA)	REF	A
	204-075-065-1	ELECTRICAL INSTL, FWD SECTION ROOF (SEE FIG. 152, 154, 164, 166, 167, 168, 171, 174, 175, 177, 178, 180 AND 180 FOR BALANCE OF BREAKDOWN) (SEE FIG. 152 FOR NHA)	REF	B
	204-075-065-3	ELECTRICAL INSTL, FWD SECTION ROOF (SEE FIG. 152, 154, 164, 166, 167, 168, 171, 174, 175, 177, 178, 180 AND 181 FOR BALANCE OF BREAKDOWN) (SEE FIG. 152 FOR NHA)	REF	C
	204-075-065-5	ELECTRICAL INSTL, FWD SECTION ROOF (SEE FIG. 152, 154, 164, 166, 167, 168, 171, 174, 175, 177, 178, 180 AND 181 FOR BALANCE OF BREAKDOWN) (SEE FIG. 152 FOR NHA)	REF	D
	204-075-065-7	ELECTRICAL INSTL, FWD SECTION ROOF (SEE FIG. 152, 154, 164, 166, 167, 168, 171, 174, 175, 177, 178, 180 AND 181 FOR BALANCE OF BREAKDOWN) (SEE FIG. 152 FOR NHA)	REF	E
	204-075-065-9	ELECTRICAL INSTL, FWD SECTION ROOF (SEE FIG. 152, 154, 164, 166, 167, 168, 171, 174, 175, 177, 178, 180 AND 181 FOR BALANCE OF BREAKDOWN) (SEE FIG. 152 FOR NHA)	REF	F
	204-075-087-1	ELECTRICAL INSTL, FWD SECTION ROOF (SEE FIG. 152, 155, 164, 166, 167, 169, 171, 174, 175, 177, 178, 180 AND 182 FOR BALANCE OF BREAKDOWN) (SEE FIG. 152 FOR NHA)	REF	G
- 1	NAS679A04	.NUT.....	4	
- 2	AN960PD4L	.WASHER.....	4	
- 3	MS35206-215	.SCREW.....	4	
- 4	MS18029-1S1	.COVER.....	2	
- 5	NAS679A06	.NUT.....	2	
- 6	AN961-6	.WASHER.....	2	
- 7	MS25227-1	.STRIP.....	4	
- 8	130-001-1-15	.TAPE, IDENT LH.....	1	
	130-001-1-16	.TAPE, IDENT RH.....	1	
	130-001-2-1	.TAPE, IDENT.....	2	
	MS27212-1-1	.BOARD ASSY, TERMINAL.....	2	
- 9	D6810A	.LIGHT, COCKPIT (72914) (WHEN EXHAUSTED USE 15-0007-43)	2	
	15-0007-43	.LIGHT, COCKPIT (72914) (USE D6810A UNTIL... EXHAUSTED)	2	
- 10	NAS679A3	.NUT (AP).....	4	
- 11	AN960PD10L	.WASHER (AP).....	8	
- 12	MS35207-263	.SCREW (AP).....	4	
- 13	MS25231-313	.LAMP.....	1	
- 14	MS21042L06	.NUT.....	2	
- 15	AN960PD6L	.WASHER.....	4	
- 16	MS35206-228	.SCREW.....	2	
- 17	AN3033-13	.LIGHT ASSY.....	1	
- 18	MS24693-26	.SCREW (AP).....	3	
- 19	MS25309-7512	.LAMP.....	1	
- 20	AN3042-2	.LENS.....	1	
- 21	MS25358-2	.LIGHT ASSY.....	3	
- 22	MS35206-228	.SCREW (AP).....	12	
- 23	AN960PD6L	.WASHER (AP).....	12	
- 24	MS25232-307	.LAMP.....	1	
- 25	MS25235R311	.LAMP.....	1	
- 26	MS25358-4	.LENS.....	1	
- 27	AN3177-3	.LIGHT ASSY, FLASHING.....	2	
	AN3099-7	.LENS.....	2	
- 28	MS35206-228	.SCREW (AP).....	12	
- 29	AN960PD6L	.WASHER (AP).....	10	
- 30	AN960D6L	.WASHER (AP).....	2	
- 30A	AN3177-9	.BASE, LAMP.....	2	
- 31	MS25235-311	.LAMP.....	1	
- 32	MS15570-303	.LAMP.....	1	
- 33	MS25216-2	.LENS.....	1	
	MS24693S30	.SCREW (AP).....	1	

Figure 1. The effect of the number of trials on the number of correct responses. The number of correct responses was significantly higher than the number of incorrect responses in all conditions. The number of correct responses was significantly higher than the number of incorrect responses in all conditions. The number of correct responses was significantly higher than the number of incorrect responses in all conditions.

the 1990s, the number of people in the world who are undernourished has declined from 1.1 billion to 800 million. The number of people who are malnourished has declined from 1.5 billion to 1 billion. The number of people who are obese has increased from 100 million to 300 million. The number of people who are overweight has increased from 100 million to 300 million. The number of people who are obese and overweight has increased from 100 million to 300 million. The number of people who are obese and overweight has increased from 100 million to 300 million.

(1) FIGURE & INDEX NUMBER	(2) PART NUMBER	(3) DESCRIPTION	(4) UNIT PER ASSY	(5) USABLE ON CODE
153 -	AN899-1	..GASKET.....	1	
- 34	204-075-151-1	..GASKET.....	2	
- 35	AN3033-12	..LIGHT ASSY.....	1	
- 36	MS24693-26	..SCREW (AP).....	3	
- 37	MS25309-7512	..LAMP.....	1	
- 38	AN3047-1	..LENS.....	1	
- 39	7557G	..BASE (74545).....	2	
- 40	MS35207-228	..SCREW (AP).....	4	
- 41	AN960PD6L	..WASHER (AP).....	4	
- 42	NAS679A04	..NUT.....	2	
- 43	AN960PD4L	..WASHER.....	2	
- 44	MS35206-215	..SCREW.....	2	
- 45	MS18029-1S7	..COVER.....	1	
- 46	NAS679A06	..NUT.....	7	
- 47	AN961-6	..WASHER.....	7	
- 48	MS25227-1	..STRIP.....	2	
- 49	MS25226-2-2	..BUS.....	1	
- 50	130-001-1-a	..TAPE, IDENT.....	1	
	130-001-2-7	..TAPE, IDENT.....	1	
	MS27212-1-7	..BLOCK ASSY, TERMINAL.....	1	
- 51	RW22V6P8	..RESISTOR (MIL-R-26).....	1	
- 52	MS35207-265	..SCREW (AP).....	2	
	AN936-A10	..LOCKWASHER (AP).....	2	
- 53	MS20253-2-225	..PIN, HINGE.....	1	
	204-075-144-9	..CONTAINER ASSY.....	1	
- 54	MS35489-4	..GROMMET.....	5	
- 55	MS35489-11	..GROMMET.....	2	
- 56	MS35489-17	..GROMMET.....	2	
- 57	AW31-2T10	..FASTENER (72794).....	1	
- 58	GH31-2	..GROMMET (72794).....	1	
- 59	204-075-144-7	..HINGE HALF.....	1	
- 60	204-075-144-5	..PLATE.....	1	
- 61	204-075-145-5	..DECAL.....	1	
- 62	204-075-144-11	..PLATE.....	1	
- 63	MS25069-1495	..LAMP.....	1	
- 64	MS25231-313	..LAMP.....	1	
- 65	MS25232-307	..LAMP.....	1	
- 66	MS25235-R311	..LAMP.....	1	
- 67	MS25237-327	..LAMP.....	5	
		CODING EXPLANATION		
		CODE SERIAL NUMBERS		
		A 63-13141 THRU 63-13142		
		B 63-13143 THRU 63-13165		
		C 64-15476 THRU 64-15490		
		G 64-15491 THRU 65-7924		
		E 65-7925 THRU 65-7942		
		F 65-7943 THRU 66-1224		
		G 66-1225 AND SUBSEQUENT		

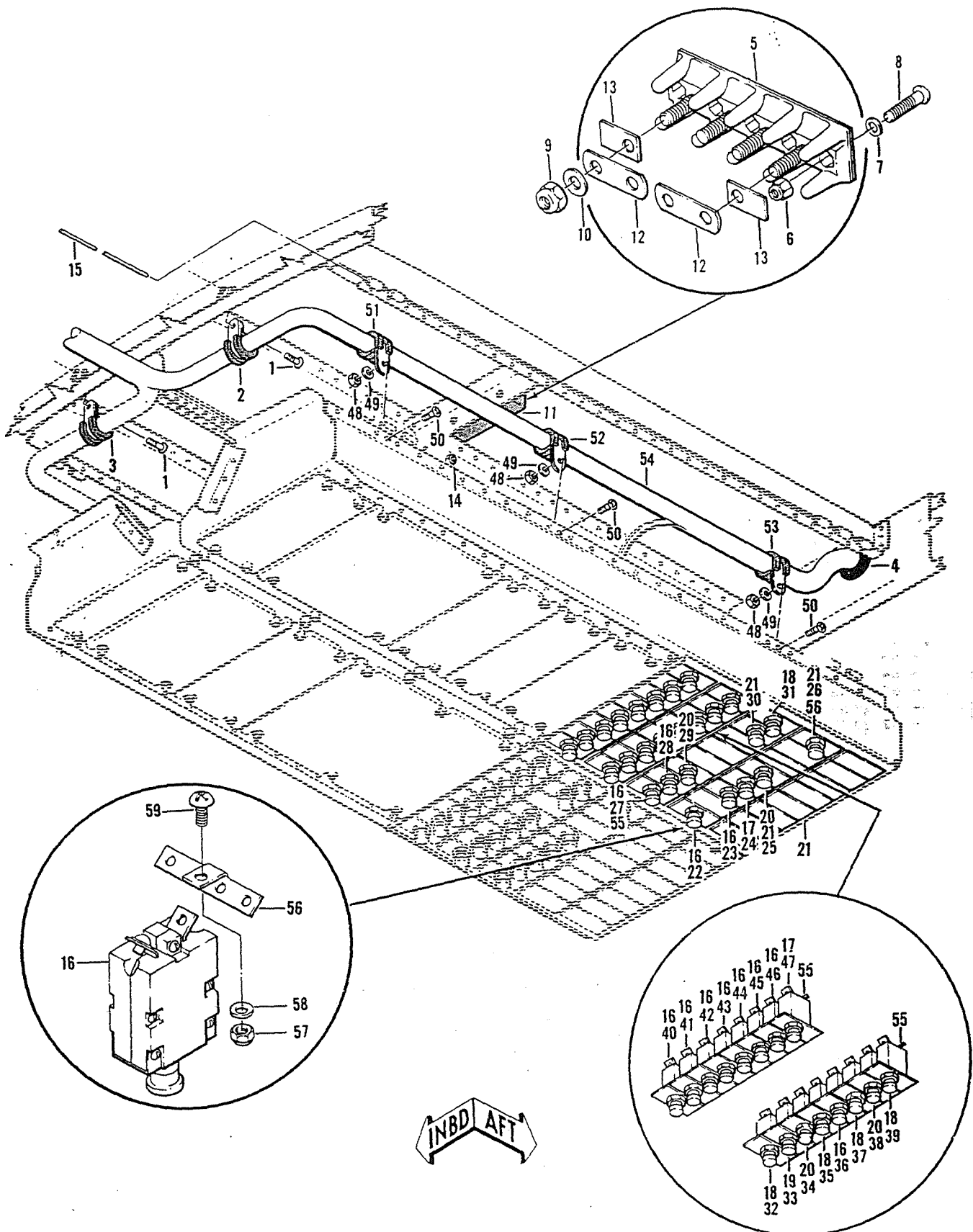


Figure 154. Overhead Console Installation, Aft Left-Hand

(1) FIGURE & INDEX NUMBER	(2) PART NUMBER	(3) DESCRIPTION	(4) UNIT PER ASSY	(5) USABLE ON CODE
154 -	204-075-053-1	ELECTRICAL INSTL, FWD SECTION (SEE FIG. 152, 153, 164, 166, 167, 168, 170, 173, 175, 176, 178 AND 181 FOR BALANCE OF BREAKDOWN) (SEE FIG. 152 FOR NHA)	REF	A
	204-075-065-1	ELECTRICAL INSTL, FWD SECTION (SEE FIG. 152, 153, 164, 166, 167, 168, 171, 174, 175, 177, 178, 180 AND 181 FOR BALANCE OF BREAKDOWN) (SEE FIG. 152 FOR NHA)	REF	B
	204-075-065-3	ELECTRICAL INSTL, FWD SECTION (SEE FIG. 152, 153, 164, 166, 167, 168, 171, 174, 175, 177, 178, 180 AND 181 FOR BALANCE OF BREAKDOWN) (SEE FIG. 152 FOR NHA)	REF	C
	204-075-065-5	ELECTRICAL INSTL, FWD SECTION (SEE FIG. 152, 153, 164, 166, 167, 168, 171, 174, 175, 177, 178, 180 AND 181 FOR BALANCE OF BREAKDOWN) (SEE FIG. 152 FOR NHA)	REF	D
	204-075-065-7	ELECTRICAL INSTL, FWD SECTION (SEE FIG. 152, 153, 164, 166, 167, 168, 171, 174, 175, 177, 178, 180 AND 181 FOR BALANCE OF BREAKDOWN) (SEE FIG. 152 FOR NHA)	REF	E
	204-075-065-9	ELECTRICAL INSTL, FWD SECTION (SEE FIG. 152, 153, 164, 166, 167, 168, 171, 174, 175, 177, 178, 180 AND 181 FOR BALANCE OF BREAKDOWN) (SEE FIG. 152 FOR NHA)	REF	F
	204-075-607-1	..CONSOLE INSTL, OVERHEAD (SEE FIG. 161 FOR.. BALANCE OF BREAKDOWN)	1	A
	204-075-608-1	..CONSOLE INSTL, OVERHEAD (SEE FIG. 161 FOR.. BALANCE OF BREAKDOWN)	1	G
	204-075-608-7	..CONSOLE INSTL, OVERHEAD (SEE FIG. 161 FOR.. BALANCE OF BREAKDOWN)	1	E
	204-075-608-11	..CONSOLE INSTL, OVERHEAD (SEE FIG. 161 FOR.. BALANCE OF BREAKDOWN)	1	F
- 1	MS35207-264	..SCREW.....	2	
- 2	MS21919WDG12	..CLAMP.....	1	
- 3	MS21919WDG11	..CLAMP.....	1	
- 4	MS35489-23	..GROMMET.....	1	
- 5	MS27212-1-4	..TERMINAL BLOCK ASSY.....	2	
- 6	MS21042L04	..NUT (AP).....	4	
- 7	AN960PD4L	..WASHER (AP).....	4	
- 8	MS35206-215	..SCREW (AP).....	4	
- 9	MS21042L06	..NUT.....	8	
- 10	AN961-6	..WASHER.....	8	
- 11	MS18029-1S-4	..COVER ASSY (MF MS18029-11S-20 COVER AND.. MS18029-21 NUT)	2	
- 12	MS25226-2-2	..BUS, OVERHEAD PANEL.....	4	
- 13	MS25227-1	..STRIP, INSULATING.....	4	
- 14	NAS679A3	..NUT.....	1	
	AN960DI0L	..WASHER.....	3	
	MS35207-263	..SCREW.....	1	
- 15	MS20253-2-2450	..PIN, HINGE.....	2	
	204-075-607-3	..PANEL ASSY, ELECTRICAL OVERHEAD CONSOLE... (SEE FIG. 156, 157 AND 159 FOR BALANCE OF BREAKDOWN)	1	A
	204-075-608-3	..PANEL ASSY, ELECTRICAL OVERHEAD CONSOLE... (SEE FIGS. 156, 157 AND 159 FOR BALANCE OF BREAKDOWN)	1	H
- 16	MS25244-5	...CIRCUIT BREAKER.....	12	
- 17	MS25244-15	...CIRCUIT BREAKER.....	2	
- 18	MS25244-10	...CIRCUIT BREAKER.....	5	
- 19	MS25244-35	...CIRCUIT BREAKER.....	1	
- 20	MS25244-25	...CIRCUIT BREAKER.....	3	
- 21	204-075-289-1	...PLATE, IDENT (USBL ON 204-075-607-3)....	17	
	204-075-289-1	...PLATE, IDENT (USBL ON 204-075-608-3)....	15	
	MS25244-5	...CIRCUIT BREAKER (USBL ON 204-075-608-3)..	1	
- 22	204-075-289-265	...PLATE, IDENT.....	1	
- 23	204-075-289-7	...PLATE, IDENT.....	1	
- 24	204-075-289-269	...PLATE, IDENT.....	1	
- 25	204-075-289-43	...PLATE, IDENT (USBL ON 204-075-608-3)....	1	
- 26	204-075-289-1	...PLATE, IDENT.....	1	

Section II
Group Assembly Parts List

T.O. 1H-1(U)F-4

(1) FIGURE & INDEX NUMBER	(2) PART NUMBER	(3) DESCRIPTION	(4) UNIT PER ASSY	(5) USABLE ON CODE
154 - 27	204-075-289-27	...PLATE, IDENT.....	1	
- 28	204-075-289-25	...PLATE, IDENT.....	1	
- 29	204-075-289-23	...PLATE, IDENT.....	1	
- 30	204-075-289-263	...PLATE, IDENT.....	1	J
- 31	204-075-289-19	...PLATE, IDENT.....	1	H
- 32	204-075-289-51	...PLATE, IDENT.....	1	H
- 33	204-075-289-49	...PLATE, IDENT.....	1	H
- 34	204-075-289-43	...PLATE, IDENT (USBL ON 204-075-607-3).....	1	
- 35	204-075-289-289	...PLATE, IDENT.....	1	
- 36	204-075-289-45	...PLATE, IDENT.....	1	
- 37	204-075-289-311	...PLATE, IDENT.....	1	
- 38	204-075-289-21	...PLATE, IDENT.....	1	
- 39	204-075-289-31	...PLATE, IDENT.....	1	
- 40	204-075-289-69	...PLATE, IDENT.....	1	
- 41	204-075-289-71	...PLATE, IDENT.....	1	
- 42	204-075-289-307	...PLATE, IDENT.....	1	
- 43	204-075-289-309	...PLATE, IDENT.....	1	
- 44	204-075-289-73	...PLATE, IDENT.....	1	
- 45	204-075-289-75	...PLATE, IDENT.....	1	
- 46	204-075-289-77	...PLATE, IDENT.....	1	
- 47	204-075-289-81	...PLATE, IDENT.....	1	
- 48	NAS679A3	...NUT.....	3	
- 49	AN960PD10L	...WASHER.....	3	
- 50	MS35207-263	...SCREW.....	3	
- 51	MS21919WDG12	...CLAMP.....	1	
- 52	MS21919WDG12	...CLAMP.....	1	
- 53	MS21919WDG16	...CLAMP.....	1	
- 54	204-175-409-5	...CABLE ASSY, OVERHEAD CONSOLE AFT.....	1	A
	204-175-409-7	...CABLE ASSY, OVERHEAD CONSOLE AFT.....	1	H
	MS25036-2	...TERMINAL.....	35	
	MS25036-3	...TERMINAL.....	2	
	MS25036-7	...TERMINAL.....	1	
	MS25036-11	...TERMINAL.....	4	
	MS25036-12	...TERMINAL.....	2	
	MS25036-15	...TERMINAL.....	1	
	MS25036-18	...TERMINAL.....	1	
	MS25036-19	...TERMINAL.....	2	
	MS25036-22	...TERMINAL.....	2	
	MS25036-48	...TERMINAL.....	3	
	MS25036-49	...TERMINAL.....	5	
	MS25036-53	...TERMINAL.....	2	
	MS25036-56	...TERMINAL.....	4	
	320440	...TERMINAL (00779).....	1	
- 55	20-077-8A2D	...BUS BAR.....	3	
- 56	20-077-4A2B	...BUS BAR (USBL ON 204-075-607-3).....	1	
- 57	NAS679A3	...NUT (USBL ON 204-075-607-3) (AP).....	4	
	NAS679A3	...NUT (USBL ON 204-075-608-3) (AP).....	5	
- 58	AN960-10L	...WASHER (USBL ON 204-075-607-3) (AP).....	4	
	AN960-10L	...WASHER (USBL ON 204-075-608-3) (AP).....	5	
- 59	MS35207-263	...SCREW (USBL ON 204-075-607-3) (AP).....	4	
	MS35207-263	...SCREW (USBL ON 204-075-608-3) (AP).....	5	
CODING EXPLANATION				
CODE SERIAL NUMBERS				
A 63-13141 THRU 63-13142				
B 63-13143 THRU 63-13165				
C 64-15476 THRU 64-15490				
D 64-15491 THRU 65-7924				
E 65-7925 THRU 65-7942				
F 65-7943 THRU 66-1224				
G 63-13143 THRU 65-7924				

(1) FIGURE & INDEX NUMBER	(2) PART NUMBER	(3) DESCRIPTION	(4) UNIT PER ASSY	(5) USABLE ON CODE
154 -		H 63-13143 THRU 66-1224 J 63-13143 AND SUBSEQUENT		

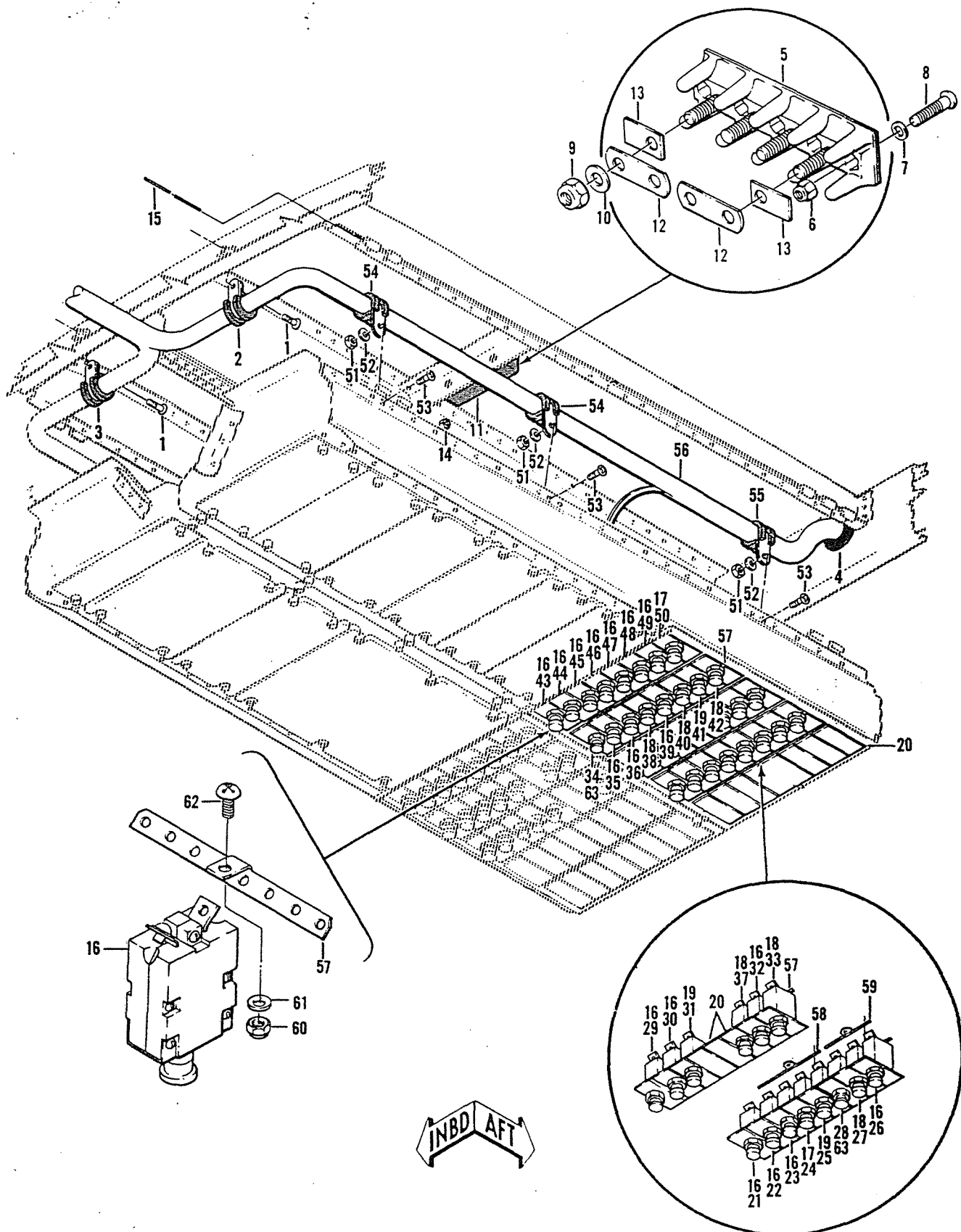


Figure 155. Electrical Installation, Forward Section

(1) FIGURE & INDEX NUMBER	(2) PART NUMBER	(3) DESCRIPTION	(4) UNIT PER ASSY	(5) USABLE ON CODE
155 -	204-200-021-19	SECTION ASSY, HELICOPTER FWD (SEE FIG. 58,... 60, 62, 64, 65, 66, 67, 75, 77, 78, 80 81, 83, 88, 97, 105, 106, 109, 117, 127, 128, 129 136, 152, 183 AND 214 FOR BALANCE OF BREAKDOWN)	REF	A
	204-075-087-1	ELECTRICAL INSTL, FWD SECTION (SEE FIG..... 152, 153, 164, 166, 167, 169, 171, 174, 175, 177, 178, 180 AND 182 FOR BALANCE OF BRFAKDOWN) (SEE FIG. 152 FOR NHA)	REF	A
	204-075-608-15	..CONSOLE INSTL, OVERHEAD (SEE FIG. 161 FOR. BALANCE OF BREAKDOWN)	1	A
- 1	MS35207-264	...SCREW.....	2	
- 2	MS21919WDG12	...CLAMP.....	1	
- 3	MS21919WDG11	...CLAMP.....	1	
- 4	MS35489-23	...GROMMET.....	1	
- 5	MS27212-1-4	...TERMINAL BLOCK ASSY.....	2	
- 6	MS21042L04	...NUT (AP).....	4	
- 7	AN960PD4L	...WASHER (AP).....	4	
- 8	MS35206-215	...SCREW (AP).....	4	
- 9	MS21042L06	...NUT.....	8	
- 10	AN961-6	...WASHER.....	8	
- 11	MS18029-1S-4	...COVER ASSY (MF MS18029- 11S-20 COVER AND. MS18029-21 NUT)	2	
- 12	MS25226-2-2	...BUS, OVERHEAD PANEL.....	4	
- 13	MS25227-1	...STRIP, INSULATING.....	4	
- 14	NAS679A3	...NUT.....	1	
	AN960D10L	...WASHER.....	3	
	MS35207-263	...SCREW.....	1	
- 15	MS20253-2-2450	...PIN, HINGE.....	2	
	204-075-608-17	...PANEL ASSY, ELECTRICAL OVERHEAD CONSOLE.. (SEE FIG. 156, 158 AND 160 FOR BALANCE OF BREAKDOWN)	1	A
- 16	MS25244-5	...CIRCUIT BREAKER.....	17	
- 17	MS25244-15	...CIRCUIT BREAKER.....	2	
- 18	MS25244-10	...CIRCUIT BREAKER.....	6	
- 19	MS25244-25	...CIRCUIT BREAKER.....	3	
- 20	204-075-289-1	...PLATE, IDENT.....	10	
- 21	204-075-289-265	...PLATE, IDENT.....	1	
- 22	204-075-289-417	...PLATE, IDENT.....	1	
- 23	204-075-289-7	...PLATE, IDENT.....	1	
- 24	204-075-289-269	...PLATE, IDENT.....	1	
- 25	204-075-289-43	...PLATE, IDENT.....	1	
- 26	204-075-289-143	...PLATE, IDENT.....	1	A
- 27	204-075-289-141	...PLATE, IDENT.....	1	A
- 28	204-075-289-139	...PLATE, IDENT.....	1	A
- 29	204-075-289-27	...PLATE, IDENT.....	1	
- 30	204-075-289-25	...PLATE, IDENT.....	1	
- 31	204-075-289-23	...PLATE, IDENT.....	1	
	204-075-289-173	...PLATE, IDENT.....	1	A
- 32	204-075-289-263	...PLATE, IDENT.....	1	
- 33	204-075-289-175	...PLATE, IDENT.....	1	A
- 34	204-075-289-459	...PLATE, IDENT.....	1	A
- 35	204-075-289-441	...PLATE, IDENT.....	1	A
- 36	204-075-289-439	...PLATE, IDENT.....	1	A
- 37	204-075-289-173	...PLATE, IDENT.....	1	
- 38	204-075-289-289	...PLATE, IDENT.....	1	
- 39	204-075-289-45	...PLATE, IDENT.....	1	
- 40	204-075-289-311	...PLATE, IDENT.....	1	
- 41	204-075-289-21	...PLATE, IDENT.....	1	
- 42	204-075-289-31	...PLATE, IDENT.....	1	
- 43	204-075-289-69	...PLATE, IDENT.....	1	
- 44	204-075-289-71	...PLATE, IDENT.....	1	
- 45	204-075-289-307	...PLATE, IDENT.....	1	
- 46	204-075-289-309	...PLATE, IDENT.....	1	
- 47	204-075-289-73	...PLATE, IDENT.....	1	
- 48	204-075-289-75	...PLATE, IDENT.....	1	
- 49	204-075-289-77	...PLATE, IDENT.....	1	
- 50	204-075-289-81	...PLATE, IDENT.....	1	
- 51	NAS679A3	...NUT.....	3	



2-503

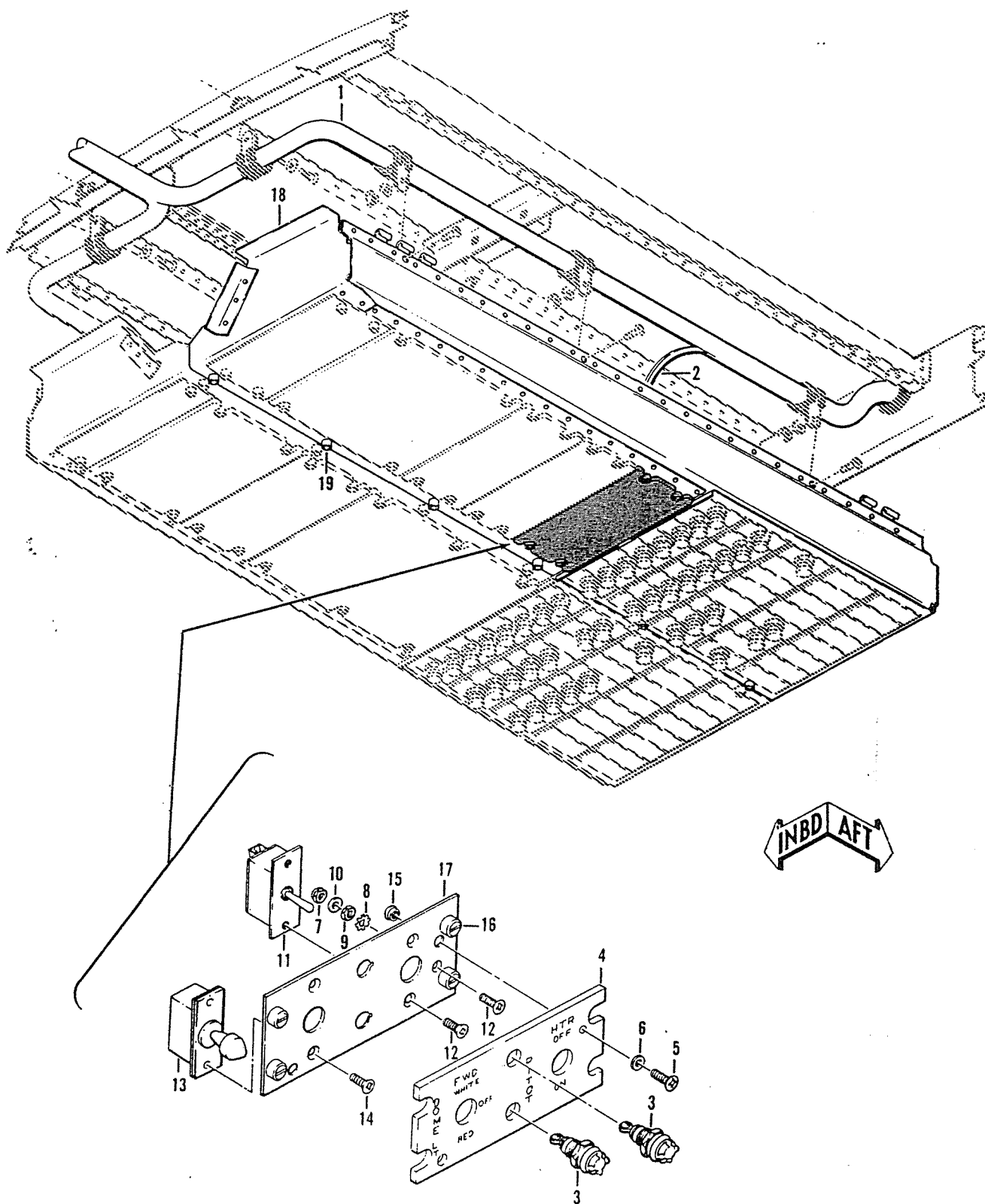


Figure 156. Panel Assembly, Overhead Console, Left-Hand

(1) FIGURE & INDEX NUMBER	(2) PART NUMBER	(3) DESCRIPTION	(4) UNIT PER ASSY	(5) USABLE ON CODE
156 -	204-075-607-3	PANEL ASSY, OVERHEAD CONSOLE (SEE FIG. 154, 157 AND 159 FOR BALANCE OF BREAKDOWN) (SEE FIG. 154 FOR NHA)	REF	A
	204-075-608-3	PANEL ASSY, OVERHEAD CONSOLE (SEE FIG. 154, 157 AND 159 FOR BALANCE OF BREAKDOWN) (SEE FIG. 154 FOR NHA)	REF	B
	204-075-608-17	PANEL ASSY, OVERHEAD CONSOLE (SEE FIG. 155, 158 AND 160 FOR BALANCE OF BREAKDOWN) (SEE FIG. 154 FOR NHA)	REF	C
- 1	204-175-405-5	CABLE ASSY, OVERHEAD CONSOLE LH FWD.....	1	A
	204-175-405-9	CABLE ASSY, OVERHEAD CONSOLE LH FWD.....	1	B
	204-175-443-1	CABLE ASSY, OVERHEAD CONSOLE LH FWD.....	1	C
	AN3115-1	RECEPTACLE.....	1	
	MS3106R10SL3S	PLUG (USBL ON 204-175-405-5 AND -9).....	1	
	MS3106R10SL3S	PLUG (USBL ON 204-175-443-1).....	2	
	MS3106R14S5S	PLUG.....	1	
	MS3057-4A	ADAPTER (USBL ON 204-175-405-5 AND -9).....	1	
	MS3057-6A	ADAPTER (USBL ON 204-175-405-5 AND -9).....	1	
	MS25036-2	TERMINAL (USBL ON 204-175-405-5 AND -9).....	21	
	MS25036-2	TERMINAL (USBL ON 204-175-443-1).....	9	
	MS25036-3	TERMINAL (USBL ON 204-175-405-5 AND -9).....	3	
	MS25036-3	TERMINAL (USBL ON 204-175-443-1).....	4	
	MS25036-7	TERMINAL.....	1	
	MS25036-49	TERMINAL (USBL ON 204-175-405-5 AND -9).....	12	
	MS25036-49	TERMINAL (USBL ON 204-175-443-1).....	15	
	MS25036-53	TERMINAL.....	1	
	MS25036-56	TERMINAL.....	1	
	RY4LA2B3L01	RELAY.....	1	
	MS25036-15	TERMINAL (USBL ON 204-175-405-9).....	2	
- 2	204-175-405-3	WIRING ASSY, OVERHEAD CONSOLE INTERNAL.....	1	A
	204-175-405-7	WIRING ASSY, OVERHEAD CONSOLE INTERNAL.....	1	B
	204-175-443-3	WIRING ASSY, OVERHEAD CONSOLE INTERNAL.....	1	C
	MS25036-2	TERMINAL (USBL ON 204-175-405-3 AND -7).....	50	
	MS25036-2	TERMINAL (USBL ON 204-175-443-3).....	41	
	MS25036-3	TERMINAL (USBL ON 204-175-443-3).....	1	
	MS25036-48	TERMINAL (USBL ON 204-175-405-3 AND -7).....	16	
	MS25036-48	TERMINAL (USBL ON 204-175-443-3).....	14	
	MS25036-49	TERMINAL (USBL ON 204-175-405-3 AND -7).....	9	
	MS25036-49	TERMINAL (USBL ON 204-175-443-3).....	10	
	MS25036-15	TERMINAL (USBL ON 204-175-405-7) AND.....	2	
	320440	TERMINAL (00779) (USBL ON 204-175-405-3... AND -7)	1	
	321055	TERMINAL (00779).....	4	
	204-075-702-1	PANEL ASSY, DOME LIGHT CONTROL.....	1	
- 3	MS25010-3A	LIGHT ASSY.....	2	
- 4	204-075-290-1	PANEL, EDGE LIT.....	1	
- 5	MS35214-26	SCREW (AP).....	2	
- 6	AN96086	WASHER (AP).....	2	
- 7	MS21042L06	NUT.....	1	
- 8	AN93686	LOCKWASHER.....	1	
- 9	MS20341-6	NUT.....	1	
- 10	AN960D6L	WASHER.....	1	
- 11	AN3022-2	SWITCH.....	1	
	204-075-244-1	PLATE ASSY.....	1	
- 12	MS24693-26	SCREW (AP).....	2	
	MS24693-28	SCREW (AP).....	1	
- 13	MS25028-2	SWITCH.....	1	
	8272K3	SWITCH (15605) (ALT).....	1	
- 14	MS24693-28	SCREW (AP).....	2	
- 15	CL632-2	INSERT (46384).....	2	
- 16	PS3 1-2	SPRING (72794).....	4	
	PF3 1-2 38	STUD (72794).....	4	
	PC3 1-2	CUP (72794).....	4	
- 17	204-075-244-3	PLATE.....	1	
- 18	204-075-813-1	FRAME ASSY.....	1	
- 19	PS3 1-2	SPRING (72794).....	6	
	PF3 1-2 38	STUD (72794).....	6	
	PC3 1-2	CUP (72794).....	6	

[illegible]

(1) FIGURE & INDEX NUMBER	(2) PART NUMBER	(3) DESCRIPTION	(4) UNIT PER ASSY	(5) USABLE ON CODE
156 -		<p>CODING EXPLANATION</p> <p>CODE SERIAL NUMBERS</p> <p>A 63-13141 THRU 63-13142</p> <p>B 63-13143 THRU 66-1224</p> <p>C 66-1225 AND SUBSEQUENT</p>		

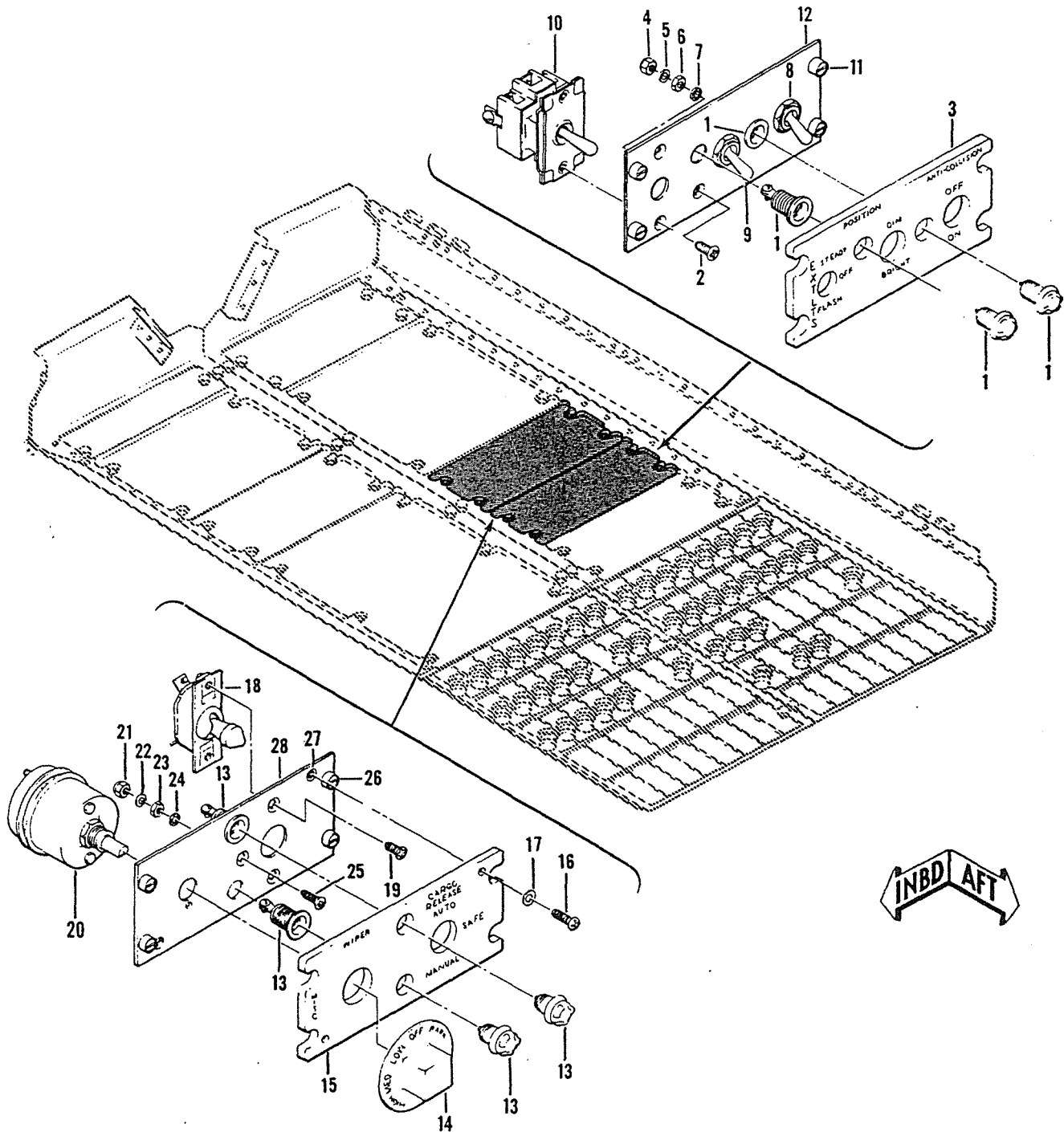


Figure 157. Panel Assembly, Overhead Console, Left-Hand

(1) FIGURE & INDEX NUMBER	(2) PART NUMBER	(3) DESCRIPTION	(4) UNIT PER ASSY	(5) USABLE ON CODE
157 -	204-075-607-3	PANEL ASSY, OVERHEAD (SEE FIG. 154, 156 AND 159 FOR BALANCE OF BREAKDOWN) (SEE FIG. 154 FOR NHA)	REF	A
	204-075-608-3	PANEL ASSY, OVERHEAD CONSOLE (SEE FIG. 154, 156 AND 159 FOR BALANCE OF BREAKDOWN) (SEE FIG. 154 FOR NHA)	REF	B
	204-075-811-1	..PANEL ASSY, EXTERIOR LIGHT CONTROL.....	1	
- 1	MS25010-3A	..LIGHT ASSY.....	2	
- 2	MS24693-28	..SCREW.....	1	
- 3	204-075-797-1	..PANEL EDGELITE.....	1	
- 4	MS21042L06	..NUT.....	1	
- 5	AN960D6L	..WASHER.....	1	
- 6	MS20341-6	..NUT.....	1	
- 7	AN936B6	..LOCKWASHER.....	1	
- 8	MS35058-23	..SWITCH.....	1	
- 9	MS24524-23	..SWITCH.....	1	
- 10	MS25105-21	..SWITCH.....	1	
	204-075-796-1	..PLATE ASSY.....	1	
- 11	PC3 1-2	..CUP (72794).....	4	
	PS3 1-2	..SPRING (72794).....	4	
	PF3 1-2 38	..STUD (72794).....	4	
- 12	204-075-796-3	..PLATE.....	1	
	204-075-209-9	..PANEL ASSY, MISCELLANEOUS CONTROL.....	1	C
- 13	MS25010-3A	..LIGHT ASSY.....	2	
- 14	204-075-254-11	..KNOB ASSY.....	1	
- 15	204-075-235-1	..PANEL, EDGELITE.....	1	C
- 16	MS35214-25	..SCREW (AP).....	2	
- 17	AN960B6	..WASHER (AP).....	2	
- 18	MS25028-3	..SWITCH (USBL ON 204-075-209-9).....	1	
- 19	MS24693-26	..SCREW (AP).....	2	
- 20	XW20537-1	..SWITCH, ROTARY (70255) (BHT SPECIFICATION. CONTROL DRAWING 204-070-907-7)	1	C
	204-075-255-1	..PLATE ASSY.....	1	C
- 21	MS21042L06	..NUT (AP).....	1	
- 22	AN960D6L	..WASHER (AP).....	1	
- 23	MS20341-6	..NUT (AP).....	1	
- 24	AN936B6	..LOCKWASHER (AP).....	1	
- 25	MS24693-29	..SCREW (AP).....	1	
- 26	PC3 1-2	..CUP (72794).....	4	
	PF3 1-2 38	..STUD (72794).....	4	
	PS3 1-2	..SPRING (72794).....	4	
- 27	CL632-2	..INSERT (46384).....	2	
- 28	204-075-255-3	..PLATE.....	1	C
CODING EXPLANATION				
CODE SERIAL NUMBERS				
A 63-13141 THRU 63-13142				
B 63-13143 THRU 66-1224				
C 63-13141 THRU 66-1224				

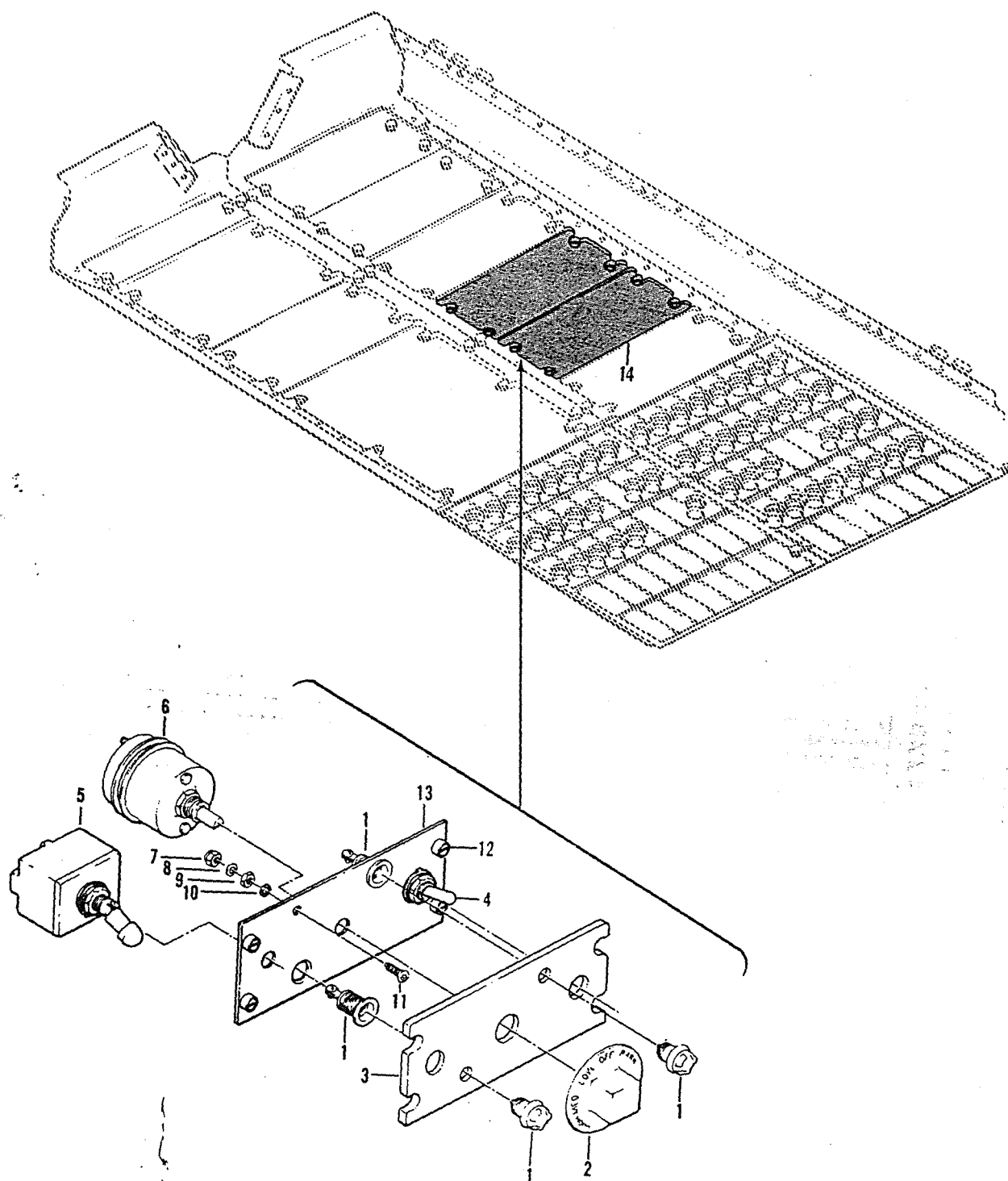


Figure 158. Panel Assembly, Overhead Console, Left-Hand

(1) FIGURE & INDEX NUMBER	(2) PART NUMBER	(3) DESCRIPTION	(4) UNIT PER ASSY	(5) USABLE ON CODE
158 -	204-075-608-17	PANEL ASSY, OVERHEAD CONSOLE LH (SEE FIG.... 155, 156 AND 160 FOR BALANCE OF BREAKDOWN) (SEE FIG. 155 FOR NHA)	REF	A
- 1	204-075-819-1	..PANEL ASSY, MISCELLANEOUS CONTROL.....	1	A
- 2	MS25010-3A	..LIGHT ASSY.....	2	
- 3	204-075-254-11	..KNOB ASSY.....	1	
- 4	204-075-833-1	..PANEL, EDGELIT.....	1	A
- 5	MS25201-4	..SWITCH.....	1	
- 6	MS24658-22G	..SWITCH.....	1	
- 6	XW20765-1	..SWITCH, ROTARY (70255) (BHT SPECIFICATION. CONTROL DRAWING 204-070-907-9)	1	A
- 7	204-075-834-1	..PLATE ASSY.....	1	A
- 8	MS21042L06	..NUT (AP).....	1	
- 9	AN960D6L	..WASHER (AP).....	1	
- 10	MS20341-6	..NUT (AP).....	1	
- 11	AN936R6	..WASHER (AP).....	1	
- 12	MS24693-29	..SCREW (AP).....	1	
- 13	PC3 1-2	..CUP (72794).....	4	
- 14	PF3 1-2 38	..STUD (72794).....	4	
- 15	PS3 1-2	..SPRING (72794).....	4	
- 16	204-075-834-3	..PLATE.....	1	A
- 17	204-075-811-1	..PANEL ASSY, EXTERIOR LIGHT CONTROL (SEE.... FIG. 157 FOR DETAIL BREAKDOWN)	1	
		CODING EXPLANATION		
		CODE SERIAL NUMBERS		
		A 66-1225 AND SUBSEQUENT		

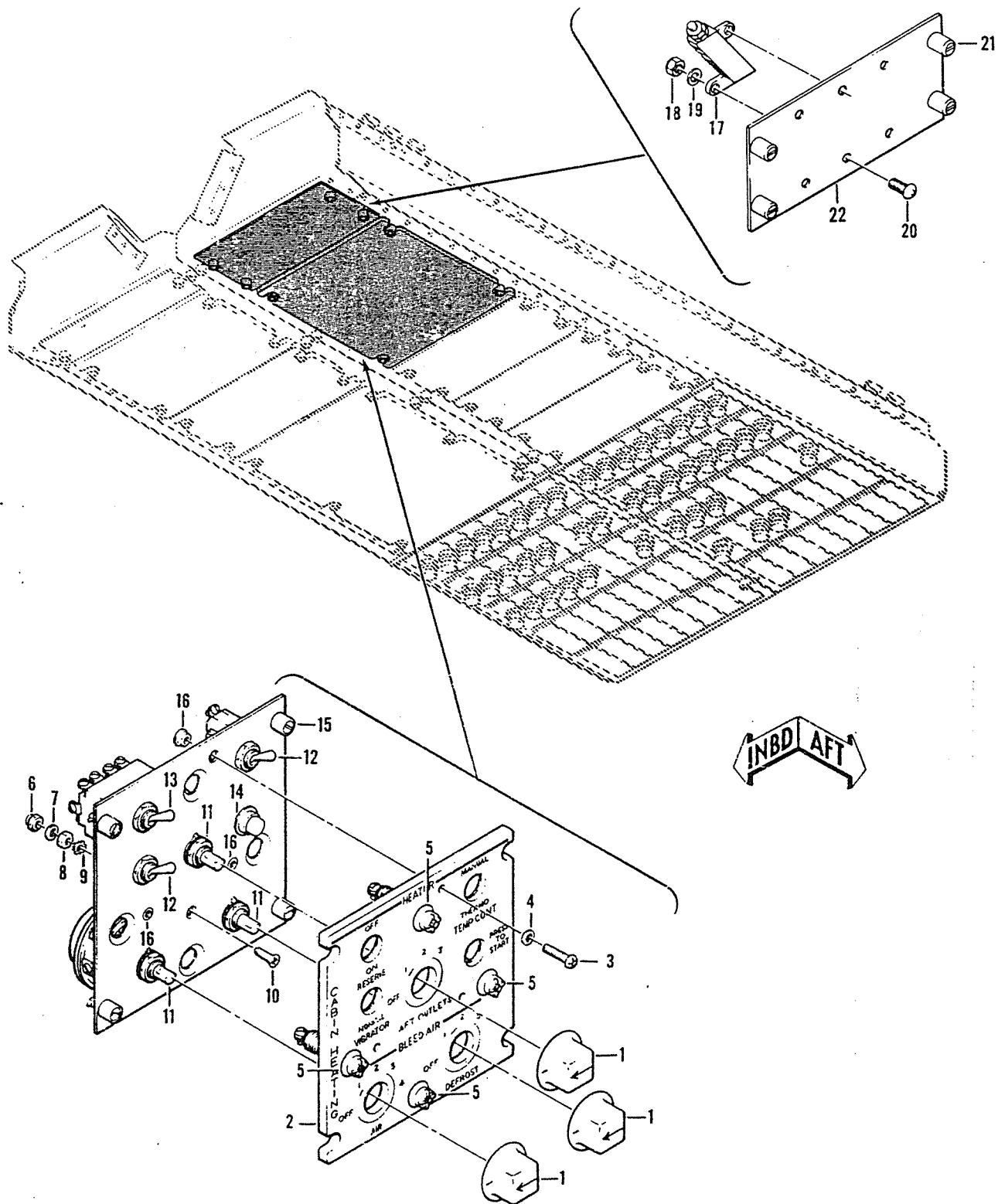


Figure 159. Panel Assembly, Overhead Console Forward Left-Hand

(1) FIGURE & INDEX NUMBER	(2) PART NUMBER	(3) DESCRIPTION	(4) UNIT PER ASSY	(5) USABLE ON CODE
159 -	204-075-607-3	PANEL ASSY, OVERHEAD (SEE FIG. 154, 156 AND. 157 FOR BALANCE OF BREAKDOWN) (SEE FIG. 154 FOR NHA)	REF	A
	204-075-608-3	PANEL ASSY, OVERHEAD (SEE FIG. 154, 156 AND. 157 FOR BALANCE OF BREAKDOWN) (SEE FIG. 154 FOR NHA)	REF	B
	205-075-201-3	PANEL ASSY, CABIN HEATING CONTROL.....	1	C
- 1	204-075-254-15	..KNOB ASSY.....	3	
- 2	204-075-736-1	..PANEL EDGE LIT.....	1	C
- 3	MS35214-25	..SCREW (AP).....	3	
- 4	AN96086	..WASHER (AP).....	3	
- 5	MS25010-3A	..LIGHT ASSY.....	4	
- 6	MS21042L06	..NUT.....	1	
- 7	AN960D6L	..WASHER.....	1	
- 8	AN341-6	..NUT.....	1	
- 9	AN93686	..WASHER.....	1	
- 10	MS24693-28	..SCREW.....	1	
- 11	MS25002-12	..SWITCH.....	3	
- 12	MS35058-23	..SWITCH.....	2	
- 13	MS25068-23	..SWITCH.....	1	
- 14	MS25089-4G	..SWITCH, PUSH.....	1	
	204-075-737-1	..PANEL ASSY.....	1	C
- 15	PC3 1-2	..CUP (72794).....	4	
	PF3 1-2 38	..STUD (72794).....	4	
	PS3 1-2	..SPRING (72794).....	4	
- 16	CL632-2	..INSERT (46384).....	3	
	204-075-704-1	..RESISTOR PANEL ASSY, WINDSHIELD WIPER MOTOR	1	C
- 17	W20538-100	..RESISTOR (70255).....	3	C
	110-166-1	..RESISTOR (ALT).....	1	C
- 18	MS21042L04	..NUT (AP).....	6	
- 19	AN960PD3L	..WASHER (AP).....	6	
- 20	MS35206-215	..SCREW (AP).....	6	
	204-075-293-1	..PANEL ASSY.....	1	
- 21	PC3 1-2	..CUP (72794).....	4	
	PF3 1-2 38	..STUD (72794).....	4	
	PS3 1-2	..SPRING (72794).....	4	
- 22	204-075-293-3	..PANEL.....	1	C
CODING EXPLANATION				
CODE SERIAL NUMBERS				
A 63-13141 THRU 63-13142				
B 63-13143 THRU 66-1224				
C 63-13141 THRU 66-1224				

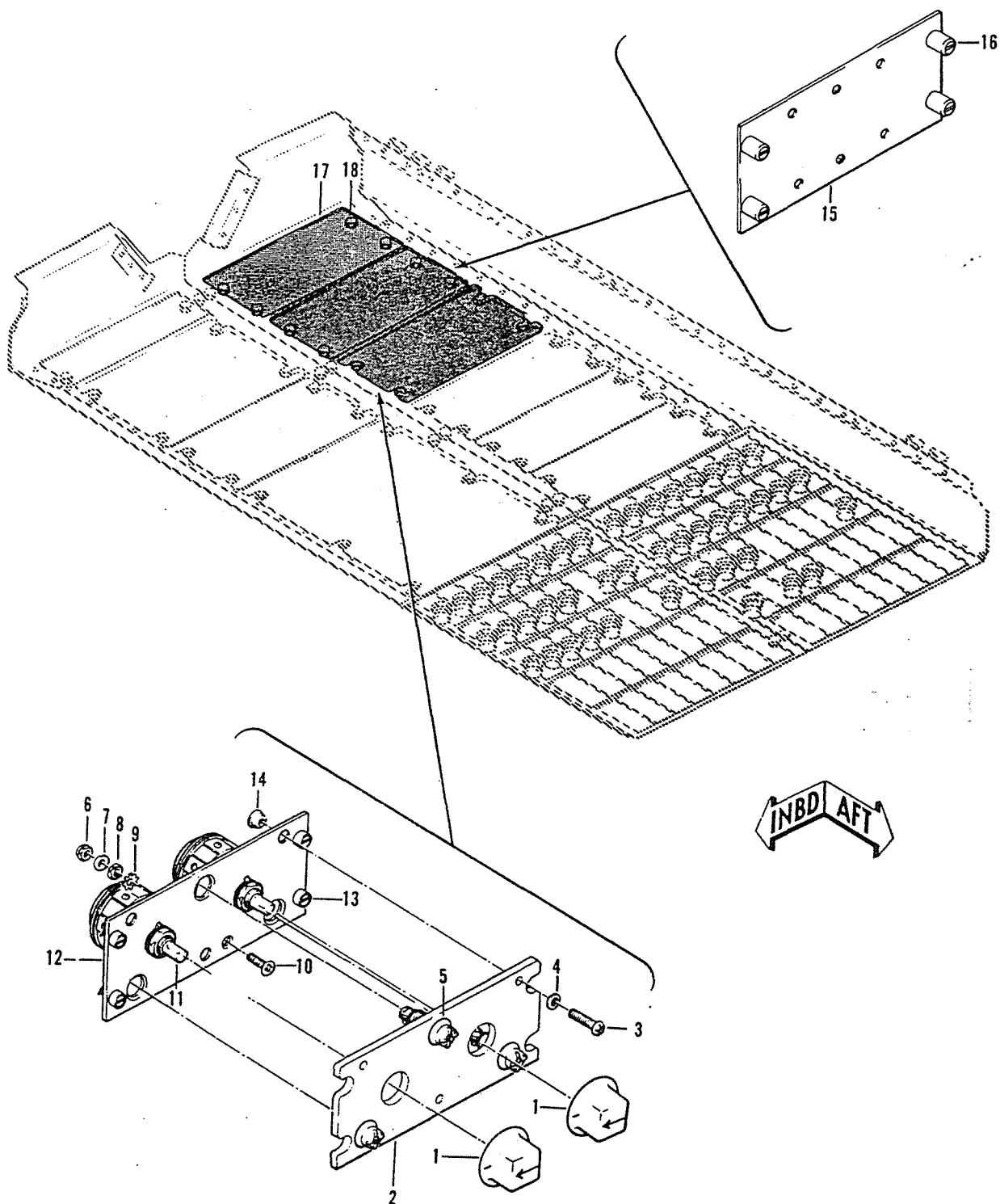


Figure 160. Panel Assembly, Overhead Console, Left-Hand

(1) FIGURE & INDEX NUMBER	(2) PART NUMBER	(3) DESCRIPTION	(4) UNIT PER ASSY	(5) USABLE ON CODE
160 -	204-075-608-17	PANFL ASSY, OVERHEAD CONSOLE LH (SEE FIG.... 155, 156 AND 158 FOR BALANCE OF BREAKDOWN) (SEE FIG. 155 FOR NHA)	REF	A
- 1	204-075-718-1	..PANEL ASSY, HEATER CONTROL.....	1	A
- 2	204-075-254-15	..KNOR ASSY.....	2	
- 3	204-075-749-1	..PANFL, EDGE LIT.....	1	A
- 4	MS35214-25	..SCREW (AP).....	3	
- 5	AN96086	..WASHER (AP).....	3	
- 6	MS25010-3A	..LIGHT ASSY.....	3	
- 7	MS21042L06	..NUT.....	1	
- 8	AN960D6L	..WASHER.....	1	
- 9	AN341-6	..NUT.....	1	
- 10	AN936R6	..WASHER.....	1	
- 11	MS24693-28	..SCREW.....	1	
- 12	MS25002-1	..SWITCH.....	2	
- 13	204-075-747-1	..PANEL ASSY.....	1	A
- 14	PC3 1-2	..CUP (72794).....	4	
- 15	PF3 1-2 38	..STUD (72794).....	4	
- 16	PS3 1-2	..SPRING (72794).....	4	
- 17	CL632-2	..INSERT (46384).....	3	
- 18	204-075-266-9	..PANEL ASSY, BLANK.....	1	A
- 19	PC3 1-2	..CUP (72794).....	4	
- 20	PF3 1-2 38	..STUD (72794).....	4	
- 21	PS3 1-2	..SPRING (72794).....	4	
- 22	204-075-266-1	..PANEL ASSY, BLANK.....	1	A
- 23	PC3 1-2	..CUP (72794).....	4	
- 24	PF3 1-2 38	..STUD (72794).....	4	
- 25	PS3 1-2	..SPRING (72794).....	4	
CODING EXPLANATION				
CODE SERIAL NUMBERS				
A 66-1225 AND SUBSEQUENT				

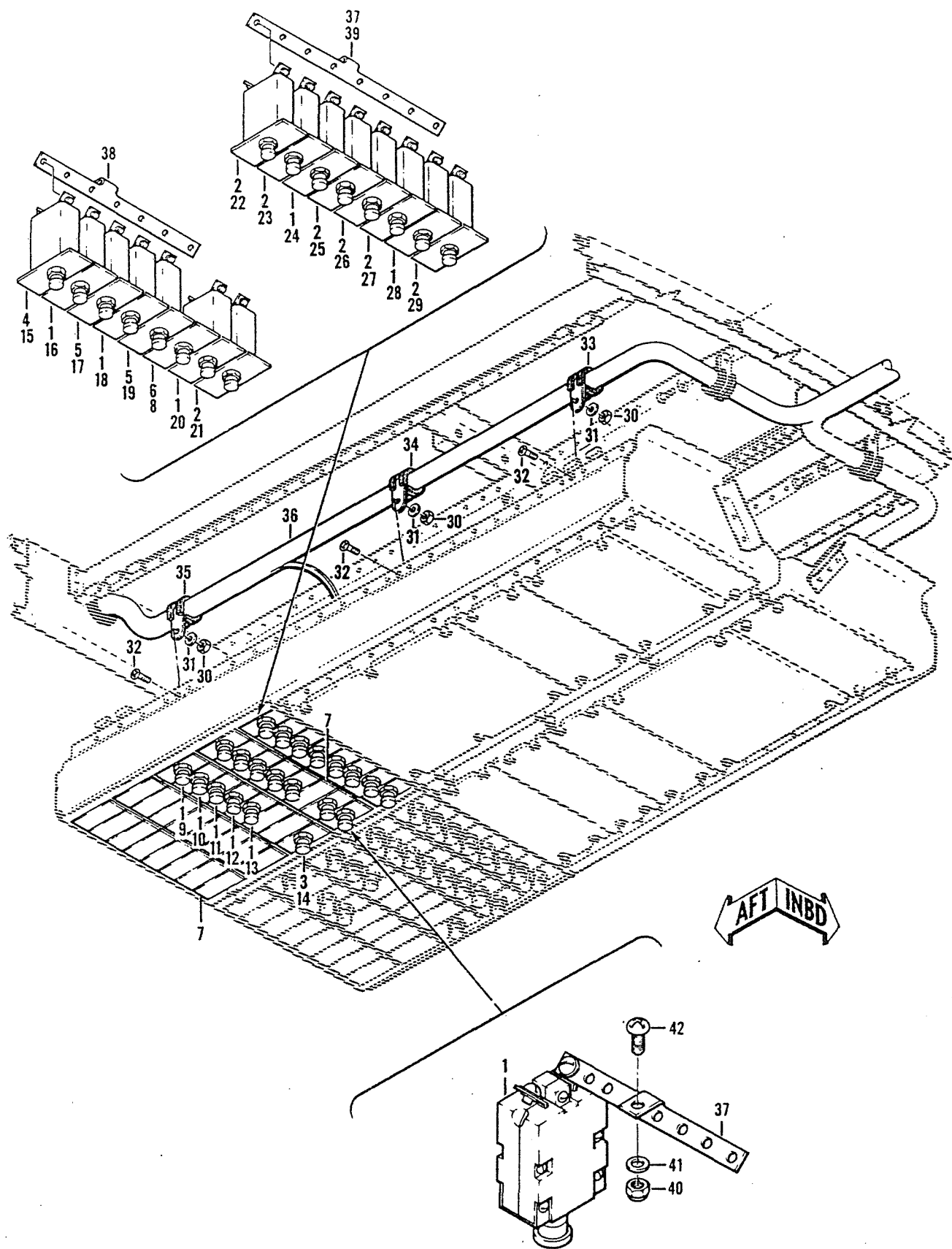


Figure 161. Panel Assembly, Overhead Console, Aft Section Right-Hand

(1) FIGURE & INDEX NUMBER	(2) PART NUMBER	(3) DESCRIPTION	(4) UNIT PER ASSY	(5) USABLE ON CODE
161 -	204-075-607-1	CONSOLE INSTL, OVERHEAD (SEE FIG. 154 FOR... BALANCE OF BREAKDOWN) (SEE FIG. 154 FOR NHA)	REF	A
	204-075-608-1	CONSOLE INSTL, OVERHEAD (SEE FIG. 154 FOR... BALANCE OF BREAKDOWN) (SEE FIG. 154 FOR NHA)	REF	B
	204-075-608-7	CONSOLE INSTL, OVERHEAD (SEE FIG. 154 FOR... BALANCE OF BREAKDOWN) (SEE FIG. 154 FOR NHA)	REF	C
	204-075-608-11	CONSOLE INSTL, OVERHEAD (SEE FIG. 154 FOR... BALANCE OF BREAKDOWN) (SEE FIG. 154 FOR NHA)	REF	D
	204-075-608-15	CONSOLE INSTL, OVERHEAD (SEE FIG. 155 FOR... BALANCE OF BREAKDOWN) (SEE FIG. 155 FOR NHA)	REF	E
	204-075-608-13	..PANEL ASSY, RH AFT SECTION (SEE FIG. 162... AND 163 FOR BALANCE OF BREAKDOWN)	1	F
	204-075-608-19	..PANEL ASSY, RH AFT SECTION (SEE FIG. 162... AND 163 FOR BALANCE OF BREAKDOWN)	1	E
- 1	MS25244-5	..CIRCUIT BREAKER.....	10	
- 2	MS25244-10	..CIRCUIT BREAKER.....	7	
- 3	MS25244-15	..CIRCUIT BREAKER.....	1	
- 4	MS25244-20	..CIRCUIT BREAKER.....	1	
- 5	MS25244-25	..CIRCUIT BREAKER.....	2	
- 6	MS22073-1	..CIRCUIT BREAKER (USBL ON 204-075-608-19)..	1	
- 7	204-075-289-1	..PLATE, IDENT.....	18	
- 8	204-075-289-361	..PLATE, IDENT.....	1	G
- 9	204-075-289-41	..PLATE, IDENT.....	1	
- 10	204-075-289-39	..PLATE, IDENT.....	1	
- 11	204-075-289-37	..PLATE, IDENT.....	1	
- 12	204-075-289-35	..PLATE, IDENT.....	1	
- 13	204-075-289-33	..PLATE, IDENT.....	1	
- 14	204-075-289-29	..PLATE, IDENT.....	1	
- 15	204-075-289-65	..PLATE, IDENT.....	1	
- 16	204-075-289-61	..PLATE, IDENT.....	1	
- 17	204-075-289-59	..PLATE, IDENT.....	1	
- 18	204-075-289-57	..PLATE, IDENT.....	1	
- 19	204-075-289-55	..PLATE, IDENT.....	1	
- 20	204-075-289-47	..PLATE, IDENT.....	1	
- 21	204-075-289-53	..PLATE, IDENT.....	1	
- 22	204-075-289-93	..PLATE, IDENT.....	1	
- 23	204-075-289-91	..PLATE, IDENT.....	1	
- 24	204-075-289-89	..PLATE, IDENT.....	1	
- 25	204-075-289-107	..PLATE, IDENT.....	1	
- 26	204-075-289-87	..PLATE, IDENT.....	1	
- 27	204-075-289-329	..PLATE, IDENT.....	1	
- 28	204-075-289-327	..PLATE, IDENT.....	1	
- 29	204-075-289-67	..PLATE, IDENT.....	1	
- 30	NAS679A3	..NUT.....	3	
- 31	AN960PD10L	..WASHER.....	3	
- 32	MS35207-263	..SCREW.....	3	
- 33	MS21919WDG11	..CLAMP.....	1	
- 34	MS21919WDG12	..CLAMP.....	1	
- 35	MS21919WDG13	..CLAMP.....	1	
- 36	204-175-406-5	..CABLE ASSY, OVERHEAD CONSOLE AFT.....	1	A
	204-175-416-5	..CABLE ASSY, OVERHEAD CONSOLE AFT.....	1	H
	AN3116-2	..CONNECTOR.....	1	A
	MS25036-1	..TERMINAL.....	1	
	MS25036-2	..TERMINAL (USBL ON 204-175-406-5).....	4	
	MS25036-2	..TERMINAL (USBL ON 204-175-416-5).....	6	
	MS25036-6	..TERMINAL.....	1	
	MS25036-8	..TERMINAL.....	1	
	MS25036-10	..TERMINAL.....	1	
	MS25036-12	..TERMINAL (USBL ON 204-175-416-5).....	2	
	MS25036-19	..TERMINAL.....	2	
	MS25036-49	..TERMINAL (USBL ON 204-175-406-5).....	6	
	MS25036-49	..TERMINAL (USBL ON 204-175-416-5).....	8	
	MS25036-53	..TERMINAL.....	3	
	MS25036-22	..TERMINAL.....	2	



1. 1970.
2. 1971.
3. 1972.
4. 1973.
5. 1974.

1. 1970.
2. 1971.
3. 1972.
4. 1973.
5. 1974.

(1) FIGURE & INDEX NUMBER	(2) PART NUMBER	(3) DESCRIPTION	(4) UNIT PER ASSY	(5) USABLE ON CODE
161 - - 37 - 38 - 39 - 40 - 41 - 42	MS25036-56 20-077-8A2D 20-077-7A2C 20-077-6A2C NAS679A3 AN960-10L MS35207-263	...TERMINAL (USBL ON 204-175-416-5)..... ..BUS BAR..... ..BUS BAR..... ..BUS BAR..... ..NUT (AP)..... ..WASHER (AP)..... ..SCREW (AP)..... CODING EXPLANATION CODE SERIAL NUMBERS A 63-13141 THRU 63-13142 B 63-13143 THRU 65-7924 C 65-7925 THRU 65-7942 D 65-7943 THRU 66-1224 E 66-1225 AND SUBSEQUENT F 63-13141 THRU 66-1224 G 65-7925 AND SUBSEQUENT H 63-13143 AND SUBSEQUENT	2 1 1 1 3 3 3	

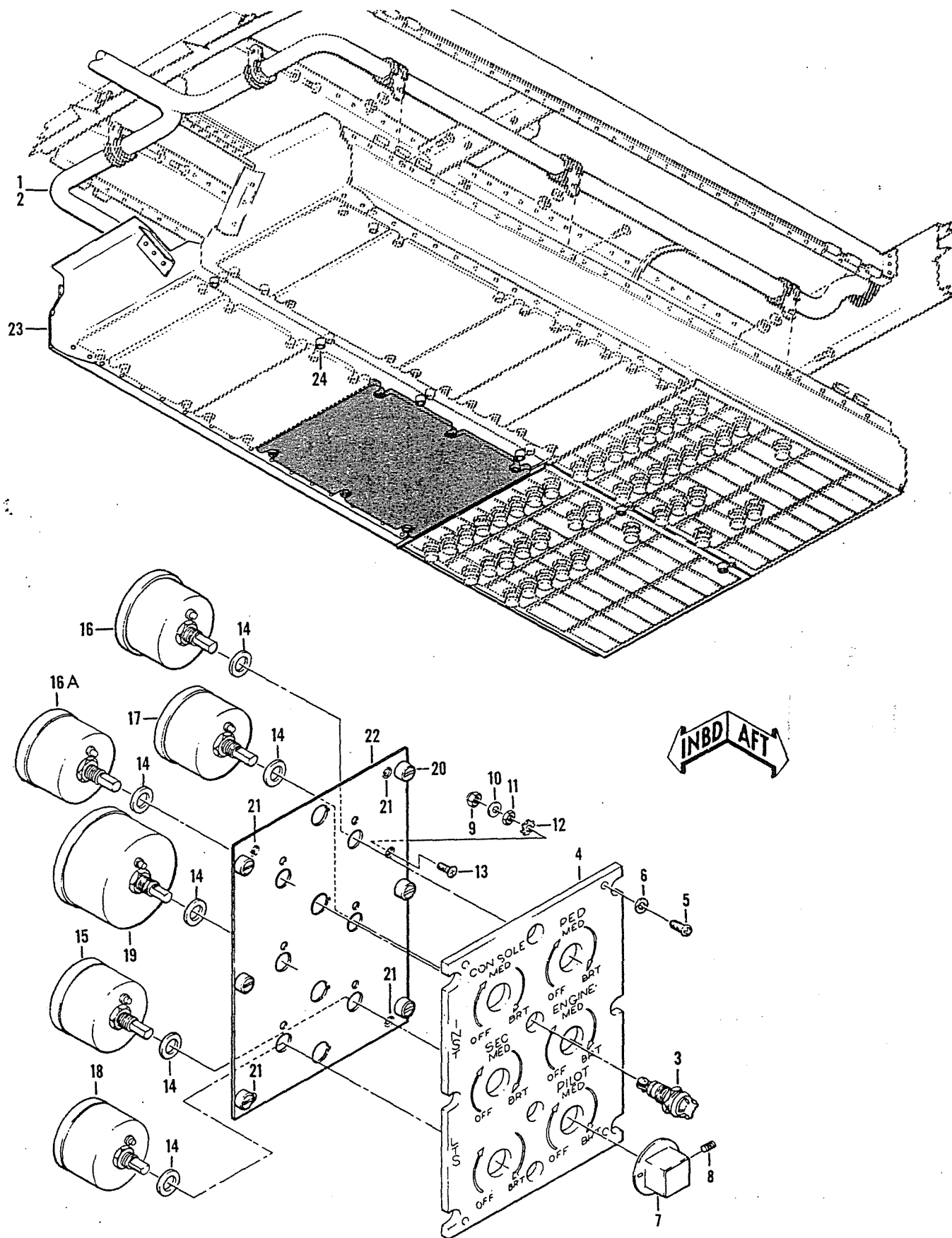


Figure 162. Panel Assembly, Overhead Console, Forward Right-Hand

(1) FIGURE & INDEX NUMBER	(2) PART NUMBER	(3) DESCRIPTION	(4) UNIT PER ASSY	(5) USABLE ON CODE
162 -	204-075-608-13	PANEL ASSY, RH FWD SECTION (SEE FIG. 161 FOR NHA) (SEE FIG. 161 AND 163 FOR BALANCE OF BREAKDOWN)	REF	A
	204-075-608-19	PANEL ASSY, RH FWD SECTION (SEE FIG. 161 FOR NHA) (SEE FIG. 161 AND 163 FOR BALANCE OF BREAKDOWN)	REF	B
- 1	204-175-406-11	..CABLE ASSY, RH FWD SECTION.....	1	C
	204-175-416-3	..CABLE ASSY, RH FWD SECTION.....	1	D
	204-175-440-1	..CABLE ASSY, RH FWD SECTION.....	1	E
	204-175-440-5	..CABLE ASSY, RH FWD SECTION.....	1	F
	MS3110E16-26S	..CONNECTOR (WHEN EXHAUSTED USE MS3120E16-26S) (USBL ON 204-175-406-11 AND 204-175-416-3)	1	
	MS3120E16-26S	..CONNECTOR (USE MS3110E16-26S UNTIL EXHAUSTED) (USBL ON 204-175-406-11 AND 204-175-416-3)	1	
	MS3120F18-32S	..CONNECTOR (USBL ON 204-175-440-1).....	1	
	MS25036-2	..TERMINAL (USBL ON 204-175-406-11).....	16	
	MS25036-2	..TERMINAL (USBL ON 204-175-416-3).....	20	
	MS25036-2	..TERMINAL (USBL ON 204-175-440-1).....	19	
	MS25036-2	..TERMINAL (USBL ON 204-175-440-5).....	17	
	MS25036-3	..TERMINAL.....	2	
	MS25036-12	..TERMINAL (USBL ON 204-175-406-11).....	2	
	MS25036-49	..TERMINAL (USBL ON 204-175-406-11).....	21	
	MS25036-49	..TERMINAL (USBL ON 204-175-416-3).....	22	
	MS25036-49	..TERMINAL (USBL ON 204-175-440-1).....	24	
	MS25036-56	..TERMINAL (USBL ON 204-175-406-11).....	2	
	MS25036-56	..TERMINAL (USBL ON 204-175-440-5).....	1	
	MS25036-53	..TERMINAL (USBL ON 204-175-440-5).....	2	
	320440	..TERMINAL (00779).....	2	
- 2	204-175-405-1	..WIRING ASSY.....	1	C
	204-175-416-1	..WIRING ASSY.....	1	G
	204-175-446-1	..WIRING ASSY.....	1	B
	MS25036-2	..TERMINAL (USBL ON 204-175-405-1).....	23	
	MS25036-2	..TERMINAL (USBL ON 204-175-416-1).....	35	
	MS25036-2	..TERMINAL (USBL ON 204-175-446-1).....	34	
	MS25036-48	..TERMINAL.....	15	
	MS25036-49	..TERMINAL (USBL ON 204-175-405-1 AND 204-175-416-1).....	23	
	MS25036-49	..TERMINAL (USBL ON 204-175-446-1).....	22	
	MS25036-53	..TERMINAL.....	2	
	321055	..TERMINAL (00779).....	4	
	204-075-707-5	..PANEL ASSY, INSTRUMENT LIGHT CONTROL.....	1	
- 3	MS25010-3A	..LIGHT ASSY.....	4	
- 4	204-075-297-1	..PANEL.....	1	
- 5	MS35214-26	..SCREW (AP).....	4	
- 6	AN96086	..WASHER (AP).....	4	
- 7	204-075-254-15	..KNOB ASSY.....	6	
- 8	AN565A6H4	..SCREW, SET.....	1	
- 9	MS21042L06	..NUT.....	1	
- 10	AN96006L	..WASHER.....	1	
- 11	MS20341-6	..NUT.....	1	
- 12	AN93686	..LOCKWASHER.....	1	
- 13	MS24693-28	..SCREW.....	1	
- 14	AN960PD616	..WASHER.....	6	
- 15	204-075-364-1	..RESISTOR.....	1	
- 16	AN3155-50-25	..RESISTOR, VARIABLE (12697).....	1	
- 16A	AN3155-25-50	..RESISTOR.....	1	
- 17	AN3155-25-75	..RESISTOR, VARIABLE (12697).....	1	
- 18	AN3155-25-100	..RESISTOR, VARIABLE (12697).....	1	
- 19	AN3155-50-50	..RESISTOR, VARIABLE (12697).....	1	
	204-075-296-1	..PLATE ASSY.....	1	
- 20	PS3 1-2	..SPRING (72794).....	6	
	PC3 1-2	..CUP (72794).....	6	
	PF3 1-2 38	..STUD (72794).....	6	
- 21	CL632-2	..INSERT (46384).....	4	
- 22	204-075-296-3	..PLATE.....	1	
- 23	204-075-813-2	..FRAME ASSY.....	1	
- 24	PS3 1-2	..SPRING (72794).....	6	

(1) FIGURE & INDEX NUMBER	(2) PART NUMBER	(3) DESCRIPTION	(4) UNIT PER ASSY	(5) USABLE ON CODE
162 -	PC3 1-2 PF3 1-2 38	..CUP (72794)..... ..STUD (72794)..... CODING EXPLANATION CODE SERIAL NUMBERS A 65-7943 THRU 66-1224 B 66-1225 AND SUBSEQUENT C 63-13141 THRU 63-13142 D 63-13143 THRU 65-7924 E 65-7925 THRU 65-7942 F 65-7943 AND SUBSEQUENT G 63-13143 THRU 66-1224	6 6	

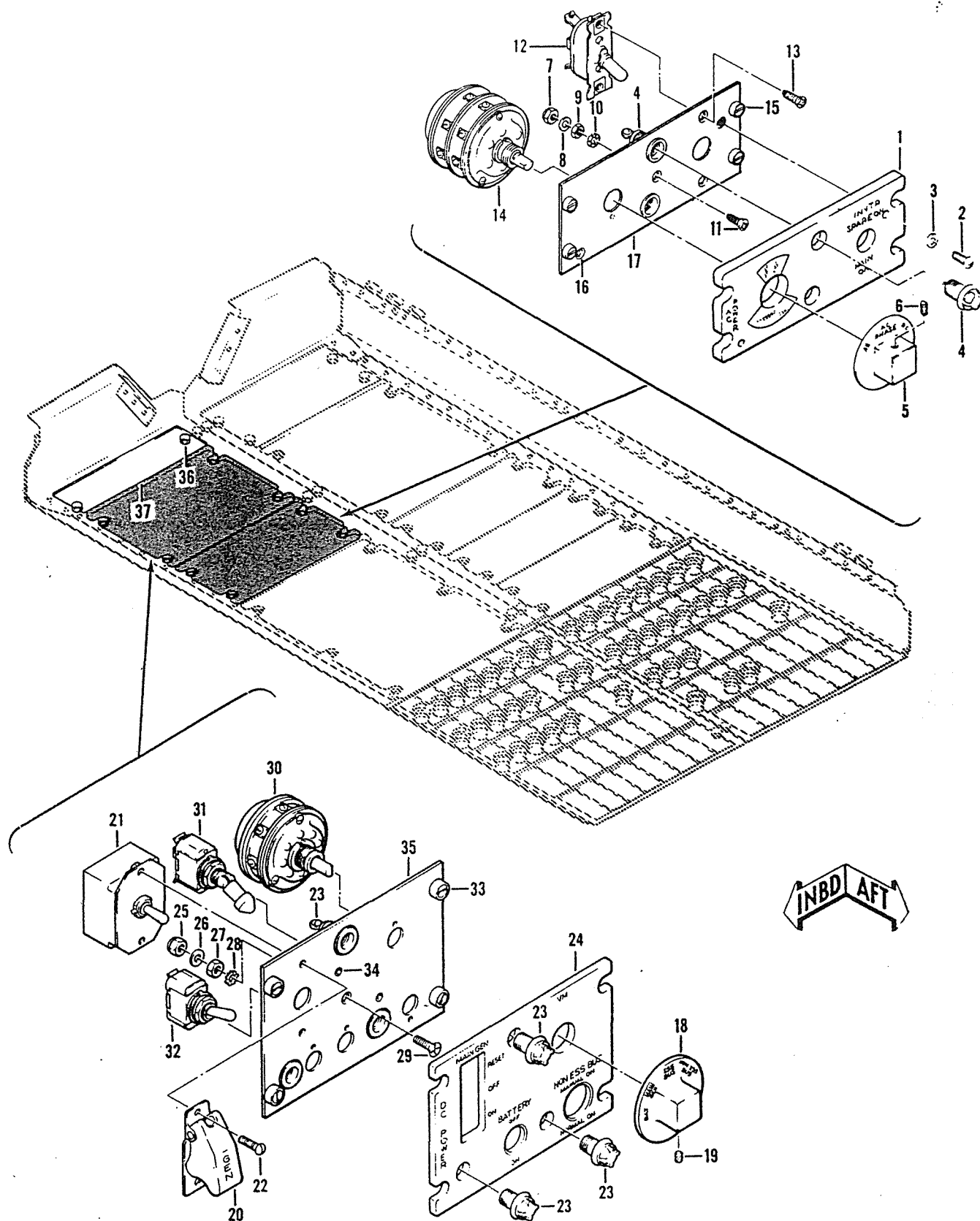


Figure 163. Panel Assembly, Overhead Console, Forward Right-Hand

(1) FIGURE & INDEX NUMBER	(2) PART NUMBER	(3) DESCRIPTION	(4) UNIT PER ASSY	(5) USABLE ON CODE
163 -	204-075-608-13	PANFL ASSY, RH FWD (SEE FIG. 161 FOR NHA)... (SEE FIG. 161 AND 162 FOR BALANCE OF BREAKDOWN)	REF	A
	204-075-608-19	PANEL ASSY, RH FWD (SEE FIG. 161 FOR NHA)... (SEE FIG. 161 AND 162 FOR BALANCE OF BRFAKDOWN)	REF	B
	204-075-206-1	PANFL ASSY, A-C PWR CONTROL.....	1	
- 1	204-075-232-3	PANEL.....	1	
- 2	MS35214-26	SCREW (AP).....	2	
- 3	AN960B6	WASHER (AP).....	2	
- 4	MS25010-3A	LIGHT ASSY.....	2	
- 5	204-075-254-7	KNOB ASSY.....	1	
- 6	AN565A6H4	SCREW, SET.....	1	
- 7	MS21042L06	NUT.....	1	
- 8	AN960D6L	WASHER.....	1	
- 9	MS20341-6	NUT.....	1	
- 10	AN936B6	LOCKWASHER.....	1	
- 11	MS24693-28	SCREW.....	1	
- 12	AN3022-1	SWITCH.....	1	
- 13	MS24693-27	SCREW (AP).....	2	
- 14	MS25002-2	SWITCH.....	1	
	204-075-252-1	PLATE ASSY.....	1	
- 15	PF3 1-2 38	STUD (72794).....	4	
	PS3 1-2	SPRING (72794).....	4	
	PC3 1-2	CUP (72794).....	4	
- 16	CL632-2	INSERT (46384).....	2	
- 17	204-075-252-3	PLATE.....	1	
	204-075-544-1	PANFL ASSY, D-C PWR CONTROL.....	1	C
	204-075-544-3	PANEL ASSY, D-C PWR CONTROL.....	1	D
- 18	204-075-254-39	KNOB ASSY.....	1	C
	204-075-254-43	KNOB ASSY.....	1	D
- 19	AN565A6H4	SCREW, SET.....	1	
- 20	204-075-207-3	GUARD.....	1	
- 21	MS25103-31	SWITCH.....	1	
- 22	MS35214-25	SCREW (AP).....	2	
- 23	MS25010-3A	LIGHT ASSY.....	3	
- 24	204-075-545-1	PANEL.....	1	
- 25	MS21042L06	NUT.....	1	
- 26	AN960D6L	WASHER.....	1	
- 27	MS20341-6	NUT.....	1	
- 28	AN936B6	LOCKWASHER.....	1	
- 29	MS24693-28	SCREW.....	1	
- 30	MS25002-12	SWITCH (USBL ON 204-075-544-1).....	1	
	MS25002-2	SWITCH (USBL ON 204-075-544-3).....	1	
- 31	MS25125-4	SWITCH.....	1	
- 32	MS35058-23	SWITCH (USBL ON 204-075-544-1).....	1	
	MS35059-23	SWITCH (USBL ON 204-075-544-3).....	1	
	204-075-286-1	PLATE ASSY.....	1	
- 33	PF3 1-2 38	STUD (72794).....	4	
	PS3 1-2	SPRING (72794).....	4	
	PC3 1-2	CUP (72794).....	4	
- 34	CL632-2	INSERT (46384).....	2	
- 35	204-075-286-3	PLATE.....	1	
	204-075-266-3	PANFL ASSY, BLANK.....	1	
- 36	PS3 1-2	SPRING (72794).....	2	
	PC3 1-2	CUP (72794).....	2	
	PF3 1-2 38	STUD (72794).....	2	
- 37	204-075-266-35	PANEL.....	1	
CODING EXPLANATION				
CODE SERIAL NUMBERS				
A 65-7943 THRU 66-1224				
B 66-1225 AND SUBSEQUENT				
C 63-13141 THRU 63-13142				
D 63-13143 AND SUBSEQUENT				

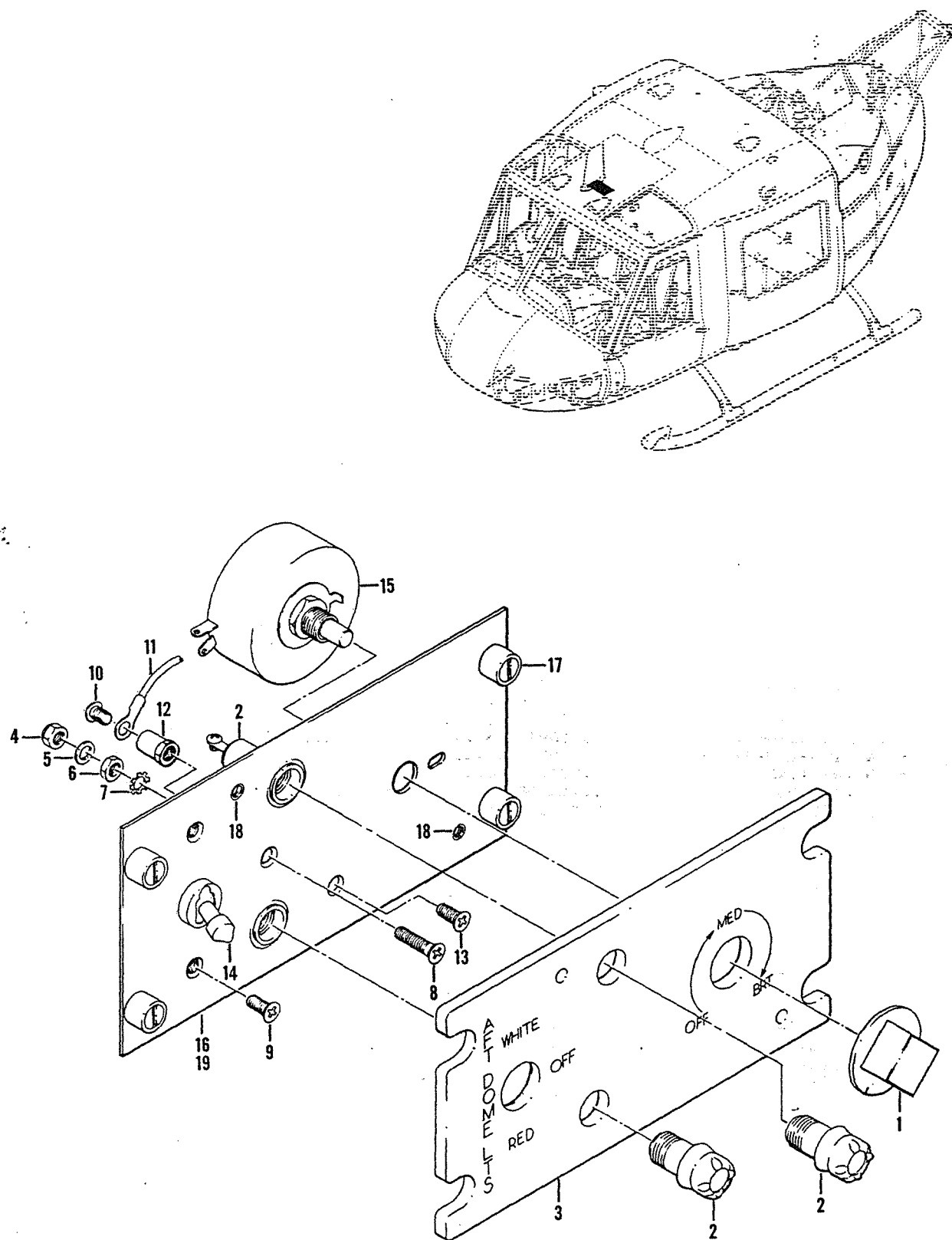


Figure 164. Panel Assembly, Aft Dome Light Control

(1) FIGURE & INDEX NUMBER	(2) PART NUMBER	(3) DESCRIPTION	(4) UNIT PER ASSY	(5) USABLE ON CODE
164 -	204-075-053-1	ELECTRICAL INSTL, FWD SECTION (SEE FIG. 152. FOR NHA) (SEE FIG. 152,153,154,165,167,168, 170,173,175, 176,178,AND 191 FOR BALANCE OF BREAKDOWN)	REF	A
	204-075-065-1	ELECTRICAL INSTL, FWD SECTION (SEE FIG. 152. FOR NHA) (SEE FIG.152,153,154,166,167,168, 171,174,175, 177,178,180,AND 181 FOR BALANCE OF BREAKDOWN)	REF	B
	204-075-065-3	ELECTRICAL INSTL, FWD SECTION (SEE FIG. 152. FOR NHA) (SEE FIG.152,153,154,166,167,168, 171,174,175,177,178,180 AND 181 FOR BALANCE OF BREAKDOWN)	REF	C
	204-075-065-5	ELECTRICAL INSTL, FWD SECTION (SEE FIG. 152. FOR NHA) (SEE FIG.152,153,154,166,167,168, 171,174,175, 177,178,180,AND 181 FOR BALANCE OF BREAKDOWN)	REF	D
	204-075-065-7	ELECTRICAL INSTL, FWD SECTION (SEE FIG. 152. FOR NHA) (SEE FIG.152,153,154,166,167,168, 171,174,175, 177,178,180 AND 181 FOR BALANCE OF BREAKDOWN)	REF	E
	204-075-065-9	ELECTRICAL INSTL, FWD SECTION (SEE FIG. 152. FOR NHA) (SEE FIG.152,153,154,166,167,168, 171,174,175, 177,178,180 AND 181 FOR BALANCE OF BREAKDOWN)	REF	F
	204-075-087-1	ELECTRICAL INSTL, FWD SECTION (SEE FIG. 152. FOR NHA) (SEE FIG.152,153,155,166,167,169, 171,174,175, 177,178,180 AND 182 FOR BALANCE OF BREAKDOWN)	REF	G
- 1	204-075-225-1	PANEL ASSY, AFT DOME LIGHT CONTROL.....	1	
- 2	204-075-254-23	..INDICATOR ASSY.....	1	
- 3	AN565A6H4	...SET SCREW.....	1	
- 4	MS25010-3A	..LIGHT ASSY.....	2	
- 5	204-075-283-1	..PANEL.....	1	
- 6	MS21042L06	..NUT.....	1	
- 7	AN960D6L	..WASHER.....	1	
- 8	MS20341-6	..NUT.....	1	
- 9	AN936R6	..LOCKWASHER.....	1	
- 10	MS24693-28	..SCREW.....	1	
- 11	MS24693-26	..SCREW.....	2	
- 12	MS35206-226	..SCREW.....	1	
- 13	204-075-414-007	..WIRING ASSY.....	1	
- 14	MS25036-2	..TERMINAL.....	2	
- 15	MS25036-3	..TERMINAL.....	1	
- 16	MS25036-48	..TERMINAL.....	2	
- 17	MS25036-49	..TERMINAL.....	1	
- 18	861	..TERMINAL (81312).....	1	
- 19	MS24693-24	..SCREW.....	1	
- 20	MS25028-2	..SWITCH.....	1	
- 21	9272K3	..SWITCH (15605) (ALT).....	1	
- 22	CM23544	..RESISTOR.....	1	
- 23	204-075-284-1	..PLATE ASSY.....	1	
- 24	PF3 1-2 38	...STUD (72794).....	4	
- 25	PC3 1-2	...CUP (72794).....	4	
- 26	PS3 1-2	...SPRING (72794).....	4	
- 27	CL632-2	...INSERT (46384).....	2	
- 28	204-075-284-3	...PLATE.....	1	
CODING EXPLANATION				
CODE SERIAL NUMBERS				
A 63-13141 THRU 63-13142				
B 63-13143 THRU 63-13165				
C 64-15476 THRU 64-15490				
D 64-15491 THRU 65-7924				

(1) FIGURE & INDEX NUMBER	(2) PART NUMBER	(3) DESCRIPTION	(4) UNIT PER ASSY	(5) USABLE ON CODE
164 -		E 65-7925 THRU 65-7942 F 65-7943 THRU 66-1224 G 66-1225 AND SUBSEQUENT		

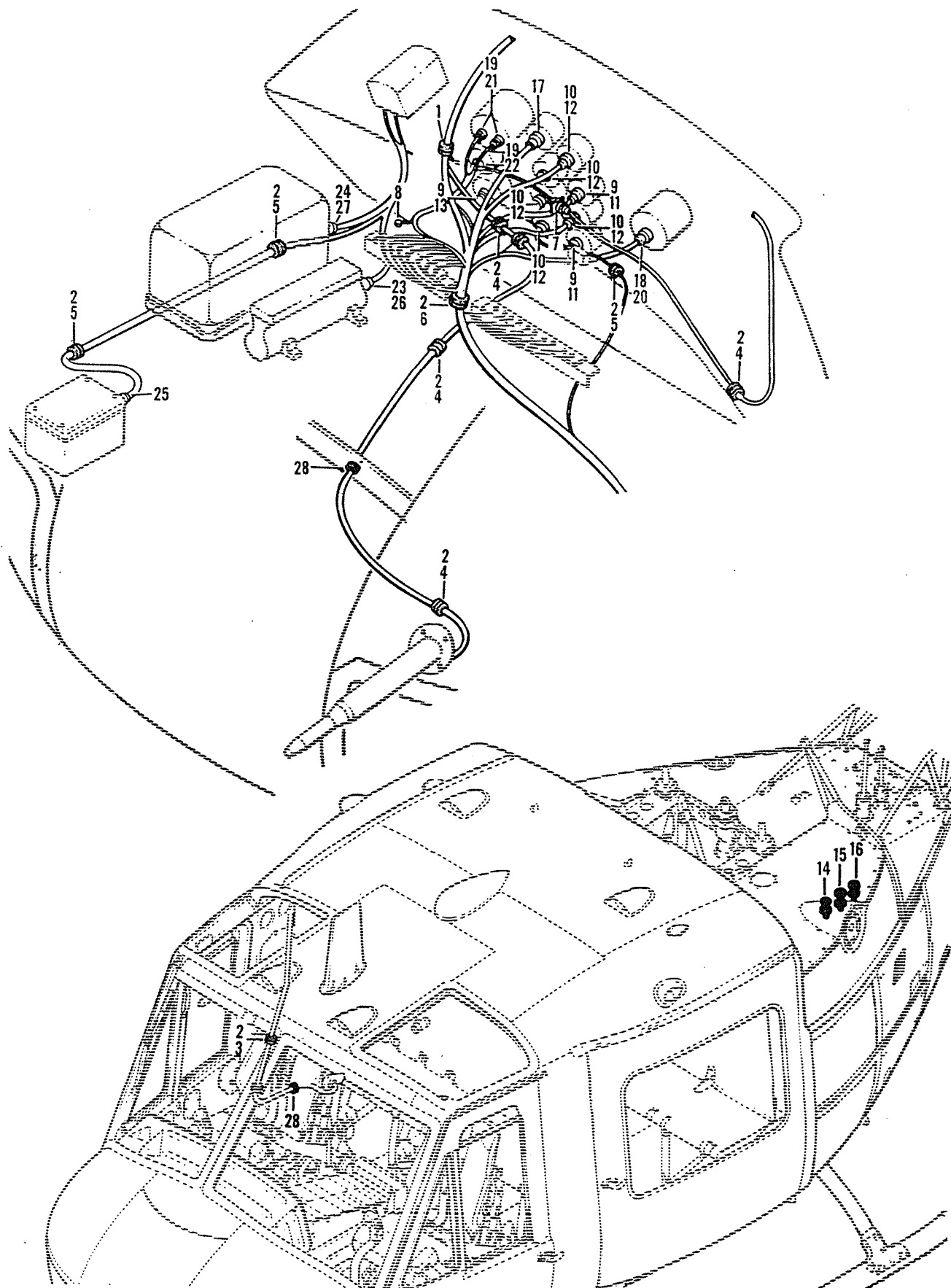


Figure 165. Electrical Installation, Forward Section, Nose Compartment Upper

(1) FIGURE & INDEX NUMBER	(2) PART NUMBER	(3) DESCRIPTION	(4) UNIT PER ASSY	(5) USABLE ON CODE
165 -	204-075-053-1	ELECTRICAL INSTL, FWD SECTION (SEE FIG. 152, FOR NHA) (SEE FIG 152,153,154,164,167,168, 170,173,175, 176,178 AND 181 FOR BALANCE OF BREAKDOWN)	REF	A
- 1	AN743-13	.BRACKET.....	1	
	NAS679A3	.NUT.....	2	
	AN960PD10L	.WASHER.....	1	
	MS35207-263	.SCREW.....	1	
	MS35207-269	.SCREW.....	1	
	NAS43DD3-64	.SPACER.....	1	
	MS21919WDG18	.CLAMP.....	1	
- 2	NAS679A3	.NUT.....	10	
	AN960PD10L	.WASHER.....	10	
	MS35207-263	.SCREW.....	10	
- 3	MS21919WDG9	.CLAMP.....	1	
- 4	MS21919DG2	.CLAMP.....	5	
- 5	MS21919DG4	.CLAMP.....	3	
- 6	MS21919WDG18	.CLAMP.....	1	
- 7	MS21042L04	.NUT.....	4	
	AN960PD4L	.WASHER.....	8	
	MS35206-216	.SCREW.....	3	
	AN500A4-7	.SCREW.....	1	
- 8	NAS679A3	.NUT.....	1	
	AN960PD10L	.WASHER.....	2	
	MS35207-263	.SCREW.....	1	
	204-175-407-11	.CABLE ASSY, ENG INSTRUMENTS.....	1	
- 9	MS3057-4A	.ADAPTER.....	3	
	AN3420-4	.BUSHING.....	3	
- 10	MS3057-6A	.ADAPTER.....	5	
	AN3420-6	.BUSHING.....	5	
- 11	MS3106A10SL-3S	.PLUG.....	3	
- 12	MS3106A14S-2S	.PLUG.....	5	
- 13	MS3108R10SL3S	.PLUG.....	1	
- 14	PC170B	.PLUG (05209).....	1	
- 15	PC170A	.PLUG (05209).....	1	
- 16	PC200F	.PLUG (05209).....	1	
- 17	165-61-1008	.PLUG (02660).....	1	
	MS25036-2	.TERMINAL.....	9	
	MS25036-49	.TERMINAL.....	4	
	85T4-2-4	.TUBE, INSUL.....	2	
	204-175-407-13	.CABLE ASSY, FLIGHT INSTRUMENT.....	1	
- 18	MS3057-4A	.ADAPTER.....	1	
	AN3420-4	.BUSHING.....	1	
- 19	MS3057-6A	.ADAPTER.....	3	
	AN3420-6	.BUSHING.....	3	
- 20	MS3106A10SL-3S	.PLUG.....	1	
- 21	MS3106A14S-7S	.PLUG.....	2	
- 22	MS3106A14S2S	.PLUG.....	1	
	MS25036-2	.TERMINAL.....	19	
	MS25036-3	.TERMINAL.....	2	
	MS25036-49	.TERMINAL.....	3	
	AN5538-1	.TERMINAL.....	4	
	AN5538-2	.TERMINAL.....	4	
	85T4-7-2	.TUBING, INSUL.....	3	
	204-075-429-1	.CABLE ASSY, ATTITUDE CONTROL.....	1	
- 23	MS3057-6A	.ADAPTER.....	1	
- 24	MS3057-16A	.ADAPTER.....	1	
- 25	MS3116E14-19S	.PLUG (WHEN EXHAUSTED USE MS3126E14-19S)...	1	
	MS3126E14-19S	.PLUG (USE MS3116E14-19S UNTIL EXHAUSTED)...	1	
- 26	MS3106A14S-5S	.PLUG.....	1	
- 27	MS3106A24-28S	.PLUG.....	1	
	MS25036-3	.TERMINAL.....	5	
	MS25036-49	.TERMINAL.....	2	
- 28	MS35489-4	.GROMMET.....	2	
		CODING EXPLANATION		
		CODE SERIAL NUMBERS		

1
 2
 3
 4
 5
 6
 7
 8
 9
 10
 11
 12
 13
 14
 15
 16
 17
 18
 19
 20
 21
 22
 23
 24
 25
 26
 27
 28
 29
 30
 31
 32
 33
 34
 35
 36
 37
 38
 39
 40
 41
 42
 43
 44
 45
 46
 47
 48
 49
 50
 51
 52
 53
 54
 55
 56
 57
 58
 59
 60
 61
 62
 63
 64
 65
 66
 67
 68
 69
 70
 71
 72
 73
 74
 75
 76
 77
 78
 79
 80
 81
 82
 83
 84
 85
 86
 87
 88
 89
 90
 91
 92
 93
 94
 95
 96
 97
 98
 99
 100
 101
 102
 103
 104
 105
 106
 107
 108
 109
 110
 111
 112
 113
 114
 115
 116
 117
 118
 119
 120
 121
 122
 123
 124
 125
 126
 127
 128
 129
 130
 131
 132
 133
 134
 135
 136
 137
 138
 139
 140
 141
 142
 143
 144
 145
 146
 147
 148
 149
 150
 151
 152
 153
 154
 155
 156
 157
 158
 159
 160
 161
 162
 163
 164
 165
 166
 167
 168
 169
 170
 171
 172
 173
 174
 175
 176
 177
 178
 179
 180
 181
 182
 183
 184
 185
 186
 187
 188
 189
 190
 191
 192
 193
 194
 195
 196
 197
 198
 199
 200
 201
 202
 203
 204
 205
 206
 207
 208
 209
 210
 211
 212
 213
 214
 215
 216
 217
 218
 219
 220
 221
 222
 223
 224
 225
 226
 227
 228
 229
 230
 231
 232
 233
 234
 235
 236
 237
 238
 239
 240
 241
 242
 243
 244
 245
 246
 247
 248
 249
 250
 251
 252
 253
 254
 255
 256
 257
 258
 259
 260
 261
 262
 263
 264
 265
 266
 267
 268
 269
 270
 271
 272
 273
 274
 275
 276
 277
 278
 279
 280
 281
 282
 283
 284
 285
 286
 287
 288
 289
 290
 291
 292
 293
 294
 295
 296
 297
 298
 299
 300
 301
 302
 303
 304
 305
 306
 307
 308
 309
 310
 311
 312
 313
 314
 315
 316
 317
 318
 319
 320
 321
 322
 323
 324
 325
 326
 327
 328
 329
 330
 331
 332
 333
 334
 335
 336
 337
 338
 339
 340
 341
 342
 343
 344
 345
 346
 347
 348
 349
 350
 351
 352
 353
 354
 355
 356
 357
 358
 359
 360
 361
 362
 363
 364
 365
 366
 367
 368
 369
 370
 371
 372
 373
 374
 375
 376
 377
 378
 379
 380
 381
 382
 383
 384
 385
 386
 387
 388
 389
 390
 391
 392
 393
 394
 395
 396
 397
 398
 399
 400
 401
 402
 403
 404
 405
 406
 407
 408
 409
 410
 411
 412
 413
 414
 415
 416
 417
 418
 419
 420
 421
 422
 423
 424
 425
 426
 427
 428
 429
 430
 431
 432
 433
 434
 435
 436
 437
 438
 439
 440
 441
 442
 443
 444
 445
 446
 447
 448
 449
 450
 451
 452
 453
 454
 455
 456
 457
 458
 459
 460
 461
 462
 463
 464
 465
 466
 467
 468
 469
 470
 471
 472
 473
 474
 475
 476
 477
 478
 479
 480
 481
 482
 483
 484
 485
 486
 487
 488
 489
 490
 491
 492
 493
 494
 495
 496
 497
 498
 499
 500
 501
 502
 503
 504
 505
 506
 507
 508
 509
 510
 511
 512
 513
 514
 515
 516
 517
 518
 519
 520
 521
 522
 523
 524
 525

[illegible]

(1) FIGURE & INDEX NUMBER	(2) PART NUMBER	(3) DESCRIPTION	(4) UNIT PER ASSY	(5) USABLE ON CODE
165 -		A 63-13141 THRU 63-13142		

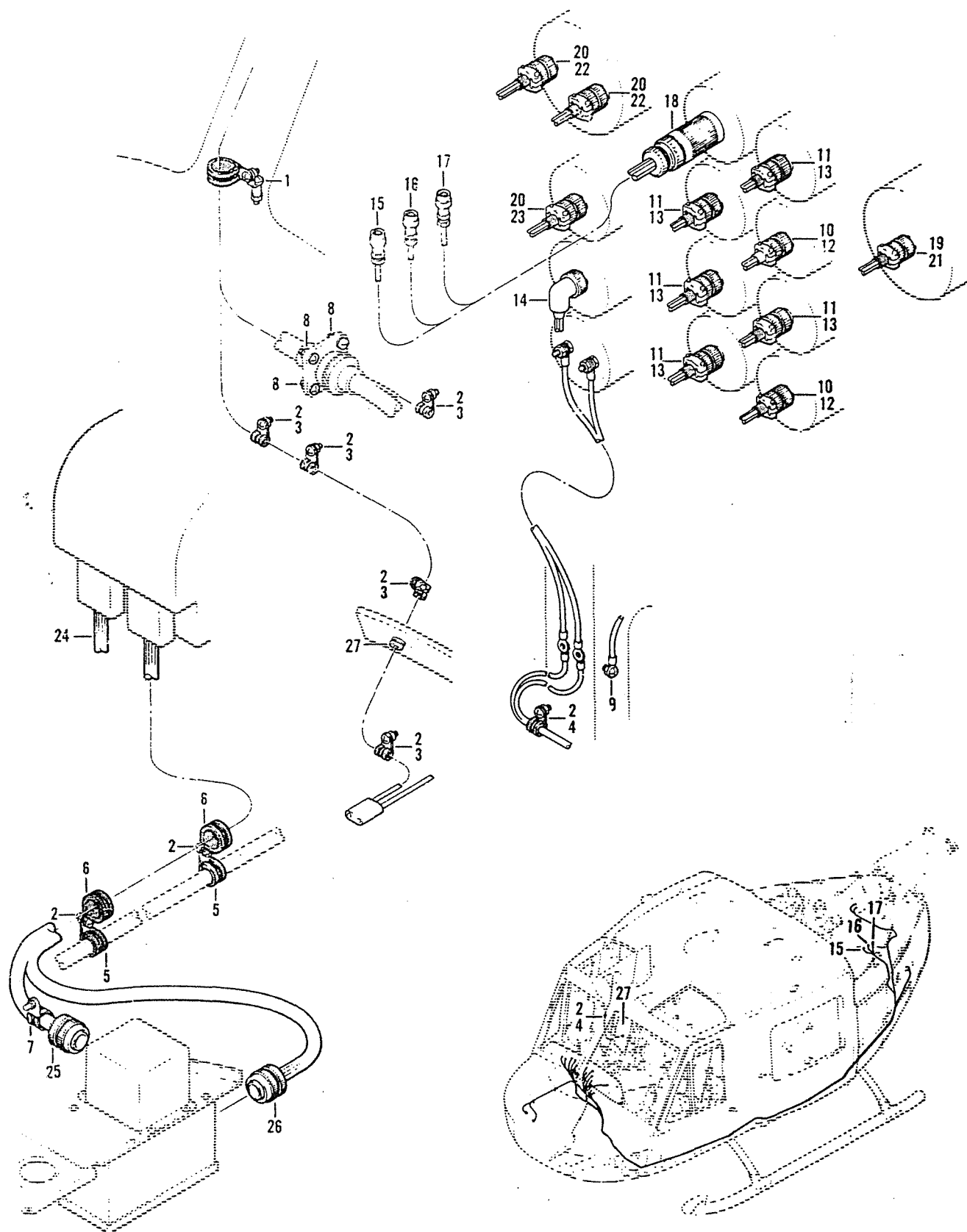


Figure 166. Electrical Installation, Forward Section

(1) FIGURE & INDEX NUMBER	(2) PART NUMBER	(3) DESCRIPTION	(4) UNIT PER ASSY	(5) USABLE ON CODE
166 -	204-075-065-1	ELECTRICAL INSTL, FWD SECTION (SEE FIG. 152. FOR NHA) (SEE FIG.152,153,154,164,167,168, 171,174,175, 177,178,180 AND 181 FOR BALANCE OF BREAKDOWN)	REF	A
	204-075-065-3	ELECTRICAL INSTL, FWD SECTION (SEE FIG. 152. FOR NHA) (SEE FIG.152,153,154,164,167,168, 171,174,175, 177,178,180 AND 180 FOR BALANCE OF BREAKDOWN)	REF	B
	204-075-065-5	ELECTRICAL INSTL, FWD SECTION (SEE FIG. 152. FOR NHA) (SEE FIG.152,153,154,164,167,168, 171,174,175, 177,178,180 AND 181 FOR BALANCE OF BREAKDOWN)	REF	C
	204-075-065-7	ELECTRICAL INSTL, FWD SECTION (SEE FIG. 152. FOR NHA) (SEE FIG.152,153,154,164,167,168, 171,174,175, 177,178,180 AND 181 FOR BALANCE OF BREAKDOWN)	REF	D
	204-075-065-9	ELECTRICAL INSTL, FWD SECTION (SEE FIG. 152. FOR NHA) (SEE FIG.152,153,154,164,167,168, 171,174,175, 177,178,180 AND 181 FOR BALANCE OF BREAKDOWN)	REF	E
	204-075-087-1	ELECTRICAL INSTL, FWD SECTION (SEE FIG. 152. FOR NHA) (SEE FIG.152,153,155,164,167,169, 171,174,175, 171,178,180 AND 182 FOR BALANCE OF BREAKDOWN)	REF	F
- 1	AN743-13	.BRACKET.....	1	
	NAS679A3	.NUT.....	2	
	AN960PD10L	.WASHER.....	1	
	MS35207-263	.SCREW.....	1	
	MS35207-269	.SCREW.....	1	
	NAS43DD3-64	.SPACER.....	1	
	MS21919WDG18	.CLAMP.....	1	
- 2	NAS679A3	.NUT.....	10	
	AN960PD10L	.WASHER.....	10	
	MS35207-263	.SCREW.....	10	
- 3	MS21919DG2	.CLAMP.....	5	
- 4	MS21919DG4	.CLAMP.....	2	
- 5	MS21919WDG6	.CLAMP.....	2	
- 6	MS21919WDG8	.CLAMP.....	2	
- 7	NAS679A3	.NUT.....	1	
	AN960PD10L	.WASHER.....	1	
	MS35207-263	.SCREW.....	1	
	MS21919WDG10	.CLAMP.....	1	
- 8	MS21042L04	.NUT.....	4	
	AN960PD4L	.WASHER.....	8	
	MS35206-216	.SCREW.....	3	
	AN500A4-7	.SCREW.....	1	
- 9	NAS679A3	.NUT.....	1	
	AN960PD10L	.WASHER.....	2	
	MS35207-263	.SCREW.....	1	
- 10	204-175-407-11	.CABLE ASSY, ENG INSTRUMENTS.....	1	
	MS3057-4A	.ADAPTER.....	3	
- 11	AN3420-4	.BUSHING.....	3	
	MS3057-6A	.ADAPTER.....	5	
	AN3420-6	.BUSHING.....	5	
- 12	MS3106A10SL-3S	.PLUG.....	3	
- 13	MS3106A14S2S	.PLUG.....	5	
- 14	MS3108R10SL3S	.PLUG.....	1	
- 15	PC1708	.PLUG (05209).....	1	
- 16	PC170A	.PLUG (05209).....	1	
- 17	PC200F	.PLUG (05209).....	1	
- 18	165-61-1008	.PLUG (02660).....	1	
	MS25036-2	.TERMINAL.....	9	
	MS25036-49	.TERMINAL.....	4	
	85T4-2-4	.TUBE, INSUL.....	7	
- 19	204-175-407-13	.CABLE ASSY, FLIGHT INSTRUMENTS.....	1	
	MS3057-4A	.ADAPTER.....	1	
- 20	AN3420-4	.BUSHING.....	1	
	MS3057-6A	.ADAPTER.....	3	
	AN3420-6	.BUSHING.....	3	



(1) FIGURE & INDEX NUMBER	(2) PART NUMBER	(3) DESCRIPTION	(4) UNIT PER ASSY	(5) USABLE ON CODE
166 - 21	MS3106A10SL3S	..PLUG.....	1	
- 22	MS3106A14S7S	..PLUG.....	2	
- 23	MS3106A14S2S	..PLUG.....	1	
	MS25036-2	..TERMINAL.....	19	
	MS25036-3	..TERMINAL.....	2	
	MS25036-49	..TERMINAL.....	3	
	AN5538-1	..TERMINAL.....	5	
	AN5538-2	..TERMINAL.....	3	
	85T4-7-2	..TUBING, INSUL.....	3	
	85T4-5-3	..TUBING, INSUL.....	2	
- 24	204-175-417-5	..CABLE ASSY, ATTITUDE INDICATOR SPLICE.....	1	
	MS25036-3	..TERMINAL.....	2	
	204-175-417-1	..CABLE ASSY, ATTITUDE INDICATOR, AMPLIFIER..	1	
- 25	MS3116E14-19S	..PLUG (WHEN EXHAUSTED USE MS3126E14-19S)...	1	
	MS3126E14-19S	..PLUG (USE MS3116E14-19S UNTIL EXHAUSTED)...	1	
	MS25036-2	..TERMINAL.....	2	
	204-075-949-7	..CABLE ASSY, RPM WARNING SYSTEM.....	1	
- 26	MS3116E14-19S	..PLUG (WHEN EXHAUSTED USE MS3126E14-19S)...	1	
	MS3126E14-19S	..PLUG (USE MS3116E14-19S UNTIL EXHAUSTED)...	1	
	MS25036-2	..TERMINAL.....	5	
	MS25036-3	..TERMINAL.....	1	
	MS25036-49	..TERMINAL.....	1	
- 27	MS35489-4	..GROMMET.....	2	
		CODING EXPLANATION		
		CODE SERIAL NUMBERS		
		A 63-13141 THRU 63-13142		
		B 64-15476 THRU 64-15490		
		C 64-15491 THRU 65-7924		
		D 65-7925 THRU 65-7942		
		E 65-7943 THRU 66-1224		
		F 66-1225 AND SUBSEQUENT		

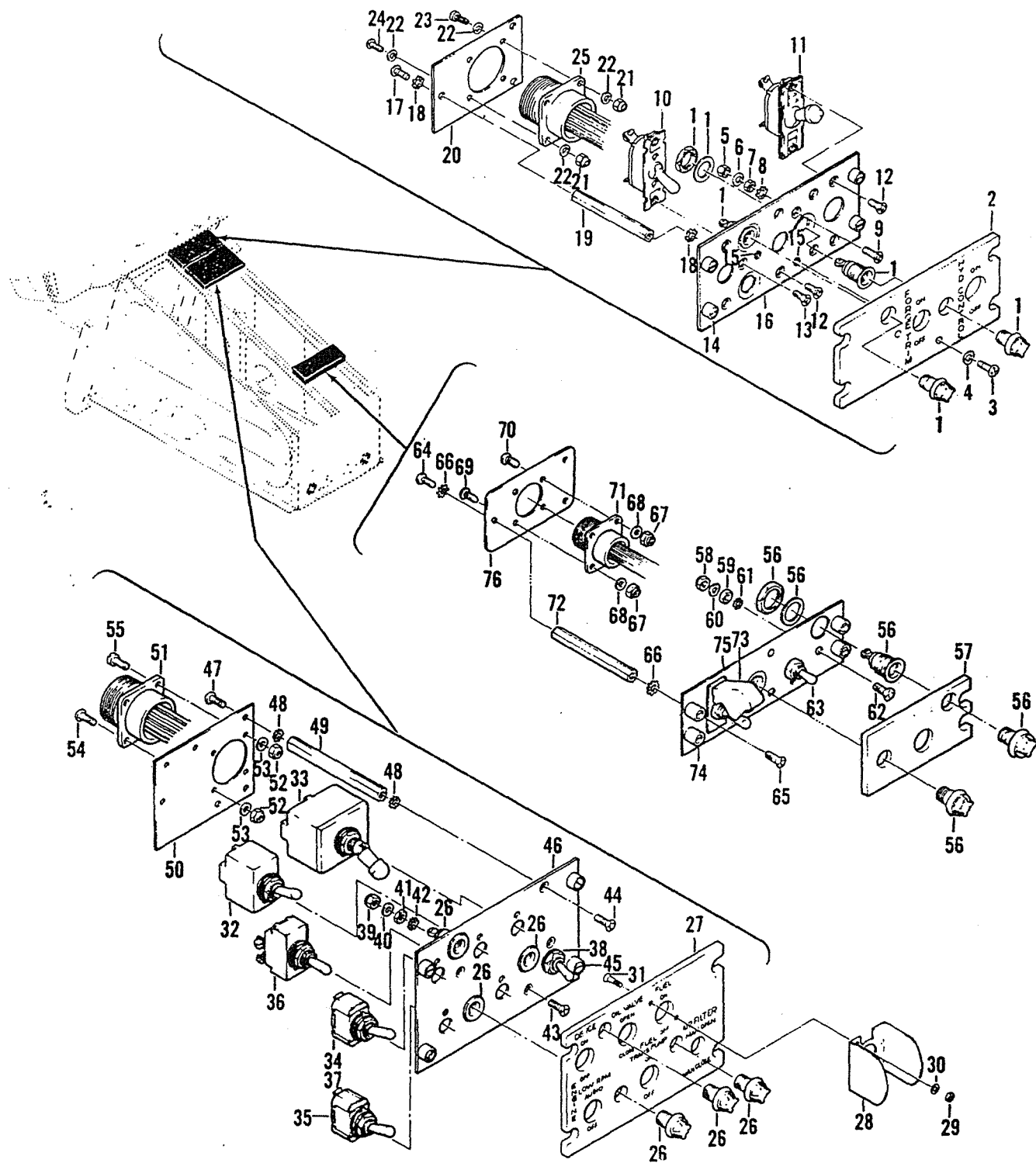


Figure 167. Hydraulic Boost and Engine Pedestal Control Panel Assemblies

(1) FIGURE & INDEX NUMBER	(2) PART NUMBER	(3) DESCRIPTION	(4) UNIT PER ASSY	(5) USABLE ON CODE
167 -	204-075-053-1	ELECTRICAL INSTL, FWD SECTION (SEE FIG. 152. FOR NHA) (SEE FIG. 152, 153, 154, 164, 165, 168, 170, 173, 175, 176, 178, AND 181 FOR BALANCE OF BREAKDOWN)	REF	A
	204-075-065-1	ELECTRICAL INSTL, FWD SECTION (SEE FIG. 152. FOR NHA) (SEE FIG. 152, 153, 154, 164, 166, 168, 171, 174, 175, 177, 178, 180 AND 181 FOR BALANCE OF BREAKDOWN)	REF	B
	204-075-065-3	ELECTRICAL INSTL, FWD SECTION (SEE FIG. 152. FOR NHA) (SEE FIG. 152, 153, 154, 164, 166, 168, 171, 174, 175, 177, 178, 180 AND 181 FOR BALANCE OF BREAKDOWN)	REF	C
	204-075-065-5	ELECTRICAL INSTL, FWD SECTION (SEE FIG. 152. FOR NHA) (SEE FIG. 152, 153, 154, 164, 166, 168, 171, 174, 175, 177, 178, 180 AND 181 FOR BALANCE OF BREAKDOWN)	REF	D
	204-075-065-7	ELECTRICAL INSTL, FWD SECTION (SEE FIG. 152. FOR NHA) (SEE FIG. 152, 153, 154, 164, 166, 168, 171, 174, 175, 177, 178, 180 AND 181 FOR BALANCE OF BREAKDOWN)	REF	E
	204-075-065-9	ELECTRICAL INSTL, FWD SECTION (SEE FIG. 152. FOR NHA) (SEE FIG. 152, 153, 154, 164, 166, 168, 171, 174, 175, 177, 178, 180 AND 181 FOR BALANCE OF BREAKDOWN)	REF	F
	204-075-087-1	ELECTRICAL INSTL, FWD SECTION (SEE FIG. 152. FOR NHA) (SEE FIG. 152, 153, 155, 164, 166, 169, 171, 174, 175, 177, 178, 180 AND 182 FOR BALANCE OF BREAKDOWN)	REF	G
- 1	MS25010-3A	..PANEL ASSY, HYD BOOST CONTROL.....	1	
- 2	204-075-280-3	..LIGHT ASSY.....	2	
- 3	MS35214-25	..PANEL.....	1	
- 4	AN96086	..SCREW (AP).....	2	
- 5	MS21042L06	..WASHER (AP).....	2	
- 6	AN96006L	..NUT.....	1	
- 7	AN341-6	..WASHER.....	1	
- 8	AN93686	..NUT.....	1	
- 9	MS24693-28	..WASHER, LOCK.....	1	
- 10	AN3022-2	..SCREW.....	1	
- 11	MS25028-3	..SWITCH.....	1	
- 12	MS24693-26	..SWITCH.....	1	
- 13	MS24693-26	..SCREW (AP).....	4	
	204-075-236-5	..SCREW.....	3	
- 14	PC3 1-2	..PLATE ASSY.....	1	
	PS3 1-2	..CUP (72794).....	4	
	PF3 1-2 38	..SPRING (72794).....	4	
- 15	CL632-2	..STUD (72794).....	4	
- 16	204-075-236-7	..INSERT (46384).....	2	
- 17	MS35206-228	..PLATE.....	1	
- 18	AN93686	..SCREW.....	3	
- 19	204-075-242-3	..WASHER, LOCK.....	6	
- 20	204-075-253-1	..SPACER.....	3	
- 21	MS21042L04	..PLATE.....	1	
- 22	AN96004L	..NUT.....	4	
- 23	MS35265-15	..WASHER.....	8	
- 24	MS35206-215	..SCREW.....	1	
	204-075-410-7	..SCREW.....	3	
- 25	MS3102A20-27P	..WIRING ASSY.....	1	
	MS25036-2	..RECEPTACLE.....	1	
	MS25036-48	..TERMINAL.....	1	
	MS25036-49	..TERMINAL.....	3	
	204-075-546-5	..TERMINAL.....	4	
	204-075-546-7	..PANEL ASSY, ENG PEDESTAL CONTROL.....	1	A
	204-075-546-9	..PANEL ASSY, ENG PEDESTAL CONTROL.....	1	H
	204-075-636-1	..PANEL ASSY, ENG PEDESTAL CONTROL.....	1	D
- 26	MS25010-3A	..PANEL ASSY, ENG PEDESTAL CONTROL.....	1	J
- 27	204-075-547-5	..LIGHT ASSY.....	3	
	204-075-547-7	..PANEL.....	1	A
	204-075-565-1	..PANEL.....	1	K
		..PANEL.....	1	J

Section II
Group Assembly Parts List

T.O. 1H-1(U)F-4

(1) FIGURE & INDEX NUMBER	(2) PART NUMBER	(3) DESCRIPTION	(4) UNIT PER ASSY	USABLE ON CODE
167 - 28	68834130-01	...GUARD (98752).....	1	
- 29	AN341-4	...NUT (AP).....	2	
- 30	MS35333-104	...WASHER (AP).....	2	
- 31	AN507C440-6	...SCREW (AP).....	2	
- 32	MS24524-23	...SWITCH.....	1	
- 33	MS24660-23G	...SWITCH.....	1	
- 34	MS35058-23	...SWITCH (USBL ON 204-075-546-5 AND -7).....	1	
- 35	MS35058-23	...SWITCH (USBL ON 204-075-546-7).....	1	
	5ET1-S	...SWITCH (91929).....	1	L
	MS25082-8	...NUT (USBL ON 204-075-546-9) (AP).....	1	
- 36	MS35059-23	...SWITCH.....	1	
- 37	MS35059-23	...SWITCH (USBL ON 204-075-636-1).....	1	
- 38	MS25201-4	...SWITCH (USBL ON 204-075-636-1).....	1	
- 39	MS21042L06	...NUT.....	1	
- 40	AN960D6L	...WASHER.....	1	
- 41	MS20341-6	...NUT.....	1	
- 42	AN936A6	...WASHER, LOCK.....	1	
- 43	MS24693-28	...SCREW.....	1	
- 44	MS24693-26	...SCREW.....	3	
	204-075-557-1	...PLATE ASSY.....	1	A
	204-075-557-5	...PLATE ASSY.....	1	M
	204-075-564-1	...PLATE ASSY.....	1	D
	204-075-635-1	...PLATE ASSY.....	1	J
- 45	PC3 1-2	...CUP (72794).....	4	
	PS3 1-2	...SPRING (72794).....	4	
	PF3 1-2 38	...STUD (72794).....	4	
- 46	204-075-557-3	...PLATE.....	1	A
	204-075-557-7	...PLATE.....	1	H
	204-075-564-3	...PLATE.....	1	D
	204-075-635-3	...PLATE.....	1	J
- 47	MS35206-228	...SCREW.....	3	
- 48	AN936A6	...WASHER, LOCK.....	6	
- 49	204-075-252-7	...SPACER.....	3	
- 50	205-075-229-1	...PLATE.....	1	N
	205-075-229-3	...PLATE.....	1	J
- 51	204-175-408-15	...WIRING ASSY.....	1	A
	204-175-413-3	...WIRING ASSY.....	1	H
	204-175-413-7	...WIRING ASSY.....	1	D
	204-175-439-1	...WIRING ASSY.....	1	J
- 52	MS21042L04	...NUT (AP).....	4	
- 53	AN960PD4L	...WASHER (AP).....	4	
- 54	MS35206-215	...SCREW (AP).....	3	
- 55	MS35265-15	...SCREW (AP).....	1	
	MS3112E20-39P	...RECEPTACLE (WHEN EXHAUSTED USE..... MS3122E20-39P)	1	
	MS3122E20-39P	...RECEPTACLE (USE MS3112E20-39P UNTIL..... EXHAUSTED)	1	
	MS25036-2	...TERMINAL (USBL ON 204-175-408-15).....	21	
	MS25036-2	...TERMINAL (USBL ON 204-175-413-3).....	23	
	MS25036-2	...TERMINAL (USBL ON 204-175-413-7).....	21	
	MS25036-2	...TERMINAL (USBL ON 204-175-439-1).....	31	
	MS25036-3	...TERMINAL (USBL ON 204-175-408-15 AND..... 204-175-413-3)	1	
	MS25036-3	...TERMINAL (USBL ON 204-175-413-7).....	2	
	MS25036-7	...TERMINAL.....	2	
	MS25036-48	...TERMINAL (USBL ON 204-175-408-15 AND..... 204-175-413-3)	5	
	MS25036-48	...TERMINAL (USBL ON 204-175-413-7 AND..... 204-175-439-1)	10	
	IN2071	...DIODE (96214).....	2	
- 56	204-075-857-1	...PANEL ASSY, HOIST CABLE CUT.....	1	G
- 57	MS25010B11A327	...LAMP ASSY.....	2	
- 58	204-075-859-1	...PANEL, EDGELIT.....	1	G
- 59	MS21042L06	...NUT.....	1	
- 60	MS20341-6S	...NUT.....	1	
- 61	AN960D6L	...WASHER.....	2	
- 62	AN936B6	...WASHER.....	1	
- 63	MS24693-28	...SCREW.....	1	
	MS35059-22	...SWITCH.....	1	

(1) FIGURE & INDEX NUMBER	(2) PART NUMBER	(3) DESCRIPTION	(4) UNIT PER ASSY	(5) USABLE ON CODE
167 - 64	MS35206-228	..SCREW.....	3	
- 65	MS24693-26	..SCREW.....	3	
- 66	AN93686	..WASHER.....	6	
	204-175-445-3	..WIRING ASSY.....	1	G
- 67	MS21042L04	..NUT (AP).....	4	
- 68	AN960D4L	..WASHER (AP).....	4	
- 69	AN500A4-7	..SCREW (AP).....	1	
- 70	MS35206-216	..SCREW (AP).....	3	
- 71	MS3122E12-10P	..PLUG.....	1	
	MS25036-2	..TERMINAL.....	8	G
	MS25036-3	..TERMINAL.....	1	
	MS25036-48	..TERMINAL.....	3	
- 72	204-075-242-3	..SPACER.....	3	G
- 73	MS25224-3	..GUARD, SWITCH.....	1	
	MS35058-30	..SWITCH.....	1	
	204-075-858-1	..PLATE ASSY, MOUNTING.....	1	G
- 74	PC3 1-2	..CUP (72794).....	4	
	PF3 1-2 38	..STUD (72794).....	4	
	PS3 1-2	..SPRING (72794).....	4	
- 75	204-075-858-3	..PLATE.....	1	G
- 76	204-075-860-1	..PLATE.....	1	G
CODING EXPLANATION				
CODE SERIAL NUMBERS				
A 63-13141 THRU 63-13142				
B 63-13143 THRU 63-13165				
C 64-15476 THRU 64-17490				
D 64-17491 THRU 65-7924				
E 65-7925 THRU 65-7942				
F 65-7943 THRU 66-1224				
G 66-1225 AND SUBSEQUENT				
H 63-13143 THRU 64-15490				
J 65-7925 AND SUBSEQUENT				
K 63-13143 THRU 65-7924				
L 64-15491 AND SUBSEQUENT				
M 63-13145 THRU 64-15490				
N 63-13141 THRU 65-7924				

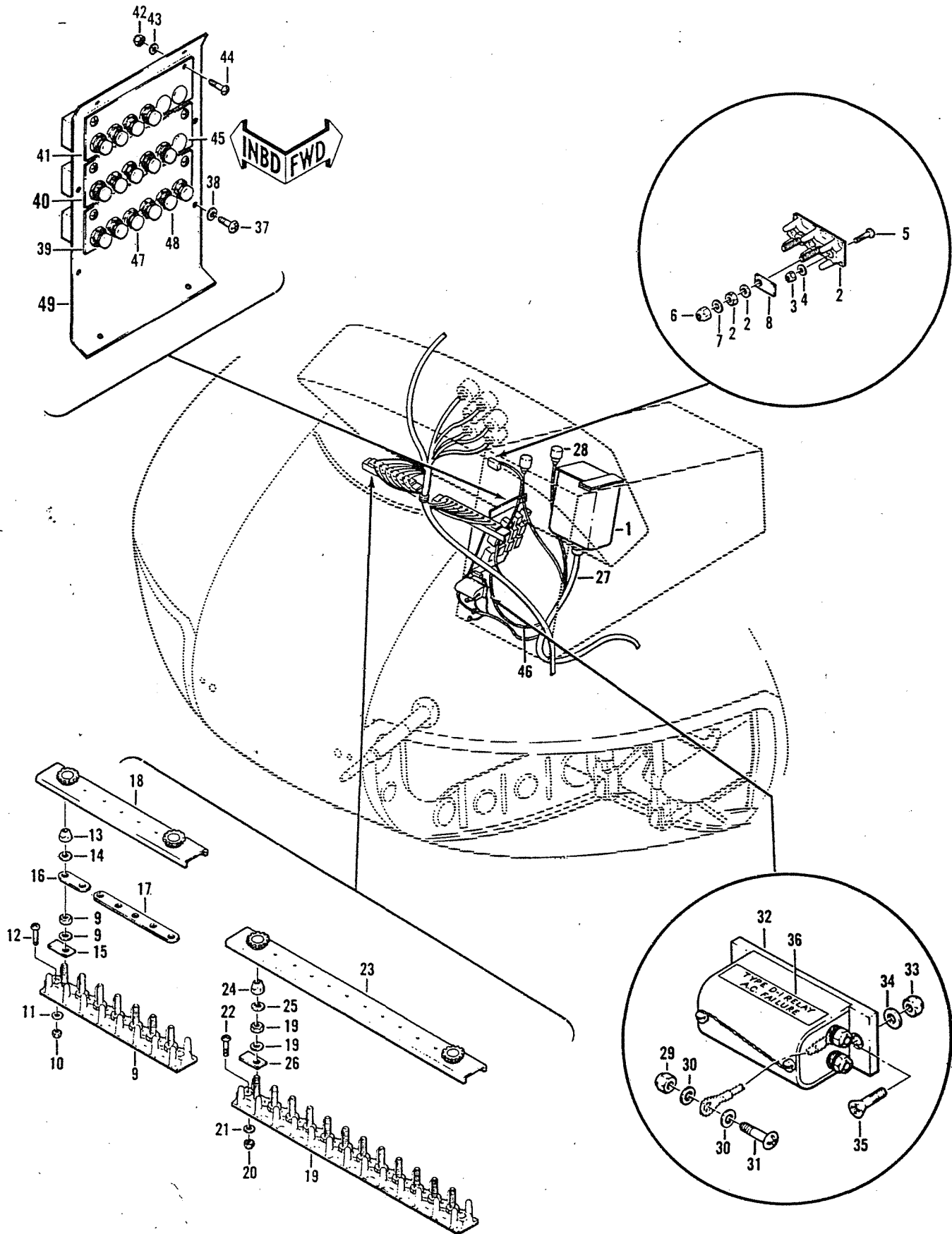
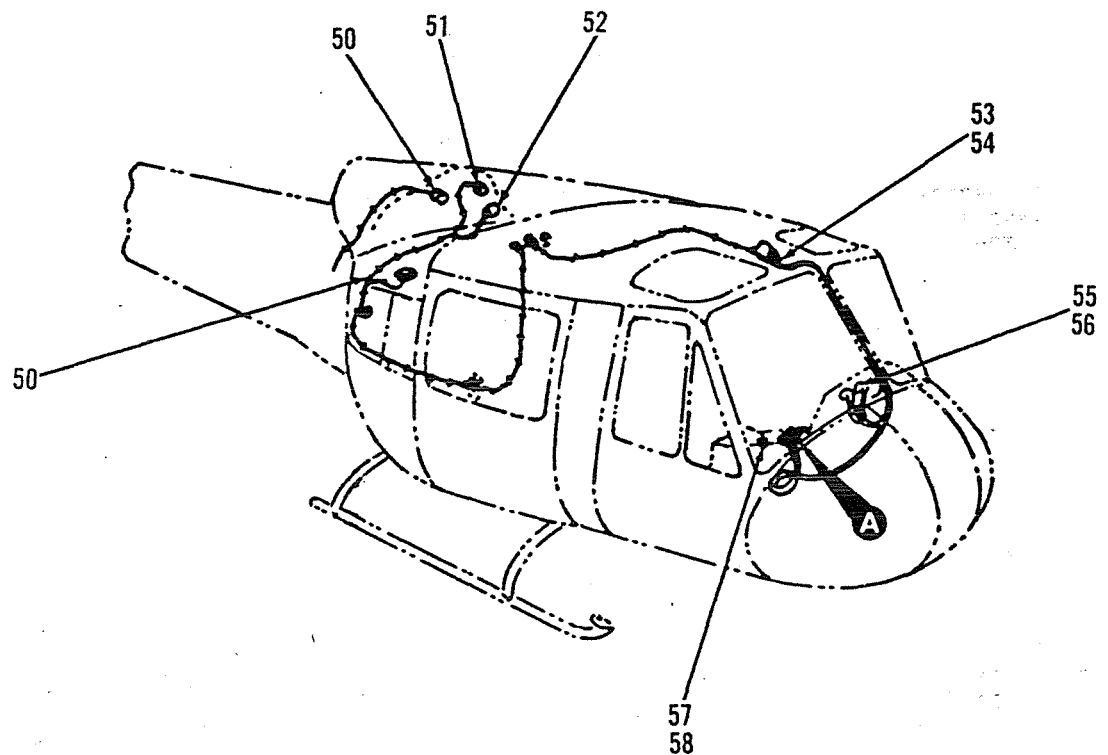
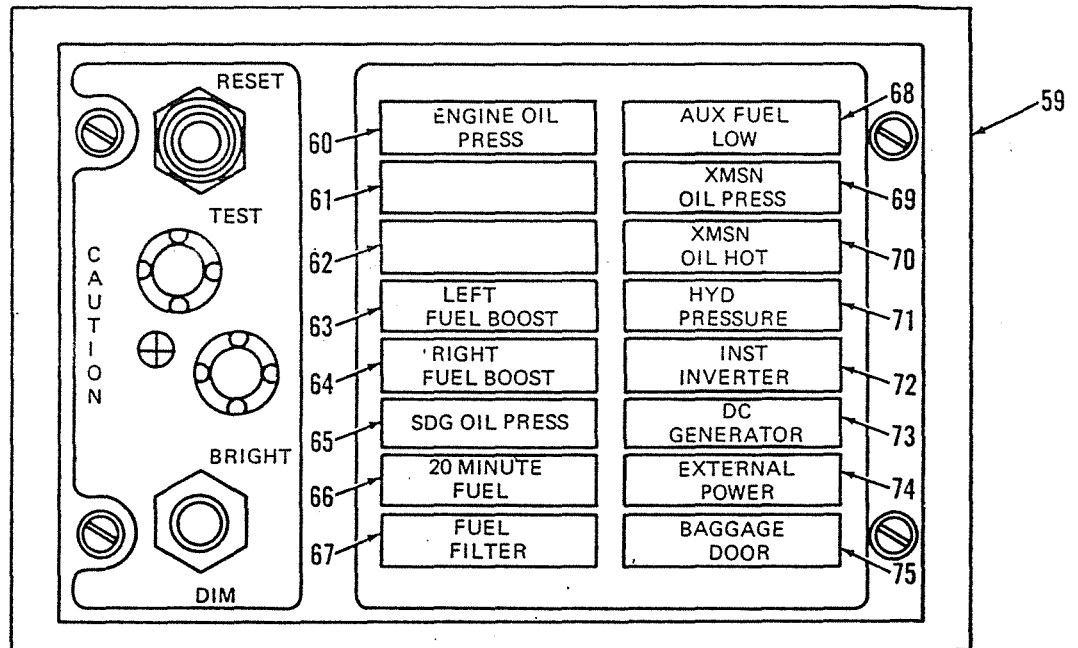


Figure 168. Electrical Installation, Forward Section, Nose Compartment
(Sheet 1 of 2)



XA-889-24914

Figure 168. Electrical Installation, Forward Section, Nose Compartment
(Sheet 2 of 2)

Section II
Group Assembly Parts List

T.O. 1H-1(U)F-4

(1) FIGURE & INDEX NUMBER	(2) PART NUMBER	(3) DESCRIPTION	(4) UNIT PER ASSY	(5) USABLE ON CODE
168 -	204-075-053-1	ELECTRICAL INSTL, FORWARD SECTION (SEE FIG.. 152 FOR NHA) (SEE FIG. 152,153,154,164,165, 167,168,170,173,175 176,178 AND 181 FOR BALANCE OF BREAKDOWN)	REF	A
	204-075-065-1	ELECTRICAL INSTL, FORWARD SECTION (SEE FIG.. 152 FOR NHA) (SEE FIG.152,153,154,164,166, 167,171,174,175 177,178,180 AND 181 FOR BALANCE OF BREAKDOWN)	REF	B
	204-075-065-3	ELECTRICAL INSTL, FORWARD SECTION (SEE FIG.. 152 FOR NHA) (SEE FIG.152,153,154,164,166, 167,171,174,175, 177,178,180 AND 181 FOR BALANCE OF BREAKDOWN)	REF	C
	204-075-065-5	ELECTRICAL INSTL, FORWARD SECTION (SEE FIG.. 152 FOR NHA) (SEE FIG.152,153,154,164,166, 167,171,174,175, 177,178,180 AND 181 FOR BALANCE OF BREAKDOWN)	REF	D
	204-075-065-7	ELECTRICAL INSTL, FORWARD SECTION (SEE FIG.. 152 FOR NHA) (SEE FIG.152,153,154,164,166, 167,171,174,175, 177,178,180 AND 181 FOR BALANCE OF BREAKDOWN)	REF	E
	204-075-065-9	ELECTRICAL INSTL, FORWARD SECTION (SEE FIG.. 152 FOR NHA) (SEE FIG.152,153,154,164,166, 167,171,174,175, 177,178,180 AND 181 FOR BALANCE OF BREAKDOWN)	REF	F
- 1	80-0070-11	.PANEL ASSY, WORD CAUTION (72914) (BHT..... SPECIFICATION CONTROL DRAWING 204-075-705-71)	1	
- 2	MS27212-1-2	.BOARD ASSY, TERMINAL (USBL ON..... 204-075-053-1)	1	
	130-001-1-25	.TAPE, IDENT (USBL ON 204-075-053-1).....	1	
	130-001-2-2	.TAPE,IDENT (USBL ON 204-075-053-1).....	1	
- 3	MS21042L04	.NUT (USBL ON 204-075-053-1) (AP).....	2	
- 4	AN960PD4L	.WASHER (USBL ON 204-075-053-1) (AP).....	2	
- 5	MS35206-215	.SCREW (USBL ON 204-075-053-1) (AP).....	2	
- 6	MS21042L06	.NUT (USBL ON 204-075-053-1).....	2	
- 7	AN961-6	.WASHER (USBL ON 204-075-053-1).....	2	
- 8	MS25227-1	.STRIP (USBL ON 204-075-053-1).....	2	
- 9	MS27212-1-7	.BOARD ASSY, TERMINAL.....	1	
	130-001-1-29	.TAPE,IDENT.....	1	
	130-001-2-7	.TAPE,IDENT (USBL ON 204-075-065-1,-3,-5,-7. AND -9)	1	
- 10	MS21042L04	.NUT (AP).....	2	
- 11	AN960PD4L	.WASHER (AP).....	2	
- 12	MS35206-215	.SCREW (AP).....	2	
- 13	MS21042L06	.NUT.....	7	
- 14	AN961-6	.WASHER.....	7	
- 15	MS25227-1	.STRIP.....	2	
- 16	MS25226-2-2	.BUS.....	1	
- 17	MS25226-2-5	.BUS.....	1	
- 18	MS18029-1S7	.COVER.....	1	
- 19	MS27212-1-12	.BOARD ASSY, TERMINAL.....	1	
	130-001-1-1	.TAPE,IDENT.....	1	
	130-001-2-12	.TAPE,IDENT.....	1	
- 20	MS21042L04	.NUT (AP).....	1	
- 21	AN960PD4L	.WASHER (AP).....	2	
- 22	MS35206-215	.SCREW (AP).....	2	
- 23	MS18029-1S12	.COVER.....	1	
- 24	MS21042L06	.NUT.....	12	
- 25	AN961-6	.WASHER.....	12	
- 26	MS25227-1	.STRIP.....	2	
- 27	204-175-409-1	.CABLE ASSY, WORD CAUTION PANEL.....	1	G
	204-175-409-11	.CABLE ASSY, WORD CAUTION PANEL.....	1	H
	MS25036-2	.TERMINAL.....	10	
	MS25036-3	.TERMINAL.....	2	
	26-20SSKHJ	.PLUG AND HOOD (95238).....	1	
	26-20SSKH	.PLUG AND HOOD (95238) (ALT).....	1	
	204-075-412-3	.CABLE ASSY, HYD CONTROL PANEL.....	1	
- 28	MS3057-12A	.ADAPTER.....	1	
	MS25036-2	.TERMINAL.....	2	

(1) FIGURE & INDEX NUMBER	(2) PART NUMBER	(3) DESCRIPTION	(4) UNIT PER ASSY	(5) USABLE ON CODE
168 -	MS3106A20-275C	..PLUG.....	1	
- 20	MSA679A3	..NUT.....	1	
- 30	AN260010L	..WASHER.....	2	
- 31	MS35207-263	..SCREW.....	1	
- 32	666-112	..REPLAY, TYPE D1 (71698).....	1	
- 33	MSA679A3	..NUT (AP).....	2	
- 34	AN2600PD10L	..WASHER (AP).....	2	
- 35	MS35207-264	..SCREW (AP).....	2	
- 36	204-075-197-67	..DECAL.....	1	
	204-075-108-29	..PANEL INSTL, CIRCUIT BREAKER.....	1	A
	204-075-108-33	..PANEL INSTL, CIRCUIT BREAKER.....	1	J
	204-075-108-31	..PANEL ASSY.....	1	A
	204-075-108-35	..PANEL ASSY.....	1	J
- 37	MS35206-264	..SCREW (AP).....	8	
- 38	AN2600PD9L	..WASHER (AP).....	9	
- 39	204-075-164-25	..PLATE.....	1	K
- 40	204-075-164-3	..PLATE.....	1	K
- 41	204-075-164-5	..PLATE.....	1	K
- 42	MS1021F06	..NUT (AP).....	6	
- 43	AN2600PD6L	..WASHER (AP).....	6	
- 44	MS35206-228	..SCREW (AP).....	6	
- 45	MS51328KC100	..BUTTON, PLUG (61864).....	3	
- 46	204-075-410-3	..WIRING ASSY.....	1	A
	204-075-410-11	..WIRING ASSY.....	1	J
	MS25036-2	..TERMINAL.....	5	
	MS25036-49	..TERMINAL.....	36	
- 47	MP1501	..CIRCUIT BREAKER (76374).....	14	
	MS22073-1	..CIRCUIT BREAKER (ALT).....	14	
- 48	MP1502	..CIRCUIT BREAKER (76374).....	1	K
	MS22073-1-1.5	..CIRCUIT BREAKER (ALT).....	1	
- 49	204-075-163-1	..PLATE.....	1	K
	PSK17168-01	..ELECT COMPONENTS ASSY REWORK AND INSTL..... (91547)	1	
- 50	MS25042-14C	..COVER, ELECTRICAL CONNECTOR, PLUG.....	3	
- 51	MS3181-14C	..COVER, PROTECTIVE.....	1	
- 52	MS25042-10C	..COVER, ELECTRICAL CONNECTOR, PLUG.....	2	
- 53	MS25274-2	..CAP.....	2	
- 54	1-010-153-01	..PLATE (91547).....	1	
- 55	MS25274-2	..CAP.....	3	
- 56	SS50705	..PLUG (61864).....	2	
- 57	MS451-46	..PLUG (ALT P/N 50727).....	1	
	50727	..PLUG (61864).....	1	
- 58	MS25274-2	..CAP.....	1	
- 59	PSK17131-01	..CAUTION PANEL (91547) (FOR SPARES ORDER... P/N 204-075-705-71)	1	
	204-075-709-71	..CAUTION PANEL.....	1	
- 60	249-422-1	..ENGINE OIL PRESS LEGEND (96182).....	1	
- 61	249-422-2	..SPARE LEGEND (96182).....	1	
- 62	249-422-3	..SPARE LEGEND (96182).....	1	
- 63	249-422-4	..LEFT FUEL BOOST LEGEND (96182).....	1	
- 64	249-422-5	..RIGHT FUEL BOOST LEGEND (96182).....	1	
- 65	249-422-6	..SDG OIL PRESS LEGEND (96182).....	1	
- 66	249-422-7	..20 MIN FUEL LEGEND (96182).....	1	
- 67	249-422-8	..FUEL FILTER LEGEND (96182).....	1	
- 68	249-422-9	..AUX FUEL LGW LEGEND (96182).....	1	
- 69	249-422-10	..XMSN OIL PRESS LEGEND (96182).....	1	
- 70	249-422-11	..XMSN OIL HOT LEGEND (96182).....	1	
- 71	249-422-12	..HYD PRESSURE LEGEND (96182).....	1	
- 72	249-422-13	..INST INVERTER LEGEND (96182).....	1	
- 73	249-422-14	..DC GENERATOR LEGEND (96182).....	1	
- 74	249-422-15	..EXTERNAL POWER LEGEND (96182).....	1	
- 75	249-422-17	..BAGGAGE DOOR LEGEND (96182).....	1	
CODING EXPLANATION				
CODE SERIAL NUMBERS				
A 63-13141 THRU 63-13142				

(1) FIGURE & INDEX NUMBER	(2) PART NUMBER	(3) DESCRIPTION	(4) UNIT PER ASSY	(5) USABLE ON CODE
168 -		B 63-13143 THRU 63-13165 C 64-15476 THRU 64-15490 D 64-15491 THRU 65-7924 E 65-7925 THRU 65-7942 F 65-7943 THRU 66-1224 G 63-13141 THRU 65-7942 H 65-7943 AND SUBSEQUENT J 63-13143 THRU 66-1224 K 63-13141 THRU 66-1224		

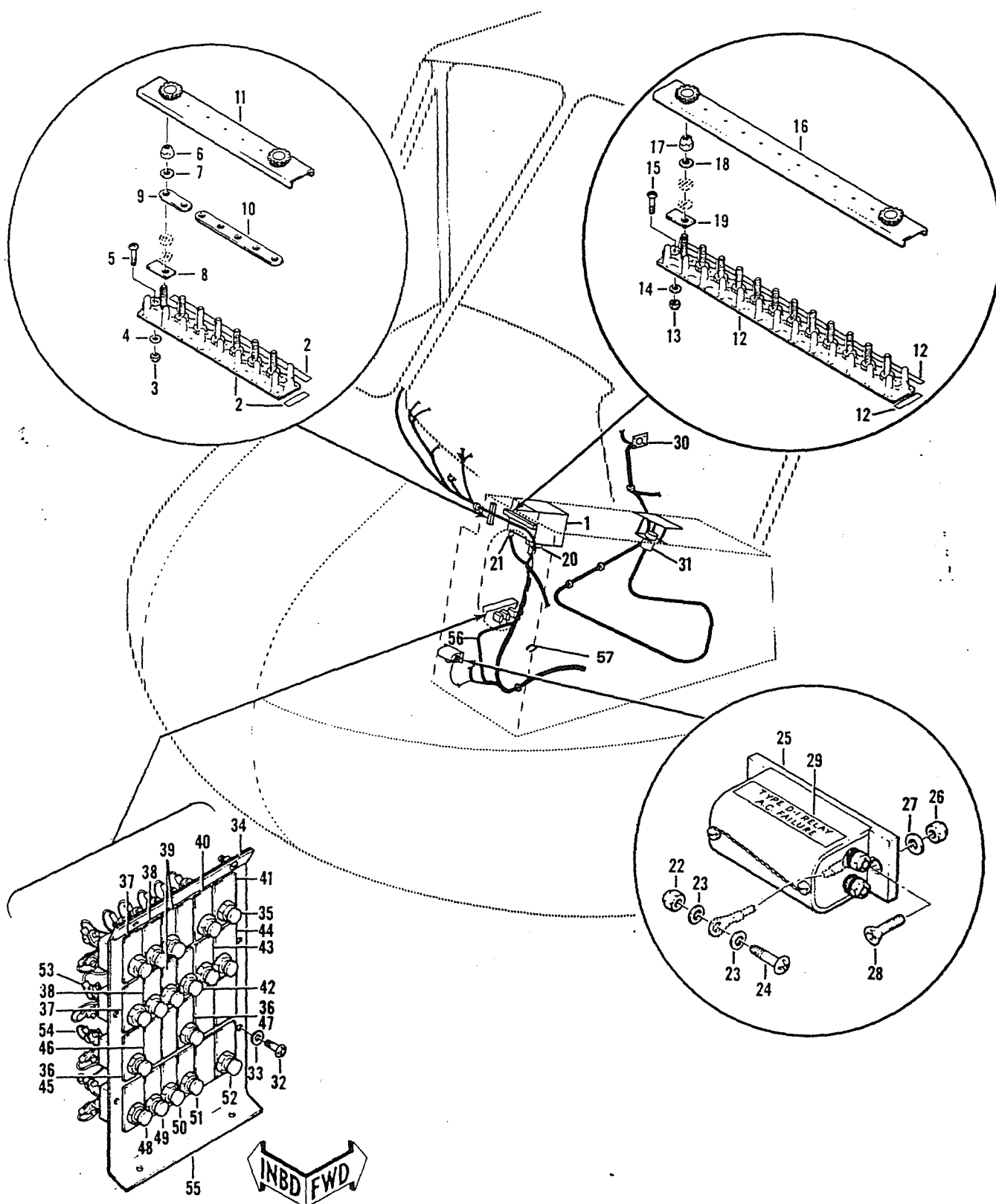


Figure 169. Electrical Installation, Forward Section

(1) FIGURE & INDEX NUMBER	(2) PART NUMBER	(3) DESCRIPTION	(4) UNIT PER ASSY	(5) USABLE ON CODE
169 -	204-075-087-1	ELECTRICAL INSTL, FWD SECTION (SEE FIG. 152. FOR NHA) (SEE FIG. 152, 153, 155, 164, 166, 167, 171, 174, 175, 177, 178, 180 AND 182 FOR BALANCE OF BREAKDOWN)	REF	A
- 1	249-100-2	.PANEL ASSY, WORD CAUTION (96182) (BHT..... SPECIFICATION CONTROL DRAWING 204-075-705-31)	1	
	130-001-1-29	.TAPE, IDENT.....	1	
	130-001-2-7	.TAPE, IDENT.....	1	
- 2	MS27212-1-7	.BOARD ASSY, TERMINAL.....	1	
- 3	MS21042L04	.NUT (AP).....	2	
- 4	AN960PD4L	.WASHER (AP).....	2	
- 5	MS35206-215	.SCREW (AP).....	2	
- 6	MS21042L06	.NUT.....	7	
- 7	AN961-6	.WASHER.....	7	
- 8	MS25227-1	.STRIP.....	2	
- 9	MS25226-2-2	.BUS.....	1	
- 10	MS25226-2-5	.BUS.....	1	
- 11	MS18029-1S7	.COVER.....	1	
- 12	MS27212-1-12	.BOARD ASSY, TERMINAL.....	1	
	130-001-1-1	.TAPE, IDENT.....	1	
	130-001-2-12	.TAPE, IDENT.....	1	
- 13	MS21042L04	.NUT (AP).....	2	
- 14	AN960PD4L	.WASHER (AP).....	2	
- 15	MS35206-215	.SCREW (AP).....	2	
- 16	MS18029-1S12	.COVER.....	1	
- 17	MS21042L06	.NUT.....	12	
- 18	AN961-6	.WASHER.....	12	
- 19	MS25227-1	.STRIP.....	2	
- 20	204-175-409-11	.CABLE ASSY, WORD CAUTION PANEL.....	1	
	MS25036-2	.TERMINAL.....	10	
	MS25036-3	.TERMINAL.....	2	
- 21	204-075-412-3	.CABLE ASSY, HYD CONTROL PANEL.....	1	
	MS3057-12A	.ADAPTER.....	1	
	MS3106A20-27SC	.PLUG.....	1	
	MS25036-2	.TERMINAL.....	2	
- 22	NAS679A3	.NUT.....	1	
- 23	AN960D10L	.WASHER.....	2	
- 24	MS35207-263	.SCREW.....	1	
- 25	666-112	.RELAY, TYPE D1 (71688).....	1	
- 26	NAS679A3	.NUT (AP).....	2	
- 27	AN960PD10L	.WASHER (AP).....	2	
- 28	MS35207-264	.SCREW (AP).....	2	
- 29	204-075-197-67	.DECAL.....	1	
	204-175-445-1	.CABLE ASSY, HOIST PROVISIONS.....	1	A
- 30	MS3100R32-6S	.RECEPTACLE.....	1	
- 31	MS3126E12-10S	.RECEPTACLE.....	1	
	MS25036-2	.TERMINAL.....	4	
	MS25036-3	.TERMINAL.....	2	
	MS25036-23	.TERMINAL.....	3	
	MS25036-25	.TERMINAL.....	3	
	204-075-615-1	.TERMINAL.....	5	
	204-075-615-3	.PANEL INSTL, CIRCUIT BREAKER.....	1	A
	204-075-615-003	.PANEL ASSY.....	1	A
- 32	MS35206-244	.SCREW (AP).....	8	
- 33	AN960PD8L	.WASHER (AP).....	8	
- 34	204-075-641-1	.PLATE, IDENT.....	1	A
- 35	MS22073-1	.CIRCUIT BREAKER.....	16	
- 36	MS22073-1 1-2	.CIRCUIT BREAKER.....	2	
- 37	204-075-289-219	.PLATE, IDENT.....	2	A
- 38	204-075-289-217	.PLATE, IDENT.....	2	A
- 39	204-075-289-191	.PLATE, IDENT.....	2	A
- 40	204-075-289-417	.PLATE, IDENT.....	1	A
- 41	204-075-289-215	.PLATE, IDENT.....	1	A
- 42	204-075-289-451	.PLATE, IDENT.....	1	A
- 43	204-075-289-229	.PLATE, IDENT.....	1	A
- 44	204-075-289-449	.PLATE, IDENT.....	1	A
- 45	204-075-289-445	.PLATE, IDENT.....	1	A
- 46	204-075-289-1	.PLATE, IDENT BLANK.....	6	A

(1) FIGURE & INDEX NUMBER	(2) PART NUMBER	(3) DESCRIPTION	(4) UNIT PER ASSY	(5) USABLE ON CODE
169 - 47	204-075-289-457	...PLATE, IDENT.....	1	A
- 48	204-075-289-213	...PLATE, IDENT.....	1	A
- 49	204-075-289-211	...PLATE, IDENT.....	1	A
- 50	204-075-289-225	...PLATE, IDENT.....	1	A
- 51	204-075-289-209	...PLATE, IDENT.....	1	A
- 52	204-075-289-447	...PLATE, IDENT.....	1	A
- 53	204-075-640-1	...BUS BAR.....	3	A
		(ALTERNATE PART)		
	30-006-6-26	...BUS BAR.....	3	
- 54	204-075-640-3	...BUS BAR.....	1	A
	30-006-4-26	...BUS BAR (ALT).....	1	
- 55	205-075-149-1	...PANEL.....	1	A
- 56	204-175-446-3	...CABLE ASSY.....	1	A
	MS25036-2	...TERMINAL.....	5	
	MS25036-49	...TERMINAL.....	14	
- 57	44HY26254	...SWITCH (88937).....	1	
		CODING EXPLANATION		
		CODE SERIAL NUMBERS		
		A 66-1225 AND SURSEQUENT		

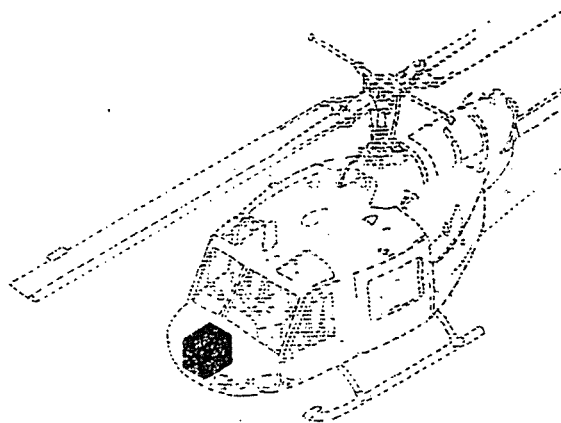
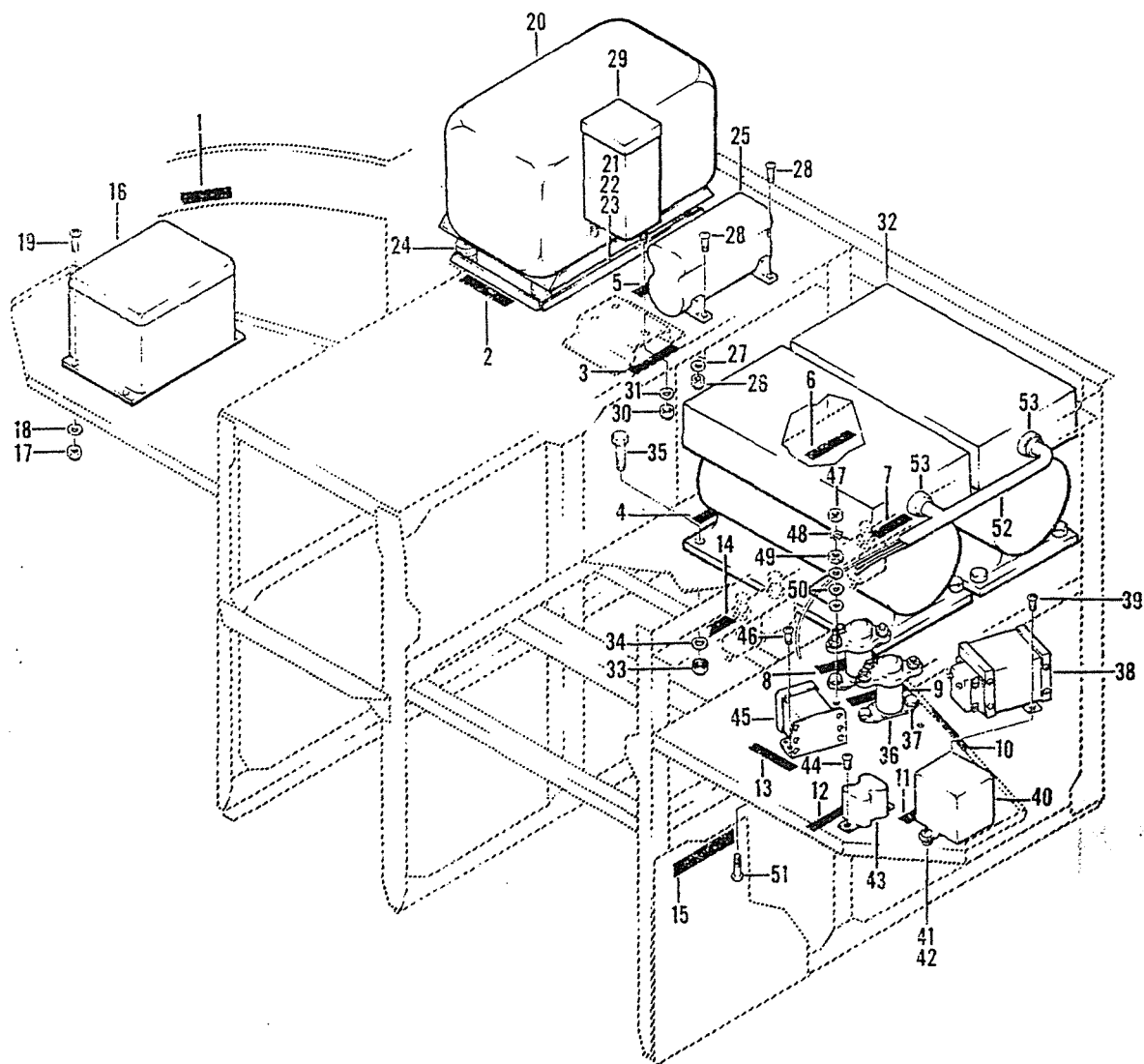


Figure 170. Equipment Installation, Electrical, Nose Compartment Upper

(1) FIGURE & INDEX NUMBER	(2) PART NUMBER	(3) DESCRIPTION	(4) UNIT PER ASSY	US. ON C
170 -	204-075-053-1	ELECTRICAL INSTL, FWD SECTION (SEE FIG. 152, FOR NHA) (SEE FIG. 152, 153, 154, 164, 165, 167, 168, 173, 175, 176, 178 AND 181 FOR BALANCE OF BREAKDOWN)	REF	A
	204-075-507-3	EQUIPMENT INSTL, NOSE COMPARTMENT..... ELECTRICAL	1	A
- 1	204-075-197-121	..DECAL, 5404G AMPLIFIER ATTITUDE INDICATOR.	1	
- 2	204-075-197-117	..DECAL, TYPE MD-1 VERT GYRO CONTROL UNIT...	1	
- 3	204-075-369-109	..DECAL, 1783867-1 SERVO AMPLIFIER.....	1	
- 4	204-075-197-129	..DECAL, MS21983-1 INVERTER MAIN.....	1	A
- 5	204-075-197-041	..DECAL, TYPE MC-1 RATE SENSOR ATTITUDE..... INDICATOR	1	
- 6	204-075-197-131	..DECAL, MS21983-1 INVERTER SPARE.....	1	A
- 7	204-075-197-51	..DECAL, BATTERY VOLTMETER CIRCUIT BREAKER..	1	A
- 8	204-075-197-133	..DECAL, MS2416601 RELAY MAIN INVERTER PWR..	1	A
- 9	204-075-197-135	..DECAL MS2416601 RELAY SPARE INVERTER PWR..	1	A
- 10	204-075-197-59	..DECAL, MODEL 9T39Y5 TRAN 115/28 VOLT.....	1	A
- 11	204-075-197-123	..DECAL, CP5381EE105K CAP 1MF PF CORRECTION..	1	A
- 12	204-075-197-127	..DECAL, RW20G911 RESISTOR AC LOAD BALANCING	1	A
- 13	204-075-197-61	..DECAL, MS2414901 RELAY AC LOAD TRANSFER...	1	A
- 14	204-075-197-125	..DECAL, AC PWR FACTOR CORRECTION CIRCUIT... BREAKERS	1	A
- 15	204-075-197-45	..DECAL, MS2417101 RELAY BATTERY.....	1	
- 16	142552-01-01 ASU16A	..ATTITUDE AMP (35351)..... ..ATTITUDE AMP (GFE).....	1 1	
- 17	NAS679A3	..NUT (AP).....	4	
- 18	AN960-PD10L	..WASHER (AP).....	4	
- 19	MS35207-264	..SCREW (AP).....	4	
- 20	TYPE MD1	..GYRO (AERNO 60-5937) (GFE).....	1	
- 21	MS21042L4	..NUT (AP).....	2	
- 22	AN960PD416L	..WASHER (AP).....	2	
- 23	MS35207-277	..SCREW (AP).....	2	
- 24	MS35207-279	..SCREW (AP).....	2	
- 25	TYPE MC1	..GYRO (AERNO 60-5938) (GFE).....	1	
- 26	MS21042L08	..NUT (AP).....	2	
- 27	AN960PD08L	..WASHER (AP).....	2	
- 28	MS35206-245	..SCREW (AP).....	4	
- 29	1783867-1	..AMPLIFIER, SERVO (56232).....	1	
- 30	MS21042L06	..NUT (AP).....	3	
- 31	AN960PD6L	..WASHER (AP).....	3	
- 32	MS21983-1	..INVERTER (GFE).....	2	
- 33	NAS679A3	..NUT (AP).....	2	
- 34	AN960PD10L	..WASHER (AP).....	2	
- 35	AN3-6A	..BOLT (AP).....	8	
- 36	MS2416601	..RELAY.....	2	
- 37	AN3-3A	..BOLT (AP).....	4	
- 38	9T39Y5	..TRANSFORMER (99407).....	1	
- 39	MS35207-263	..SCREW (AP).....	2	
- 40	CP5381EE105K	..CAPACITOR.....	2	
- 41	MS35207-269	..SCREW (AP).....	2	
- 42	NAS43DD3-64	..SPACER (AP).....	2	
- 43	RW20G911	..RESISTOR.....	1	
- 44	MS35207-263	..SCREW (AP).....	2	
- 45	MS2414901	..RELAY.....	1	
- 46	MS35206-245	..SCREW (AP).....	2	
- 47	NAS679A3	..NUT (AP).....	1	
- 48	AN936A10	..WASHER (AP).....	1	
- 49	MS20341-10	..NUT (AP).....	1	
- 50	AN960D10L	..WASHER (AP).....	3	
- 51	MS35207-264	..SCREW (AP).....	1	
- 52	205-075-411-3	..CABLE ASSY.....	1	A
- 53	MS3106R24-20S MS25036-2 MS25036-3 MS25036-8 MS25036-12 MS25036-49	..CONNECTOR..... ..TERMINAL..... ..TERMINAL..... ..TERMINAL..... ..TERMINAL..... ..TERMINAL.....	2 13 6 2 4 5	
		COODING EXPLANATION		

(1) FIGURE & INDEX NUMBER	(2) PART NUMBER	(3) DESCRIPTION	(4) UNIT PER ASSY	(5) USABLE ON CODE
170 -		<p>CODE SERIAL NUMBERS</p> <p>A 63-13141 THRU 63-13142</p>		



THE

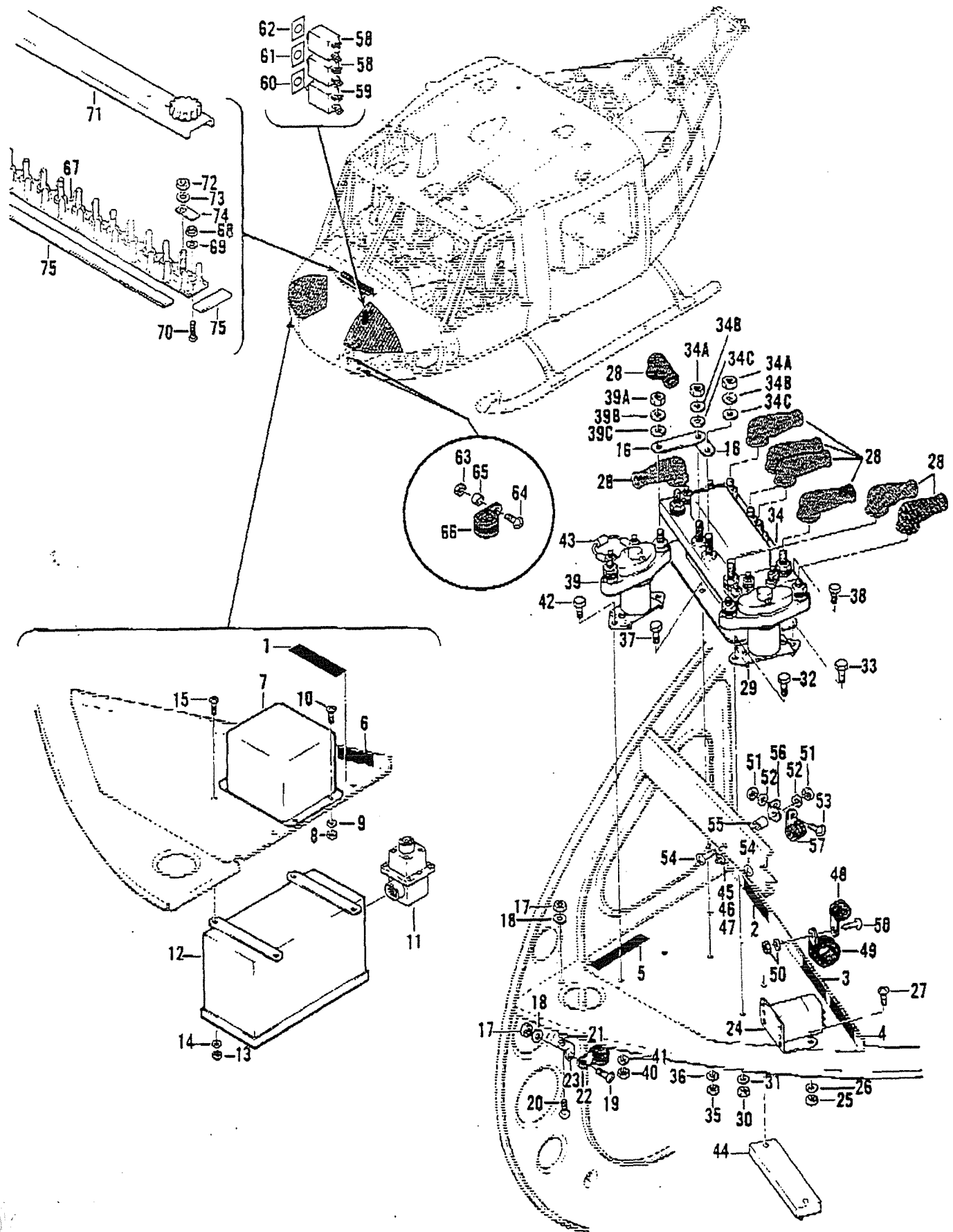


Figure 171. Equipment Installation, Nose Compartment Electrical

(1) FIGURE & INDEX NUMBER	(2) PART NUMBER	(3) DESCRIPTION	(4) UNIT PER ASSY	(5) USABLE ON CODE
171 -	204-075-065-1	ELECTRICAL INSTL, FWD SECTION (SEE FIG. 152, 153, 154, 164, 166, 167, 168, 174, 175, 177, 178, 180 AND 181 FOR BALANCE OF BREAKDOWN) (SEE FIG. 152 FOR NHA)	REF	A
	204-075-065-3	ELECTRICAL INSTL, FWD SECTION (SEE FIG. 152, 153, 154, 164, 166, 167, 168, 174, 175, 177, 178, 180 AND 181 FOR BALANCE OF BREAKDOWN) (SEE FIG. 152 FOR NHA)	REF	B
	204-075-065-5	ELECTRICAL INSTL, FWD SECTION (SEE FIG. 152, 153, 154, 164, 166, 167, 168, 174, 175, 177, 178, 180 AND 181 FOR BALANCE OF BREAKDOWN) (SEE FIG. 152 FOR NHA)	REF	C
	204-075-065-7	ELECTRICAL INSTL, FWD SECTION (SEE FIG. 152, 153, 154, 164, 166, 167, 168, 174, 175, 177, 178, 180 AND 181 FOR BALANCE OF BREAKDOWN) (SEE FIG. 152 FOR NHA)	REF	D
	204-075-065-9	ELECTRICAL INSTL, FWD SECTION (SEE FIG. 152, 153, 154, 164, 166, 167, 168, 174, 175, 177, 178, 180 AND 181 FOR BALANCE OF BREAKDOWN) (SEE FIG. 152 FOR NHA)	REF	E
	204-075-087-1	ELECTRICAL INSTL, FWD SECTION (SEE FIG. 152, 153, 155, 164, 166, 167, 169, 174, 175, 177, 178, 180 AND 182 FOR BALANCE OF BREAKDOWN) (SEE FIG. 152 FOR NHA)	REF	F
	204-075-515-1	..EQUIPMENT INSTL, NOSE COMPARTMENT..... ELECTRICAL	1	A
	204-075-515-5	..EQUIPMENT INSTL, NOSE COMPARTMENT..... ELECTRICAL	1	G
	204-075-515-7	..EQUIPMENT INSTL, NOSE COMPARTMENT..... ELECTRICAL	1	E
	204-075-566-1	..EQUIPMENT INSTL, NOSE COMPARTMENT..... ELECTRICAL	1	F
- 1	204-075-197-121	..DECAL, 5404G AMPLIFIER ATTITUDE INDICATOR.	1	
- 2	204-075-197-161	..DECAL, MS25032D1 RELAY.....	1	
- 3	204-075-197-159	..DECAL, MS24171D1 RELAY.....	1	
- 4	204-075-197-157	..DECAL, MS24149D1 CONTROL RELAY.....	1	
- 5	204-075-197-45	..DECAL, MS24171D1 RELAY.....	1	
- 6	205-075-136-11	..DECAL, RPM WARNING.....	1	
- 7	142552-01-01	..ATTITUDE AMP (35351).....	1	
	ASU16A	..ATTITUDE AMP (GFE).....	1	
- 8	NAS679A3	..NUT (AP).....	4	
- 9	AN960PD10L	..WASHER (AP).....	4	
- 10	MS35207-260	..SCREW (AP).....	4	
- 11	1704-1004-1	..RFI FILTER ASSY (16481).....	1	
- 12	205-075-388-1	..RPM WARNING CONTROL BOX.....	1	J
- 13	NAS679A3	..NUT (AP).....	4	
- 14	AN960PD10L	..WASHER (AP).....	4	
- 15	MS35207-260	..SCREW (AP).....	4	
- 16	204-075-530-1	..BUS BAR.....	2	
- 17	NAS679A3	..NUT.....	2	
- 18	AN960PD10L	..WASHER.....	2	
- 19	MS35207-265	..SCREW.....	1	
- 20	MS35207-263	..SCREW.....	1	
- 21	NAS43DD3-4R	..SPACER.....	1	
- 22	MS21919WDG15	..CLAMP.....	1	
- 23	AN743-12	..BRACKET.....	1	
- 24	MS24149D1	..CONTROL RELAY.....	1	
- 25	MS21042L08	..NUT (AP).....	3	
- 26	AN960PD8L	..WASHER (AP).....	3	
- 27	MS35206-242	..SCREW (AP).....	3	
- 28	MS25171-4S	..NIPPLE.....	8	
- 29	MS24171D1	..RELAY, BATTERY HEATER.....	1	
- 30	MS21042L4	..NUT (AP).....	2	
- 31	AN960PD416	..WASHER (AP).....	2	
- 32	AN4-3A	..BOLT (AP).....	1	
- 33	AN4-11A	..BOLT (AP).....	1	
- 34	MS25032D1	..RELAY, SWITCHING.....	1	
- 34A	MS35650-3385T	..NUT (NOTE 1).....	8	
- 34B	MS35338-103	..WASHER (NOTE 1).....	8	

Section II
Group Assembly Parts List

T.O. 1H-1(U)F-4

(1) FIGURE & INDEX NUMBER	(2) PART NUMBER	(3) DESCRIPTION	(4) UNIT PER ASSY	(5) USABLE ON CODE
171 - 34C	AN961-616	...WASHER (NOTE 1).....	8	
- 35	MS21042L4	..NUT (AP).....	4	
- 36	AN960PD416	..WASHER (AP).....	4	
- 37	AN4-5A	..BOLT (AP).....	3	
- 38	AN4-12A	..BOLT (AP).....	1	
- 39	MS24171D1	..RELAY-BATTERY.....	1	
- 39A	MS35650-3385T	..NUT (NOTE 2).....	2	
- 39B	MS35338-103	..WASHER (NOTE 2).....	2	
- 39C	AN961-616T	..WASHER (NOTE 2).....	2	
- 40	MS21042L4	..NUT (AP).....	2	
- 41	AN960PD416	..WASHER (AP).....	2	
- 42	AN4-3A	..BOLT (AP).....	2	
- 43	204-075-187-1	..DIODE ASSY.....	1	
	IN2071	..DIODE (01295).....	1	
	MS25036-2	..TERMINAL.....	2	
	85T4-3-2	..TUBE, INSUL.....	1	
- 44	204-075-638-3	..DIODE ASSY.....	1	
	204-075-637-1	..SUPPORT, MOUNTING.....	1	
	204-175-412-7	..CABLE ASSY.....	1	
	MS25036-2	..TERMINAL.....	1	
	MS25036-49	..TERMINAL.....	2	
	MS25036-11	..TERMINAL.....	2	
	MS25036-14	..TERMINAL.....	3	
	JAN1190R	..DIODE.....	4	
- 45	NAS679A3	..NUT.....	1	
- 46	AN960PD10L	..WASHER.....	1	
- 47	MS35207-263	..SCREW.....	1	
- 48	MS21919WDG7	..CLAMP.....	1	
- 49	MS21919WDG22	..CLAMP.....	1	
- 50	NAS679A3	..NUT.....	1	
	AN960PD10L	..WASHER.....	1	
	MS35207-263	..SCREW.....	1	
- 51	NAS679A3	..NUT.....	4	
- 52	AN960PD10L	..WASHER.....	2	
- 53	MS35207-263	..SCREW.....	2	
- 54	MS35207-267	..SCREW.....	2	
- 55	NAS430D3-32	..SPACER.....	2	
- 56	AN743-12	..BRACKET.....	2	
- 57	MS21919WDG10	..CLAMP.....	2	
- 58	MP1501	..CIRCUIT BREAKER (76374).....	2	
	MS22073-1	..CIRCUIT BREAKER (ALT).....	2	
- 59	MS25244-5	..CIRCUIT BREAKER.....	1	
- 60	204-075-289-325	..PLATE, IDENT.....	1	
- 61	204-075-289-323	..PLATE, IDENT.....	1	
- 62	204-075-289-321	..PLATE, IDENT.....	1	
- 63	NAS679A3	..NUT.....	2	
- 64	MS35207-266	..SCREW.....	2	
- 65	NAS430D3-20	..SPACER.....	2	
- 66	MS21919WDG15	..CLAMP.....	2	
- 67	MS27212-1-16	..BOARD ASSY, TERMINAL (USBL ON 204-075-566-1).....	1	
- 68	MS21042L04	..NUT (USBL ON 204-075-566-1) (AP).....	2	
- 69	AN960PD4L	..WASHER (USBL ON 204-075-566-1) (AP).....	2	
- 70	MS35206-215	..SCREW (USBL ON 204-075-566-1) (AP).....	2	
- 71	MS18029-1S16	..COVER (USBL ON 204-075-566-1).....	1	
- 72	MS21042L06	..NUT (USBL ON 204-075-566-1).....	12	
- 73	AN961-6	..WASHER (USBL ON 204-075-566-1).....	12	
- 74	MS25227-1	..STRIP, INSUL (USBL ON 204-075-566-1).....	2	
- 75	130-001-1-1	..TAPE, IDENT (USBL ON 204-075-566-1).....	1	
	130-001-2-16	..TAPE, IDENT (USBL ON 204-075-566-1).....	1	
CODING EXPLANATION				
CODE SERIAL NUMBERS				
A 63-13143 THRU 63-13165				
B 64-15476 THRU 64-15490				

(1) FIGURE & INDEX NUMBER	(2) PART NUMBER	(3) DESCRIPTION	(4) UNIT PER ASSY	(5) USABLE ON CODE
171 -		C 64-15491 THRU 65-7924 D 65-7925 THRU 65-7942 E 65-7943 THRU 66-1224 F 66-1225 AND SUBSEQUENT G 64-15476 THRU 65-7942 H 64-15476 AND SUBSEQUENT J 63-13143 AND SUBSEQUENT NOTE 1: FURNISHED WITH MS25032D1 RELAY NOTE 2: FURNISHED WITH MS24171D1 RELAY		

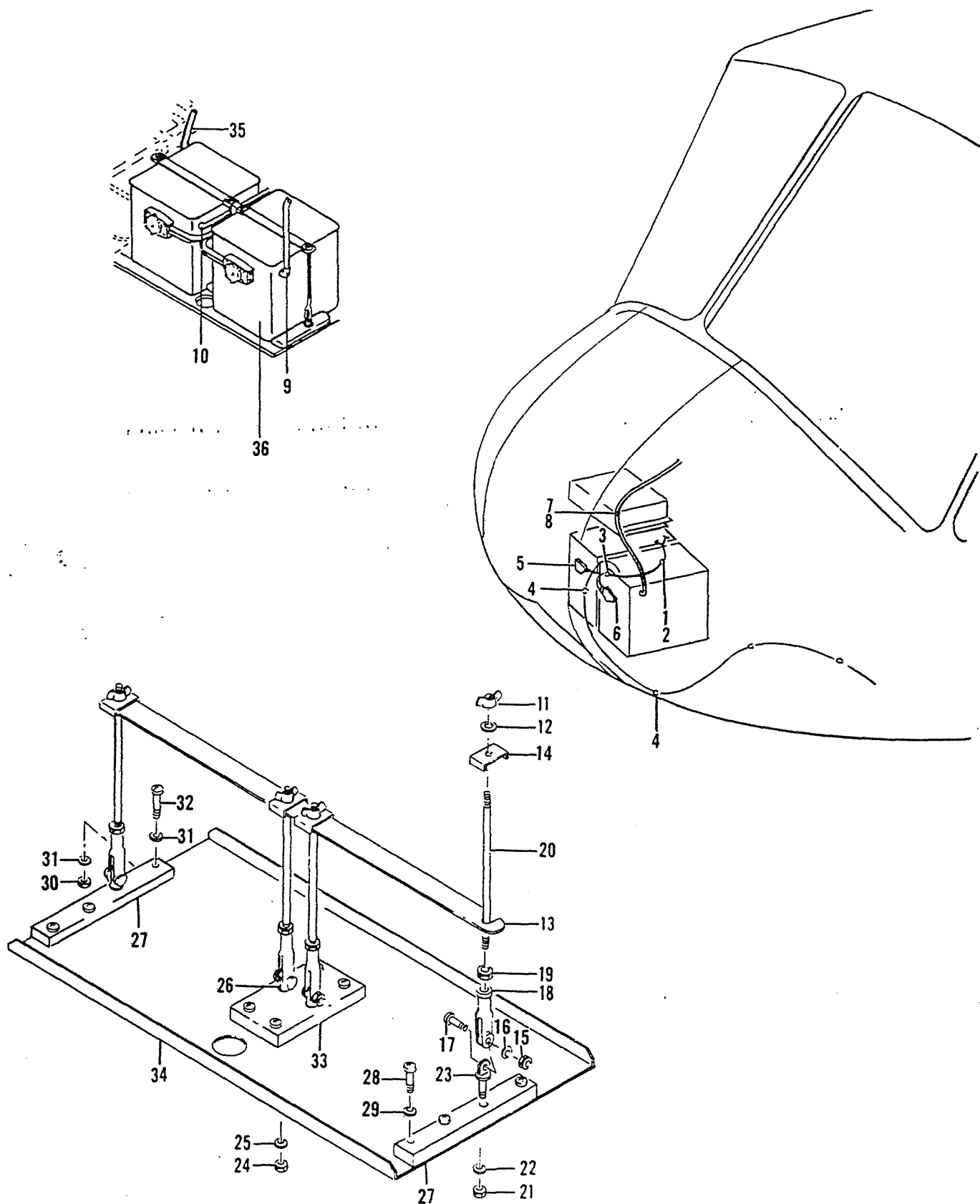


Figure 172. Battery Relocation Kit

(1) FIGURE & INDEX NUMBER	(2) PART NUMBER	(3) DESCRIPTION	(4) UNIT PER ASSY	(5) USABLE ON CODE
172 -	204-704-045-1	BATTERY RELOCATION KIT.....	1	
- 1		..SUPPORT INSTL (80058).....	1	
		..NUT.....	1	
		..WASHER.....	1	
- 2		..SCREW.....	1	
- 3		..CLAMP.....	1	
		..BRACKET.....	1	
		..NUT.....	2	
		..WASHER.....	2	
		..SCREW.....	2	
		..CLAMP.....	1	
- 4		..CLAMP.....	2	
- 5	204-078-521-11	..CABLE ASSY.....	1	
		..TERMINAL.....	2	
		..TERMINAL.....	2	
		..TERMINAL.....	2	
		..TERMINAL.....	2	
		..CONNECTOR.....	1	
		..WIRE.....	AR	
- 6	204-078-521-13	..CABLE ASSY.....	1	
		..TERMINAL.....	2	
		..TERMINAL.....	4	
		..CONNECTOR.....	1	
		..SUPPORT INSTL (80058).....	1	
		..WIRE.....	AR	
- 7		..NUT.....	1	
		..WASHER.....	1	
		..SCREW.....	1	
- 8		..CLAMP.....	1	
- 9	204-075-173-33 MIL-R-6855	..TUBE ASSY.....	1	
		..HOSE CLASS 2, GRADE 60, 3/8IN I.D. 1/8IN. THICK (NSN 4720-00-540-3644)	AR	
	10-002-1	..ADAPTER, BATTERY DRAIN.....	1	
	AN737TW30	..CLAMP.....	1	
	205-075-135-13	..TUBE ASSY.....	1	
- 10	MIL-R-6855	..HOSE, CLASS 2, GRADE 60, 3/8IN I.D. 1/8IN. THICK (NSN 4720-00-540-3644)	AR	
	10-002-1	..ADAPTER, BATTERY DRAIN.....	2	
	AN737TW30	..CLAMP.....	2	
	204-961-096-1	..MOD-AIRFRAME.....	1	
- 11	MS35426-14	..NUT, WING.....	4	
- 12	AN960C416	..WASHER.....	4	
- 13	204-031-339-1	..STRAP MAKE FROM 7075 T-6 .100 x 1.5 x 20.7	4	
- 14	204-075-567-11	..CHANNEL.....	4	
	204-075-567-1	..TIEDOWN ASSY.....	4	
- 15	MS21042L3	..NUT (AP).....	4	
- 16	AN960PD10L	..WASHER (AP).....	4	
- 17	MS27039-1-10	..SCREW (AP).....	4	
- 18	MS27975-4	..CLEVIS.....	1	
- 19	AN316-4R	..NUT.....	1	
- 20	204-075-567-5	..ROD.....	1	
- 21	MS21042L4	..NUT.....	2	
- 22	AN960PD416L	..WASHER.....	2	
- 23	AN43B7A	..BOLT.....	2	
- 24	MS21042L4	..NUT.....	2	
- 25	AN960PD416L	..WASHER.....	2	
- 26	AN43B11A	..BOLT.....	2	
- 27	204-961-096-31	..BLOCK.....	2	
- 28	MS27039-1-13	..SCREW (AP).....	6	
- 29	AN960PD10L	..WASHER (AP).....	6	
- 30	MS21042L3	..NUT (AP).....	4	
- 31	AN960PD10L	..WASHER (AP).....	8	
- 32	MS27039-1-16	..SCREW (AP).....	4	
- 33	204-961-096-29	..BLOCK.....	1	
- 34	204-961-096-27	..PAN (SEE FIG. 183 FOR BATTERY SHELF).....	1	
	204-075-173-39	..TUBE ASSY.....	1	
- 35	MIL-R-6855	..HOSE, CLASS 2, GRADE 60, 3/8IN I.D. 1/8IN. THICK (NSN 4720-00-540-3644)	AR	
	10-002-1	..ADAPTER, BATTERY DRAIN.....	1	

(1) FIGURE & INDEX NUMBER	(2) PART NUMBER	(3) DESCRIPTION	(4) UNIT PER ASSY	(5) USABLE ON CODE
172 - - 36	AN737TW30 MS24497-5	.CLAMP..... .BATTERY (GFE).....	1 2	

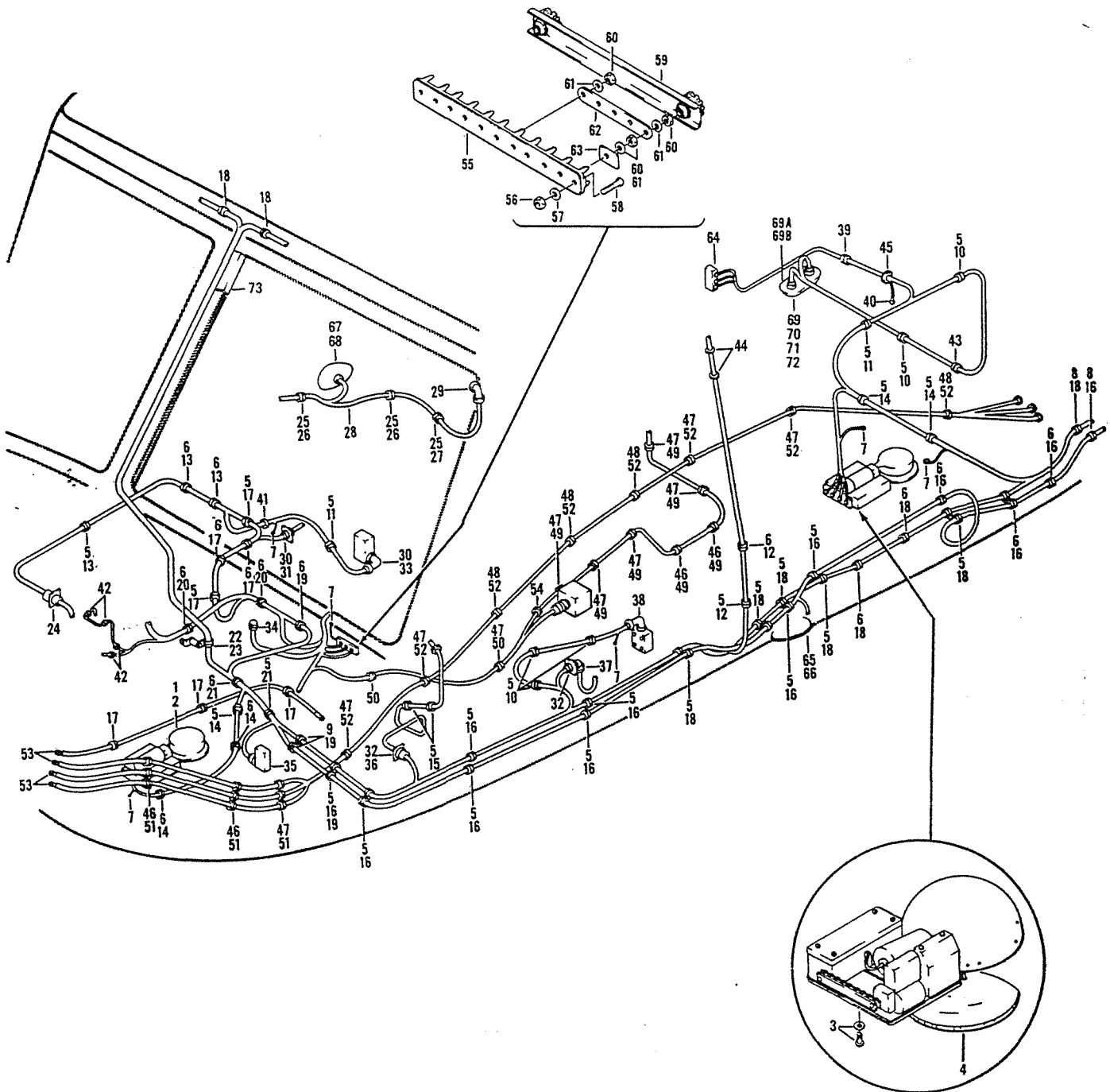


Figure 173. Electrical Installation, Forward Lower Section

(1) FIGURE & INDEX NUMBER	(2) PART NUMBER	(3) DESCRIPTION	(4) UNIT PER ASSY	(5) USABLE ON CODE
173 -	204-075-053-1	ELECTRICAL INSTL, FWD LWR SECTION (SEE FIG.. 152, 153, 154, 164, 165, 167, 168, 170, 175, 176, 178 AND 181 FOR BALANCE OF BREAKDOWN) (SEE FIG. 152 FOR NHA)	REF	A
- 1	G6250-4	.LIGHT, SEARCH TYPE MA-3 (72914).....	1	
- 2	MS35206-245	.SCREW (AP).....	4	
- 3	AN960PD8L	.WASHER (AP).....	4	
- 4	GE4580	.LAMP (24446).....	1	
- 5	G8385-1	.LIGHT, LANDING (72914).....	1	
- 6	MS35206-245	.SCREW (AP).....	4	
- 7	AN960PD8L	.WASHER (AP).....	4	
- 8	GE4580	.LAMP (24446).....	1	
- 9	AN743-12	.BRACKET.....	31	
- 10	NAS679A3	.NUT.....	62	
- 11	AN960PD10L	.WASHER.....	62	
- 12	MS35207-263	.SCREW.....	62	
- 13	NAS679A3	.NUT.....	16	
- 14	AN960PD10L	.WASHER.....	16	
- 15	MS35207-263	.SCREW.....	16	
- 16	NAS679A3	.NUT.....	6	
- 17	AN960D10L	.WASHER.....	12	
- 18	MS35207-263	.SCREW.....	6	
- 19	AN743-13	.BRACKET.....	2	
- 20	NAS679A3	.NUT.....	2	
- 21	AN960PD10L	.WASHER.....	2	
- 22	MS35207-263	.SCREW.....	2	
- 23	AN743-12	.BRACKET.....	1	
- 24	NAS679A3	.NUT.....	2	
- 25	AN960PD10L	.WASHER.....	2	
- 26	MS35207-263	.SCREW.....	1	
- 27	MS35207-265	.SCREW.....	1	
- 28	NAS43DD3-16	.SPACER.....	1	
- 29	MS21919DG2	.CLAMP.....	5	
- 30	MS21919DG3	.CLAMP.....	2	
- 31	MS21919DG4	.CLAMP.....	2	
- 32	MS21919WDG4	.CLAMP.....	3	
- 33	MS21919WDG5	.CLAMP.....	5	
- 34	MS21919WDG6	.CLAMP.....	2	
- 35	MS21919WDG7	.CLAMP.....	14	
- 36	MS21919WDG10	.CLAMP.....	7	
- 37	MS21919WDG11	.CLAMP.....	13	
- 38	MS21919WDG12	.CLAMP.....	4	
- 39	MS21919WDG14	.CLAMP.....	2	
- 40	MS21919WDG18	.CLAMP.....	2	
- 41	NAS43DD3-32	.SPACER.....	1	
- 42	MS21919WDG12	.CLAMP.....	1	
- 43	204-175-410-5	.CABLE ASSY, PILOTS CYCLIC STICK DISC.....	1	
- 44	MS3110E14-19S	.RECEPTACLE (WHEN EXHAUSTED USE..... MS3120E14-19S)	1	
- 45	MS3120E14-19S	.RECEPTACLE (USE MS3100E14-19S UNTIL..... EXHAUSTED)	1	
- 46	MS25036-2	.TERMINAL.....	4	
- 47	AN743-12	.BRACKET.....	3	
- 48	NAS679A3	.NUT.....	6	
- 49	AN960PD10L	.WASHER.....	6	
- 50	MS35207-263	.SCREW.....	6	
- 51	MS21919DG4	.CLAMP.....	2	
- 52	MS21919DG3	.CLAMP.....	1	
- 53	204-075-447-7	.CABLE ASSY, CABIN THERMOSTAT.....	1	
- 54	204-075-427-9	.CABLE ASSY, HEATER AFT OUTLET VALVE.....	1	
- 55	MS3057-6A	.ADAPTER.....	1	
- 56	MS3108B14S-5S	.PLUG.....	1	
- 57	MS25036-3	.TERMINAL.....	1	
- 58	204-175-408-17	.CABLE ASSY, PILOTS COLL STICK DISC.....	1	
- 59	MS3110E16-26S	.RECEPTACLE (WHEN EXHAUSTED USE..... MS3120E16-26S)	1	
- 60	MS3120E16-26S	.RECEPTACLE (USE MS3110E16-26S UNTIL..... EXHAUSTED)	1	
- 61	MS25036-2	.TERMINAL.....	8	

Section II
Group Assembly Parts List

T.O. 1H-1(U)F-4

(1) FIGURE & INDEX NUMBER	(2) PART NUMBER	(3) DESCRIPTION	(4) UNIT PER ASSY	(5) USABLE ON CODE
173 -	MS25036-3	.. TERMINAL	1	
	MS25036-7	.. TERMINAL	2	
	MS25036-8	.. TERMINAL	2	
- 31	MS21042L04	.. NUT	4	
	AN960PD4L	.. WASHER	4	
	MS35206-216	.. SCREW	3	
	AN500A4-7	.. SCREW	1	
- 32	MS21042L04	.. NUT	8	
	AN960PD4L	.. WASHER	16	
	MS35206-216	.. SCREW	6	
	AN500A4-7	.. SCREW	2	
	204-075-406-19	.. CABLE ASSY, ANTI TORQUE TRIM MAG BRAKE	1	
- 33	MS3057-6A	.. ADAPTER	1	
	MS3108814S9S	.. PLUG	1	
	MS25036-2	.. TERMINAL	1	
	MS25036-3	.. TERMINAL	1	
- 34	NAS679A3	.. NUT	1	
	AN960PD10L	.. WASHER	1	
	MS35207-264	.. SCREW	1	
	MS21919WDG11	.. CLAMP	1	
	204-075-406-19	.. CABLE ASSY, LATERAL FORCE TRIM MAG BRAKE	1	
- 35	MS3057-6A	.. ADAPTER	1	
	MS3106A14S9S	.. PLUG	1	
	MS25036-2	.. TERMINAL	1	
	MS25036-3	.. TERMINAL	1	
	204-175-410-7	.. CABLE ASSY, CO-PILOTS CYCLIC STICK DISC	1	
- 36	MS3110E20-27S	.. RECEPTACLE	1	
	MS25036-2	.. TERMINAL	5	
	204-175-410-13	.. CABLE ASSY, CO-PILOTS COLL STICK DISC	1	A
- 37	MS3100A22-14S	.. RECEPTACLE	1	
	MS3108P14S-5S	.. RECEPTACLE	1	
	MS3057-10A	.. ADAPTER	1	
	MS25036-1	.. TERMINAL	4	
	MS25036-2	.. TERMINAL	4	
	MS25036-3	.. TERMINAL	4	
	204-075-406-17	.. CABLE ASSY, FORE AND AFT FORCE TRIM MAG. BRAKE	1	
- 38	MS3057-6A	.. ADAPTER	1	
	MS3108814S9S	.. PLUG	1	
	MS25036-2	.. TERMINAL	1	
	MS25036-3	.. TERMINAL	1	
- 39	NAS679A3	.. NUT	1	
	AN960PD10L	.. WASHER	1	
	MS35207-265	.. SCREW	1	
	NAS430D3-20	.. SPACER	1	
	MS21919DG4	.. CLAMP	1	
- 40	NAS679A3	.. NUT	1	
	AN341-10	.. NUT	1	
	AN960D10L	.. WASHER	3	
	MS35207-264	.. SCREW	1	
- 41	MS35489-2	.. GROMMET	1	
- 42	MS35489-4	.. GROMMET	4	
- 43	MS35489-5	.. GROMMET	1	
- 44	MS35489-17	.. GROMMET	2	
- 45	MS35489-23	.. GROMMET	1	
- 46	NAS679A3	.. NUT	6	
	AN960PD10L	.. WASHER	6	
	MS35207-263	.. SCREW	6	
- 47	AN743-12	.. BRACKET	11	
	NAS679A3	.. NUT	22	
	AN960PD10L	.. WASHER	22	
	MS35207-263	.. SCREW	22	
- 48	AN743-12	.. BRACKET	4	
	NAS679A3	.. NUT	8	
	AN960PD10L	.. WASHER	8	
	NAS430D3-16	.. SPACER	4	
	MS35207-263	.. SCREW	4	
	MS35207-265	.. SCREW	4	
- 49	MS21919DG3	.. CLAMP	7	

(1)	(2)	(3)	(4)	(5)	
FIGURE & INDEX NUMBER	PART NUMBER	DESCRIPTION	UNIT PER ASSY	USABLE ON CODE	
173 - 50	MS21919DG4	.CLAMP.....	2	A	
- 51	MS21919WDC7	.CLAMP.....	9		
- 52		.CLAMP.....	8		
	204-175-408-9	.CABLE ASSY, BATTERY FEEDERS.....	1		
- 53	MS25021-15	.TERMINAL.....	4		
	MS25022-15	.TERMINAL.....	4		
- 54	MS35499-4	.GROMMET.....	1		
- 55	130-001-1-12	.TAPE, IDENT.....	1		
	130-001-2-10	.TAPE, IDENT.....	1		
	MS27212-1-10	.TERMINAL BOARD ASSY.....	1		
- 56	MS21042L04	.NUT (AP).....	2		
- 57	AN960PD4L	.WASHER (AP).....	2		
- 58	MS35206-215	.SCREW (AP).....	2		
- 59	MS18029-15-10	.COVER ASSY (MF MS18029-11S-20 COVER AND.... MS18029-21 NUT)	1		
- 60	MS21042L06	.NUT.....	10		
- 61	AN961-6	.WASHER.....	10		
- 62	MS25226-2-5	.BUS.....	1		
- 63	MS25227-1	.STRIP, INSUL.....	2		
- 64	MS27212-1-2	.TERMINAL BOARD ASSY.....	1		
	MS21042L04	.NUT (AP).....	2		
	AN960PD4L	.WASHER (AP).....	2		
	MS35206-215	.SCREW (AP).....	2		
	130-001-1-41	.TAPE, IDENT.....	1		
	130-001-2-2	.TAPE, IDENT.....	1		
	MS21042L06	.NUT.....	2		
	AN961-6	.WASHER.....	2		
	MS25227-1	.STRIP, INSUL.....	2		
- 65	AN3033-12	.LIGHT ASSY.....	1		
- 66	MS24693-26	.SCREW (AP).....	3		
- 67	AN3033-13	.LIGHT ASSY.....	1		
- 68	MS24693-26	.SCREW (AP).....	3		
- 69	AN3177-1	.LIGHT ASSY.....	1		
- 69A	AN3177-9	.BASE, LAMP.....	1		
- 69B	MS25216-2	.LENS.....	1		
- 70	MS35206-228	.SCREW (AP).....	6		
- 71	AN960PD6L	.WASHER (AP).....	6		
- 72	204-075-151-1	.GASKET.....	1		
- 73	204-075-165-3	.EXTRUSION RUBBER.....	1		
CODING EXPLANATION					
CODE SERIAL NUMBERS					
A 63-13141 THRU 63-13142					

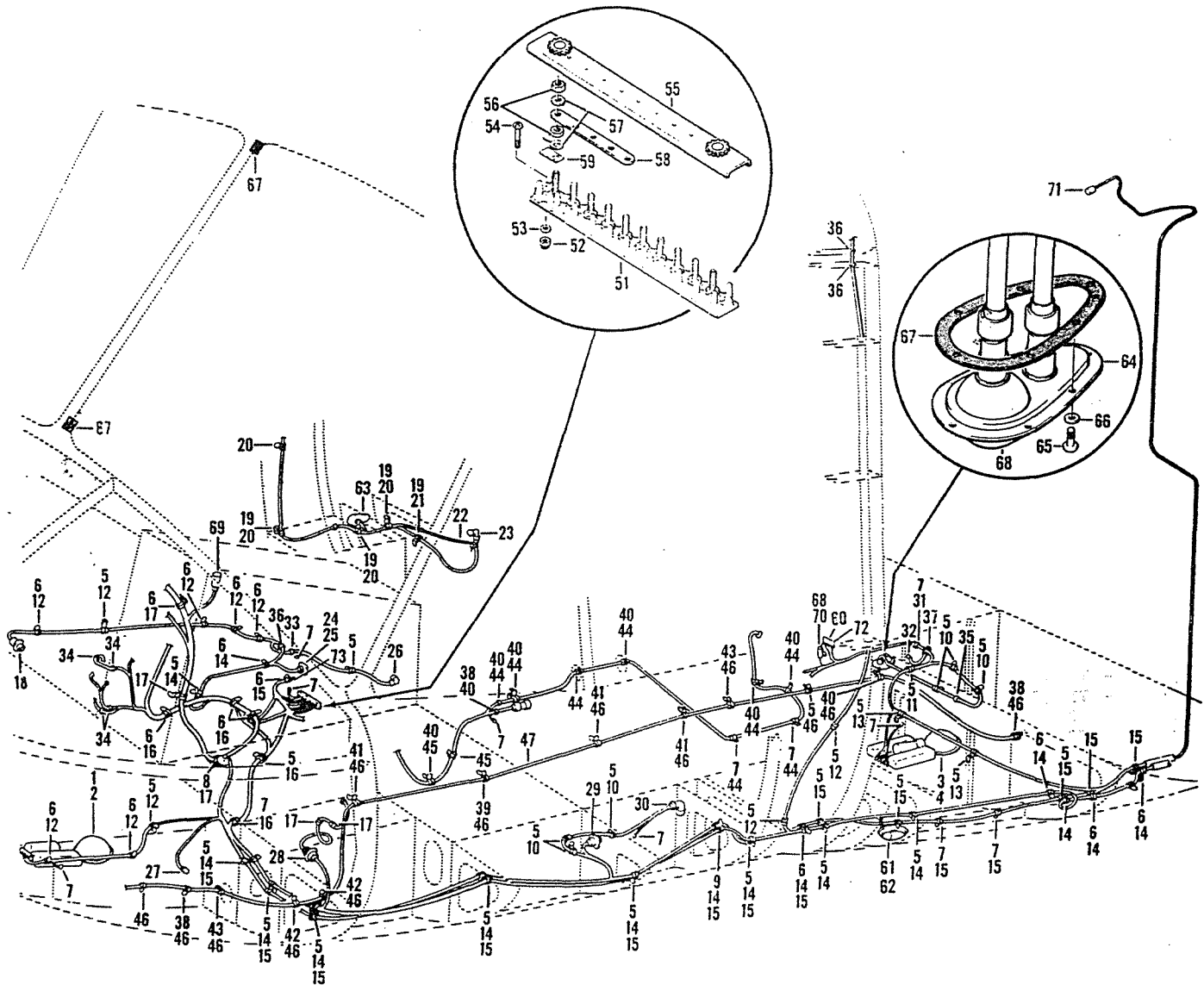


Figure 174. Electrical Installation, Forward Lower Section

(1) FIGURE & INDEX NUMBER	(2) PART NUMBER	(3) DESCRIPTION	(4) UNIT PER ASSY	(5) USABLE ON CODE
174 -	204-075-065-1	ELECTRICAL INSTL, FWD LWR SECTION (SEE FIG.. 152, 153, 154, 164, 166, 167, 168, 171, 175, 177, 178, 180 AND 181 FOR BALANCE OF BREAKDOWN) (SEE FIG. 152 FOR NHA)	REF	A
	204-075-065-3	ELECTRICAL INSTL, FWD LWR SECTION (SEE FIG.. 152, 153, 154, 164, 166, 167, 168, 171, 175, 177, 178, 180 AND 181 FOR BALANCE OF BREAKDOWN) (SEE FIG. 152 FOR NHA)	REF	B
	204-075-065-5	ELECTRICAL INSTL, FWD LWR SECTION (SEE FIG.. 152, 153, 154, 164, 166, 167, 168, 171, 175, 177, 178, 180 AND 181 FOR BALANCE OF BREAKDOWN) (SEE FIG. 152 FOR NHA)	REF	C
	204-075-065-7	ELECTRICAL INSTL, FWD LWR SECTION (SEE FIG.. 152, 153, 154, 164, 166, 167, 168, 171, 175, 177, 178, 180 AND 181 FOR BALANCE OF BREAKDOWN) (SEE FIG. 152 FOR NHA)	REF	D
	204-075-065-9	ELECTRICAL INSTL, FWD LWR SECTION (SEE FIG.. 152, 153, 154, 164, 166, 167, 168, 171, 175, 177, 178, 180 AND 181 FOR BALANCE OF BREAKDOWN) (SEE FIG. 152 FOR NHA)	REF	E
	204-075-087-1	ELECTRICAL INSTL, FWD LWR SECTION (SEE FIG.. 152, 153, 155, 164, 166, 167, 169, 171, 175, 177, 178, 180 AND 182 FOR BALANCE OF BREAKDOWN) (SEE FIG. 152 FOR NHA)	REF	F
- 1	G6250-4	SEARCH LIGHT, TYPE MA-3 (72914).....	1	
	MS35206-245	SCREW (AP).....	4	
	AN960PD8L	WASHER (AP).....	4	
- 2	MS25241-4581	LAMP.....	1	
	G8385-1	LIGHT, LANDING (72914).....	1	
- 3	MS35206-245	SCREW (AP).....	4	
	AN960PD8L	WASHER (AP).....	4	
- 4	ASA4580	LAMP (00358).....	1	
	Q4681	LAMP, LANDING LIGHT, QUARTZ (08806)..... (PREFERRED REPLACEMENT)	1	
- 5	AN743-12	BRACKET.....	35	
	NAS679A3	NUT.....	70	
	AN960PD10L	WASHER.....	70	
	MS35207-263	SCREW.....	70	
- 6	NAS679A3	NUT.....	17	
	AN960PD10L	WASHER.....	17	
	MS35207-263	SCREW.....	17	
- 7	AN743-12	BRACKET.....	2	
	NAS679A3	NUT.....	4	
	MS35207-263	SCREW.....	2	
	MS35207-269	SCREW.....	2	
	AN960PD10L	WASHER.....	4	
	NAS430D3-58	SPACER.....	2	
- 8	NAS679A3	NUT.....	6	
	AN960D10L	WASHER.....	12	
	MS35207-263	SCREW.....	6	
- 9	NAS679A3	NUT.....	6	
	AN960PD10L	WASHER.....	6	
	MS35207-267	SCREW.....	6	
	NAS430D3-28	SPACER.....	6	
- 10	NAS430D3-80	BRACKET.....	1	
	NAS679A3	NUT.....	1	
	AN960PD10L	WASHER.....	1	
	MS35207-270	SCREW.....	1	
- 11	AN743-12	BRACKET.....	2	
	NAS679A3	NUT.....	4	
	AN960PD10L	WASHER.....	4	
	MS35207-263	SCREW.....	2	
	MS35207-265	SCREW.....	2	
	NAS430D3-16	SPACER.....	2	
- 12	MS21919DG2	CLAMP.....	5	
- 13	MS21919DG3	CLAMP.....	1	
- 14	MS21919WDG5	CLAMP.....	10	
- 15	MS21919WDG6	CLAMP.....	2	
- 16	MS21919WDG10	CLAMP.....	3	

Section II
Group Assembly Parts List

T.O. 1H-1(U)F-4

(1) FIGURE & INDEX NUMBER	(2) PART NUMBER	(3) DESCRIPTION	(4) UNIT PER ASSY	(5) USABLE ON CODE
174 - 17	MS21919WDG9	.CLAMP.....	14	
- 18	MS21919WDG11	.CLAMP.....	17	
- 19	MS21919WDG15	.CLAMP.....	5	
- 20	MS21919WDG16	.CLAMP.....	5	
	204-175-410-5	.CABLE ASSY, PILOTS CYCLIC STICK DISC.....	1	
- 21	MS3110E14-19S	..RECEPTACLE (WHEN EXHAUSTED USE..... MS3120E14-19S)	1	
	MS3120E14-19S	..RECEPTACLE (USE MS3110E14-19S UNTIL..... EXHAUSTED)	1	
	MS25036-2	..TERMINAL.....	4	
	NAS679A3	.NUT.....	8	
	AN960PD10L	.WASHER.....	8	
	MS35207-263	.SCREW.....	8	
- 22	AN743-12	.BRACKET.....	4	
- 23	MS21919DG4	.CLAMP.....	4	
- 24	MS21919DG3	.CLAMP.....	1	
- 25	204-075-447-7	.CABLE ASSY, CABIN THERMOSTAT.....	1	
	204-075-427-9	.CABLE ASSY, HEATER AFT OUTLET VALVE.....	1	
- 26	MS3057-6A	..ADAPTER.....	1	
	MS3108B14S-5S	..PLUG.....	1	
	MS25036-3	..TERMINAL.....	1	
	204-175-408-17	.CABLE ASSY, PILOTS COLL STICK DISC.....	1	
- 27	MS3110E16-26S	..RECEPTACLE (WHEN EXHAUSTED USE..... MS3120E16-26S)	1	
	MS3120E16-26S	..RECEPTACLE (USE MS3110E16-26S UNTIL..... EXHAUSTED)	1	
	MS25036-2	..TERMINAL.....	8	
	MS25036-3	..TERMINAL.....	1	
	MS25036-7	..TERMINAL.....	2	
	MS25036-8	..TERMINAL.....	2	
- 28	MS21042L04	.NUT.....	12	
	AN960PD4L	.WASHER.....	12	
	MS35206-216	.SCREW.....	9	
	AN500A4-7	.SCREW.....	3	
	204-075-406-15	.CABLE ASSY, ANTI TORQUE TRIM MAG BRAKE.....	1	
- 29	MS3057-6A	..ADAPTER.....	1	
	MS3108B14S9S	..PLUG.....	1	
	MS25036-2	..TERMINAL.....	1	
	MS25036-3	..TERMINAL.....	1	
	204-075-406-19	.CABLE ASSY, LATERAL FORCE TRIM MAG BRAKE...	1	
- 30	MS3057-6A	..ADAPTER.....	1	
	MS3106A14S9S	..PLUG.....	1	
	MS25036-2	..TERMINAL.....	1	
	MS25036-3	..TERMINAL.....	1	
	204-175-410-7	.CABLE ASSY, CO-PILOTS CYCLIC STICK DISC...	1	
- 31	MS3110E20-27S	..RECEPTACLE.....	1	
	MS25036-2	..TERMINAL.....	5	
	204-175-410-9	.CABLE ASSY, CO-PILOTS COLL STICK DISC.....	1	G
- 32	MS3100A22-14S	..RECEPTACLE.....	1	
	MS3108R14S5S	..RECEPTACLE.....	1	
	MS3057-10A	..ADAPTER.....	1	
	MS25036-1	..TERMINAL.....	4	
	MS25036-2	..TERMINAL.....	4	
	MS25036-3	..TERMINAL.....	4	
	204-075-406-17	.CABLE ASSY, FORE AND AFT FORCE TRIM MAG.... BRAKE	1	
- 33	MS3057-6A	..ADAPTER.....	1	
	MS3108B14S9S	..PLUG.....	1	
	MS25036-2	..TERMINAL.....	1	
	MS25036-3	..TERMINAL.....	1	
- 34	NAS679A3	.NUT.....	1	
	AN960PD10L	.WASHER.....	1	
	MS35207-267	.SCREW.....	1	
	NAS43DD3-28	.SPACER.....	1	
	MS21919DG4	.CLAMP.....	1	
- 35	NAS679A3	.NUT.....	1	
	AN341-10	.NUT.....	1	
	AN960D10L	.WASHER.....	3	
	MS35207-264	.SCREW.....	1	

(1) FIGURE & INDEX NUMBER	(2) PART NUMBER	(3) DESCRIPTION	(4) UNIT PER ASSY	(5) USABLE ON CODE
174 - 36	MS35489-2	.GROMMET.....	1	G
- 37	MS35489-4	.GROMMET.....	4	
- 38	MS35489-5	.GROMMET.....	1	
- 39	MS35489-17	.GROMMET.....	3	
- 40	MS35489-23	.GROMMET.....	1	
- 41	NAS679A3	.NUT.....	2	
	AN960PD10L	.WASHER.....	2	
	MS35207-263	.SCREW.....	2	
	NAS679A3	.NUT.....	2	
- 42	AN743-12	.BRACKET.....	1	
	AN960PD10L	.WASHER.....	2	
	MS35207-263	.SCREW.....	1	
	MS35207-265	.SCREW.....	1	
	NAS43DD3-24	.SPACER.....	1	
- 43	AN743-12	.BRACKET.....	8	
	NAS679A3	.NUT.....	16	
	AN960PD10L	.WASHER.....	16	
	MS35207-263	.SCREW.....	16	
- 44	AN743-13	.BRACKET.....	3	
	NAS679A3	.NUT.....	3	
	MS21042L04	.NUT.....	6	
	AN960PD4L	.WASHER.....	6	
	MS35207-263	.SCREW.....	3	
	AN515-4R10	.SCREW.....	6	
	NAS43DD1-24	.SPACER.....	6	
- 45	NAS679A3	.NUT.....	3	
	AN960PD10L	.WASHER.....	2	
	MS35207-269	.SCREW.....	2	
	NAS43DD3-48	.SPACER.....	2	
- 46	AN743-13	.BRACKET.....	2	
	NAS679A3	.NUT.....	2	
	MS21042L04	.NUT.....	4	
	AN960PD4L	.WASHER.....	4	
	MS35207-263	.SCREW.....	2	
	MS35206-217	.SCREW.....	4	
- 47	MS21919DG3	.CLAMP.....	9	
- 48	MS21919WDG8	.CLAMP.....	2	
- 49	MS21919WDG16	.CLAMP.....	15	
- 50	204-175-403-17	.CABLE ASSY.....	1	
	MS25036-27	.TERMINAL.....	8	
	MS35489-4	.GROMMET.....	1	
- 51	130-001-1-12	.TERMINAL BOARD.....	1	
	130-001-2-10	.TERMINAL BOARD.....	1	
	MS27212-1-10	.TERMINAL BOARD ASSY.....	1	
- 52	MS21042L04	.NUT (AP).....	2	
- 53	AN960PD4L	.WASHER (AP).....	2	
- 54	MS35206-215	.SCREW (AP).....	2	
- 55	MS18029-1S10	.TERMINAL BLOCK COVER.....	1	
- 56	MS21042L06	.NUT.....	10	
- 57	AN961-6	.WASHER.....	10	
- 58	MS25226-2-5	.BUS.....	1	
- 59	MS25227-1	.INSUL STRIP.....	2	
- 60	130-001-1-41	.TERMINAL BOARD.....	1	
	130-001-2-2	.TERMINAL BOARD.....	1	
	MS21042L04	.NUT (AP).....	2	
	AN960PD4L	.WASHER (AP).....	2	
	MS35206-215	.SCREW (AP).....	2	
	MS18029-1L2	.COVER.....	1	
	MS21042L06	.NUT.....	2	
	AN961-6	.WASHER.....	2	
	MS25227-1	.STRIP, INSUL.....	2	
	MS27212-1-2	.TERMINAL BOARD ASSY.....	1	
- 61	AN3033-12	.LIGHT ASSY.....	1	
- 62	MS24693-26	.SCREW (AP).....	6	
- 63	AN3033-13	.LIGHT ASSY.....	1	
- 64	AN3177-1	.LIGHT.....	1	
- 65	MS35206-228	.SCREW (AP).....	6	
- 66	AN960PD6L	.WASHER (AP).....	6	
- 67	204-075-151-1	.GASKET (AP).....	1	

(1) FIGURE & INDEX NUMBER	(2) PART NUMBER	(3) DESCRIPTION	(4) UNIT PER ASSY	(5) USABLE ON CODE
174 - 68	MS25216-1	..LENS.....	1	
	MS24693S30	..SCREW.....	1	
		..GASKET.....	1	
- 69	204-075-165-3	..EXTRUSION, RUBBER.....	2	
	204-175-409-9	..CABLE ASSY, ENGINE PANEL DISC.....	1	H
	204-175-413-1	..CABLE ASSY, ENGINE PANEL DISC.....	1	A
	204-175-413-5	..CABLE ASSY, ENGINE PANEL DISC (SEE FIG. 177 AND 181 FOR BALANCE OF BREAKDOWN)	1	J
	204-175-439-3	..CABLE ASSY, ENGINE PANEL DISC (SEE FIG. 177 AND 181 FOR BALANCE OF BREAKDOWN)	1	K
- 70	MS3126E20-39S	..PLUG.....	1	
	MS25036-2	..TERMINAL (USBL ON 204-175-409-9, 204-175-413-1 AND 204-175-439-3)	16	
	MS25036-2	..TERMINAL (USBL ON 204-175-413-5).....	18	
	MS25036-3	..TERMINAL.....	1	
	85T4-7-4	..TUBING, INSUL.....	3	G
	85T4-7-2	..TUBING, INSUL (USBL ON 204-175-413-5 AND.. 204-175-439-3)	6	
- 71	NAS679A3	..NUT (USBL ON 204-075-065-3, -5 AND -7) (AP)	1	
	AN960D10L	..WASHER (USBL ON 204-075-065-3, -5 AND -7).. (AP)	1	
	AN936B10	..WASHER (USBL ON 204-075-065-3, -5 AND -7).. (AP)	1	
	MS35207-261	..SCREW (USBL ON 204-075-065-3, -5 AND -7).. (AP)	1	
- 72	JN14-1600B	..FILTER, NETWORK (80183).....	1	L
	A278	..FILTER (23939) (ALT).....	1	
	FA7349	..FILTER (81831) (ALT).....	1	
	204-175-409-13	..CABLE ASSY, ENGINE CAUTION PANEL.....	1	
- 73	MS3106R10SL3S	..PLUG.....	1	
	MS25036-3	..TERMINAL.....	1	
		CODE SERIAL NUMBERS		
		A 63-13143 THRU 63-13165		
		B 64-15476 THRU 64-15490		
		C 64-15491 THRU 65-7924		
		D 65-7925 THRU 65-7942		
		E 65-7943 THRU 66-1224		
		F 66-1225 AND SUBSEQUENT		
		G 63-13143 AND SUBSEQUENT		
		H 63-13141 THRU 63-13142		
		J 64-15476 THRU 65-7924		
		K 65-7925 AND SUBSEQUENT		
		L 64-15476 AND SUBSEQUENT		

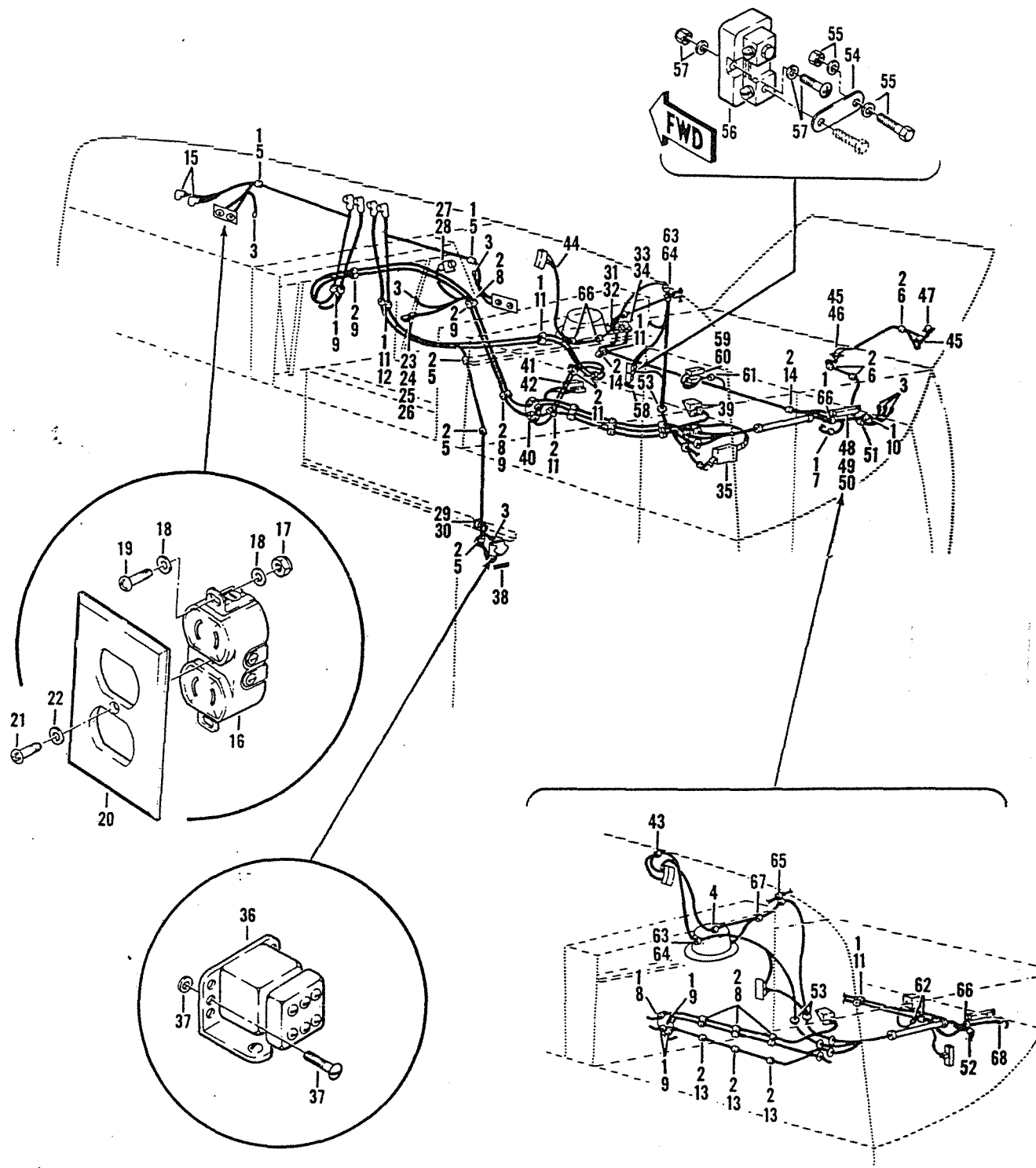


Figure 175. Electrical Installation, Forward Section, Upper Aft

(1) FIGURE & INDEX NUMBER	(2) PART NUMBER	(3) DESCRIPTION	(4) UNIT PER ASSY	(5) USABLE ON CODE
175 -	204-075-053-1	ELECTRICAL INSTL, FWD SECTION, UPPER AFT.... (SEE FIG. 152, 153, 154, 164, 165, 167, 168, 170, 173, 176, 178 AND 191 FOR BALANCE OF BREAKDOWN) (SEE FIG. 152 FOR NHA)	REF	A
	204-075-065-1	ELECTRICAL INSTL, FWD SECTION, UPPER AFT.... (SEE FIG. 152, 153, 154, 164, 166, 167, 168, 171, 174, 177, 178, 180 AND 181 FOR BALANCE OF BREAKDOWN) (SEE FIG. 152 FOR NHA)	REF	B
	204-075-065-3	ELECTRICAL INSTL, FWD SECTION, UPPER AFT.... (SEE FIG. 152, 153, 154, 164, 166, 167, 168, 171, 174, 177, 178, 180 AND 181 FOR BALANCE OF BREAKDOWN) (SEE FIG. 152 FOR NHA)	REF	C
	204-075-065-5	ELECTRICAL INSTL, FWD SECTION, UPPER AFT.... (SEE FIG. 152, 153, 154, 164, 166, 167, 168, 171, 174, 177, 178, 180 AND 181 FOR BALANCE OF BREAKDOWN) (SEE FIG. 152 FOR NHA)	REF	D
	204-075-065-7	ELECTRICAL INSTL, FWD SECTION, UPPER AFT.... (SEE FIG. 152, 153, 154, 164, 166, 167, 168, 171, 174, 177, 178, 180 AND 181 FOR BALANCE OF BREAKDOWN) (SEE FIG. 152 FOR NHA)	REF	E
	204-075-065-9	ELECTRICAL INSTL, FWD SECTION, UPPER AFT.... (SEE FIG. 152, 153, 154, 164, 166, 167, 168, 171, 174, 177, 178, 180 AND 181 FOR BALANCE OF BREAKDOWN) (SEE FIG. 152 FOR NHA)	REF	F
	204-075-087-1	ELECTRICAL INSTL, FWD SECTION, UPPER AFT.... (SEE FIG. 152, 153, 155, 164, 166, 167, 169, 171, 174, 177, 178, 190 AND 182 FOR BALANCE OF BREAKDOWN) (SEE FIG. 152 FOR NHA)	REF	G
- 1	AN743-12	PACKET.....	16	
	NAS679A3	NUT.....	32	
	AN960PD10L	WASHER.....	32	
	MS35207-263	SCREW.....	32	
- 2	NAS679A3	NUT.....	23	
	AN960PD10L	WASHER.....	23	
	MS35207-263	SCREW.....	23	
- 3	NAS679A3	NUT.....	7	
	AN960PD10L	WASHER.....	14	
	MS35207-263	SCREW.....	7	
- 4	MS21919DG2	CLAMP (USBL ON 204-075-065-1, -3, -5, -7... AND -9)	1	
- 5	MS21919DG3	CLAMP (USBL ON 204-075-053-1).....	4	
	MS21919DG3	CLAMP (USBL ON 204-075-065-1, -3, -5, -7... AND -9)	7	
- 6	MS21919DG4	CLAMP.....	3	
- 7	MS21919WOG5	CLAMP.....	1	
- 8	MS21919WOG6	CLAMP.....	11	
- 9	MS21919WOG7	CLAMP.....	6	
- 10	MS21919WOG13	CLAMP.....	1	
- 11	MS21919WOG9	CLAMP.....	16	
- 12	MS21919WOG10	CLAMP.....	1	
- 13	MS21919WOG12	CLAMP.....	3	
- 14	MS21919WOG13	CLAMP.....	1	
- 15	204-075-415-15	CABLE ASSY, HYD CONTROLS.....	1	
	MS3057-4A	ADAPTER.....	2	
	MS3108R10SL3S	PLUG.....	1	
	MS3108R10SL4S	PLUG.....	1	
	MS25036-3	TERMINAL.....	2	
- 16	7540	RECEPTACLE (74545).....	2	
- 17	MS21042L06	NUT (AP).....	4	
- 18	AN960PD6L	WASHER (AP).....	8	
- 19	MS35206-229	SCREW (AP).....	4	
- 20	98101	PLATE, WALL (74545).....	2	
- 21	MS24693-26	SCREW (AP).....	2	

Section II
Group Assembly Parts List

T.O. 1H-1(U)F-4

(1) FIGURE & INDEX- NUMBER	(2) PART NUMBER	(3) DESCRIPTION	(4) UNIT PER ASSY	(5) USABLE ON CODE
175 - 22	AN936A6	.WASHER (AP).....	2	
- 23	A5395C	.LIGHT ASSY (72914).....	1	
- 24	MS21042L06	.NUT (AP).....	2	
- 25	AN960D6L	.WASHER (AP).....	4	
- 26	MS35206-229	.SCREW (AP).....	2	
- 27	MS21042L04	.NUT.....	4	
	AN960PD4L	.WASHER.....	8	
	MS35206-216	.SCREW.....	3	
	AN500A4-7	.SCREW.....	1	
	204-075-423-9	.CABLE ASSY, TRANS DISCONNECT.....	1	
- 28	MS3110E14-19S	.CONNECTOR (WHEN EXHAUSTED USE..... MS3120E14-19S)	1	
	MS3120E14-19S	.CONNECTOR (USE MS3110E14-19S WHEN..... EXHAUSTED)	1	
	MS25036-3	.TERMINAL.....	1	
	204-075-939-7	.CABLE ASSY, CARGO SLING.....	1	
- 29	MS3100R14S-7S	.CONNECTOR.....	1	
	MS25036-2	.TERMINAL.....	4	
	MS25036-3	.TERMINAL.....	2	
- 30	MS21042L04	.NUT.....	4	
	AN960PD4L	.WASHER.....	8	
	MS35206-216	.SCREW.....	3	
	AN500A4-7	.SCREW.....	1	
- 31	MS21042L06	.NUT.....	4	
	AN960PD6L	.WASHER.....	4	
	MS35206-230	.SCREW.....	3	
	MS35265-30	.SCREW.....	1	
	204-175-404-021	.CABLE ASSY, STARTER DISCONNECT.....	1	
- 32	MS3057-20A	.ADAPTER.....	1	
	MS3100K32-17S	.RECEPTACLE.....	1	
	MS25036-23	.TERMINAL (USBL ON 204-175-404-7).....	2	
	MS25036-25	.TERMINAL.....	4	
- 33	MS21042L06	.NUT.....	4	
	AN960PD6L	.WASHER.....	4	
	MS35206-230	.SCREW.....	3	
	MS35265-30	.SCREW.....	1	
	204-175-404-5	.CABLE ASSY, ENG DISCONNECT.....	1	
	204-175-404-17	.CABLE ASSY, ENG DISCONNECT.....	1	
- 34	MS3057-16A	.ADAPTER (USBL ON 204-175-404-17).....	1	
	CA20312-2866	.RECEPTACLE (71468).....	1	
	MS25251-16	.PLUG (USBL ON 204-175-404-5).....	AR	
	AN5538-1	.TERMINAL.....	2	
	MS25036-3	.TERMINAL.....	4	
	MS25036-3	.TERMINAL (USBL ON 204-175-404-17).....	2	
	031-0728-005	.CONTACT, CRIMP (71468).....	1	
	031-0728-004	.CONTACT, CRIMP (71468).....	1	
	031-0728-006	.CONTACT, CRIMP (71468).....	35	
	204-175-404-9	.CABLE ASSY, FUEL BOOST PRESSURE SWITCH.....	1	
- 35	MS3057-4A	.ADAPTER.....	2	
	MS3108R10SL3S	.PLUG.....	2	
	MS25036-3	.TERMINAL.....	2	
- 36	MS24149D1	.RELAY, CARGO RELEASE.....	1	
- 37	MS35206-244	.SCREW (AP).....	2	
	AN960PD8L	.WASHER (AP).....	2	
- 38	204-075-197-151	.DECAL.....	1	
	204-175-407-3	.CABLE ASSY, FUEL PRESSURE XTMR.....	1	
- 39	MS3057-6A	.ADAPTER.....	2	
	AN3420-6	.BUSHING.....	2	
	MS3106A14S2S	.PLUG.....	1	
	MS3106A14S5S	.PLUG.....	1	
	MS25036-3	.TERMINAL.....	2	
- 40	204-075-165-1	.EXTRUSION, RUBBER.....	1	
	204-175-407-7	.CABLE ASSY, OIL VALVE AND SUMP LIGHT.....	1	
- 41	MS3057-6A	.ADAPTER.....	1	
	AN3420-6	.BUSHING.....	1	
	MS3106A14S-5S	.PLUG.....	1	
	MS25036-3	.TERMINAL.....	1	
	MS25036-49	.TERMINAL.....	1	
	204-175-407-9	.CABLE ASSY, OIL TEMP ENG.....	1	

(1) FIGURE & INDEX NUMBER	(2) PART NUMBER	(3) DESCRIPTION	(4) UNIT PER ASSY	(5) USABLE ON CODE
175 - 42	MS3057-4A	..ADAPTER.....	1	
	AN3420-4	..BUSHING.....	1	
	MS3106A12S-3S	..PLUG.....	1	
- 43	NAS679A3	..NUT.....	1	
	AN960PD10L	..WASHER.....	1	
	MS35207-263	..SCREW.....	1	
	MS21919WDG17	..CLAMP.....	1	
- 44	204-175-407-1	..CABLE ASSY, GENERATOR.....	1	
	MS25036-25	..TERMINAL.....	6	
- 45	MS21042L04	..NUT.....	8	
	AN960PD4L	..WASHER.....	8	
	MS35206-217	..SCREW.....	8	
	204-175-403-5	..CABLE ASSY, FIRE DETECTOR.....	1	
- 46	MS3057-4A	..ADAPTER.....	1	
	MS3106A10SL4S	..PLUG.....	1	
	MS3100R18-1S	..RECEPTACLE.....	1	
	MS25036-2	..TERMINAL.....	1	
	MS25036-3	..TERMINAL.....	1	
	204-175-403-3	..CABLE ASSY, AFT ENG TAILPIPE FAIRING TO.... DECK	1	
- 47	MS3106P18-1P	..PLUG.....	1	
	CA00KE10S3S	..PLUG (71468).....	1	
	CA00KE14S6S	..PLUG (71468).....	1	
- 48	MS21042L08	..NUT.....	2	
	AN960PD8L	..WASHER.....	4	
	MS35206-247	..SCREW.....	2	
- 49	AN5534-2	..RESISTOR, THERMOCOUPLE.....	1	
	MS18029-1S1	..COVER.....	1	
- 50	MS21042L04	..NUT.....	2	
	AN960PD4L	..WASHER.....	2	
	MS35206-215	..SCREW.....	2	
	130-001-1-27	..TAPE, IDENT.....	1	
	130-001-2-1	..TAPE, IDENT.....	1	
	MS21042L06	..NUT.....	1	
	AN961-6	..WASHER.....	1	
	MS25227-1	..STRIP, INSUL.....	2	
	MS27212-1-1	..TERMINAL BOARD ASSY.....	1	
- 51	MS35489-23	..GROMMET.....	1	
- 52	MS35489-17	..GROMMET.....	1	
- 53	MS35489-78	..GROMMET (USBL ON 204-075-053-1).....	1	
	MS35489-78	..GROMMET (USBL ON 204-075-065-1, -3, -5, -7. AND -9)	2	
- 54	204-075-153-1	..BUS BAR.....	1	
- 55	MS21042L4	..NUT (AP).....	1	
	AN960D416L	..WASHER (AP).....	2	
	AN4-6A	..BOLT (AP).....	1	
- 56	204-075-152-1	..SHUNT ASSY.....	1	
- 57	NAS679A3	..NUT (AP).....	2	
	AN960PD10L	..WASHER (AP).....	4	
	MS35207-267	..SCREW (AP).....	2	
- 58	204-075-197-149	..DECAL.....	1	
	204-175-403-7	..CABLE ASSY, GEARBOX PRESSURE XTMR FWD.....	1	
- 59	MS3057-6A	..ADAPTER.....	1	
	MS3106A14S2S	..PLUG.....	1	
	MS25036-3	..TERMINAL.....	1	
	204-175-403-9	..CABLE ASSY, TORQUE PRESSURE XTMR.....	1	
- 60	MS3106A14S2S	..PLUG.....	1	
	MS25036-3	..TERMINAL.....	1	
- 61	MS35489-6	..GROMMET (USBL ON 204-075-053-1).....	1	
- 62	NAS679A3	..NUT.....	1	
	AN960PD10L	..WASHER.....	1	
	MS35207-263	..SCREW.....	1	
	MS21919WDG3	..CLAMP.....	1	
	MS21919WDG13	..CLAMP.....	1	
- 63	NAS679A3	..NUT (USBL ON 204-075-053-1).....	1	
	MS35207-267	..SCREW (USBL ON 204-075-053-1).....	1	
	NAS430D3-32	..SPACER (USBL ON 204-075-053-1).....	1	
	MS21919WDG17	..CLAMP (USBL ON 204-075-053-1).....	1	
- 64	NAS679A3	..NUT (USBL ON 204-075-065-1, -3, -5, -7 AND.	1	

(1) FIGURE & INDEX NUMBER	(2) PART NUMBER	(3) DESCRIPTION	(4) UNIT PER ASSY	USABLE ON CODE
175 -	AN960PD10L	-9) .WASHER (USBL ON 204-075-065-1, -3, -5, -7... AND -9)	1	
	MS35207-267	.SCREW (USBL ON 204-075-065-1, -3, -5, -7... AND -9)	1	
	NAS43DD3-28	.SPACER (USBL ON 204-075-065-1, -3, -5, -7... AND -9)	1	
	MS21919WDG17	.CLAMP (USBL ON 204-075-065-1, -3, -5, -7... AND -9)	1	
- 65	NAS679A3	.NUT (USBL ON 204-075-065-1, -3, -5, -7 AND -9)	1	
	MS35207-263	.SCREW (USBL ON 204-075-065-1, -3, -5, -7... AND -9)	1	
	MS21919WDG17	.CLAMP (USBL ON 204-075-065-1, -3, -5, -7... AND -9)	1	
	MS21919DG3	.CLAMP (USBL ON 204-075-065-1, -3, -5, -7... AND -9)	1	
- 66	MS21919WDG9	.CLAMP (USBL ON 204-075-065-1, -3, -5, -7... AND -9)	1	
	NAS679A3	.NUT.....	3	
	AN960PD10L	.WASHER.....	3	
	MS35207-263	.SCREW.....	3	
- 67	MS21919DG3	.CLAMP (USBL ON 204-075-065-1, -3, -5, -7... AND -9)	1	
- 68	NAS679A3	.NUT.....	1	
	AN960PD10L	.WASHER.....	1	
	MS35207-267	.SCREW.....	1	
	NAS43DD3-28	.SPACER.....	1	
	MS21919WDG5	.CLAMP.....	1	
		CODING EXPLANATION		
		CODE SERIAL NUMBERS		
		A 63-13141 THRU 63-13142		
		B 63-13143 THRU 63-13165		
		C 64-15476 THRU 64-15490		
		D 64-15491 THRU 65-7924		
		E 65-7925 THRU 65-7942		
		F 65-7943 THRU 66-1224		
		G 66-1225 AND SUBSEQUENT		
		H 63-13141 THRU 65-7924		
		J 65-7925 AND SUBSEQUENT		

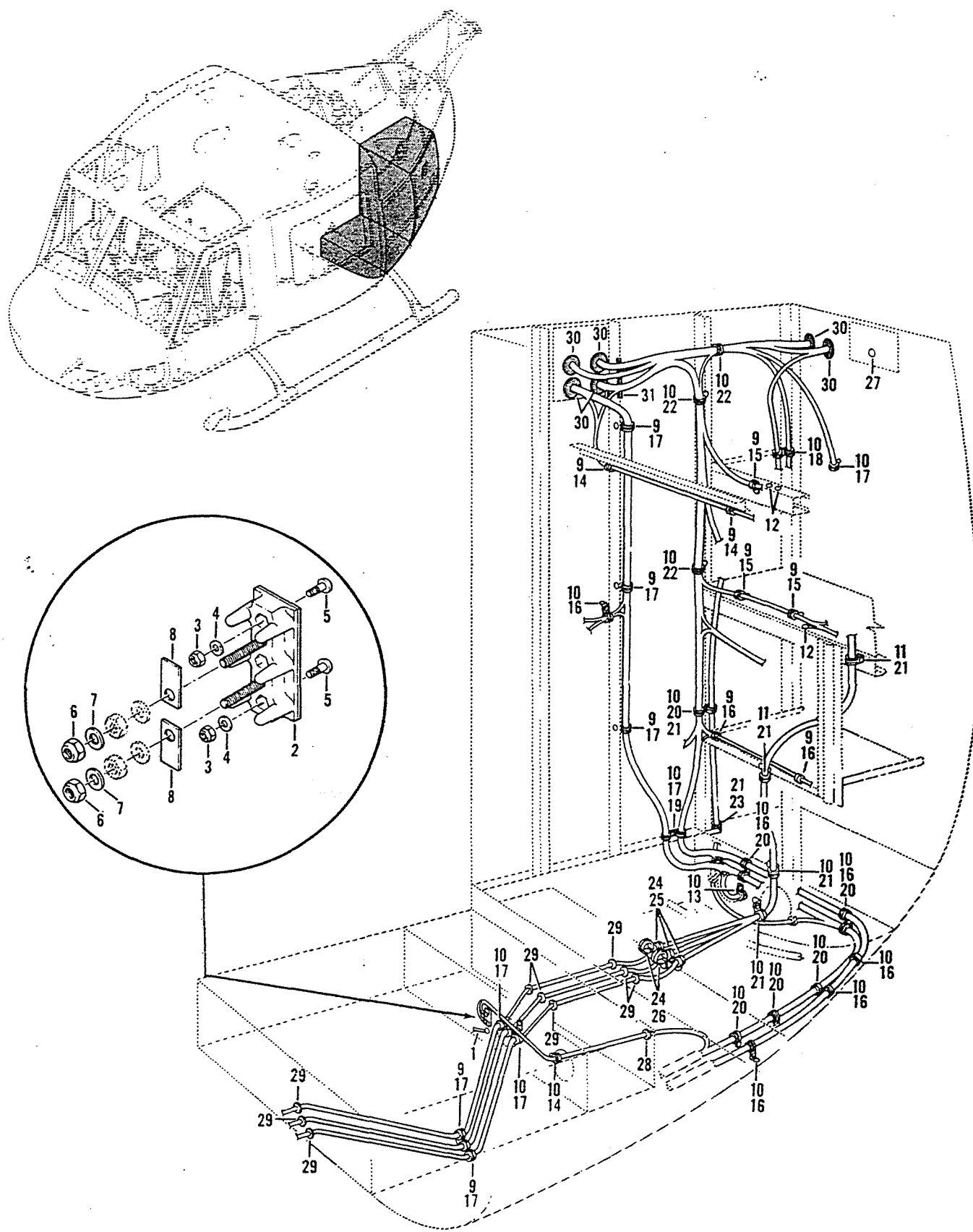


Figure 176. Electrical Installation, Forward Section, Lower Aft Left-Hand

(1) FIGURE & INDEX NUMBER	(2) PART NUMBER	(3) DESCRIPTION	(4) UNIT PER ASSY	(5) USABLE ON CODE
176 -	204-075-053-1	ELECTRICAL INSTL, LWR AFT, LH SECTION (SEE.. FIG. 152, 153, 154, 164, 165, 167, 168, 170, 173, 175, 178 AND 181 FOR BALANCE OF BREAKDOWN) (SEE FIG. 152 FOR NHA)	REF	A
- 1	NAS679A3	.NUT.....	1	
	AN341-10	.NUT.....	1	
	AN960D10L	.WASHER.....	3	
	MS35207-264	.SCREW.....	1	
- 2	130-001-1-28	.TAPE, IDENT.....	1	
	130-001-2-2	.TAPE, IDENT.....	1	
	MS27212-1-2	.BOARD ASSY, TERMINAL.....	1	
- 3	MS21042L04	.NUT (AP).....	2	
- 4	AN960PD4L	.WASHER (AP).....	2	
- 5	MS35206-215	.SCREW (AP).....	2	
- 6	MS21042L06	.NUT.....	2	
- 7	AN961-6	.WASHER.....	2	
- 8	MS25227-1	.STRIP, INSUL.....	2	
- 9	NAS679A3	.NUT.....	12	
	AN960PD10L	.WASHER.....	12	
	MS35207-263	.SCREW.....	12	
- 10	AN743-12	.BRACKET.....	22	
	NAS679A3	.NUT.....	44	
	AN960PD10L	.WASHER.....	44	
	MS35207-263	.SCREW.....	44	
- 11	AN743-13	.BRACKET.....	2	
	NAS679A3	.NUT.....	2	
	AN960PD10L	.WASHER.....	2	
	MS35207-263	.SCREW.....	2	
- 12	NAS679A3	.NUT.....	3	
	AN960D10L	.WASHER.....	6	
	MS35207-263	.SCREW.....	3	
- 13	MS219190G2	.CLAMP.....	1	
- 14	MS219190G3	.CLAMP.....	3	
- 15	MS21919WDG5	.CLAMP.....	3	
- 16	MS21919WDG6	.CLAMP.....	8	
- 17	MS21919WDG7	.CLAMP.....	11	
- 18	MS21919WDG9	.CLAMP.....	2	
- 19	MS21919WDG10	.CLAMP.....	1	
- 20	MS21919WDG11	.CLAMP.....	6	
- 21	MS21919WDG13	.CLAMP.....	6	
- 22	MS21919WDG16	.CLAMP.....	3	
- 23	NAS679A3	.NUT.....	1	
	NAS430D3-64	.SPACER.....	1	
	AN960PD10L	.WASHER.....	1	
	MS35207-268	.SCREW.....	1	
- 24	AN743-12	.BRACKET.....	2	
	NAS679A3	.NUT.....	4	
	AN960PD10L	.WASHER.....	4	
	MS35207-263	.SCREW.....	4	
- 25	MS21919WDG7	.CLAMP.....	3	
- 26	MS21919WDG16	.CLAMP.....	2	
- 27	MS21042L4	.NUT.....	1	
	AN960D416L	.WASHER.....	2	
	AN4-6A	.BOLT.....	1	
- 28	MS35489-2	.GROMMET.....	1	
- 29	MS35489-13	.GROMMET.....	9	
- 30	MS35489-20	.GROMMET.....	6	
- 31	204-075-165-3	.EXTRUSION.....	1	
		CODING EXPLANATION		
		CODE SERIAL NUMBERS		
		A 63-13141 THRU 63-13142		

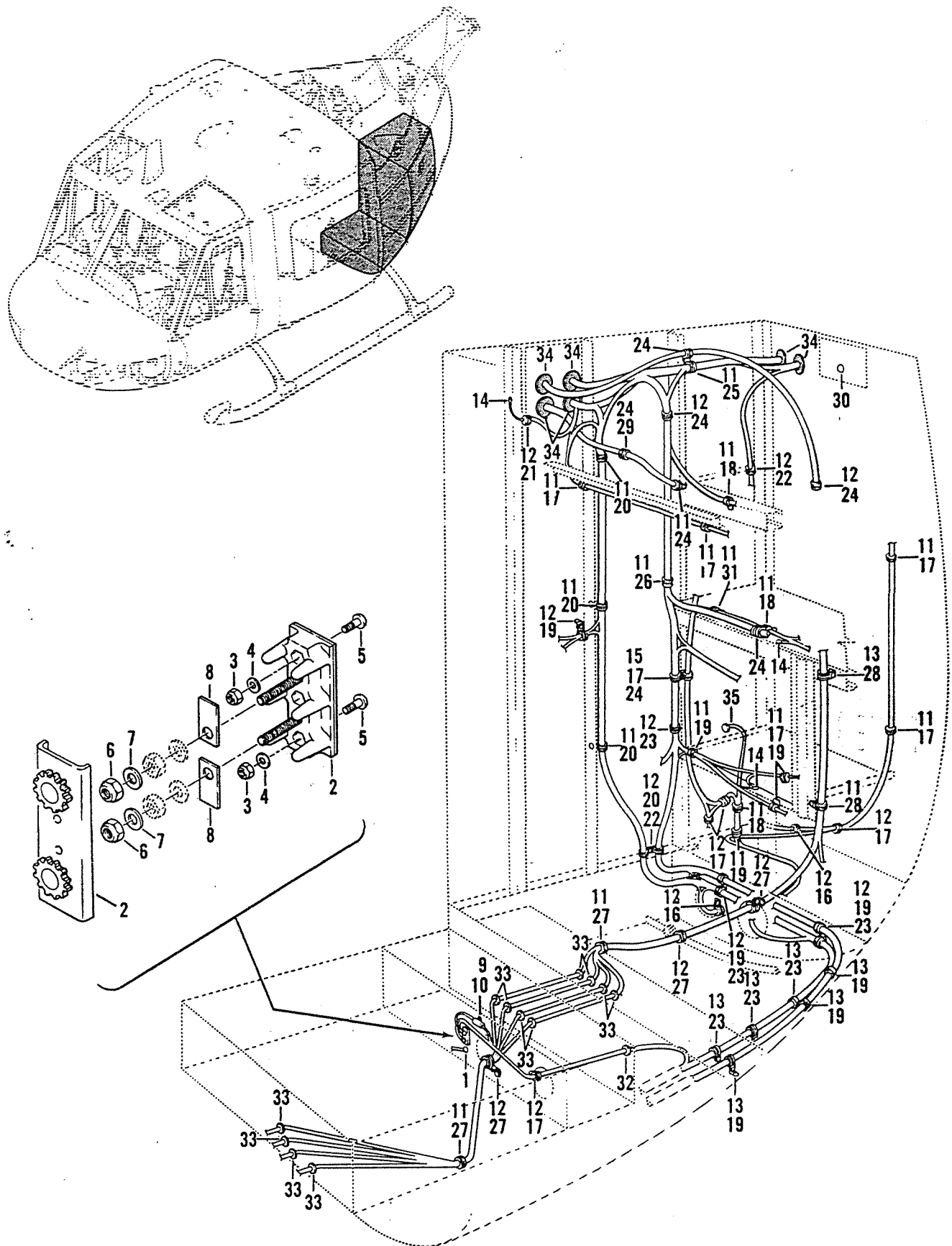


Figure 177. Electrical Installation, Forward Section, Lower Aft Left-Hand

(1) FIGURE & INDEX NUMBER	(2) PART NUMBER	(3) DESCRIPTION	(4) UNIT PER ASSY	(5) USABLE ON CODE
177 -	204-075-065-1	ELECTRICAL INSTL, LWR AFT, LH SECTION (SEE.. FIG. 152, 153, 154, 164, 166, 167, 168, 171, 174, 175, 178, 180 AND 181 FOR BALANCE OF BREAKDOWN) (SEE FIG. 152 FOR NHA)	REF	A
	204-075-065-3	ELECTRICAL INSTL, LWR AFT, LH SECTION (SEE.. FIG. 152, 153, 154, 164, 166, 167, 168, 171, 174, 175, 178, 180 AND 181 FOR BALANCE OF BREAKDOWN) (SEE FIG. 152 FOR NHA)	REF	B
	204-075-065-5	ELECTRICAL INSTL, LWR AFT, LH SECTION (SEE.. FIG. 152, 153, 154, 164, 166, 167, 168, 171, 174, 175, 178, 180 AND 181 FOR BALANCE OF BREAKDOWN) (SEE FIG. 152 FOR NHA)	REF	C
	204-075-065-7	ELECTRICAL INSTL, LWR AFT, LH SECTION (SEE.. FIG. 152, 153, 154, 164, 166, 167, 168, 171, 174, 175, 178, 180 AND 181 FOR BALANCE OF BREAKDOWN) (SEE FIG. 152 FOR NHA)	REF	D
	204-075-065-9	ELECTRICAL INSTL, LWR AFT, LH SECTION (SEE.. FIG. 152, 153, 154, 164, 166, 167, 168, 171, 174, 175, 178, 180 AND 181 FOR BALANCE OF BREAKDOWN) (SEE FIG. 152 FOR NHA)	REF	E
	204-075-087-1	ELECTRICAL INSTL, LWR AFT, LH SECTION (SEE.. FIG. 152, 153, 155, 164, 166, 167, 169, 171, 174, 175, 178, 180 AND 182 FOR BALANCE OF BREAKDOWN) (SEE FIG. 152 FOR NHA)	REF	F
- 1	NAS679A3	.NUT.....	1	
	AN341-10	.NUT.....	1	
	AN960D10L	.WASHER.....	3	
	MS35207-264	.SCREW.....	1	
- 2	130-001-1-28	.TERM BOARD IDENT.....	1	
	130-001-2-2	.TAPE IDENT.....	1	
	MS27212-1-2	.TERM BOARD IDENT.....	1	
	MS18029-1L2	.COVER.....	1	
- 3	MS21042L04	.NUT (AP).....	2	
- 4	AN960PD4L	.WASHER (AP).....	2	
- 5	MS35206-215	.SCREW (AP).....	2	
- 6	MS21042L06	.NUT.....	2	
- 7	AN961-6	.WASHER.....	2	
- 8	MS25227-1	.STRIP.....	2	
- 9	NAS679A3	.NUT (USBL ON 204-075-065-3, -5, -7 AND -9).	1	
	AN960D10L	.WASHER (USBL ON 204-075-065-3, -5, -7 AND -9)	1	
	AN936B10	.WASHER (USBL ON 204-075-065-3, -5, -7 AND -9)	1	
	MS35207-261	.SCREW (USBL ON 204-075-065-3, -5, -7 AND -9)	1	
	204-175-413-5	.CABLE ASSY, ENG PANEL DISC (SEE FIG. 174... AND 181 FOR BALANCE OF BREAKDOWN)	REF	G
	204-175-439-3	.CABLE ASSY, ENG PANEL DISC (SEE FIG. 174... AND 181 FOR BALANCE OF BREAKDOWN)	REF	H
- 10	JN14-1600B	.FILTER, NETWORK (80183) (SEE FIG. 172 FOR ALT)	1	J
- 11	NAS679A3	.NUT.....	22	
	AN960PD10L	.WASHER.....	22	
	MS35207-263	.SCREW.....	22	
- 12	AN743-12	.BRACKET.....	21	
	NAS679A3	.NUT.....	42	
	AN960PD10L	.WASHER.....	42	
	MS35207-263	.SCREW.....	42	
- 13	AN743-13	.BRACKET.....	7	
	NAS679A3	.NUT.....	7	
	AN960PD10L	.WASHER.....	7	
	MS35207-263	.SCREW.....	7	
- 14	NAS679A3	.NUT.....	3	
	AN960D10L	.WASHER.....	6	
	MS35207-263	.SCREW.....	3	
- 15	NAS679A3	.NUT.....	1	
	MS35207-263	.SCREW.....	1	
- 16	MS21919DG2	.CLAMP.....	2	
- 17	MS21919DG3	.CLAMP.....	11	

(1) FIGURE & INDEX NUMBER	(2) PART NUMBER	(3) DESCRIPTION	(4) UNIT PER ASSY	(5) USABLE ON CODE
177 - 18	MS21919WDG5	.CLAMP.....	3	
- 19	MS21919WDG6	.CLAMP.....	9	
- 20	MS21919WDG7	.CLAMP.....	4	
- 21	MS21919DG4	.CLAMP.....	1	
- 22	MS21919WDG10	.CLAMP.....	2	
- 23	MS21919WDG11	.CLAMP.....	6	
- 24	MS21919WDG12	.CLAMP.....	7	
- 25	MS21919WDG13	.CLAMP.....	1	
- 26	MS21919WDG14	.CLAMP.....	1	
- 27	MS21919WDG16	.CLAMP.....	5	
- 28	MS21919WDG20	.CLAMP.....	2	
- 29	NAS679A3	.NUT.....	1	
	AN960PD10L	.WASHER.....	1	
	MS35207-269	.SCREW.....	1	
	NAS43DD3-64	.SPACER.....	1	
- 30	MS21042L4	.NUT.....	1	
	AN960D416L	.WASHER.....	2	
	AN4-6A	.BOLT.....	1	
- 31	NAS679A3	.NUT.....	1	
	AN960PD10L	.WASHER.....	1	
	MS35207-267	.SCREW.....	1	
	MS21919WDG5	.CLAMP.....	1	
- 32	MS35489-2	.GROMMET.....	1	
- 33	MS35489-13	.GROMMET.....	12	
- 34	MS35489-20	.GROMMET.....	6	
- 35	204-175-417-3	.CABLE ASSY.....	1	
		CODE SERIAL NUMBERS		
		A 63-13143 THRU 63-13165		
		B 64-15476 THRU 64-15490		
		C 64-15491 THRU 65-7924		
		D 65-7925 THRU 65-7942		
		E 65-7943 THRU 66-1224		
		F 66-1225 AND SUBSEQUENT		
		G 64-15476 THRU 65-7924		
		H 65-7925 AND SUBSEQUENT		
		J 64-15476 AND SUBSEQUENT		

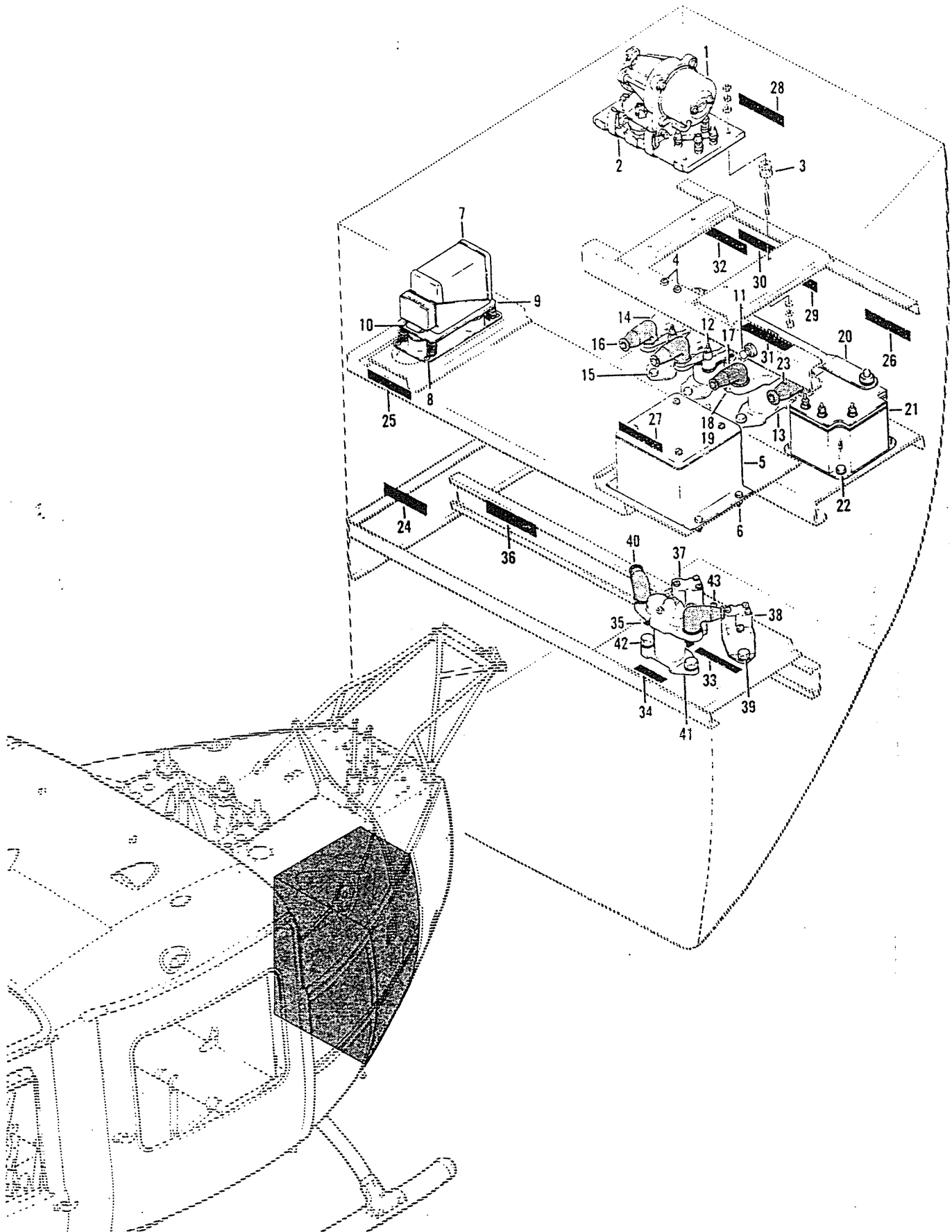


Figure 178. Equipment Installation, Electrical Upper Left-Hand Section

(1) FIGURE & INDEX NUMBER	(2) PART NUMBER	(3) DESCRIPTION	(4) UNIT PER ASSY	(5) USABLE ON CODE
178 -	204-075-053-1	ELECTRICAL INSTL, FWD SECTION (SEE FIG. 152, 153, 154, 164, 165, 167, 168, 170, 173, 175, 176 AND 181 FOR BALANCE OF BREAKDOWN) (SEE FIG. 152 FOR NHA)	REF	A
	204-075-065-1	ELECTRICAL INSTL, FWD SECTION (SEE FIG. 152, 153, 154, 164, 166, 167, 168, 171, 174, 175, 177, 180 AND 181 FOR BALANCE OF BREAKDOWN) (SEE FIG. 152 FOR NHA)	REF	B
	204-075-065-3	ELECTRICAL INSTL, FWD SECTION (SEE FIG. 152, 153, 154, 164, 166, 167, 168, 171, 174, 175, 177, 180 AND 181 FOR BALANCE OF BREAKDOWN) (SEE FIG. 152 FOR NHA)	REF	C
	204-075-065-5	ELECTRICAL INSTL, FWD SECTION (SEE FIG. 152, 153, 154, 164, 166, 167, 168, 171, 174, 175, 177, 180 AND 181 FOR BALANCE OF BREAKDOWN) (SEE FIG. 152 FOR NHA)	REF	D
	204-075-065-7	ELECTRICAL INSTL, FWD SECTION (SEE FIG. 152, 153, 154, 164, 166, 167, 168, 171, 174, 175, 177, 180 AND 181 FOR BALANCE OF BREAKDOWN) (SEE FIG. 152 FOR NHA)	REF	E
	204-075-065-9	ELECTRICAL INSTL, FWD SECTION (SEE FIG. 152, 153, 154, 164, 166, 167, 168, 171, 174, 175, 177, 180 AND 181 FOR BALANCE OF BREAKDOWN) (SEE FIG. 152 FOR NHA)	REF	F
	204-075-087-1	ELECTRICAL INSTL, FWD SECTION (SEE FIG. 152, 153, 155, 164, 166, 167, 169, 171, 174, 175, 177, 180 AND 182 FOR BALANCE OF BREAKDOWN) (SEE FIG. 152 FOR NHA)	REF	G
	204-075-512-1	..EQUIPMENT INSTL, ELECTRICAL LH SIDE UPPER.. (SEE FIG. 179 FOR BALANCE OF BREAKDOWN)	1	A
	204-075-517-1	..EQUIPMENT INSTL, ELECTRICAL LH SIDE UPPER.. (SEE FIG. 179 FOR BALANCE OF BREAKDOWN)	1	B
	204-075-517-5	..EQUIPMENT INSTL, ELECTRICAL LH SIDE UPPER.. (SEE FIG. 179 FOR BALANCE OF BREAKDOWN)	1	H
	204-075-517-7	..EQUIPMENT INSTL, ELECTRICAL LH SIDE UPPER.. (SEE FIG. 179 FOR BALANCE OF BREAKDOWN)	1	F
	204-075-560-1	..EQUIPMENT INSTL, ELECTRICAL LH SIDE UPPER.. (SEE FIG. 179 FOR BALANCE OF BREAKDOWN)	1	G
- 1	CR2795B105A1	..REGULATOR, VOLTAGE (99407) (USE UNTIL..... EXHAUSTED)	1	J
	1589-1F	..REGULATOR, VOLTAGE (83298).....	1	J
	MS18071-12	..REGULATOR, VOLTAGE, SOLID STATE.....	1	
- 2	204-075-861-1	..BASE, VOLTAGE REGULATOR (USE AF49C7573..... UNTIL EXHAUSTED)	1	
	B323	...MOUNT, VIBRATION (61463).....	4	
- 3	50679	...MOUNT, RESILIENT (61463).....	4	
- 4	NAS679A3	..NUT.....	2	
	AN960D10L	..WASHER.....	4	
	MS35207-263	..SCREW.....	2	
- 5	3295	..FLASHER (96328).....	1	
- 6	MS21042L4	..NUT (AP).....	4	
	AN960D416L	..WASHER (AP).....	4	
	AN4-4A	..BOLT (AP).....	4	
- 7	227-28-5A	..RELAY ASSY (80099).....	1	
- 8	MS21042L06	..NUT (AP).....	4	
	AN960D6L	..WASHER (AP).....	4	
	MS35206-230	..SCREW (AP).....	4	
- 9	41531	..MOUNT ASSY (80099).....	1	
- 10	41250-1000	..RESISTOR ASSY (80099).....	1	
	RS2A00B1000OF	..RESISTOR ASSY (91637) (ALT).....	1	
- 11	MP1501	..CIRCUIT BREAKER (76374).....	1	
	MS22073-1	..CIRCUIT BREAKER (ALT).....	1	
- 12	MS24171-D1	..RELAY.....	2	
- 13	MS24171D1	..RELAY (USBL ON 204-075-560-1).....	1	
- 14	205-075-137-7	..RELAY, STARTER.....	1	
- 15	MS21042L4	..NUT (AP).....	8	
	AN960PD416L	..WASHER (AP).....	8	
	AN4-4A	..BOLT (AP).....	8	
- 16	MS25171-3S	..NIPPLE.....	4	

(1) FIGURE & INDEX NUMBER	(2) PART NUMBER	(3) DESCRIPTION	(4) UNIT PER ASSY	(5) USABLE ON CODE
178 - 17	MS25171-3S	..NIPPLE (USBL ON 204-075-560-1).....	2	
- 18	IN253	..DIODE.....	1	
- 19	NAS679A3	..NUT (AP).....	1	
	AN960D10L	..WASHER (AP).....	1	
- 20	204-075-146-001	..BUS BAR.....	1	
- 21	MS27433-300	..RELAY, REVERSE CURRENT.....	1	
	A-700AAP	..RELAY, REVERSE CURRENT (ALTERNATE..... FOR MS27433-300)	1	
- 22	NAS679A3	..NUT (AP).....	4	
	AN960D10L	..WASHER (AP).....	4	
	AN3-4A	..BOLT (AP).....	4	
- 23	MS25171-3S	..NIPPLE.....	1	
- 24	204-075-197-31	..DECAL.....	1	
- 25	204-075-197-37	..DECAL.....	1	
- 26	204-075-197-49	..DECAL.....	1	
- 27	204-075-197-91	..DECAL.....	1	
- 28	204-075-197-95	..DECAL.....	1	
- 29	204-075-197-99	..DECAL.....	1	
- 30	204-075-197-101	..DECAL.....	1	
- 31	204-075-197-105	..DECAL.....	1	
- 32	204-075-197-185	..DECAL.....	1	
- 33	204-075-197-201	..DECAL.....	1	G
- 34	204-075-197-55	..DECAL.....	1	G
- 35	204-075-197-197	..DECAL.....	1	G
- 36	204-075-197-199	..DECAL.....	1	G
- 37	07235-1-70	..OVERLOAD CONTROL (82647).....	1	G
- 38	07235-1-125	..OVERLOAD CONTROL (82647).....	1	G
- 39	AN3-4A	..BOLT (USBL ON 204-075-560-1) (AP).....	4	
	AN960PD10L	..WASHER (USBL ON 204-075-560-1) (AP).....	4	
- 40	MS25171-3S	..NIPPLE (USBL ON 204-075-560-1).....	2	
- 41	MS24171D1	..RELAY (USBL ON 204-075-560-1).....	1	
- 42	AN4-4A	..BOLT (USBL ON 204-075-560-1) (AP).....	2	
	AN960PD416L	..WASHER (USBL ON 204-075-560-1) (AP).....	2	
- 43	MS35207-263	..SCREW (USBL ON 204-075-560-1).....	1	
	AN960D10L	..WASHER (USBL ON 204-075-560-1).....	2	
	NAS679A3	..NUT (USBL ON 204-075-560-1).....	1	
	204-075-391-1	..ELECTRICAL INSTL, (SEE FIG. 179 FOR DETAIL. BREAKDOWN)	1	K
		CODING EXPLANATION		
		CODE SERIAL NUMBERS		
		A 63-13141 THRU 63-13142		
		B 63-13143 THRU 63-13165		
		C 64-15476 THRU 64-15490		
		D 64-15491 THRU 65-7924		
		E 65-7925 THRU 65-7942		
		F 65-7943 THRU 66-1224		
		G 66-1225 AND SUBSEQUENT		
		H 64-15476 THRU 65-7942		
		J 63-13141 AND SUBSEQUENT		
		K 63-13143 AND SUBSEQUENT		

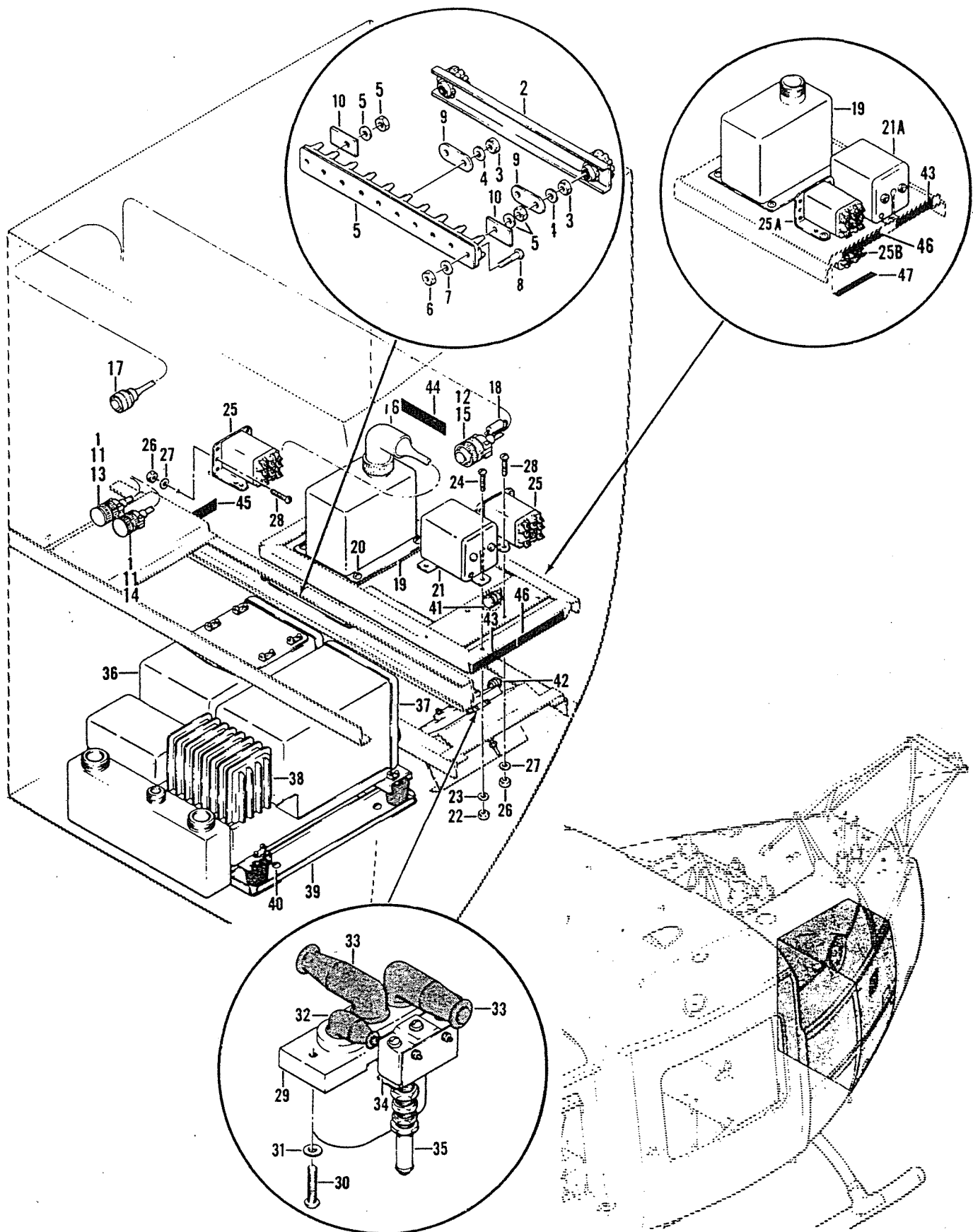


Figure 179. Equipment Installation, Electrical

(1) FIGURE & INDEX NUMBER	(2) PART NUMBER	(3) DESCRIPTION	(4) UNIT PER ASSY	(5) USABLE ON CODE
179 -	204-075-512-1	EQUIPMENT INSTL, ELECTRICAL LH SIDE LWR (SEE FIG. 178 FOR BALANCE OF BREAKDOWN) (SEE FIG. 178 FOR NHA)	REF	A
	204-075-517-1	EQUIPMENT INSTL, ELECTRICAL LH SIDE LWR (SEE FIG. 178 FOR BALANCE OF BREAKDOWN) (SEE FIG. 178 FOR NHA)	REF	B
	204-075-517-5	EQUIPMENT INSTL, ELECTRICAL LH SIDE LWR (SEE FIG. 178 FOR BALANCE OF BREAKDOWN) (SEE FIG. 178 FOR NHA)	REF	C
	204-075-517-7	EQUIPMENT INSTL, ELECTRICAL LH SIDE LWR (SEE FIG. 178 FOR BALANCE OF BREAKDOWN) (SEE FIG. 178 FOR NHA)	REF	D
	204-075-560-1	EQUIPMENT INSTL, ELECTRICAL LH SIDE LWR (SEE FIG. 178 FOR BALANCE OF BREAKDOWN) (SEE FIG. 178 FOR NHA)	REF	E
- 1	MS25042-14	.COVER, PLUG.....	2	
- 2	MS18029-15-9	.COVER ASSY (MF MS18029-11S-20 COVER AND.... MS18029-21 NUT)	1	
- 3	MS21042L06	.NUT.....	9	
- 4	AN961-6	.WASHER.....	9	
- 5	MS27212-1-9	.BOARD ASSY, TERMINAL.....	1	
- 6	MS21042L04	.NUT (AP).....	2	
- 7	AN960PD4L	.WASHER (AP).....	2	
- 8	MS35206-215	.SCREW (AP).....	2	
- 9	MS25226-2-2	.BUS.....	2	
- 10	MS25227-1	.STRIP.....	2	
	204-175-403-11	.CABLE ASSY.....	1	A
	204-175-403-15	.CABLE ASSY.....	1	B
	204-175-403-19	.CABLE ASSY.....	1	F
- 11	MS3057-6A	.ADAPTER.....	2	
- 12	MS3057-8A	.ADAPTER.....	1	
	MS25036-1	.TERMINAL.....	3	
	MS25036-2	.TERMINAL (USBL ON 204-175-403-11).....	19	
	MS25036-2	.TERMINAL (USBL ON 204-175-403-15 AND -19).....	25	
	MS25036-3	.TERMINAL (USBL ON 204-175-403-11).....	13	
	MS25036-3	.TERMINAL (USBL ON 204-175-403-15 AND -19).....	14	
	MS25036-5	.TERMINAL (USBL ON 204-175-403-11).....	1	
	MS25036-5	.TERMINAL (USBL ON 204-175-403-15 AND -19).....	2	
	MS25036-7	.TERMINAL.....	1	
	MS25036-8	.TERMINAL.....	2	
	MS25036-23	.TERMINAL.....	1	
	MS25036-25	.TERMINAL.....	3	
	MS25036-26	.TERMINAL.....	1	
	MS25036-27	.TERMINAL.....	3	
	MS25036-49	.TERMINAL.....	1	
- 13	MS3106A14S2S	.PLUG.....	1	
- 14	MS3106A14S2SX	.PLUG.....	1	
- 15	MS3106A16S8S	.PLUG.....	1	
- 16	MS3108R24-7S	.PLUG.....	1	
- 17	MS3116E8-4S	.PLUG.....	1	
- 18	150D106X0035R2	.CAPACITOR (80183).....	1	F
	RNF100	.TUBE, INSUL (06090).....	AR	F
	320440	.TERMINAL (02660).....	1	
- 19	TYPE M-2	.RELAY (MIL-R-9221).....	1	
- 20	NAS679A3	.NUT (AP).....	4	
	AN960D10L	.WASHER (AP).....	4	
	MS35207-263	.SCREW (AP).....	4	
- 21	TYPE RYU1A	.RELAY OVERVOLTAGE (MIL-R-26126).....	2	A
- 21A	TYPE RYU1A	.RELAY, OVERVOLTAGE (MIL-R-26126).....	1	G
- 22	NAS679A3	.NUT (AP).....	3	
- 23	AN960PD10L	.WASHER (AP).....	3	
- 24	MS35207-263	.SCREW (AP).....	3	
- 25	MS24149D1	.RELAY, BUS CONTROL (USBL ON 204-075-512-1).....	2	A
- 25A	MS24149D1	.RELAY, BUS CONTROL (USBL ON 204-075-517-1, -5, -7 AND 204-075-560-1).....	2	G
- 25B	MS24149D1	.RELAY, EXTERNAL POWER STARTER CONT (USBL ON 204-075-571-1, -5, -7 AND 204-075-560-1).....	1	G
- 26	MS21042L08	.NUT (AP).....	2	
- 27	AN960PD8L	.WASHER (AP).....	2	

(1) FIGURE & INDEX NUMBER	(2) PART NUMBER	(3) DESCRIPTION	(4) UNIT PER ASSY	(5) USABLE ON CODE
179 - 28 - 29 - 30 - 31 - 32 - 33 - 34 - 35 - 36 - 37 - 38 - 39 - 40 - 41 - 42 - 43 - 44 - 45 - 46 - 47	MS35206-245 AN2552-3A MS35207-267 AN960PD10L MS25171-1S MS25171-3S MS25026-1 AN3167-1 CV265/ARN30A R1021/ARN300 PP2792/ARN300 MT1174/ARN30A MS35207-263 AN960PD10L MS21047L4 AN960D416L AN4-6A NAS679A3 AN960D10L MS35207-263 204-075-197-53 204-075-197-93 204-075-197-113 204-075-197-153 204-075-197-165 204-075-391-1	.SCREW (AP)..... .RECEPTACLE, EXTERNAL PWR..... .SCREW (AP)..... .WASHER (AP)..... .NIPPLE..... .NIPPLE..... .SWITCH..... .ACTUATOR..... .CONVERTER (GFE) (AERNO 81-2500)..... .RECEIVER (AERNO 81-8104)..... .DYNVERTER (GFE) (AERNO 81-2941)..... .MOUNT (GFE) (AERNO 81-4405)..... .SCREW (AP)..... .WASHER (AP)..... .NUT..... .WASHER..... .BOLT..... .NUT..... .WASHER..... .SCREW..... .DECAL..... .DECAL..... .DECAL..... .DECAL..... .DECAL..... ELECTRICAL INSTL (SEE FIG. 178 FOR NHA).....	2 1 2 2 1 2 1 1 1 1 1 1 4 4 1 2 1 3 6 3 1 1 1 1 1 REF	G G
		CODING EXPLANATION CODE SERIAL NUMBERS A 63-13141 THRU 63-13142 B 63-13143 THRU 63-13165 C 64-15476 THRU 65-7942 D 65-7943 THRU 66-1224 E 66-1225 AND SUBSEQUENT F 64-15476 AND SUBSEQUENT G 63-13143 AND SUBSEQUENT		

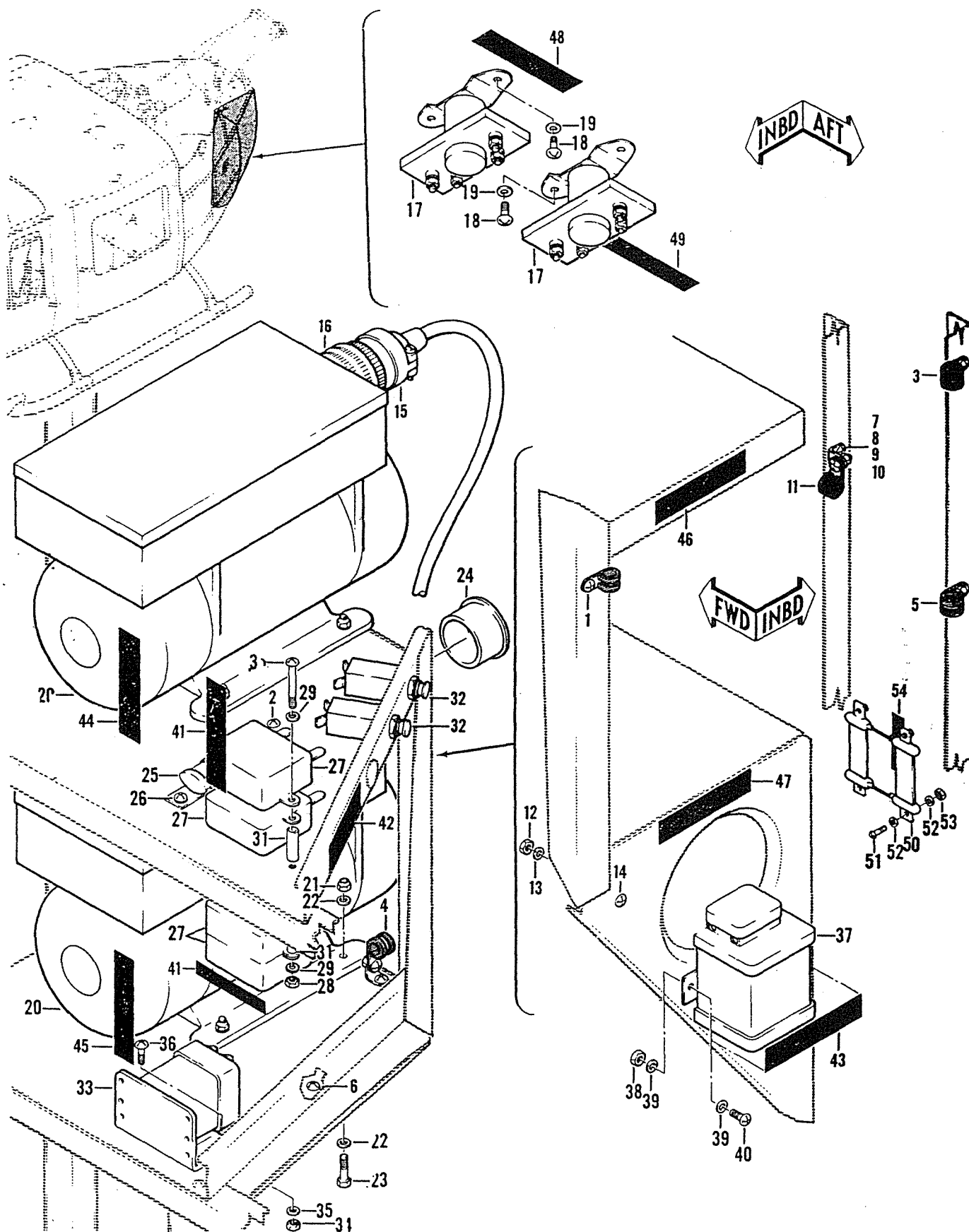


Figure 180. Inverter Installation

(1) FIGURE & INDEX NUMBER	(2) PART NUMBER	(3) DESCRIPTION	(4) UNIT PER ASSY	(5) USABLE ON CODE
180 -	204-075-065-1	ELECTRICAL INSTL, FWD SECTION (SEE FIG. 152. FOR NHA) (SEE FIG. 152, 153, 154, 164, 166, 167, 168, 171, 174, 175, 177, 178 AND 181 FOR BALANCE OF BREAKDOWN)	REF	A
	204-075-065-3	ELECTRICAL INSTL, FWD SECTION (SEE FIG. 152. FOR NHA) (SEE FIG. 152, 153, 154, 164, 166, 167, 168, 171, 174, 175, 177, 178 AND 181 FOR BALANCE OF BREAKDOWN)	REF	B
	204-075-065-5	ELECTRICAL INSTL, FWD SECTION (SEE FIG. 152. FOR NHA) (SEE FIG. 152, 153, 154, 164, 166, 167, 168, 171, 174, 175, 177, 178 AND 181 FOR BALANCE OF BREAKDOWN)	REF	C
	204-075-065-7	ELECTRICAL INSTL, FWD SECTION (SEE FIG. 152. FOR NHA) (SEE FIG. 152, 153, 154, 164, 166, 167, 168, 171, 174, 175, 177, 178 AND 181 FOR BALANCE OF BREAKDOWN)	REF	D
	204-075-065-9	ELECTRICAL INSTL, FWD SECTION (SEE FIG. 152. FOR NHA) (SEE FIG. 152, 153, 154, 164, 166, 167, 168, 171, 174, 175, 177, 178 AND 181 FOR BALANCE OF BREAKDOWN)	REF	E
	204-075-087-1	ELECTRICAL INSTL, FWD SECTION (SEE FIG. 152. FOR NHA) (SEE FIG. 152, 153, 155, 164, 166, 167, 169, 171, 174, 175, 177, 178 AND 182 FOR BALANCE OF BREAKDOWN)	REF	F
	204-075-120-1	..INVERTER INSTL.....	1	G
	204-075-525-1	..INVERTER INSTL.....	1	F
- 1	NAS679A3	..NUT.....	1	
	AN960PD10L	..WASHER.....	1	
	MS35207-263	..SCREW.....	1	
	MS21919DG4	..CLAMP.....	1	
- 2	NAS679A3	..NUT.....	1	
	AN960D10L	..WASHER.....	1	
	MS35207-263	..SCREW.....	1	
- 3	NAS679A3	..NUT.....	1	
	AN960PD10L	..WASHER.....	1	
	MS35207-263	..SCREW.....	1	
	MS21919WDG5	..CLAMP.....	1	
- 4	AN743-12	..BRACKET.....	1	
	NAS679A3	..NUT.....	2	
	AN960PD10L	..WASHER.....	2	
	MS35207-263	..SCREW.....	2	
	MS21919DG4	..CLAMP.....	1	
- 5	NAS679A3	..NUT.....	1	
	AN960PD10L	..WASHER.....	1	
	MS35207-263	..SCREW.....	1	
	MS21919WDG5	..CLAMP.....	1	
- 6	NAS679A3	..NUT.....	1	
	AN960D10L	..WASHER.....	1	
	MS35207-263	..SCREW.....	1	
- 7	NAS679A3	..NUT.....	2	
- 8	AN960PD10L	..WASHER.....	2	
- 9	MS35207-263	..SCREW.....	2	
- 10	AN743-12	..BRACKET.....	1	
- 11	MS21919DG4	..CLAMP.....	1	
- 12	NAS679A3	..NUT.....	1	
- 13	AN960D10L	..WASHER.....	1	
- 14	MS35207-263	..SCREW.....	1	
	204-075-900-3	..WIRING ASSY.....	1	G
	204-175-447-5	..WIRING ASSY.....	1	F
- 15	MS3057-16A	..CLAMP (USBL ON 204-075-900-3).....	2	
- 16	MS3106R24-20S	..CONNECTOR.....	2	
	MS25036-2	..TERMINAL.....	12	
	MS25036-3	..TERMINAL (USBL ON 204-075-900-3).....	8	
	MS25036-3	..TERMINAL (USBL ON 204-175-447-5).....	7	
	MS25036-8	..TERMINAL.....	2	
	MS25036-12	..TERMINAL.....	4	
	MS25036-49	..TERMINAL.....	5	
	85T4-6-2	..INSUL TUBE (USBL ON 204-075-900-3).....	10	
	85T4-6-2	..INSUL TUBE (USBL ON 204-175-447-5).....	4	

Section II
Group Assembly Parts List

T.O. 1H-1(U)F-4

(1) FIGURE & INDEX NUMBER	(2) PART NUMBER	(3) DESCRIPTION	(4) UNIT PER ASSY	(5) USABLE ON CODE
180 -	85T4-7-2	...INSUL TUBE (USBL ON 204-075-900-3).....	14	
- 17	85T4-5-2	...INSUL TUBING (USBL ON 204-175-447-5).....	8	
- 18	MS24166D1	..RELAY.....	2	
- 19	MS35207-264	..SCREW (AP).....	4	
- 20	AN960PD10L	..WASHER (AP).....	4	
- 21	MS21983-1	..INVERTER (GFE).....	2	
- 22	NAS679A3	..NUT (AP).....	8	
- 23	AN960PD10L	..WASHER (AP).....	16	
- 24	AN3-3A	..BOLT (AP).....	8	
- 25	025-0498-000	..COVER, DUST (71468).....	2	
- 26	RW20G911	..RESISTOR.....	1	G
- 27	NAS679A3	..NUT (USBL ON 204-075-120-1) (AP).....	2	
- 28	AN960PD10L	..WASHER (USBL ON 204-075-120-1) (AP).....	4	
- 29	MS35207-265	..SCREW (USBL ON 204-075-120-1) (AP).....	2	
- 30	CP5381FE105K	..CAPACITOR (USBL ON 204-075-525-1).....	2	
- 31	NAS679A3	..NUT (AP).....	2	
- 32	AN960PD10L	..WASHER (AP).....	4	
- 33	MS35207-269	..SCREW (USBL ON 204-075-120-1) (AP).....	2	
- 34	MS35107-273	..SCREW (USBL ON 204-075-525-1) (AP).....	2	
- 35	NAS43003-64	..SPACER (AP).....	2	
- 36	NAS43003-64	..SPACER (USBL ON 204-075-525-1) (AP).....	2	
- 37	MS22073-2	..CIRCUIT BREAKER.....	2	
- 38	MS24149D1	..RELAY.....	1	
- 39	MS21042L08	..NUT (AP).....	2	
- 40	AN960PD8L	..WASHER (AP).....	4	
- 41	MS35206-244	..SCREW (AP).....	2	
- 42	9T39Y5	..TRANSFORMER (99407).....	1	
- 43	NAS679A3	..NUT (AP).....	2	
- 44	AN960PD10L	..WASHER (AP).....	4	
- 45	MS35207-262	..SCREW (AP).....	2	
- 46	204-075-162-25	..DECAL.....	1	G
- 47	204-075-162-115	..DECAL.....	1	F
- 48	204-075-162-29	..DECAL.....	1	G
- 49	204-075-197-125	..DECAL.....	1	F
- 50	204-075-162-37	..DECAL.....	1	G
- 51	204-075-197-155	..DECAL.....	1	F
- 52	204-075-162-77	..DECAL.....	1	H
- 53	204-075-162-91	..DECAL.....	1	H
- 54	204-075-197-61	..DECAL.....	1	F
- 55	204-075-162-93	..DECAL.....	1	H
- 56	204-075-197-129	..DECAL.....	1	F
- 57	204-075-162-95	..DECAL.....	1	H
- 58	204-075-197-131	..DECAL.....	1	F
- 59	204-075-162-117	..DECAL.....	1	H
- 60	204-075-197-133	..DECAL.....	1	F
- 61	204-075-162-119	..DECAL.....	1	H
- 62	204-075-197-135	..DECAL.....	1	F
- 63	RW22V511	..RESISTOR (USBL ON 204-075-525-11).....	2	
- 64	MS35207-265	..SCREW (USBL ON 204-075-525-1) (AP).....	4	
- 65	AN960PD10L	..WASHER (USBL ON 204-075-525-1) (AP).....	8	
- 66	NAS679A3	..NUT (USBL ON 204-075-525-1) (AP).....	4	
- 67	204-075-197-203	..DECAL.....	1	F
CODING EXPLANATION				
CODE SERIAL NUMBERS				
A 63-13143 THRU 63-13165				
B 64-15476 THRU 64-15490				
C 64-15491 THRU 65-7924				
D 65-7925 THRU 65-7942				
E 65-7943 THRU 66-1224				
F 66-1225 AND SUBSEQUENT				

(1) FIGURE & INDEX NUMBER	(2) PART NUMBER	(3) DESCRIPTION	(4) UNIT PER ASSY	(5) USABLE ON CODE
180 -		G 63-13143 THRU 66-1224 H 63-13143 THRU 66-1225		

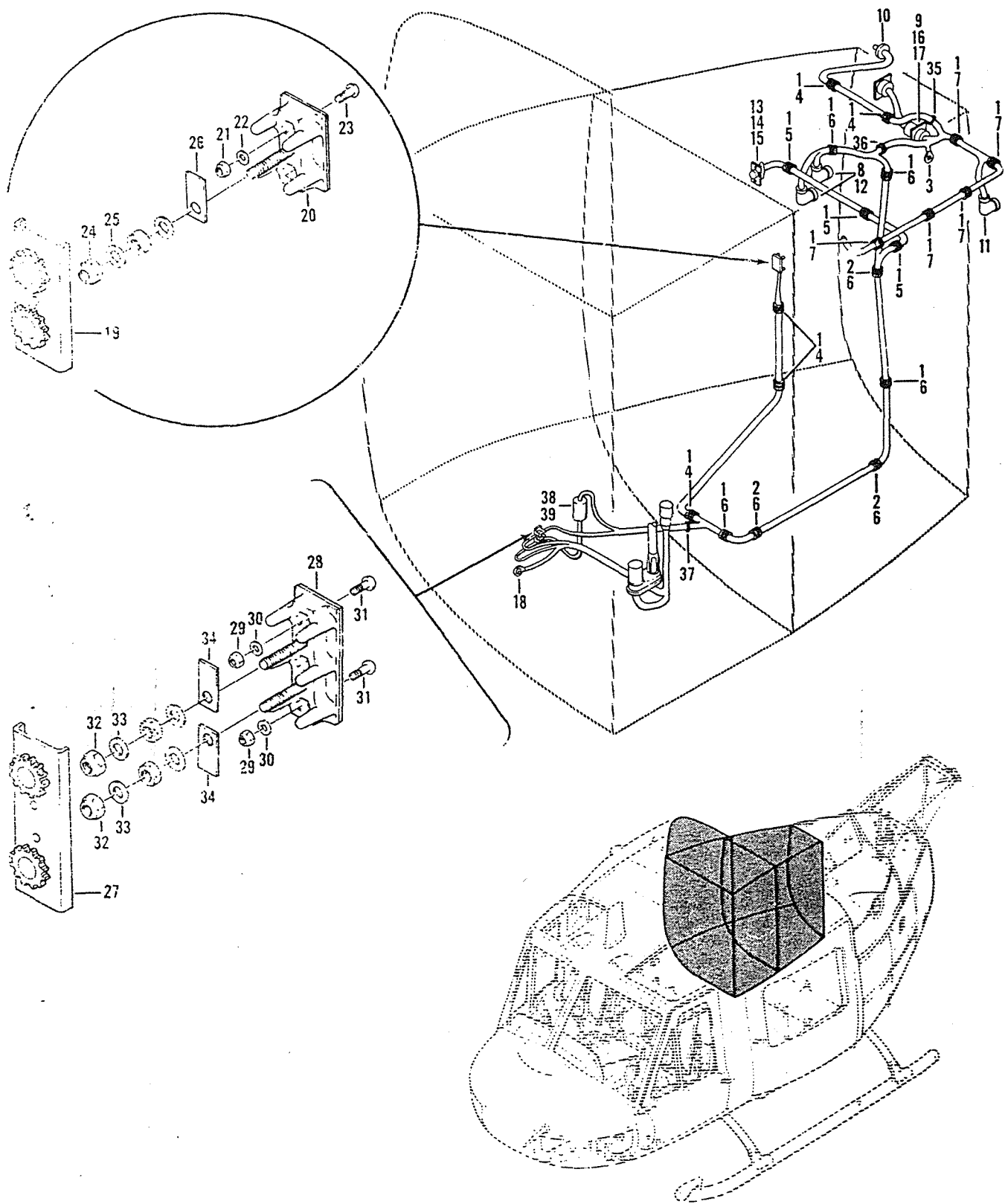


Figure 181. Electrical Installation, Forward Section, Lower Aft Right-Hand

(1) FIGURE & INDEX NUMBER	(2) PART NUMBER	(3) DESCRIPTION	(4) UNIT PER ASSY	(5) USABLE ON CODE
181 -	204-075-053-1	ELECTRICAL INSTL, LWR AFT, RH SECTION (SEE.. FIG.152,153,154,164,165,167,168,170 173, 175,176,178 AND 181 FOR BALANCE OF BREAKDOWN) (SEE FIG. 152 FOR NHA)	REF	A
	204-075-065-1	ELECTRICAL INSTL, LWR AFT, RH SECTION (SEE.. FIG.152,153,154,164,166,167,168,171 174, 175,177,178,180 AND 181 FOR BALANCE OF BREAKDOWN) (SEE FIG. 152 FOR NHA)	REF	B
	204-075-065-3	ELECTRICAL INSTL, LWR AFT, RH SECTION (SEE.. FIG.152,153,154,164,166,167,168,171 174, 175,177,178 180 AND 181 FOR BALANCE OF BREAKDOWN) (SEE FIG. 152 FOR NHA)	REF	C
	204-075-065-5	ELECTRICAL INSTL, LWR AFT, RH SECTION (SEE.. FIG.152,153,154,164,166,167,168,171 174, 175,177,178,180 AND 181 FOR BALANCE OF BREAKDOWN) (SEE FIG. 152 FOR NHA)	REF	D
	204-075-065-7	ELECTRICAL INSTL, LWR AFT, RH SECTION (SEE.. FIG.152,153,154,164,166,167,168,171 174, 175,177,178,180 AND 181 FOR BALANCE OF BREAKDOWN) (SEE FIG. 152 FOR NHA)	REF	E
	204-075-065-9	ELECTRICAL INSTL, LWR AFT, RH SECTION (SEE.. FIG.152,153,154,164,166,167,168,171 174, 175,177,178,180 AND 181 FOR BALANCE OF BREAKDOWN) (SEE FIG. 152 FOR NHA)	REF	F
- 1	NAS679A3	.NUT.....	17	
	AN960PD10L	.WASHER.....	17	
	MS35207-263	.SCREW.....	17	
- 2	AN743-12	.BRACKET.....	3	
	NAS679A3	.NUT.....	6	
	AN960PD10L	.WASHER.....	6	
	MS35207-263	.SCREW.....	6	
- 3	NAS679A3	.NUT.....	1	
	AN960D10L	.WASHER.....	2	
	MS35207-263	.SCREW.....	1	
- 4	MS21919DG3	.CLAMP.....	5	
- 5	MS21919DG4	.CLAMP.....	3	
- 6	MS21919WDG5	.CLAMP.....	7	
- 7	MS21919WDG8	.CLAMP.....	5	
	204-075-904-9	.CABLE ASSY, AIR PRESSURE SWITCH.....	1	G
- 8	MS3057-10A	.ADAPTER.....	2	
	MS3108B18-10S	.PLUG.....	2	
	204-075-447-3	.CABLE ASSY, HEATER CONTROL.....	1	
- 9	MS3100R24-7S	.CONNECTOR.....	1	
	MS3108R20-27S	.CONNECTOR.....	1	
	MS25036-2	.TERMINAL.....	1	
	MS25036-3	.TERMINAL.....	8	
	MS25036-11	.TERMINAL.....	1	
	MS25036-12	.TERMINAL.....	2	
- 10	MS25089-4C	.SWITCH.....	1	
- 11	025-0467-000	.CAP, DUST (71468).....	1	
- 12	025-0484-000	.CAP, DUST (71468).....	2	
- 13	MS24166D1	.RELAY.....	1	
- 14	MS21042L08	.NUT (AP).....	2	
	AN960PD8L	.WASHER (AP).....	2	
	MS35206-245	.SCREW (AP).....	2	
- 15	204-075-197-73	.DECAL.....	1	H
- 16	MS21042L04	.NUT.....	4	
	AN960PD4L	.WASHER.....	8	
	MS35206-215	.SCREW.....	3	
	AN500A4-7	.SCREW.....	1	
- 17	025-0510-000	.CAP, DUST (71468).....	1	
- 18	NAS679A3	.NUT.....	1	
	AN341-10	.NUT.....	1	
	AN960D10L	.WASHER.....	3	
	MS35207-264	.SCREW.....	1	
- 19	MS18029-1S1	.COVER.....	1	
- 20	130-001-1-31	.TAPE, IDENT.....	1	
	130-001-2-1	.TAPE, IDENT.....	1	
	MS27212-1-1	.BOARD ASSY, TERMINAL.....	1	

(1) FIGURE & INDEX NUMBER	(2) PART NUMBER	(3) DESCRIPTION	(4) UNIT PER ASSY	(5) USABLE ON CODE
181 - 21	MS21042L04	.NUT (AP).....	2	
- 22	AN960PD4L	.WASHER (AP).....	2	
- 23	MS35206-215	.SCREW (AP).....	2	
- 24	MS21042L06	.NUT.....	1	
- 25	AN961-6	.WASHER.....	1	
- 26	MS25227-1	.STRIP, INSUL.....	2	
- 27	MS18029-1L2	.COVER.....	1	
- 28	130-001-1-36	.TAPE IDENT.....	1	
	130-001-2-2	.TAPE, IDENT.....	1	
	MS27212-1-2	.BOARD ASSY, TERMINAL.....	1	
- 29	MS21042L04	.NUT (AP).....	2	
- 30	AN960PD4L	.WASHER (AP).....	2	
- 31	MS35206-215	.SCREW (AP).....	2	
- 32	MS21042L06	.NUT.....	2	
- 33	AN961-6	.WASHER.....	2	
- 34	MS25227-1	.STRIP, INSUL.....	2	
- 35	MS35489-4	.GROMMET.....	1	
- 36	MS35489-13	.GROMMET.....	1	
- 37	MS35489-134	.GROMMET.....	1	
- 38	NAS679A3	.NUT (USBL ON 204-075-065-3).....	1	
	AN960D10L	.WASHER (USBL ON 204-075-065-3).....	1	
	AN936B10	.WASHER (USBL ON 204-075-065-3).....	1	
	MS35207-261	.SCREW (USBL ON 204-075-065-3).....	1	
	204-175-413-5	.CABLE ASSY, ENG PANEL DISC (SEE FIGS. 174, 177 FOR BALANCE OF BREAKDOWN)	REF	J
	204-175-439-3	.CABLE ASSY, ENG PANEL DISC (SEE FIGS. 174, 177 FOR BALANCE OF BREAKDOWN)	REF	K
- 39	JN14-1600B	.FILTER, NETWORK (80183) (SEE FIG 174 FOR.. ALT)	1	L
CODING EXPLANATION				
CODE SERIAL NUMBERS				
A 63-13141 THRU 63-13142				
B 63-13143 THRU 63-13165				
C 64-15476 THRU 64-15490				
D 64-15491 THRU 65-7924				
E 65-7925 THRU 65-7942				
F 65-7943 THRU 66-1224				
G 63-13141 THRU 66-1225				
H 63-13141 THRU 66-1224				
J 64-15476 THRU 65-7924				
K 65-7925 THRU 66-1224				
L 64-15476 AND SUBSEQUENT				

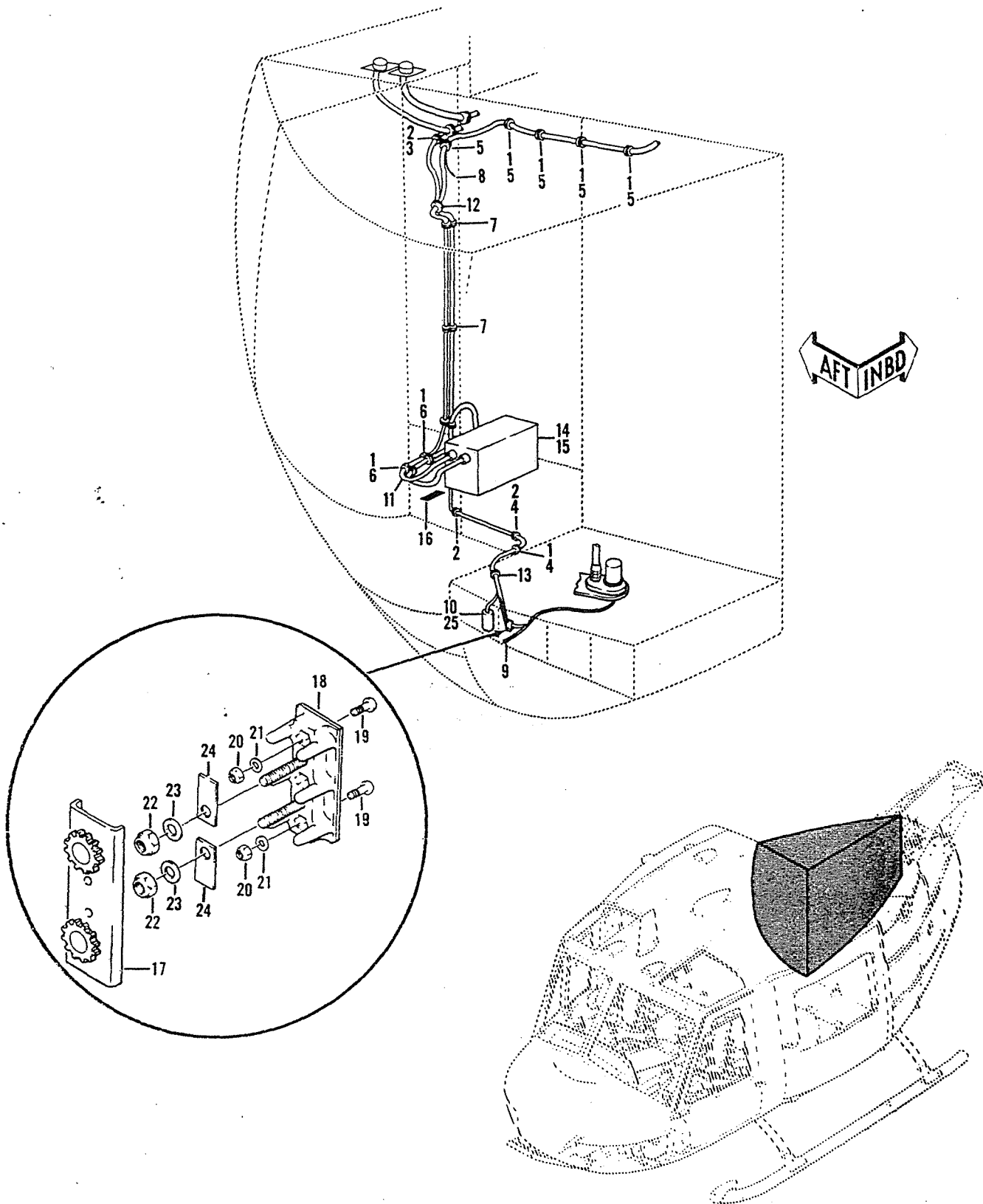


Figure 182. Electrical Installation, Forward Section, Lower Aft Right-Hand

(1) FIGURE & INDEX NUMBER	(2) PART NUMBER	(3) DESCRIPTION	(4) UNIT PER ASSY	(5) USABLE ON CODE
182 -	204-075-087-1	ELECTRICAL INSTL, FWD SECTION, LWR AFT RH... (SEE FIG. 152,153,155,164,166,167,169, 171, 174,175,177,178 AND 180 BALANCE OF BREAKDOWN) (SEE FIG. 152 FOR NHA)	REF	A
- 1	NAS679A3	.NUT.....	8	
	AN960PD10L	.WASHER.....	8	
	MS35207-263	.SCREW.....	8	
- 2	AN743-12	.BRACKET.....	4	
	NAS679A3	.NUT.....	8	
	AN960PD10L	.WASHER.....	8	
	MS35207-263	.SCREW.....	8	
- 3	MS21919DG2	.CLAMP.....	1	
- 4	MS21919WDG5	.CLAMP.....	2	
- 5	MS21919WDG8	.CLAMP.....	5	
- 6	MS21919WDG9	.CLAMP.....	1	
- 7	MS21919WDG13	.CLAMP.....	3	
- 8	NAS679A3	.NUT.....	1	
	AN960PD10L	.WASHER.....	2	
	MS35207-263	.SCREW.....	1	
- 9	NAS679A3	.NUT.....	1	
	AN341-10	.NUT.....	1	
	AN960D10L	.WASHER.....	3	
	MS35207-264	.SCREW.....	1	
- 10	NAS679A3	.NUT.....	1	
	AN960D10L	.WASHER.....	1	
	AN936B10	.WASHER.....	1	
	MS35207-261	.SCREW.....	1	
- 11	204-175-447-3	.CABLE ASSY, INVERTER PWR, HEATER COMPT.....	1	
	MS3106R22-6S	.CONNECTOR.....	1	
	AN3420-12	.ADAPTER.....	1	
	MS3057-12A	.CLAMP.....	1	
	MS25036-2	.TERMINAL.....	2	
	MS25036-3	.TERMINAL.....	2	
	MS25036-20	.TERMINAL.....	3	
	MS25036-22	.TERMINAL.....	1	
	MS25036-49	.TERMINAL.....	2	
- 12	MS35489-13	.GROMMET.....	1	
- 13	MS35489-134	.GROMMET.....	1	
- 14	MS17406-2	.INVERTER (GFE).....	1	A
- 15	NAS679A3	.NUT (AP).....	4	
	AN960PD10L	.WASHER (AP).....	8	
	AN3-5A	.BOLT (AP).....	4	
- 16	204-075-197-205	.DECAL.....	1	A
- 17	MS18029-1L2	.COVER, TERMINAL BLOCK.....	1	
	130-001-2-2	.TAPE, IDENT.....	1	
	130-001-1-36	.TAPE, IDENT.....	1	
- 18	MS27212-1-2	.BOARD ASSY, TERMINAL.....	1	
- 19	MS35206-215	.SCREW (AP).....	2	
- 20	MS21042L04	.NUT (AP).....	2	
- 21	AN960PD4L	.WASHER (AP).....	2	
- 22	MS21042L06	.NUT.....	2	
- 23	AN961-6	.WASHER.....	2	
- 24	MS25227-1A	.STRIP, INSUL.....	2	
	204-175-439-3	.CABLE ASSY.....	REF	A
- 25	JN14-1600B	.FILTER, NETWORK (80183).....	1	
		CODING EXPLANATION		
		CODE SERIAL NUMBERS		
		A 66-1225 AND SUBSEQUENT		

Section II
Group Assembly Parts List

T.O. 1H-1(U)F-4

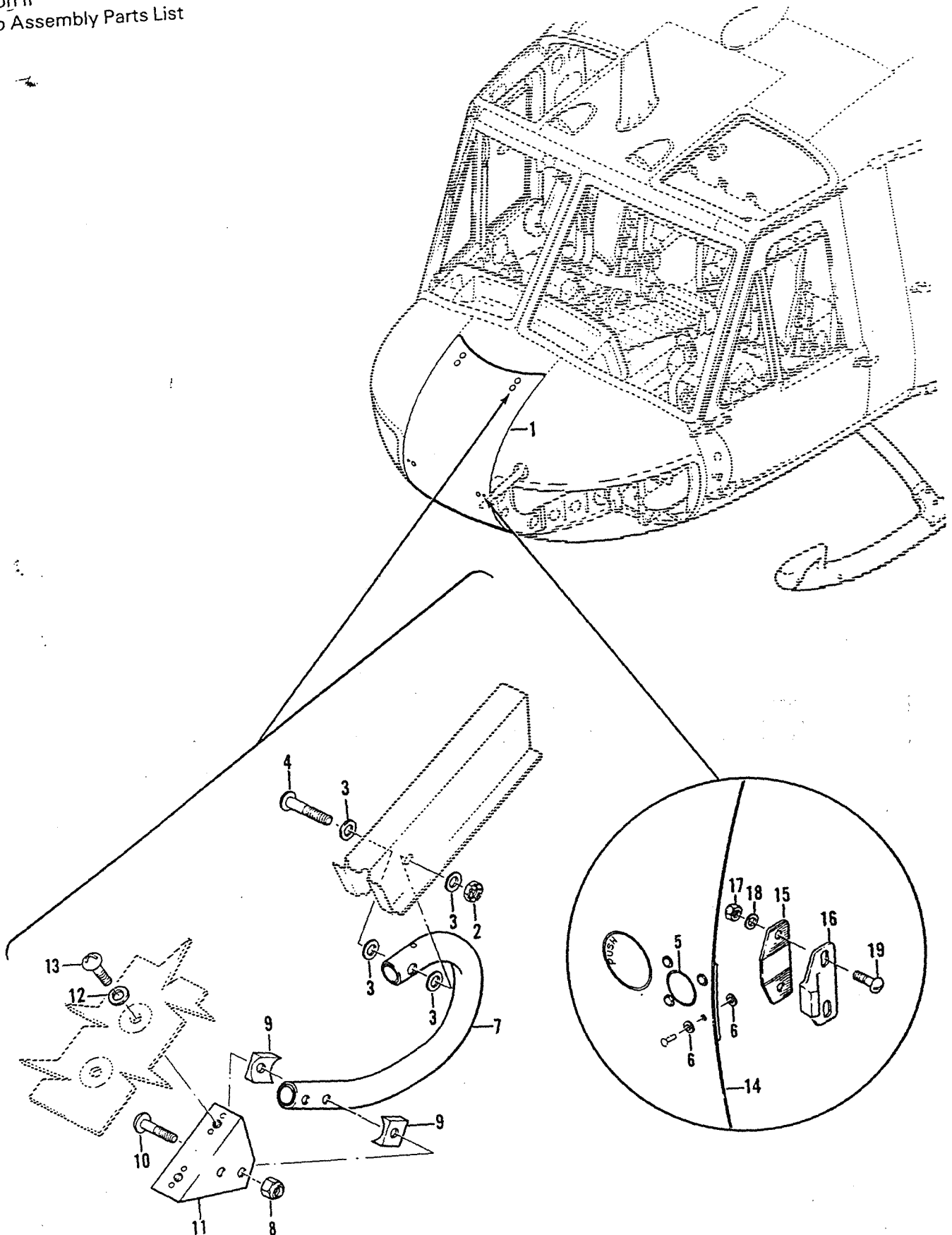
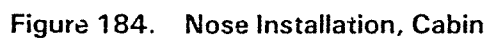


Figure 183. Door Installation, Nose

(1) FIGURE & INDEX NUMBER	(2) PART NUMBER	(3) DESCRIPTION	(4) UNIT PER ASSY	(5) USABLE ON CODE
183 -	204-200-021-1	SECTION ASSY, HELICOPTER FWD (SEE FIG. 58, 60, 62, 64, 66, 67, 75, 78, 79, 80, 81, 83, 88, 97, 105, 106, 109, 117, 127, 128, 135 AND 152 FOR BALANCE OF BREAKDOWN)	REF	A
	204-200-021-5	SECTION ASSY, HELICOPTER FWD (SEE FIG. 58, 60, 62, 64, 66, 67, 75, 78, 79, 80, 81, 83, 88, 97, 105, 106, 109, 117, 127, 128, 135 AND 152 FOR BALANCE OF BREAKDOWN)	REF	B
	204-200-021-7	SECTION ASSY, HELICOPTER FWD (SEE FIG. 58, 60, 62, 64, 66, 67, 75, 78, 79, 80, 81, 83, 88, 97, 105, 106, 109, 117, 127, 128, 135 AND 152 FOR BALANCE OF BREAKDOWN)	REF	C
	204-200-021-3	SECTION ASSY, HELICOPTER FWD (SEE FIG. 58, 60, 62, 64, 66, 67, 75, 78, 79, 80, 81, 83, 88, 97, 105, 106, 109, 117, 127, 128, 135 AND 152 FOR BALANCE OF BREAKDOWN)	REF	D
	204-200-021-11	SECTION ASSY, HELICOPTER FWD (SEE FIG. 58, 60, 62, 64, 66, 67, 75, 77, 78, 79, 80, 81, 83, 88, 97, 105, 106, 109, 117, 127, 128, 135 AND 152 FOR BALANCE OF BREAKDOWN)	REF	E
	204-200-021-13	SECTION ASSY, HELICOPTER FWD (SEE FIG. 58, 60, 62, 64, 66, 67, 75, 77, 78, 79, 80, 81, 83, 88, 97, 105, 106, 109, 117, 127, 128, 135 AND 152 FOR BALANCE OF BREAKDOWN)	REF	F
	204-200-021-15	SECTION ASSY, HELICOPTER FWD (SEE FIG. 58, 60, 62, 64, 66, 67, 75, 77, 78, 79, 80, 81, 83, 88, 97, 105, 106, 109, 117, 127, 128, 135 AND 152 FOR BALANCE OF BREAKDOWN)	REF	G
	204-200-021-17	SECTION ASSY, HELICOPTER FWD (SEE FIG. 58, 60, 62, 64, 66, 67, 75, 77, 78, 79, 80, 81, 83, 88, 97, 105, 106, 109, 117, 127, 128, 135 AND 152 FOR BALANCE OF BREAKDOWN)	REF	H
	204-200-021-19	SECTION ASSY, HELICOPTER FWD (SEE FIG. 58, 60, 62, 64, 65, 66, 67, 75, 77, 78, 79, 80, 81, 83, 88, 97, 105, 106, 109, 117, 127, 128, 129, 136, 152, 155 AND 214 FOR BALANCE OF BREAKDOWN)	REF	J
	204-031-003-17	.FUSELAGE ASSY FWD (SEE FIG. 184, 186, 187, 190, 192, 193, 195, 119 AND 213 FOR BALANCE OF BREAKDOWN)	1	A
	204-031-003-29	.FUSELAGE ASSY FWD (SEE FIG. 184, 186, 187, 190, 192, 193, 195, 199 AND 213 FOR BALANCE OF BREAKDOWN)	1	K
	204-031-003-25	.FUSELAGE ASSY FWD (SEE FIG. 184, 186, 187, 190, 192, 193, 195, 199 AND 213 FOR BALANCE OF BREAKDOWN)	1	D
	204-031-003-45	.FUSELAGE ASSY FWD (SEE FIG. 184, 186, 187, 190, 192, 193, 195, 199 AND 213 FOR BALANCE OF BREAKDOWN)	1	E
	204-031-003-43	.FUSELAGE ASSY FWD (SEE FIG. 184, 186, 187, 190, 192, 193, 195, 199 AND 213 FOR BALANCE OF BREAKDOWN)	1	L
	204-031-003-49	.FUSELAGE ASSY FWD (SEE FIG. 184, 186, 187, 191, 192, 193, 195, 199 AND 213 FOR BALANCE OF BREAKDOWN)	1	H
	204-031-003-51	.FUSELAGE ASSY FWD (SEE FIG. 184, 186, 187, 191, 192, 193, 195, 199 AND 213 FOR BALANCE OF BREAKDOWN)	1	
	204-030-646-53	..DOOR INSTL, NOSE.....	1	M
	204-030-646-73	..DOOR INSTL, NOSE.....	1	J
	- 1 204-030-646-55	...DOOR ASSY, NOSE.....	1	M
	- 2 204-030-646-75	...DOOR ASSY, NOSE.....	1	J
	- 3 AN320-3	...NUT (AP).....	2	
	- 4 AN960-10L	...WASHER (AP).....	12	
	- 5 AN23-18	...BOLT (AP).....	2	
	- 5 M2000-6-11LATCH (01487) (WHEN EXHAUSTED USE..... H605S063A163)	2	
	H605S063A163LATCH (83014) (USE M2000-6-11 UNTIL..... EXHAUSTED)	2	M
	H605S063C163LATCH (83014).....	2	J

(1) FIGURE & INDEX NUMBER	(2) PART NUMBER	(3) DESCRIPTION	(4) UNIT PER ASSY	(5) USABLE ON CODE
183 - 6 - 7 - 8 - 9 - 10 - 11 - 12 - 13 - 14 - 15 - 16 - 17 - 18 - 19	140-001-9 204-030-646-5 MS21042L08 204-030-526-1 AN525-832R20 204-030-646-33 204-030-646-34 AN960-10L MS35207-265 204-030-646-57 204-030-990-1 204-030-989-3 NAS679A3 AN960PD10L AN525-10R9WASHER.....HINGE ASSY.....NUT (AP).....WASHER (AP).....SCREW (AP).....BRACKET, LH.....BRACKET, RH.....WASHER (AP).....SCREW (AP).....SEAL (MF 110-023-6).....PLATE.....RETAINER.....NUT (AP).....WASHER (AP).....SCREW (AP).....	8 2 4 8 4 1 1 4 4 1 2 2 2 2 4	
		CODING EXPLANATION CODE SERIAL NUMBERS A 63-13141 THRU 63-13142 B 63-13143 THRU 63-13145 C 63-13146 THRU 63-13165 D 64-15476 THRU 65-7924 E 65-7925 THRU 65-7938 F 65-7939 THRU 65-7942 G 65-7943 THRU 66-1222 H 66-1223 THRU 66-1224 J 66-1225 AND SUBSEQUENT K 63-13143 THRU 63-13165 L 65-7939 THRU 66-1222 M 63-13141 THRU 66-1224		



(1) FIGURE & INDEX NUMBER	(2) PART NUMBER	(3) DESCRIPTION	(4) UNIT PER ASSY	(5) USABLE ON CODE
184 -	204-031-003-17	FUSELAGE ASSY, FWD (SEE FIG. 183 FOR NHA)... (SEE FIG. 186,187,190,192,193,195,199 AND 213 FOR BALANCE OF BREAKDOWN)	REF	A
	204-031-003-29	FUSELAGE ASSY, FWD (SEE FIG. 183 FOR NHA)... (SEE FIG. 186,187,190,192,193,195,199 AND 213 FOR BALANCE OF BREAKDOWN)	REF	B
	204-031-003-25	FUSELAGE ASSY, FWD (SEE FIG. 183 FOR NHA)... (SEE FIG. 186,187,190,192,193,195,199 AND 213 FOR BALANCE OF BREAKDOWN)	REF	C
	204-031-003-45	FUSELAGE ASSY, FWD (SEE FIG. 183 FOR NHA)... (SEE FIG. 186,187,190,192,193,195,199 AND 213 FOR BALANCE OF BREAKDOWN)	REF	D
	204-031-003-43	FUSELAGE ASSY, FWD (SEE FIG. 183 FOR NHA)... (SEE FIG. 186,187,190,192,193,195,199 AND 213 FOR BALANCE OF BREAKDOWN)	REF	E
	204-031-003-49	FUSELAGE ASSY, FWD (SEE FIG. 183 FOR NHA)... (SEE FIG. 186,187,191,192,193,195,199 AND 213 FOR BALANCE OF BREAKDOWN)	REF	F
	204-031-003-51	FUSELAGE ASSY, FWD (SEE FIG. 183 FOR NHA)... (SEE FIG. 186,187,191,192,193,195,199 AND 213 FOR BALANCE OF BREAKDOWN)	REF	G
	204-030-025-59	..NOSE INSTL.....	1	A
	204-030-025-83	..NOSE INSTL.....	1	B
	204-030-025-75	..NOSE INSTL.....	1	H
	204-030-025-105	..NOSE INSTL.....	1	J
	204-030-025-113	..NOSE INSTL.....	1	K
	204-030-025-127	..NOSE INSTL.....	1	G
	204-030-657-29	..WINDOW INSTL, LH.....	1	
	204-030-657-30	..WINDOW INSTL, RH.....	1	
- 1	204-030-657-19	..WINDOW ASSY, CABIN NOSE LH.....	1	
	204-030-657-20	..WINDOW ASSY, CABIN NOSE RH.....	1	
- 2	NAS1021D3	..NUT, LH.....	54	
	NAS1021D3	..NUT, RH.....	53	
- 3	AN960PD10L	..WASHER.....	55	
- 4	AN525D10R7	..SCREW, LH.....	65	
	AN525D10R7	..SCREW, RH.....	64	
- 5	NAS679A3	..NUT, LH.....	1	
	NAS679A3	..NUT, RH.....	2	
- 6	AN960-10	..WASHER, LH.....	1	
	AN960-10	..WASHER, RH.....	2	
- 7	AN42B4A	..BOLT, EYE, LH.....	1	
	AN42B4A	..BOLT, EYE, RH.....	2	
- 8	SS50890K2215	..PLUG (61864).....	1	
	204-030-725-1	..HANDLE INSTL.....	1	
	204-030-725-2	..HANDLE INSTL.....	1	
- 9	MS20392-2-7	..PIN (AP).....	1	
- 10	AN960PD10L	..WASHER (AP).....	3	
- 11	AN525-10R9	..SCREW (AP).....	2	
	NAS679A3	..NUT (AP).....	2	
	AN742D4	..CLAMP (AP).....	2	
- 12	MS35489-6	..GROMMET (AP).....	1	
	204-030-725-25	..HANDLE ASSY.....	1	
- 13	204-030-725-7	..TUBE ASSY.....	1	
- 14	204-030-725-29	..CABLE.....	1	
- 15	MS20664C2	..TERMINAL.....	2	
- 16	RA2500-2	..FORK END (01976).....	1	
- 17	204-030-725-27	..TUBE.....	1	
- 18	SS48172K2215	..PLUG BUTTON (90763).....	2	
	204-030-789-3	..MECHANISM INSTL, EJECTION LH.....	1	
	204-030-789-4	..MECHANISM INSTL, EJECTION RH.....	1	
- 19	AN363-428	..NUT.....	1	
- 20	AN960-416	..WASHER.....	1	
- 21	NAS1197-416	..WASHER.....	1	
- 22	NAS1197-416L	..WASHER.....	1	
- 23	AN4-12A	..BOLT.....	1	
- 24	NAS43-4-29	..SPACER.....	1	
- 25	MS24665-148	..PIN, COTTER.....	2	
- 26	MS20392-2C15	..PIN.....	2	
- 27	204-030-792-3	..PLATE ASSY, LH (WHEN EXHAUSTED USE.....	1	

(1) FIGURE & INDEX NUMBER	(2) PART NUMBER	(3) DESCRIPTION	(4) UNIT PER ASSY	(5) USABLE ON CODE
184 -	204-030-792-5	204-030-792-5) ...PLATE ASSY, LH (USE 204-030-792-3 UNTIL.. EXHAUSTED)	1	
	204-030-792-4	...PLATE ASSY, RH (WHEN EXHAUSTED USE..... 204-030-792-6)	1	
	204-030-792-6	...PLATE ASSY, RH (USE 204-030- 792-4 UNTIL.. EXHAUSTED)	1	
- 28	8586-16-10-16	...RUSHING.....	1	
- 29	204-030-790-1	...HINGE PIN ASSY (WHEN EXHAUSTED USE..... 204-030-790-11)	1	
- 29	204-030-790-11	...HINGE PIN ASSY (USE 204-030-790-1 UNTIL.. EXHAUSTED)	1	
- 30	204-030-790-3	...HINGE PIN ASSY (WHEN EXHAUSTED USE..... 204-030-790-13)	1	
- 30	204-030-790-13	...HINGE PIN ASSY (USE 204-030-790-3 UNTIL.. EXHAUSTED)	1	
- 31	204-030-791-1	...LINK.....	1	
- 32	204-030-793-3	...SUPPORT.....	1	
- 33	AN3-5A	...BOLT (AP).....	2	
- 34	AN960PD10	...WASHER (AP).....	2	
- 35	AN525-10R10	...SCREW.....	2	
- 36	AN960PD10	...WASHER.....	2	
- 37	NAS679A3	...NUT.....	2	
- 38	204-030-025-61	..NOSE ASSY (SEE FIG. 185 FOR DETAIL..... BREAKDOWN)	1	A
	204-030-025-85	..NOSE ASSY (SEE FIG. 185 FOR DETAIL..... BREAKDOWN)	1	B
	204-030-025-77	..NOSE ASSY (SEE FIG. 185 FOR DETAIL..... BREAKDOWN)	1	H
	204-030-025-107	..NOSE ASSY (SEE FIG. 185 FOR DETAIL..... BREAKDOWN)	1	J
	204-030-025-115	..NOSE ASSY (SEE FIG. 185 FOR DETAIL..... BREAKDOWN)	1	K
	204-030-025-129	..NOSE ASSY (SEE FIG. 185 FOR DETAIL..... BREAKDOWN)	1	G
	204-030-025-103A	NOSE ASSY.....	1	
	204-030-025-117A	NOSE ASSY.....	1	
	204-072-728-9	..MARKINGS INSTL.....	1	
- 39	204-070-806-3	...STENCIL, STATIC VENT.....	1	
	204-030-664-35	..SKIN AND SUPPORT INSTL.....	1	
- 40	204-070-127-1	...VENT, STATIC.....	1	
CODING EXPLANATION				
A 63-13141 THRU 63-13142				
B 63-13143 THRU 63-13165				
C 64-15476 THRU 65-7924				
D 65-7925 THRU 65-7938				
E 65-7939 THRU 66-1222				
F 66-1223 THRU 66-1224				
G 66-1225 AND SUBSEQUENT				
H 64-15476 THRU 64-15501				
J 65-7911 THRU 65-7924				
K 65-7925 THRU 66-1224				

Section II
Group Assembly Parts List

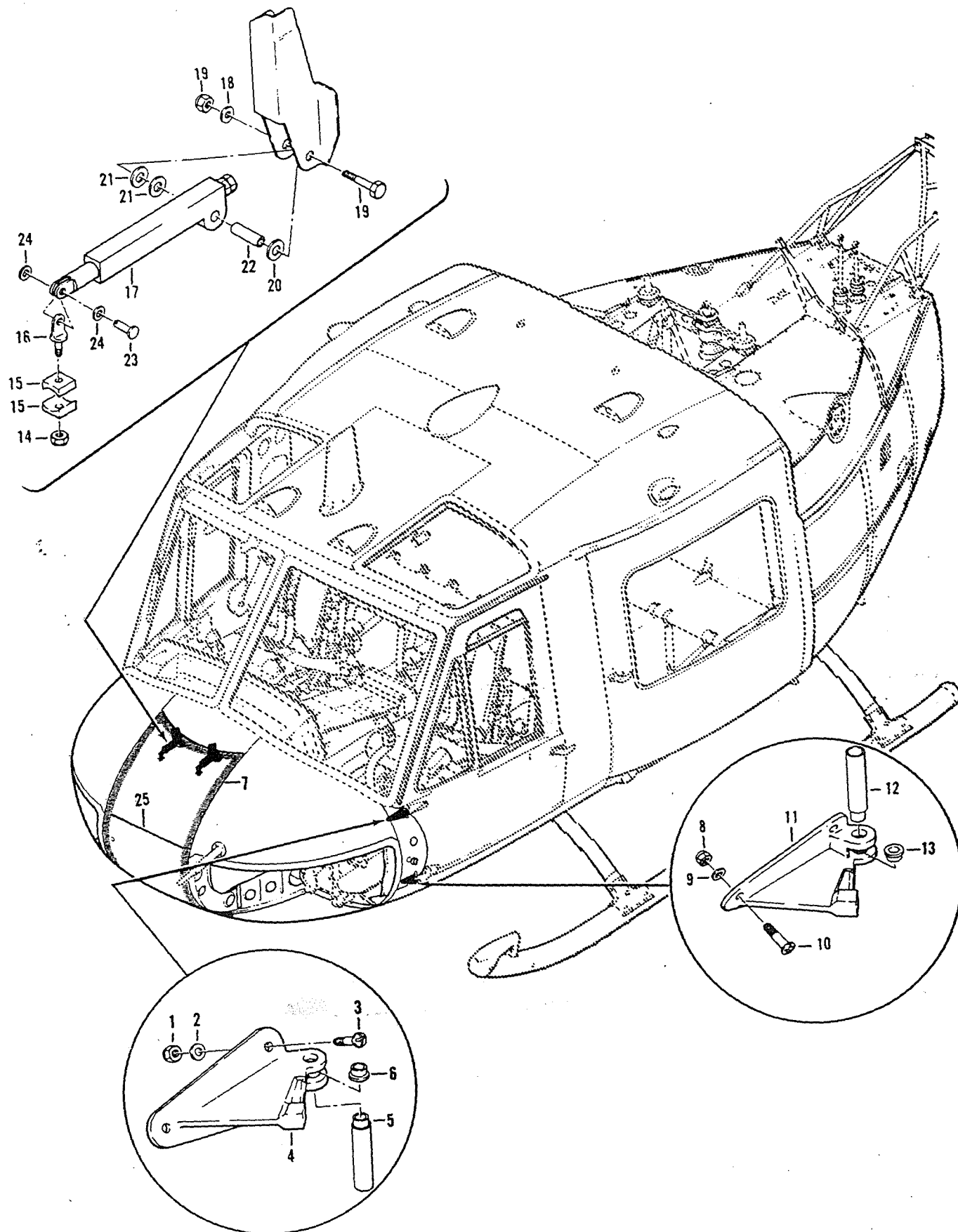


Figure 185. Nose Assembly, Cabin

(1) FIGURE & INDEX NUMBER	(2) PART NUMBER	(3) DESCRIPTION	(4) UNIT PER ASSY	(5) USABLE ON CODE
185 -	204-030-025-61	NOSE ASSY, CABIN (SEE FIG. 184 FOR NHA).....	REF	A
	204-030-025-85	NOSE ASSY, CABIN (SEE FIG. 184 FOR NHA).....	REF	B
	204-030-025-77	NOSE ASSY, CABIN (SEE FIG. 184 FOR NHA).....	REF	C
	204-030-025-107	NOSE ASSY, CABIN (SEE FIG. 184 FOR NHA).....	REF	D
	204-030-025-115	NOSE ASSY, CABIN (SEE FIG. 184 FOR NHA).....	REF	E
	204-030-025-129	NOSE ASSY, CABIN (SEE FIG. 184 FOR NHA).....	REF	F
	204-031-837-7	..HINGE ASSY, HALF LH.....	1	G
	204-031-837-11	..HINGE ASSY, HALF LH.....	1	H
	204-031-837-8	..HINGE ASSY, HALF RH.....	1	G
	204-031-837-12	..HINGE ASSY, HALF RH.....	1	H
- 1	NAS679A3	..NUT (AP).....	10	
- 2	AN960PD10	..WASHER (AP).....	10	
- 3	AN525-10R10	..SCREW (AP).....	10	
- 4	204-031-837-9	..HINGE, LH.....	1	
	204-031-837-10	..HINGE, RH.....	1	
- 5	75B5-5-5-5	..BUSHING (WHEN EXHAUSTED USE 21-005-5-5-5).....	1	G
	21-005-5-5-5	..BUSHING (USE 75B5-5-5-5 UNTIL EXHAUSTED).....	1	G
	204-030-052-3	..BUSHING.....	1	H
- 6	85B5-11-12-14	..BUSHING (WHEN EXHAUSTED USE.....	1	
	22-005-11-12-14	22-005-11-12-14)		
	22-005-11-12-14	..BUSHING (USE 85B5-11-12-14 UNTIL.....	1	
		EXHAUSTED)		
- 7	204-030-025-41	..SEAL (WHEN EXHAUSTED USE 204-030-025-131).....	1	
	204-030-025-131	..SEAL (USE 204-030-025-41 UNTIL EXHAUSTED).....	1	
	204-031-467-7	..HINGE ASSY, HALF LH.....	1	G
	204-031-467-11	..HINGE ASSY, HALF LH.....	1	H
	204-031-467-8	..HINGE ASSY, HALF RH.....	1	G
	204-031-467-12	..HINGE ASSY, HALF RH.....	1	H
- 8	NAS679A3	..NUT (AP).....	10	
- 9	AN960PD10	..WASHER (AP).....	10	
- 10	AN525-10R10	..SCREW (AP).....	10	
- 11	204-031-467-9	..HINGE, LH.....	1	
	204-031-467-10	..HINGE, RH.....	1	
- 12	75B5-5-5-5	..BUSHING (WHEN EXHAUSTED USE 21-005-5-5-5).....	1	G
	21-005-5-5-5	..BUSHING (USE 75B5-5-5-5 UNTIL EXHAUSTED).....	1	G
	204-030-052-3	..BUSHING.....	1	H
- 13	85B5-11-12-14	..BUSHING (WHEN EXHAUSTED USE.....	1	
	22-005-11-12-14	22-005-11-12-14)		
	22-005-11-12-14	..BUSHING (USE 85B5-11-12-14 UNTIL.....	1	
		EXHAUSTED)		
	204-030-647-11	..STAY INSTL, LH.....	1	
	204-030-647-12	..STAY INSTL, RH.....	1	
- 14	NAS679A3	..NUT.....	1	
- 15	204-030-526-1	..WASHER.....	2	
- 16	AN42811A	..BOLT.....	1	
- 17	204-030-647-9	..PLUNGER ASSY.....	1	
- 18	AN960-10	..WASHER (AP).....	1	
- 19	AN3-11A	..BOLT (AP).....	1	
	NAS679A3	..NUT (AP).....	1	
- 20	AN960-516L	..WASHER (AP).....	1	
- 21	AN960PD516	..WASHER (AP).....	2	
- 22	NAS43HT3-48	..SPACER (AP).....	1	
- 23	MS20392-2C11	..PIN (AP).....	1	
- 24	AN960-10L	..WASHER (AP).....	2	
- 25	204-031-005-5	..SHELF INSTL.....	REF	
	204-031-005-7	..SHELF, BATTERY.....	1	
		CODING EXPLANATION		
		CODE SERIAL NUMBERS		
		A 63-13141 THRU 63-13142		
		B 63-13143 THRU 63-13165		
		C 64-15476 THRU 65-7924		
		D 65-7925 THRU 65-7938		

(1) FIGURE & INDEX NUMBER	(2) PART NUMBER	(3) DESCRIPTION	(4) UNIT PER ASSY	(5) USABLE ON CODE
185 -		E 65-7939 THRU 66-1222 F 66-1223 THRU 66-1224 G 66-1225 AND SUBSEQUENT H 64-15476 AND SUBSEQUENT		

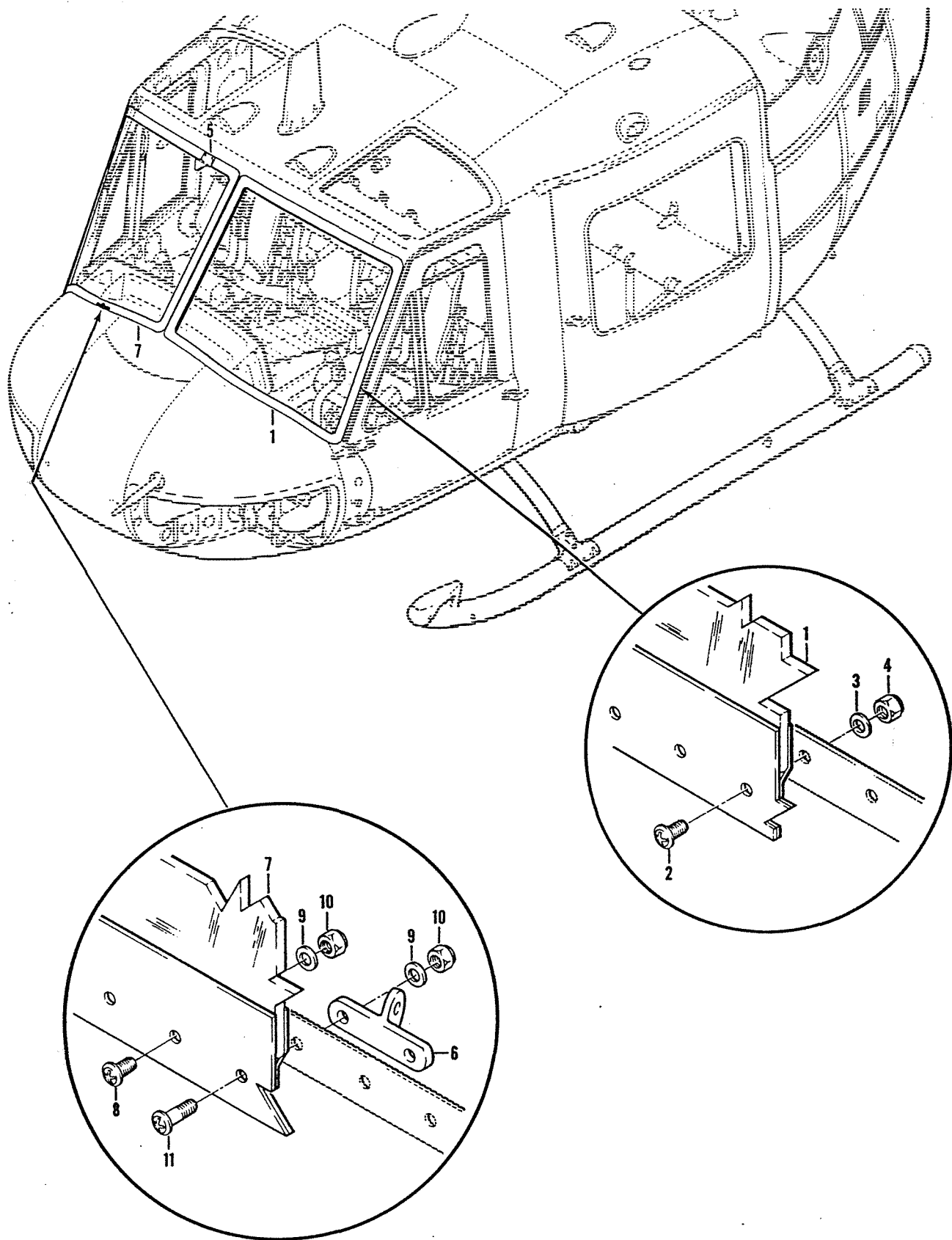


Figure 186. Windshield Installation, Cabin, Left-Hand and Right-Hand

(1) FIGURE & INDEX NUMBER	(2) PART NUMBER	(3) DESCRIPTION	(4) UNIT PER ASSY	(5) USABLE ON CODE
186 -	204-031-003-17	FUSELAGE ASSY, FWD (SEE FIG. 183 FOR NHA)... (SEE FIG. 183,184,187,190,192,193,195,199 AND 213 FOR BALANCE OF BREAKDOWN)	REF	A
	204-031-003-29	FUSELAGE ASSY, FWD (SEE FIG. 183 FOR NHA)... (SEE FIG. 183,184,187,190,192,193,195,199 AND 213 FOR BALANCE OF BREAKDOWN)	REF	B
	204-031-003-25	FUSELAGE ASSY, FWD (SEE FIG. 183 FOR NHA)... (SEE FIG. 183,184,187,190,192,193,195,199 AND 213 FOR BALANCE OF BREAKDOWN)	REF	C
	204-031-003-45	FUSELAGE ASSY, FWD (SEE FIG. 183 FOR NHA)... (SEE FIG. 183,184,187,190,192,193,195,199 AND 213 FOR BALANCE OF BREAKDOWN)	REF	D
	204-031-003-43	FUSELAGE ASSY, FWD (SEE FIG. 183 FOR NHA)... (SEE FIG. 183,184,187,190,192,193,195,199 AND 213 FOR BALANCE OF BREAKDOWN)	REF	E
	204-031-003-49	FUSELAGE ASSY, FWD (SEE FIG. 183 FOR NHA)... (SEE FIG. 183,184,187,191,192,193,195,199 AND 213 FOR BALANCE OF BREAKDOWN)	REF	F
	204-031-003-51	FUSELAGE ASSY, FWD (SEE FIG. 183 FOR NHA)... (SEE FIG. 183,184,187,191,192,193,195,199 AND 213 FOR BALANCE OF BREAKDOWN)	REF	G
	204-030-666-33	..WINDSHIELD INSTL, CABIN LH.....	1	A,H
	204-030-666-35	..WINDSHIELD INSTL, CABIN LH.....	1	B,G
- 1	204-030-666-31	..WINDSHIELD ASSY, LH (WHEN EXHAUSTED USE... 204-030-666-37)	1	
	204-030-666-37	..WINDSHIELD ASSY, LH (USE 204-030-666-31... UNTIL EXHAUSTED)	1	
	204-030-666-43	..WINDSHIELD ASSY, LH (USE 204-030-666-37... UNTIL EXHAUSTED)	1	
	NP104401-1	..WINDSHIELD ASSY,LH (53117) (USE..... 204-030-666-43 UNTIL EXHAUSTED)	1	
- 2	AN525D10R6	..SCREW (USBL ON 204-030-666-33 (AP)).....	78	
	AN525D10R6	..SCREW (USBL ON 204-030-666-35 (AP)).....	77	
- 3	AN960PD10L	..WASHER (USBL ON 204-030-666-33 (AP)).....	78	
	AN960PD10L	..WASHER (USBL ON 204-030-666-35 (AP)).....	77	
- 4	MS21083D3	..NUT.....	78	
	204-030-666-27	..WINDSHIELD INSTL, CABIN RH.....	1	
- 5	204-030-010-1	..STOP.....	1	
	NP104401-2	..WINDSHIELD ASSY,RH (53117) (USE..... 204-030-666-32 UNTIL EXHAUSTED)	1	
- 6	204-070-047-1	..FITTING.....	1	
- 7	204-030-666-32	..WINDSHIELD ASSY RH.....	1	
- 8	AN525D10R6	..SCREW (AP).....	74	
- 9	AN960PD10L	..WASHER (AP).....	76	
- 10	MS20364D1032	..NUT (WHEN EXHAUSTED USE MS21083D3) (AP)...	76	
	MS21083D3	..NUT (REPLACEMENT FOR MS20364D1032) (AP)...	76	
- 11	AN525D10R9	..SCREW (AP).....	2	
CODING EXPLANATION				
CODE SERIAL NUMBERS				
A 63-13141 THRU 63-13142				
B 63-13143 THRU 63-13165				
C 64-15476 THRU 64-15501				
D 65-7911 THRU 65-7924				
E 65-7925 THRU 66-1224				
F 66-1225 AND SUBSEQUENT				
G 63-13141 THRU 63-13165				
H 64-15476 AND SUBSEQUENT				

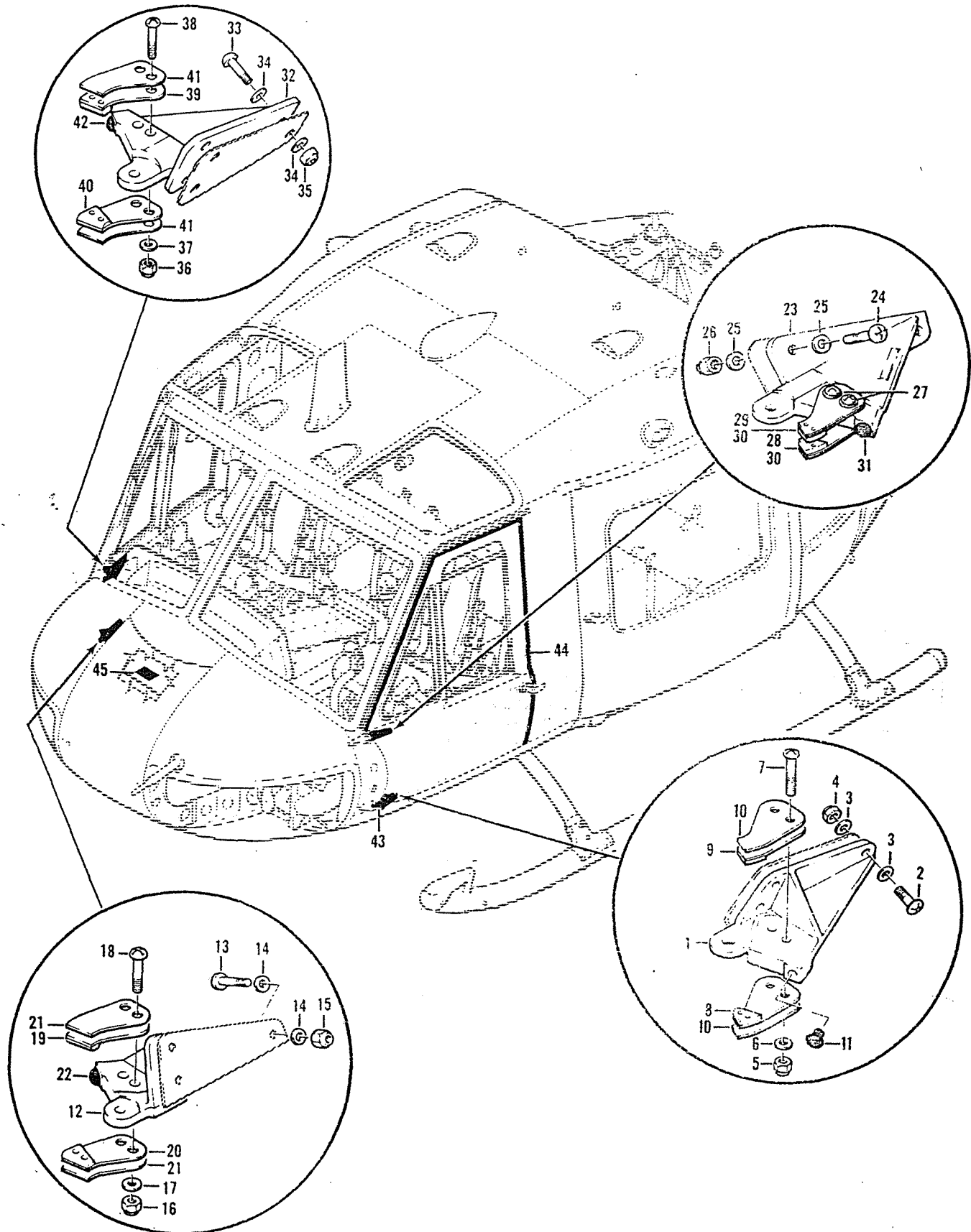


Figure 187. Door Assembly, Crew, Left-Hand and Right-Hand

(1) FIGURE & INDEX NUMBER	(2) PART NUMBER	(3) DESCRIPTION	(4) UNIT PER ASSY	(5) USABLE ON CODE
187 -	204-031-003-17	FUSELAGE ASSY, FWD (SEE FIG. 183 FOR NHA)... (SEE FIG. 183,184,186,190,192,193,195,199 AND 213 FOR BALANCE OF BREAKDOWN)	REF	A
	204-031-003-29	FUSELAGE ASSY, FWD (SEE FIG. 183 FOR NHA)... (SEE FIG. 183,184,186,190,192,193,195,199 AND 213 FOR BALANCE OF BREAKDOWN)	REF	B
	204-031-003-25	FUSELAGE ASSY, FWD (SEE FIG. 183 FOR NHA)... (SEE FIG. 183,184,186,190,192,193,195,199 AND 213 FOR BALANCE OF BREAKDOWN)	REF	C
	204-031-003-45	FUSELAGE ASSY, FWD (SEE FIG. 183 FOR NHA)... (SEE FIG. 183,184,186,190,192,193,195,199 AND 213 FOR BALANCE OF BREAKDOWN)	REF	D
	204-031-003-43	FUSELAGE ASSY, FWD (SEE FIG. 183 FOR NHA)... (SEE FIG. 183,184,186,190,192,193,195,199 AND 213 FOR BALANCE OF BREAKDOWN)	REF	E
	204-031-003-49	FUSELAGE ASSY, FWD (SEE FIG. 183 FOR NHA)... (SEE FIG. 183,184,186,191,192,193,195,199 AND 213 FOR BALANCE OF BREAKDOWN)	REF	F
	204-031-003-51	FUSELAGE ASSY, FWD (SEE FIG. 183 FOR NHA)... (SEE FIG. 183,184,186,191,192,193,195,199 AND 213 FOR BALANCE OF BREAKDOWN)	REF	G
	204-030-853-119	..DOOR ASSY, CREW LH (SEE FIGS. 188,189 FOR.. BALANCE OF BREAKDOWN)	1	
	204-030-853-120	..DOOR ASSY, CREW RH (SEE FIGS. 188,189 FOR.. BALANCE OF BREAKDOWN)	3	
- 1	204-031-468-1	..HINGE HALF, ASSY LH.....	1	
- 2	AN525-10R12	..SCREW (AP).....	3	
- 3	AN960PD10L	..WASHER (AP).....	3	
- 4	NAS679A3	..NUT (AP).....	3	
- 5	MS21042L08	..NUT.....	2	
- 6	AN960-8L	..WASHER.....	4	
- 7	NAS220-16	..SCREW.....	2	
- 8	204-031-762-1	..SPRING ASSY.....	1	
- 9	204-031-762-2	..SPRING ASSY.....	1	
- 10	204-031-762-5	..SPRING ASSY.....	2	
- 11	713	..BUMPER (70485).....	1	
- 12	204-031-468-2	..HINGE HALF ASSY RH.....	1	
- 13	AN525-10R12	..SCREW (AP).....	3	
- 14	AN960PD10L	..WASHER (AP).....	3	
- 15	NAS679A3	..NUT (AP).....	3	
- 16	MS21042L08	..NUT.....	2	
- 17	AN960-8L	..WASHER.....	4	
- 18	NAS220-16	..SCREW.....	2	
- 19	204-031-762-1	..SPRING ASSY.....	1	
- 20	204-031-762-2	..SPRING ASSY.....	1	
- 21	204-031-762-5	..SPRING ASSY.....	2	
- 22	713	..BUMPER (70485).....	1	
- 23	204-031-658-1	..HINGE HALF ASSY, LH.....	1	
- 24	AN525-10R12	..SCREW (AP).....	3	
- 25	AN960PD10L	..WASHER (AP).....	3	
- 26	NAS679A3	..NUT (AP).....	3	
- 27	MS21042L08	..NUT.....	2	
	AN960-8L	..WASHER.....	4	
	NAS220-16	..SCREW.....	2	
- 28	204-031-762-1	..SPRING ASSY.....	1	
- 29	204-031-762-2	..SPRING ASSY.....	1	
- 30	204-031-762-5	..SPRING ASSY.....	2	
- 31	713	..BUMPER (70485).....	1	
- 32	204-031-658-2	..HINGE HALF ASSY RH.....	1	
- 33	AN525-10R12	..SCREW (AP).....	3	
- 34	AN960PD10L	..WASHER (AP).....	3	
- 35	NAS679A3	..NUT (AP).....	3	
- 36	MS21042L08	..NUT.....	2	
- 37	AN960-8L	..WASHER.....	4	
- 38	NAS220-16	..SCREW.....	2	
- 39	204-031-762-1	..SPRING ASSY.....	1	
- 40	204-031-762-2	..SPRING ASSY.....	1	
- 41	204-031-762-5	..SPRING ASSY.....	1	
- 42	713	..BUMPER (70485).....	1	

(1) FIGURE & INDEX NUMBER	(2) PART NUMBER	(3) DESCRIPTION	(4) UNIT PER ASSY	(5) USABLE ON CODE
187 - 43 - 44 - 45	204-031-034-1	.SEAL.....	2	
	204-031-003-13	.SEAL, LH (MF P/N 110-010-1, N SN 9390-..... 079-0895)	1	
	204-031-003-14	.SEAL, RH (MF P/N 110-010-1, N SN 9390-..... 079-0895)	1	
	204-031-184-1	.PLATE.....	1	
		CODING EXPLANATION CODE SERIAL NUMBERS A 63-13141 THRU 63-13142 B 63-13143 THRU 63-13165 C 64-15476 THRU 65-7924 D 65-7925 THRU 65-7938 E 65-7939 THRU 66-1222 F 66-1223 THRU 66-1224 G 66-1225 AND SUBSEQUENT		

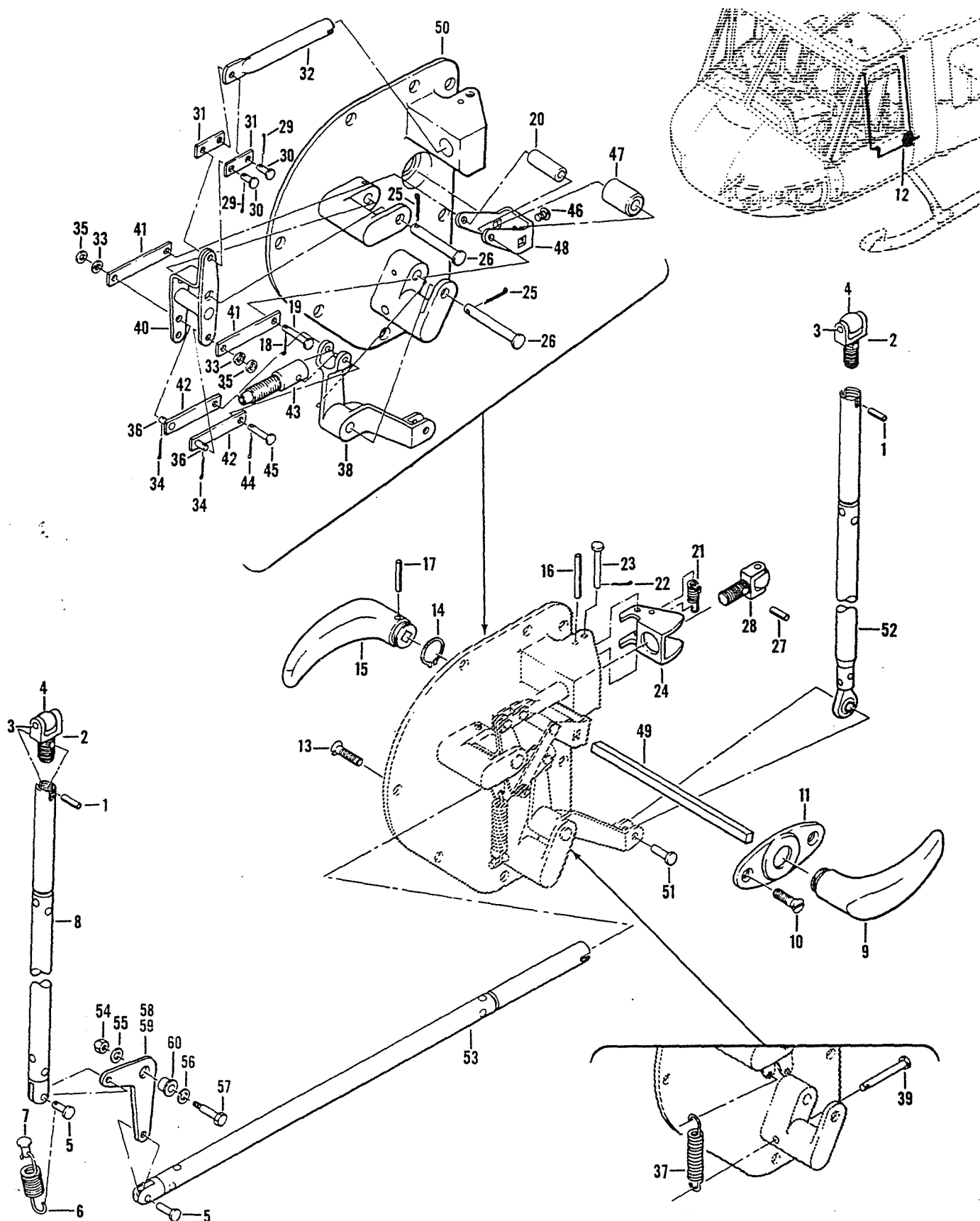


Figure 188. Latch Assembly, Crew Door, Left-Hand and Right-Hand