

TECHNICAL MANUAL

**ORGANIZATIONAL
MAINTENANCE REPAIR PARTS AND SPECIAL TOOLS LISTS
(INCLUDING DEPOT MAINTENANCE REPAIR PARTS AND SPECIAL TOOLS)
FOR
ELECTRONICS EQUIPMENT CONFIGURATION
ARMY MODELS UH-1H AND UH-1V
WITH SLAE**

**HEADQUARTERS, DEPARTMENT OF THE ARMY
23 NOVEMBER 1982**

**ORGANIZATIONAL
MAINTENANCE REPAIR PARTS AND SPECIAL TOOLS LISTS
(INCLUDING DEPOT MAINTENANCE REPAIR PARTS AND SPECIAL TOOLS)
FOR
ELECTRONICS EQUIPMENT CONFIGURATION
ARMY MODELS UH-1H AND UH-1V
With SLAE
Current as of 21 June 1982**

REPORTING ERRORS AND RECOMMENDING IMPROVEMENTS

You can help improve this manual. If you find any mistakes or if you know of a way to improve the procedures, please let us know. Mail your letter, DA Form 2028 (Recommended Changes to Publications and Blank Forms), or DA Form 2028-2 located in the back of this manual direct to: Commander, US Army Communications-Electronics Command and Fort Monmouth, ATTN: DRSEL-ME-MP, Fort Monmouth, NJ 07703.

In either case, a reply will be furnished direct to you.

	Page	Illus Figure
SECTION I. Introduction	1	
II. Repair Parts List	5	
Group 00 Electronics Equipment Configuration Army Model UH-1H and UH-1V With SLAE Communications Installation Aft Section(A)	5	1
Installation Aft Section(B)	7	2
Installation Forward Nose Section (B).....	9	3
Installation Forward Nose Section (C)	11	4
Installation Forward Roof Section (A)	13	5
Installation Forward Roof Section (B)	15	6
Installation Forward Roof Section (C).....	17	7
Installation Foot Switch and Circuit Board	19	8
Installation Pedestal Box and Control Panel (A)	21	9
Installation Pedestal Box and Control Panel (C)	23	10
Installation Pedestal Box and Control Panel (D)	25	11
Instrument Panel Assembly.....	27	12
Electrical and Radio (A)	29	13
Electrical and Radio (D)	31	14
Equipment Installation Electrical	33	15
0804 Audio Threshold Set	35	16
1702 Antenna.....	37	17
1704 Instrument Panel	39	18
1705 Interrogator.....	41	19
SECTION III. Special Tools List (Not Applicable)		
IV. National Stock Number and Part Number Index	42	

*This manual supersedes TM 11-1520-210-20P-1, 5 October 1978 including Change 1, 4 May 1979.

SECTION I

INTRODUCTION

1. Scope

This manual lists spares and repair parts; special tools; special test, measurement, and diagnostic equipment (IMDE), and other special support equipment required for performance of organizational maintenance of the UH-1H and UH-LV. It authorizes the requisitioning and issue of spares and repair parts as indicated by the source and maintenance codes.

2. General

This Repair Parts and Special Tools List is divided into the following sections:

a. *Section II. Repair Parts List.* A list of spares and repair parts authorized for use in the performance of maintenance. The list also includes parts which must be removed for replacement of the authorized parts. Parts list are composed of functional groups in numeric sequence, with the parts in each group listed in figure and item number sequence.

b. *Section III. Special Tools List.* Not applicable.

c. *Section IV. National Stock Number and Part Number Index.* A list, in National item identification number (NIIN) sequence, of all National stock numbers (NSN) appearing in the listings, followed by a list, in alphanumeric sequence, of all part numbers appearing in the listings. National stock numbers and part numbers are cross-referenced to each illustration figure and item number appearance.

3. Explanation of Columns

a. *Illustration.* This column is divided as follows:

(1) *Figure number.* Indicates the figure number of the illustration on which the item is shown.

(2) *Item number.* The number used to identify item called out in the illustration.

b. *Source, Maintenance, and Recoverability (SMR) Codes.*

(1) *Source code.* Source codes indicate the manner of acquiring support items for maintenance, repair, or overhaul of end items. Source codes are entered in the first and second positions of the Uniform SMR Code format as follows:

<i>Code</i>	<i>Definition</i>
PA--	Item procured and stocked for anticipated or known usage.
PD--	Support item, excluding support equipment, procured for initial issue or outfitting and stocked only

for subsequent or additional initial issues or outfittings. Not subject to automatic replenishment.

XA--Item is not procured or stocked because the requirements for the item will result in the replacement of the next higher assembly.

XD--A support item that is not stocked. When required, item will be procured through normal supply channels.

NOTE

Cannibalization or salvage may be used as a source of supply for any items source coded above except those coded XA and aircraft support items as restricted by AR 700-42.

(2) *Maintenance code.* Maintenance codes are assigned to indicate the levels of maintenance authorized to USE and REPAIR support item.. The maintenance codes are entered in the third and fourth positions of the Uniform SMR Code format as follows:

(a) The maintenance code entered in the third position will indicate the lowest maintenance level authorized to remove, replace, and use the support item. The maintenance code entered in the third position will indicate one of the following levels of maintenance:

<i>Code</i>	<i>Application/Explanation</i>
O--	Support item is removed, replaced, used at the organizational level.

(b) The maintenance code entered in the fourth position indicates whether the item is to be repaired and identifies the lowest maintenance level with the capability to perform complete repair (i.e., all authorized maintenance functions). This position will contain one of the following maintenance codes:

<i>Code</i>	<i>Application/Explanation</i>
F--	The lowest maintenance level capable of complete repair of the support item is the direct support level.
H--	The lowest maintenance level capable of complete repair of the support item is the general support level.
D--	The lowest maintenance level capable of complete repair of the support item is the depot level.
Z--	Nonreparable. No repair is authorized.

(3) *Recoverability code.* Recoverability codes are signed to support items to indicate the disposition action on unserviceable items. The recoverability code is entered in the fifth position of the Uniform SMR Code format as follows:

Recoverability codes

Definition

- Z--Nonreparable item. When unserviceable, condemn and dispose at the level indicated in position 3.
- F--Reparable item. When uneconomically repairable, condemn and dispose at the direct support level.
- H--Reparable item. When uneconomically repairable, condemn and dispose at the general support level.
- D--Reparable item. When beyond lower level repair capability, return to depot. Condemnation and disposal not authorized below depot level.
- A--Item requires special handling or condemnation procedures because of specific reasons (i.e., precious metal content, high dollar value, critical material or hazardous material). Refer to appropriate manuals/directives for specific instructions.

c. *National Stock Number.* Indicates the National stock number assigned to the item and will be used for requisitioning purposes.

d. *Federal Supply Code for Manufacturer (FSCM).* The FSCM is a 5-digit numeric code listed in SB 708-41/42 which is used to identify the manufacturer, distributor, or Government agency, etc.

e. *Part Number.* Indicates the primary number used by the manufacturer (individual, company, firm, corporation, or Government activity), which controls the design and characteristics of the item by means of its engineering drawings, specifications, standards, and inspection requirements to identify an item or range of items.

NOTE

When a stock numbered item is requisitioned, the repair part received may have a different part number than the part being replaced.

f. *Description.* Indicates the Federal item name and, if required, a minimum description to identify the item.

g. *Unit of Measure (U/M).* Indicates the standard of the basic quantity of the listed item as used in performing the actual maintenance function. This merge is expressed by a two-character Alphabetical abbreviation (e.g., ea, in, pr, etc). When the unit of measure differs from, the unit of issue, the lowest unit of issue that will satisfy the required units of measure will be requisitioned.

h. *Quantity Incorporated in Unit.* Indicates the quantity of the item used in the breakout shown on the illustration figure, which is prepared for a functional group, subfunctional group, or an assembly.

4. Special Information

a. Usable on codes are shown in the description column. Uncoded items are applicable to all models.

Identification of the usable on codes used in this publication are:

<i>Code</i>	<i>Used on</i>
5H2	UH-1H
ETC	UH-1V

b. The following publications pertain to the UH-1H and UH-1V and its components:

TM 11-1520-210-20, Electronics Equipment Configuration With SLAE Communications, UH-1H and UH-1V.

c. National stock numbers (NSN's) that are missing from P source coded items have been applied for and will be added to this TM by future change/revision when they are entered in the Army Master Data File (AMDF). Until the NSN's are established and published, submit exception requisitions to: Commander, US Army Communications-Electronics Command and Fort Monmouth, ATTN: DRSEL-MM, Fort Monmouth, New Jersey 07703 for the part required to support your equipment.

d. The illustrations in this manual are identical to those published in TM 11-1520-210-34P-1. Only those parts assigned the third position SMR maintenance code "C" or "O" are listed in the tabular listing; therefore, there may be a break in the item number sequence. Only illustrations containing organizational authorized items appear in this manual.

5. How to Locate Repair Parts

a. When National stock number or part number is unknown.

(1) *First.* Using the table of contents, determine the functional group within which the item belongs. This is necessary since illustrations are prepared for functional groups and listings are divided into the same groups.

(2) *Second.* Find the illustration covering the functional group to which the item belongs.

(3) *Third.* Identify the item on the illustration and note the illustration figure and item number of the item.

(4) *Fourth.* Using the Repair Parts Listing, find the figure and item number noted on the illustration.

b. When National stock number or part number is known.

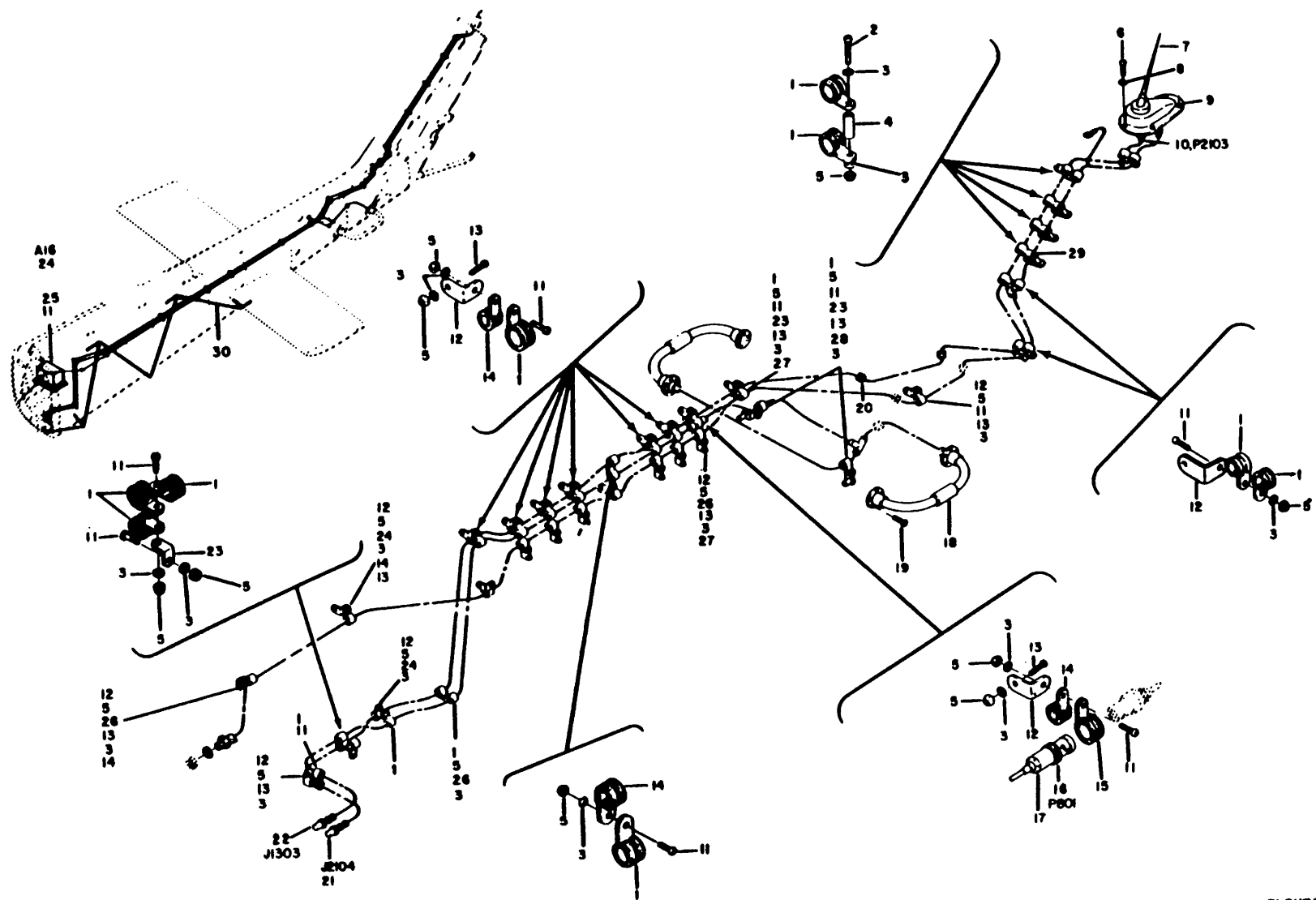
(1) *First.* Using the Index of National Stock Numbers and Part Numbers, find the pertinent National stock number or part number. This index is in NIIN sequence followed by a list of part numbers in alphanumeric sequence, cross-referenced to the illustration figure number and item number.

(2) *Second.* After finding the figure and item number, locate the figure and item number in the repair parts list.

6. Abbreviations

Not applicable.

(Next printed page is 4)



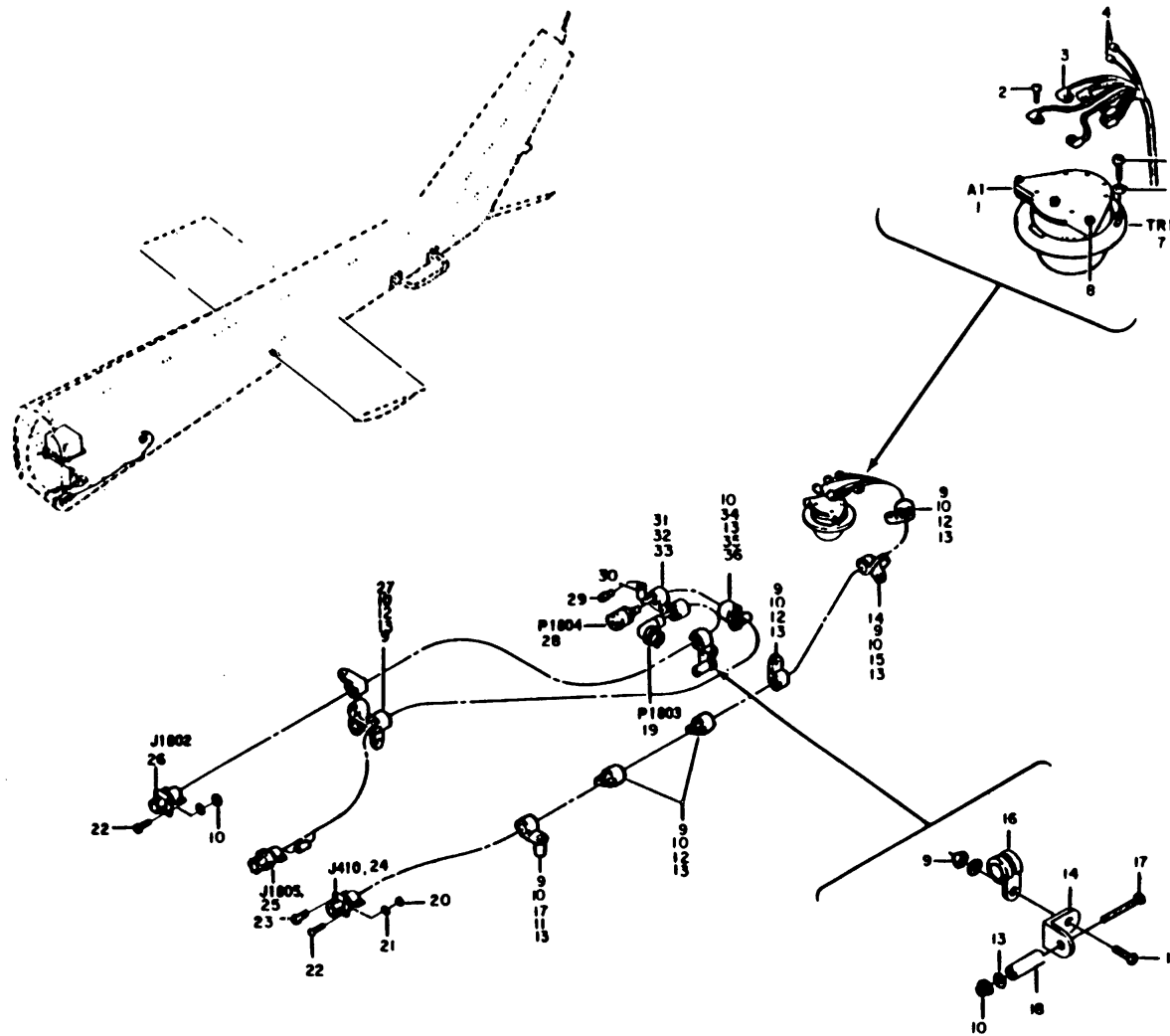
EL3UT001

Figure 1. Electronics Equipment Configuration Army Model UH-1H and UH-1V With SLAE Communications Installation Aft Section (A).

SECTION II

TM 11-1520-210-20P-1

(1) ILLUSTRATION		(2)	(3)	(4)	(5)	(6)	(7)	(8)
(a) FIG NO.	(b) ITEM NO.	SMR CODE	NATIONAL STOCK NUMBER	FSCM	PART NUMBER	DESCRIPTION USABLE ON CODE	U/M	QTY INC IN UNIT
						GROUP 00 ELECTRONICS EQUIPMENT CONFIGURATION ARMY MODEL UH-1H WITH SLAE COMMUNICATIONS		
1	6	PAOZZ	5305-00-984-6193	96906	MS35206-245	SCREW, MACHINE5M2	EA	3
1	7	PAOHH	5985-00-082-3991	80058	AS-1703/AR	ANTENNA5M2	EA	1
1	8	PAOZZ	5310-00-905-5159	96906	MS35335-87	WASHER, LOCK5M2	EA	5
1	9	PAOZZ	5985-00-082-3989	80058	CU-942/ARC-54	COUPLER, ANTENNA5M2	EA	1
1	11	PAOZZ	5305-00-989-7434	96906	MS35207-263	SCREW, MACHINE5M2	EA	16
1	18	PAOZZ	5826-00-739-4479	80058	AS-1304/ARN	ANTENNA5M2	EA	1
1	19	XDOZZ		96906	MS24693-243	SCREW, MACHINE5M2	EA	1
1	24	PAODD	5985-00-167-7898	80058	CU-1658/A	COUPLER, ANTENNA5M2	EA	1
1	25	PAOZZ	5983-00-937-0415	80058	MT-3T85A	MOUNTING, ANTENNA5M2	EA	1



EL3UT002

Figure 2. Electronics Equipment Configuration Army Model UH-1H and UH-1V With SLAE Communications Installation Forward Nose Section (B).

SECTION II

TM 11-1520-210-20P-1

(1) ILLUSTRATION		(2)	(3)	(4)	(5)	(6)	(7)	(8)
(a) FIG NO.	(b) ITEM NO.	SMR CODE	NATIONAL STOCK NUMBER	FSCM	PART NUMBER	DESCRIPTION USABLE ON CODE	U/M	QTY INC IN UNIT
2	1	PAOZZ	6605-00-487-4773	80058	CN-405	COMPENSATOR-TRANSMI5M2	EA	1
2	2	PAOZZ	5305-00-924-8224	96906	MS35273-20	SCREW ,MACHINE5M2	EA	6
2	7	POODD		81349	276TYPEC2	TRANSMITTER5M2	EA	1
2	8	PAOZZ	5305-00-954-8134	96906	MS5215-27	SCREW , MACHINE5M2	EA	3

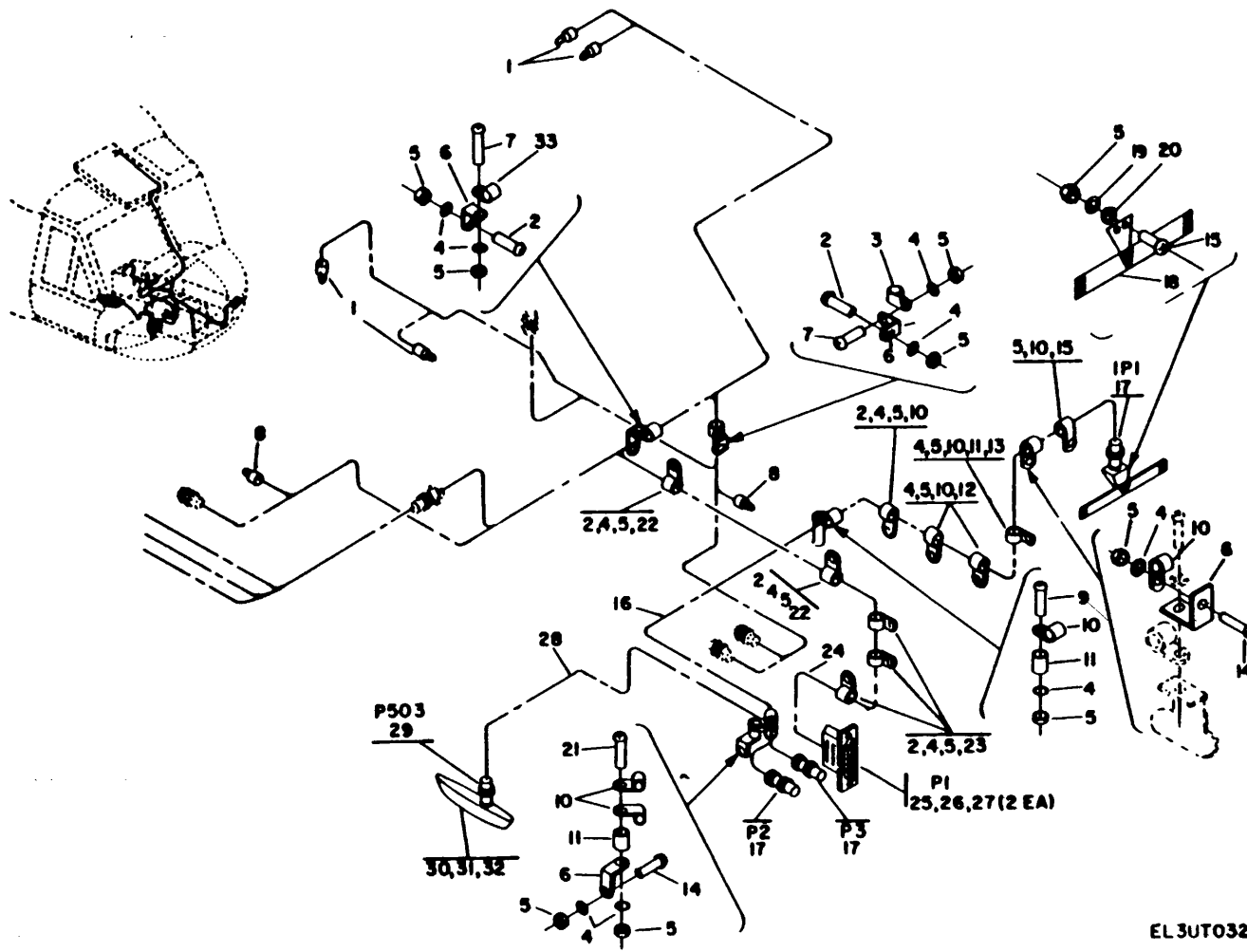


Figure 3. Electronics Equipment Configuration Army Model UH-1H and UH-1V With SLAE Communications Installation Forward Nose Section (B).

SECTION II

TM 11-1520-210-20P-1

(1) ILLUSTRATION (a) FIG NO.		(b) ITEM NO.	(2) SMR CODE	(3) NATIONAL STOCK NUMBER	(4) FSCM	(5) PART NUMBER	(6) DESCRIPTION USABLE ON CODE	(7) U/M	(8) QTY INC IN UNIT
3	5		PAOZZ	5310-00-208-9255	96906	MS21044	NUT, SELF-LOCKING, HE5M2	EA	19
3	18		PAOZZ		97499	1560-UH1-805	ANTENNA ASSEMBLY5M2	EA	1
3	19		PAOZZ	5310-00-167-0753	88044	AN960PD10L	WASHER, FLAT5M2	EA	2
3	20		PAOZZ		95987	NW10-4373	WASHER, FLAT5M2	EA	2
3	30		PAOZZ	5985-00-607-6137	80058	AT-640A/ARM	ANTENNA AT640ARM5M2	EA	1
3	31		XDOZZ	5985-00-088-9044	96906	MS35207-260	SCREW, MACHINE5M2	EA	8
3	32		PAOZZ	5310-00-576-5752	96906	MS35333-39	WASHER, LOCK5M2	EA	8

SECTION II

TM 11-1520-210-20P-1

(1) ILLUSTRATION (a) FIG NO. (b) ITEM NO.		(2) SMR CODE	(3) NATIONAL STOCK NUMBER	(4) FSCM	(5) PART NUMBER	(6) DESCRIPTION USABLE ON CODE	(7) U/M	(8) QTY INC IN UNIT
4	33	PAOFF	5841-00-101-0330	80058	AS-2595/APN-194	ANTENNA 5M2	EA	2

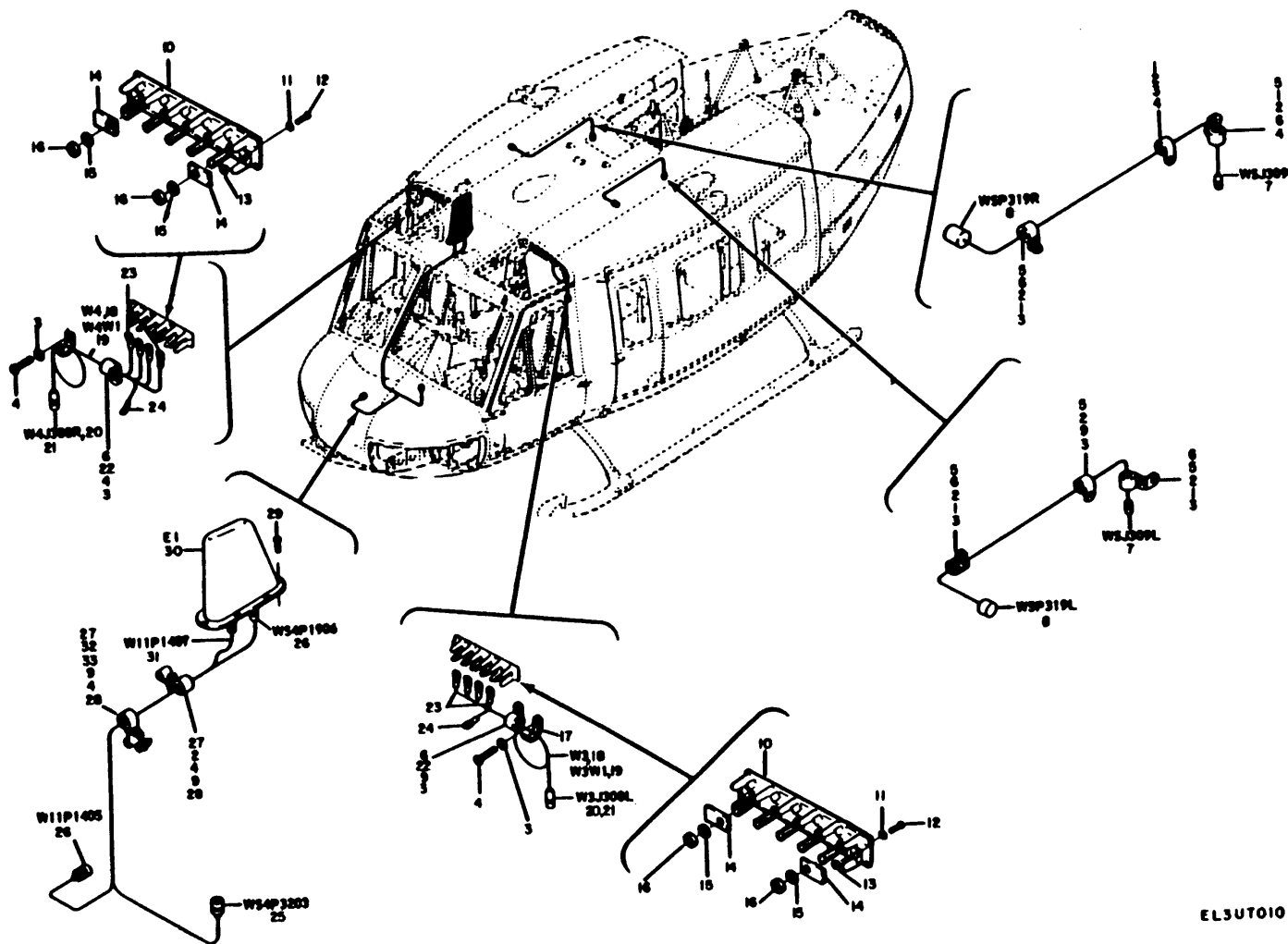


Figure 5. Electronics Equipment Configuration Army Model UH-1H and UH-1V With SLAE Communications Installation Forward Roof Section (A).

SECTION II

TM 11-1520-210-20P-1

(1) ILLUSTRATION		(2)	(3)	(4)	(5)	(6)	(7)	(8)
(a) FIG NO.	(b) ITEM NO.	SMR CODE	NATIONAL STOCK NUMBER	FSCM	PART NUMBER	DESCRIPTION USABLE ON CODE	U/M	QTY INC IN UNIT
5	3	PAOZZ	5310-00-167-0753	88044	AN960P10L	WASHER, FLAT 5H2	EA	10
5	4	PAOZZ	5305-00-989-7434	96906	MS35207-263	SCREW, MACHINE 5H2	EA	7
5	6	PAOZZ	5340-00-205-6301	96906		CLAMP, LOOP 5H2	EA	7
5	17	PAOZZ	5340-00-176-7963	97499	70-005-1	HOOK, STOWAGE 5H2	EA	7
5	18	PAOFF		97499	204-075-464-5	CABLE ASSEMBLY 5H2	EA	2
5	22	PAOZZ	5310-00-807-1474	96906	MS2104213	NUT 5H2	EA	2
5	29	PAOZZ		24446	MS0P16018C4	SCREW 5H2	EA	6
5	30	PAODZ	5985-00-892-0895	80058	AT-1108/ARC	ANTENNA 5H2	EA	1

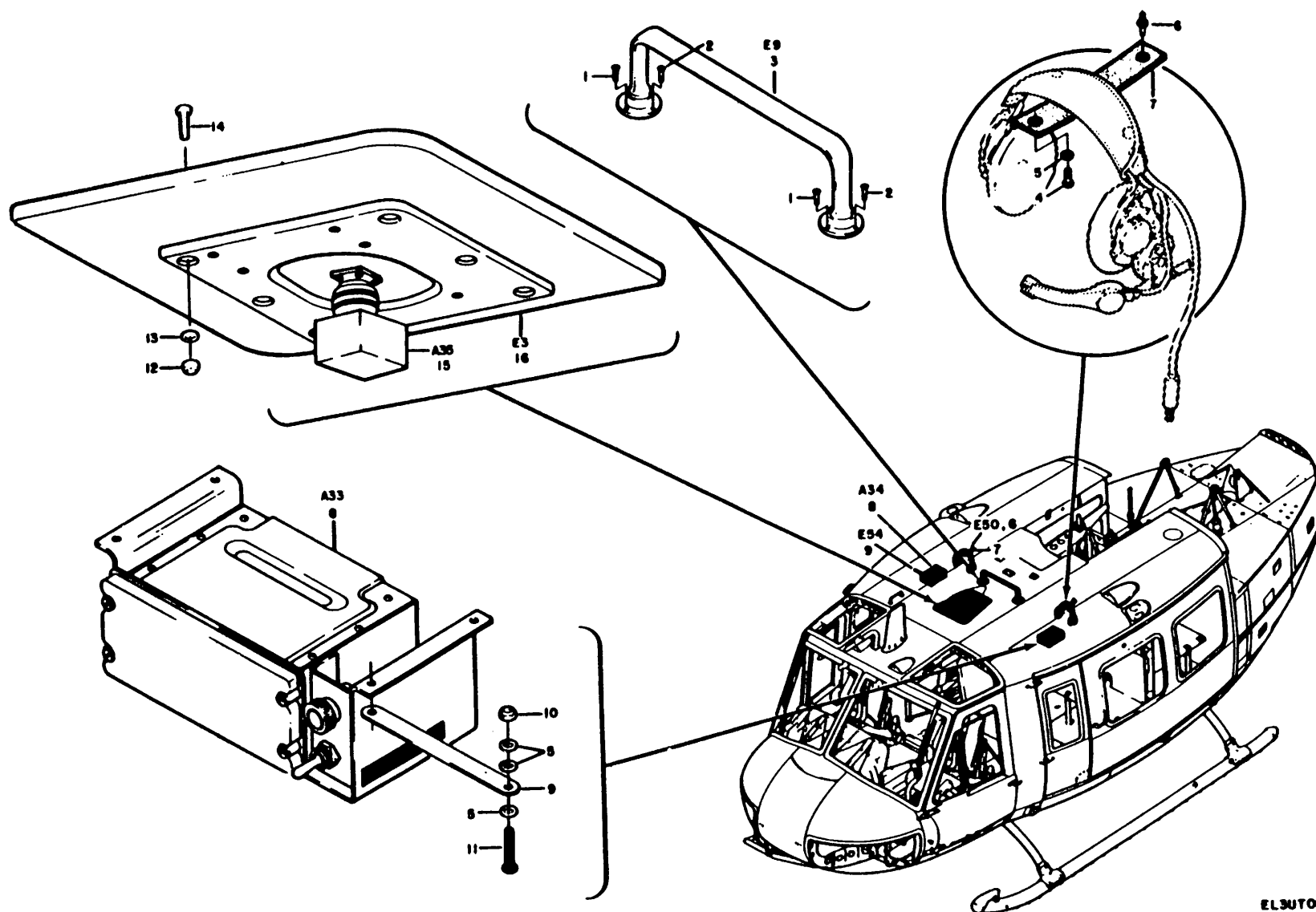


Figure 6. Electronics Equipment Configuration Army Model UH-1H and UH-1V With SLAE Communications Installation Forward Roof Section (B).

SECTION II

TM 11-1520-210-20P-1

(1) ILLUSTRATION		(2) SMR CODE	(3) NATIONAL STOCK NUMBER	(4) FSCM	(5) PART NUMBER	(6) DESCRIPTION USABLE ON CODE	(7) U/M	(8) QTY INC IN UNIT
(a) FIG NO.	(b) ITEM NO.							
6	1		5305-00-071-1325	96906	MS31960-68	SCREW, MACHINE 5H2	EA	4
6	2		5305-00-071-1323	96906	MS31960-66	SCREW, MACHINE 5H2	EA	4
6	3		5985-00-089-8048	80058	AS-1922A/ARC	ANTENNA 5H2	EA	1
6	4		5305-00-989-7434	96906	MS35207-263	SCREW, MACHINE 5H2	EA	2
6	5		5310-00-167-0753	88044	AN960PD10L	WASHER, FLAT 5H2	EA	8
6	6			96906	MS27977-268	STUD, SNAP FASTENER..... 5H2	EA	2
6	7		1560-00-701-9889	97499	204-060-956-1	STRAP ASSY 5H2	EA	2
6	8		5895-00-895-4175	80058	C-6533/ARC	CONTROL, COMMUNICATI..... 5H2	EA	2
6	12		5310-00-807-1473	96906	MS21042L08	NUT, SELF-LOCKING, EX..... 5H2	EA	6
6	13		5310-00-184-9002	88044	AN960PDSL	WASHER, FLAT 5H2	EA	6
6	14		5305-00-622-9478	96906	MS35265-49	SCREWMACHINE..... 5H2	EA	6
6	16		5826-00-965-9173	80058	AS-1863/ARN-83	ANTENNA 5H2	EA	1

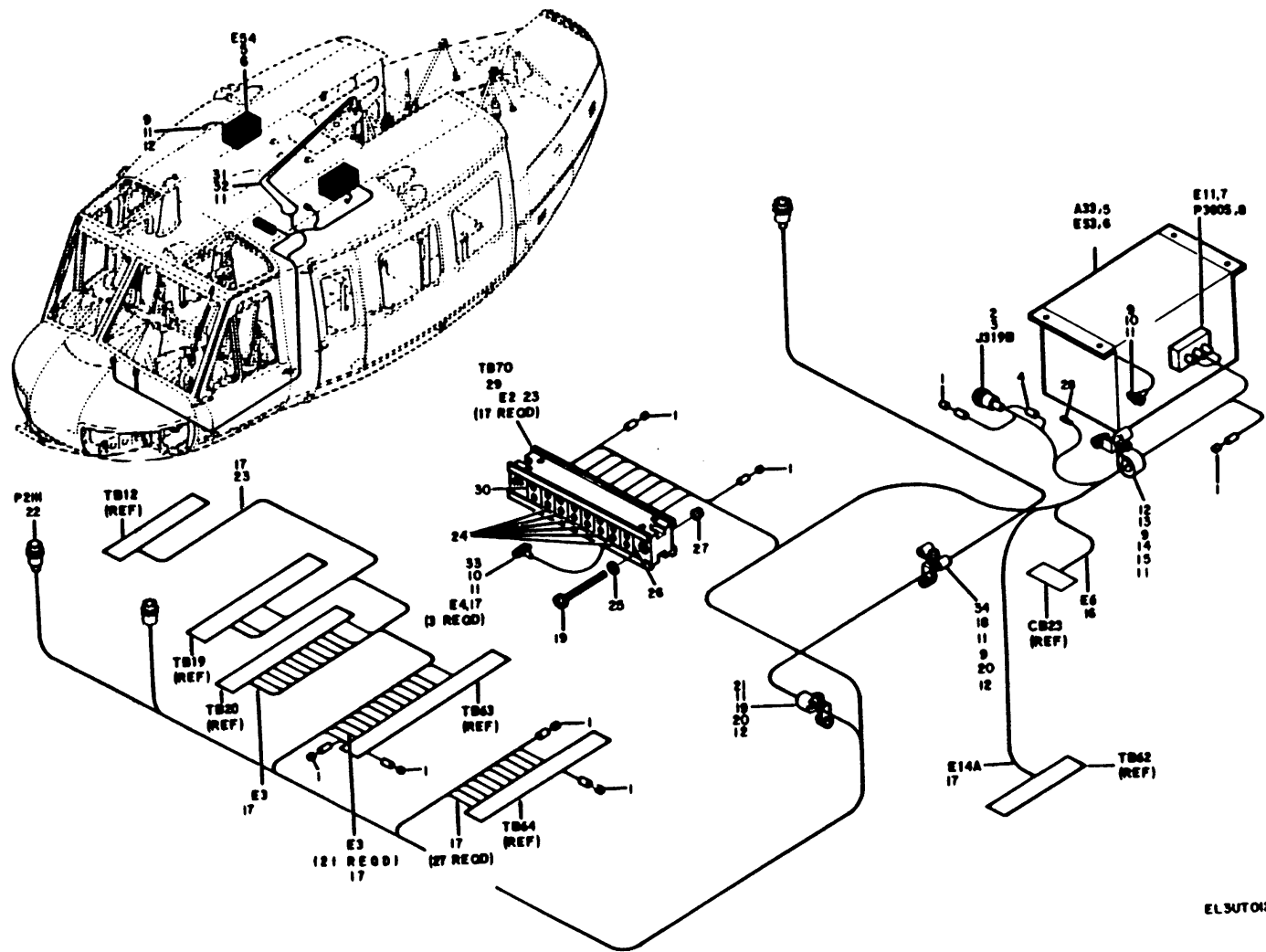
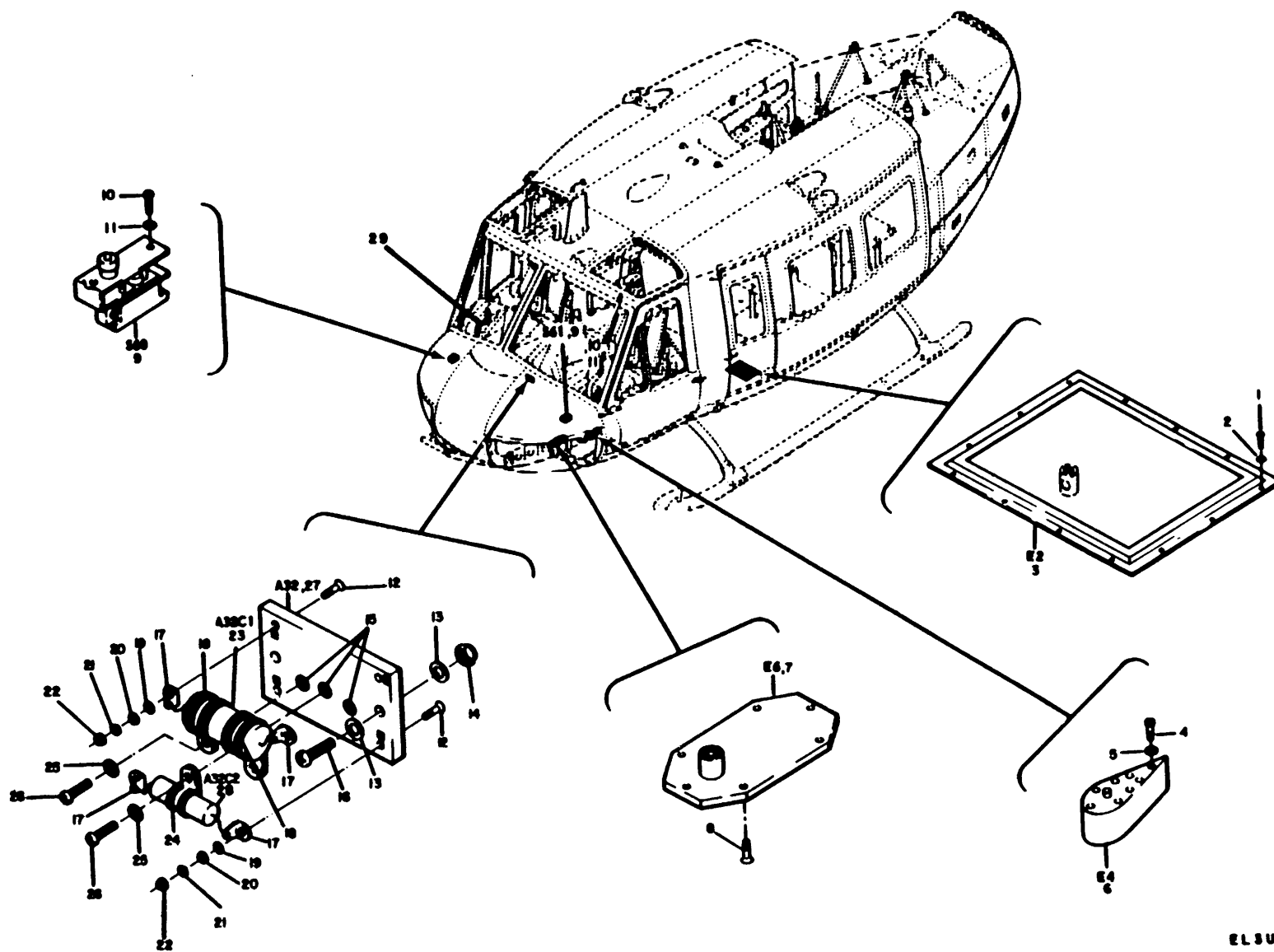


Figure 7. Electronics Equipment Configuration Army Model UH-1H and UH-1V With SLAE Communications Installation Forward Roof Section (C).

SECTION II

TM 11-1520-210-20P-1

(1) ILLUSTRATION		(2)	(3)	(4)	(5)	(6)	(7)	(8)
(a) FIG NO.	(b) ITEM NO.	SMR CODE	NATIONAL STOCK NUMBER	FSCM	PART NUMBER	DESCRIPTION USABLE ON CODE	U/M	QTY INC IN UNIT
7	2	PAOZZ	5999-00-137-5066	81349	M39029-1-16-20	CONTACT , ELECTRICAL 5H2	EA	17
7	5	PAOHH	5895-00-898-4175	80058	C-6533/ARC	CONTROL, COMMUNICATI..... 5H2	EA	2
7	6	PAOZZ	6150-00-163-1231	97499	120-055-1-16	BUS, CONDUCTOR..... 5H2	EA	2
7	7	PAOZZ	5999-00-064-1674	81312	100-20205	CONTACT, ELECTRICAL 5H2	EA	42
7	13	PAOZZ	5340-00-286-9443	96906	MS21919WDG9	CLAMP, LOOP..... 5H2	EA	1
7	14	PAOZZ	5305-00-925-9674	96906	MS27039-1-10	SCREW, MACHINE 5H2	EA	6



EL5UT014

Figure 8. Electronics Equipment Configuration Army Model UH-1H and UH-1V With SLAE Communications Installation Foot Switch and Circuit Board.

SECTION II

TM 11-1520-210-20P-1

(1) ILLUSTRATION		(2)	(3)	(4)	(5)	(6)	(7)	(8)
(a) FIG NO.	(b) ITEM NO.	SMR CODE	NATIONAL STOCK NUMBER	FSCM	PART NUMBER	DESCRIPTION USABLE ON CODE	U/M	QTY INC IN UNIT
8	1	PAOZZ	5305-00-989-7434	96906	MS35207-263	SCREW, MACHINE 5H2	EA	13
8	2	PAOZZ	5310-00-167-0755	88044	AN960PD10L	WASHER, FLAT 5H2	EA	13
8	3	PAOZZ	5826-00-740-5100	97499	205-075-325-1	ANTENNA ASSEMBLY, AD 5H2	EA	1
8	4	XDOZZ	5305-00-088-9044	96906	MS3507-260	SCREW, MACHINE 5H2	EA	8
8	5	PAOZZ	5310-00-576-5752	96906	MS35333-39	WASHER, LOCK 5H2	EA	8
8	6	PAOZZ	5985-00-607-6137	80058	AT-640A/ARN	ANTENNA AT640ARN 5H2	EA	1
8	7	PAOHF	5895-00-686-7626	80058	AT-884/APX-44	ANTENNA 5H2	EA	1
8	8	PAOZZ	5305-00-957-7818	96906	MS24693S27	SCREW, MACHINE 5H2	EA	6
8	29	PAOZZ		73949	X942-2	SWITH, TRIGGER 5H2	EA	2

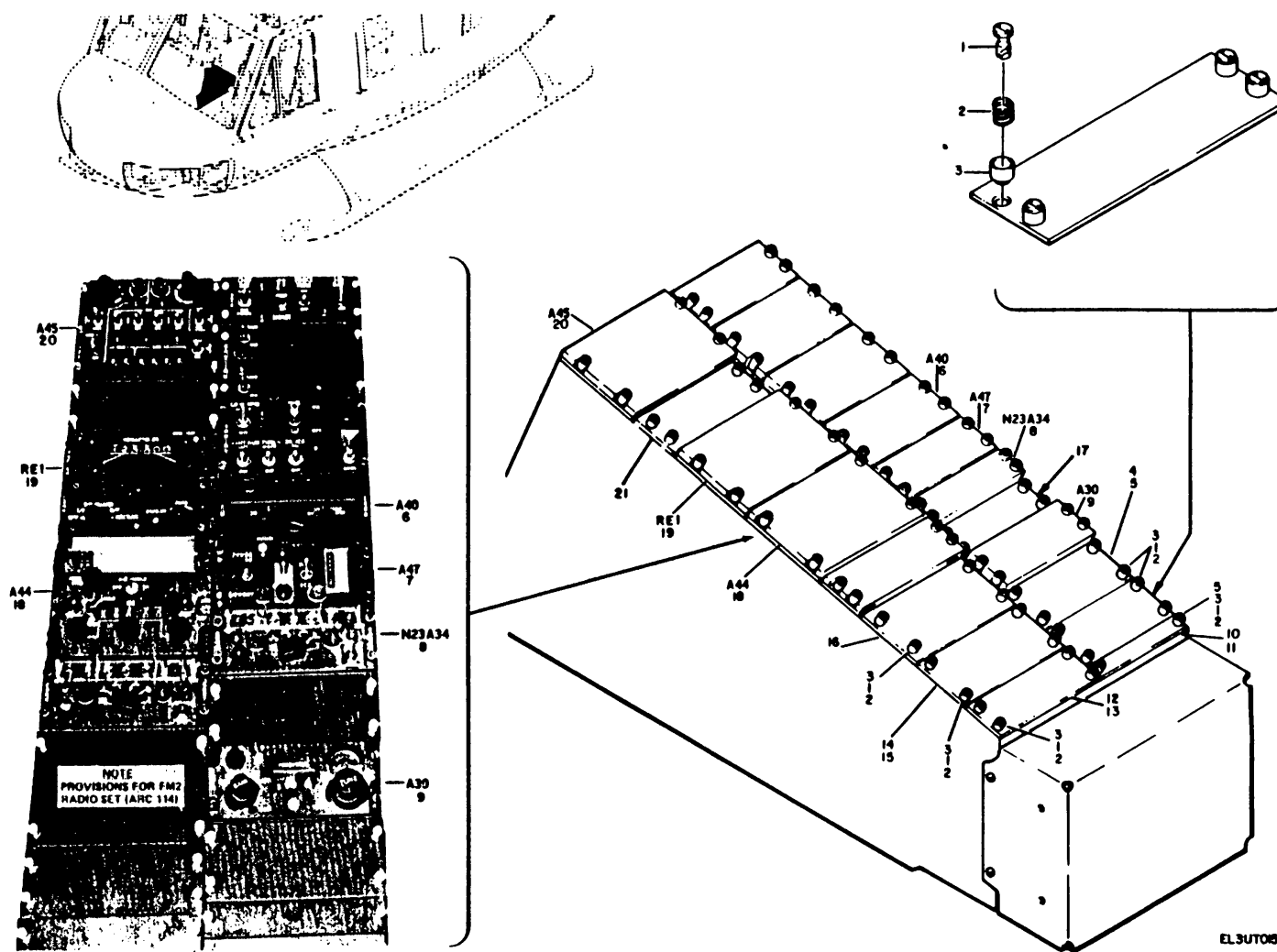
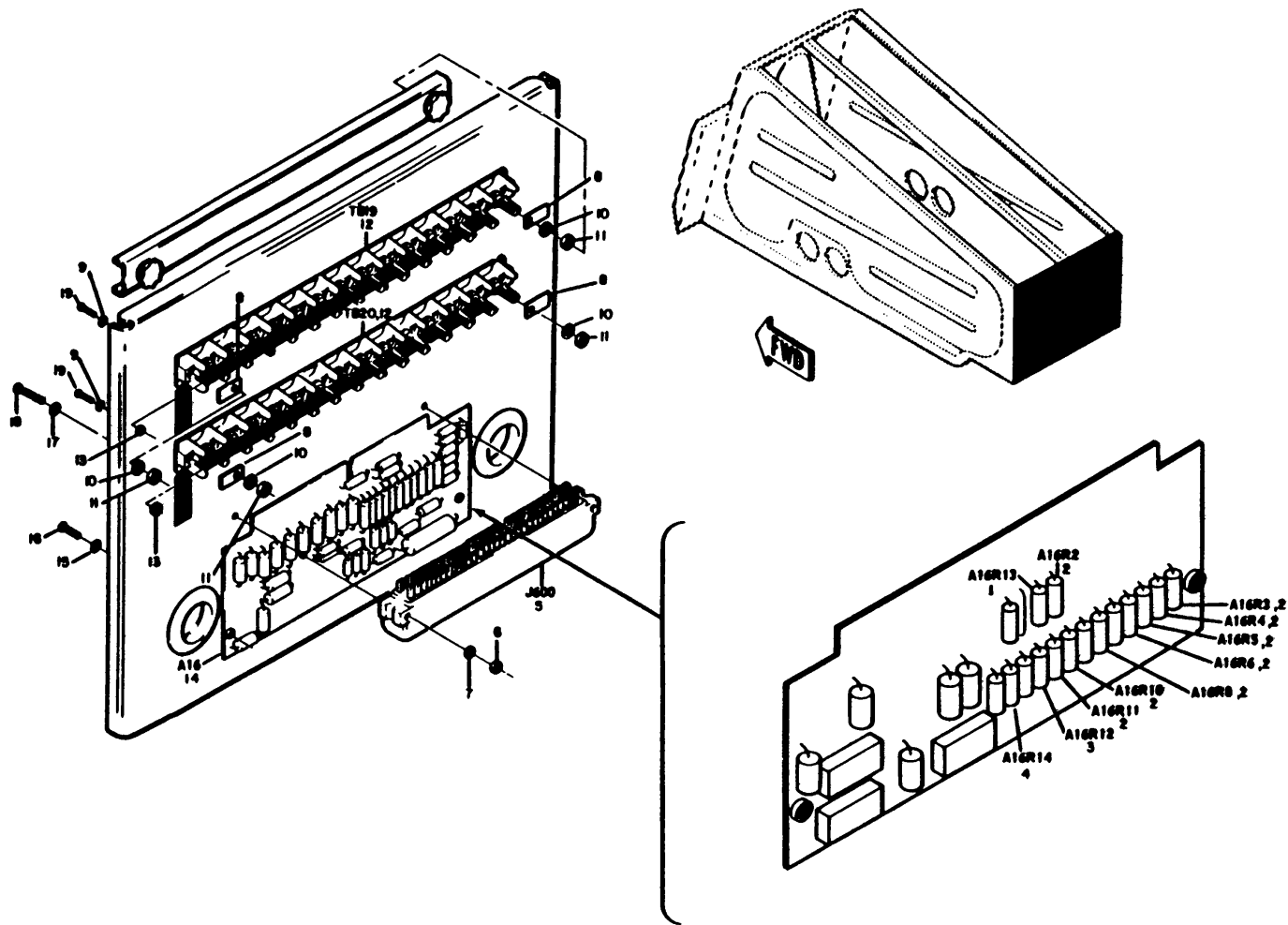


Figure 9. Electronics Equipment Configuration Army Model UH-1H and UH-1V With SLAE Communications Installation Pedestal Box and Control Panel (A).

SECTION II

TM 11-1520-210-20P-1

(1) ILLUSTRATION		(2)	(3)	(4)	(5)	(6)	(7)	(8)
(a) FIG NO.	(b) ITEM NO.	SMR CODE	NATIONAL STOCK NUMBER	FSCM	PART NUMBER	DESCRIPTION USABLE ON CODE	U/M	QTY INC IN UNIT
9	4	PAOZZ	1560-00-939-7622	97499	204-075-266-1	PANEL, BLANK.....5H2	EA	4
9	6	PAOFF	5821-00-082-3599	80058	C-3835/ARC-54	CONTROL, RADIO SET 5H2	EA	1
9	7	PAOHD	5821-00-926-7230	80058	C-8157/ARC	CONTROL, INDICATOR 5H2	EA	1
9	8	PAOHH	5895-00-895-4175	80058	C-6533/ARC	CONTROL, COMMUNICATI5H2	EA	1
9	9	PAODD	5826-00-985-9174	80058	C-6899/ARN-83	CONTROL, DIRECTION F5H2	EA	1
9	12	XDOZZ		97499	204-075-266-29	BLANK PANEL ASSY 5H2	EA	1
9	14	PAOFF	1560-00-994-5646	97499	204-075-266-37	PANEL, BLANK.....5H2	EA	1
9	16	PAODD	5821-00-184-6065	80058	AN/ARC-114	RADIO SET5H2	EA	1
9	17	PAODD	5821-00-019-8405	80058	C-3940/ARC-94	CONTROL, RADIO SET 5H2	EA	1
9	18	PAOFH	5821-00-082-3928	80058	C-6287/ARC-51BX	CONTROL, RADIO SET OR5H2	EA	1
9	19	PDODD	5821-00-935-5072	80058	AN/ARC115	RADIO SET AN/ARC 115.....5H2	EA	1
9	20	PAODD	5895-00-089-4403	80058	C-6280/APX	CONTROL PANEL.....5H2	EA	1
9	21	PAODD	5826-00-920-7107	80058	C-6873/ARC-82	CONTROL, RADIO SET OR5H2	EA	1
9	21	PAODD	5826-00-149-1399	80058	C-6873B/ARN-82	CONTROL, RADIO SET 5H2	EA	1



EL3UT07

Figure 10. Electronics Equipment Configuration Army Model UH-1H and UH-1V With SLAE Configurations Installation Pedestal Box and Control Panel (C).

SECTION II

TM 11-1520-210-20P-1

(1) ILLUSTRATION		(2)	(3)	(4)	(5)	(6)	(7)	(8)
(a) FIG NO.	(b) ITEM NO.	SMR CODE	NATIONAL STOCK NUMBER	FSCM	PART NUMBER	DESCRIPTION USABLE ON CODE	U/M	QTY INC IN UNIT
10	14	XDOFF		97499	212-075-329-7	BOARD ASSY5H2	EA	1
10	15	PAOZZ	5310-00-579-0079	96906	MS35333-37	WASHER, LOCK5H2	EA	2
10	16	PAOZZ	5305-00-984-4988	96906	MS35206-228	SCREW, MACHINE5H2	EA	2

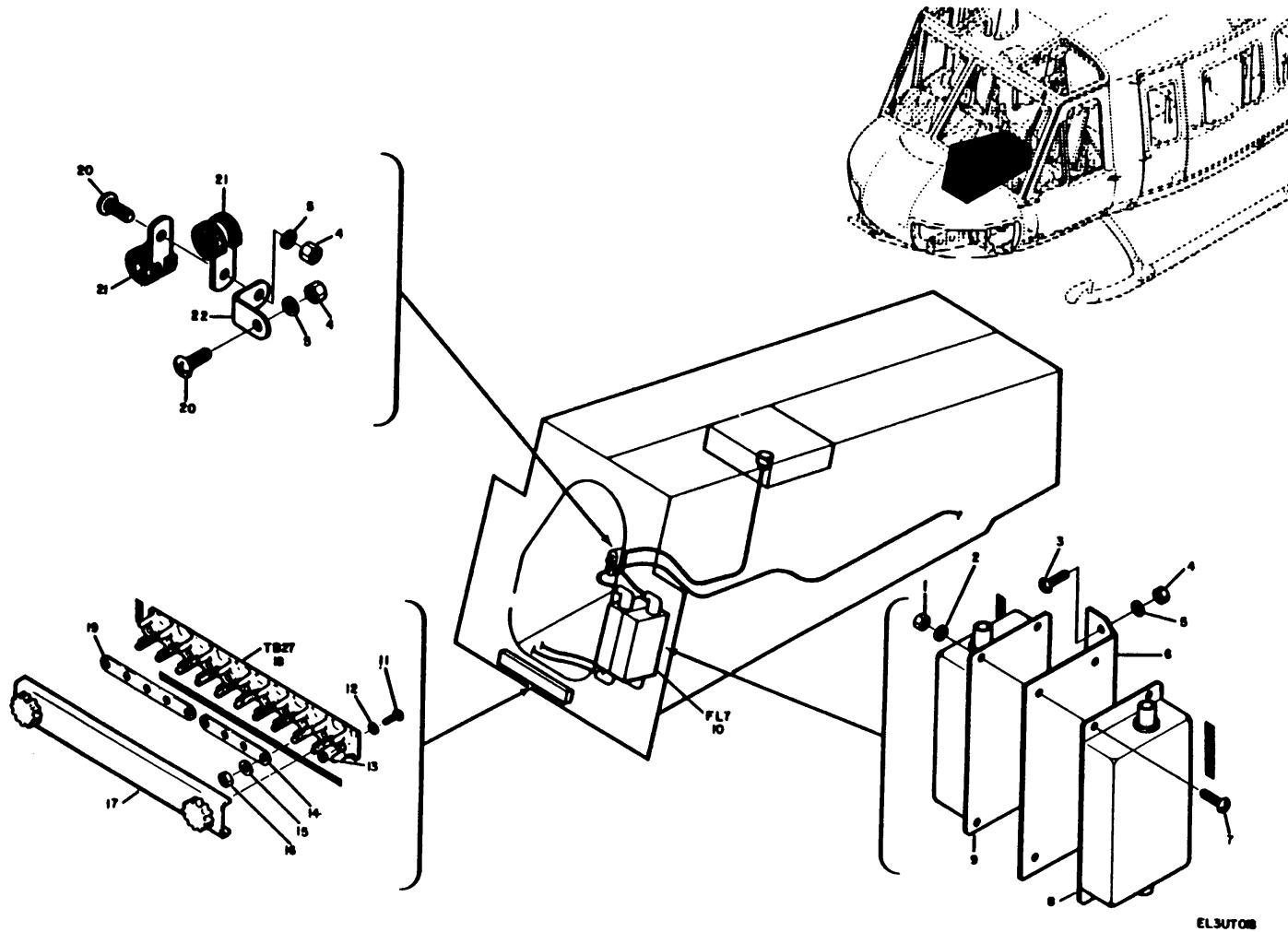
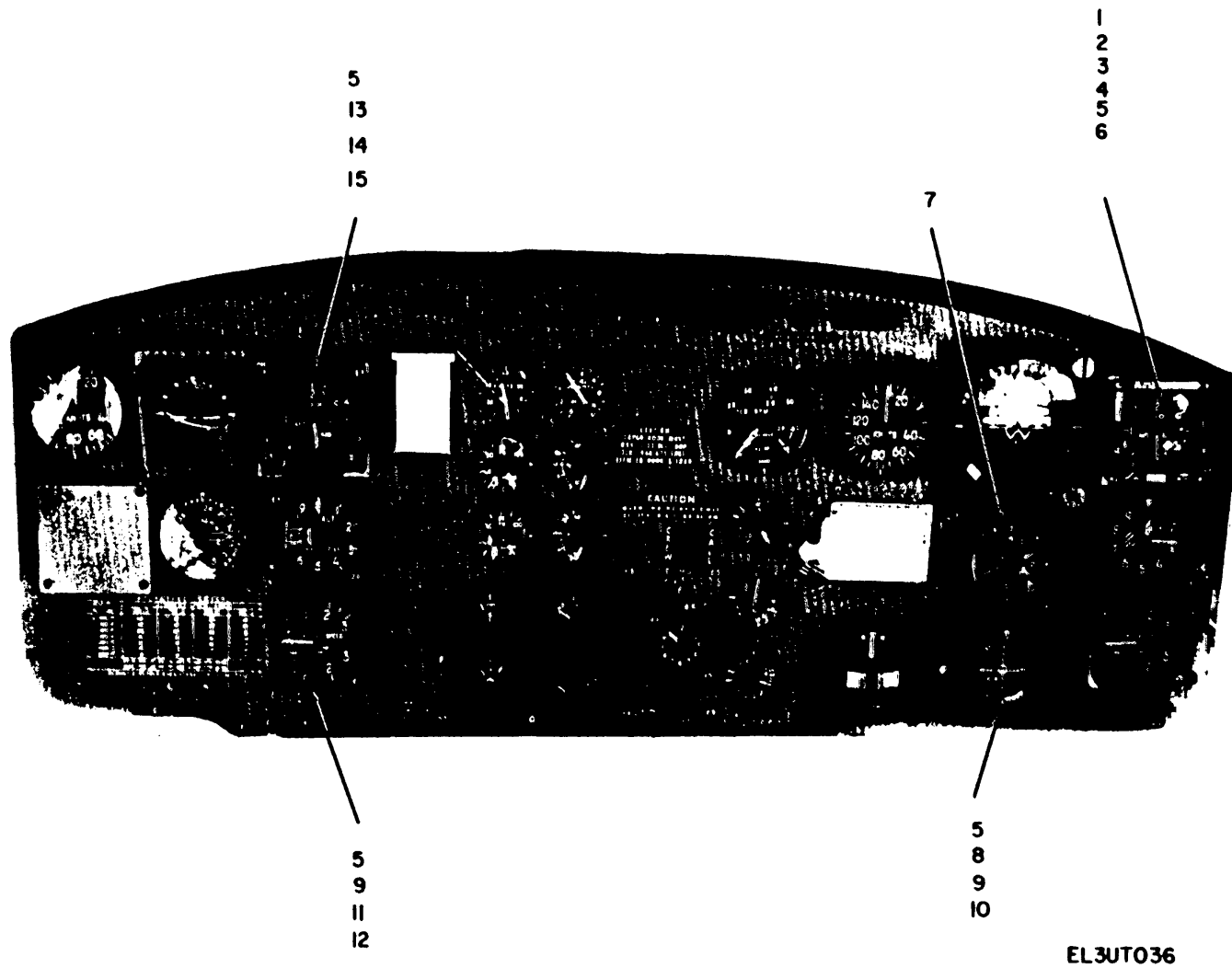


Figure 11. Electronics Equipment Configuration Army Model UH-1H and UH-1V With SLAE Communications Installation Pedestal Box and Control Panel (D).

SECTION II

TM 11-1520-210-20P-1

(1) ILLUSTRATION		(2)	(3)	(4)	(5)	(6)	(7)	(8)
(a) FIG NO.	(b) ITEM NO.	SMR CODE	NATIONAL STOCK NUMBER	FSCM	PART NUMBER	DESCRIPTION USABLE ON CODE	U/M	QTY INC IN UNIT
11	10	PAOFF	5915-00-631-5029	97499	212-075-328-3	FILTER, ASSEMBLY, ELE.....5H2	EA	1



EL3UT036

Figure 12. Electronics Equipment Configuration Army Model UH-1H and UH-1V With SLAE Communications Instrument Panel Assembly.

SECTION II

TM 11-1520-210-20P-1

(1) ILLUSTRATION		(2)	(3)	(4)	(5)	(6)	(7)	(8)
(a) FIG NO.	(b) ITEM NO.	SMR CODE	NATIONAL STOCK NUMBER	FSCM	PART NUMBER	DESCRIPTION USABLE ON CODE	U/M	QTY INC IN UNIT
12	1	PAOFA	5841-01-058-7994	80058	ID-1917/APN-209	INDICATOR, HEIGHT 5H2	EA	1
12	2	XDOZZ		81996	1560-UH1-886	SPACER5H2	EA	1
12	3	PAOZZ	5305-00-054-6659	96906	MS51957-35	SCREW, MACHINE5H2	EA	3
12	4	PAOZZ	5305-00-054-6660	96906	MS51957-36	SCREW, MACHINE 5H2	EA	1
12	5	PAOZZ	5310-00-208-4736	80205	NAS487-15	NUT, SHEET SPRING 5H2	EA	15
12	6	PAOZZ		96906	MS27130-CR88	NUT5H2	EA	1
12	7	PDOFF	5826-00-897-4889	80058	ID-998/ASN	INDICATOR, RADIO-MAG5H2	EA	1
12	8	PAODD	5826-00-402-5317	80058	ID-1347-ARN-82	INDICATOR, COURSE 5H2	EA	1
12	8	PAODD	5826-00-106-1722	80058	ID-1347C/ARN-82	INDICATOR, COURSE MWO55-1520-210-30-455H2	EA	1
12	9	PAOZZ	5305-00-957-7808	96906	MS24693-BB33	SCREW, MACHINE 5H2	EA	2
12	10	PAOZZ	5305-00-638-0502	96906	MS35214-28	SCREW, MACHINE 5H2	EA	2
12	11	PAOZZ	5826-00-849-0293	96906	MS28027-2	INDICATOR, COURSE 5H2	EA	1
12	12	PAOZZ	5305-00-059-8256	96906	MS35214-31	SCREW, MACHINE 5H2	EA	2
12	13	PAOFA	5841-01-058-7873	80058	RT-1115/APN-209	RECEIVER-TRANSMITTE5H2	EA	1
12	14	XDOZZ		81996	1560-UH1-887	SPACER5H2	EA	1
12	15	PAOZZ	5305-00-054-6662	96906	MS51957-38	SCREW, MACHINE 5H2	EA	4

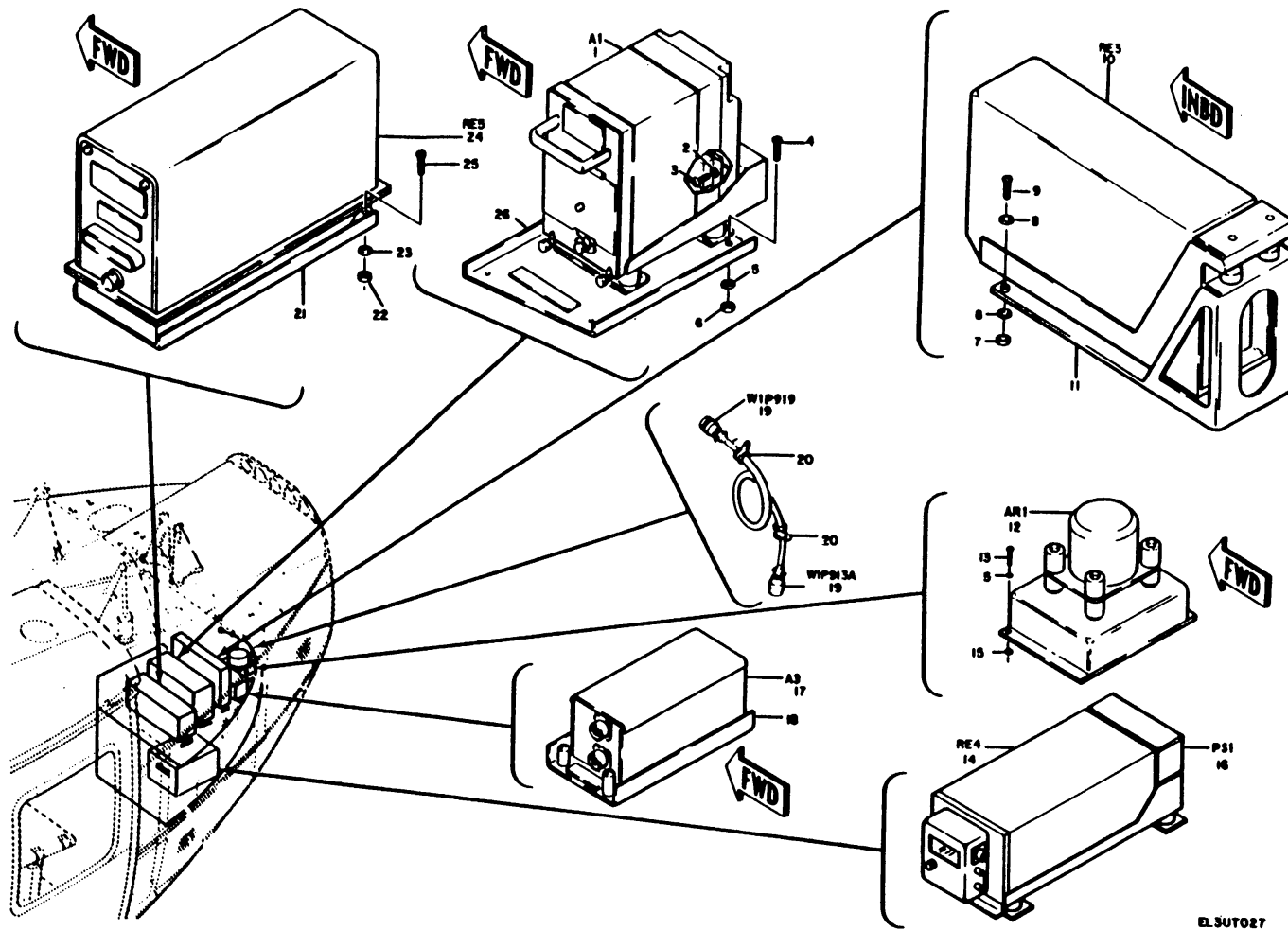


Figure 13. Electronics Equipment Configuration Army Model UH-1H and UH-1V With SLAE Communications Electrical and Radio (A).

SECTION II

TM 11-1520-210-20P-1

(1) ILLUSTRATION		(2)	(3)	(4)	(5)	(6)	(7)	(8)
(a) FIG NO.	(b) ITEM NO.	SMR CODE	NATIONAL STOCK NUMBER	FSCM	PART NUMBER	DESCRIPTION USABLE ON CODE	U/M	QTY INC IN UNIT
13	1	PDODD	5810-00-061-3386	98230	KITIATISEC	COMPUTER5H2	EA	1
13	2	PAOZZ	5310-00-187-2398	88044	AN960PD6L	WASHER, FLAT5H2	EA	4
13	3	PAOZZ	5305-00-984-4984	96906	MS35206-227	SCREW, MACHINE5H2	EA	4
13	4	PAOZZ	5305-00-989-7434	96906	MS35207-263	SCREW, MACHINE5H2	EA	8
13	5	PAOZZ	5310-00-167-0753	88044	AN960PD10L	WASHER, FLAT5H2	EA	12
13	6	PAOZZ	5310-00-807-1474	96906	MS21042L3	NUT, SELF-LOCKING, EX5H2	EA	8
13	7	PAOZZ	5310-00-807-1473	96906	MS21042L08	NUT, SELF-LOCKING, EX5H2	EA	8
13	8	PAOZZ	5310-00-184-9002	88044	AN960PD8L	WASHER, FLAT5H2	EA	16
13	9	PAOZZ	5305-00-984-6194	96906	MS35206-246	SCREW, MACHINE5H2	EA	8
13	10	PAODD	5826-00-994-1578	80058	R-1391/ARN-83	RECEIVER, RADIO5H2	EA	1
13	12	PAODD	6615-00-167-9757	80058	CN-998B/ASN-43	GYROSCOPE, DISPLACEM5H2	EA	1
13	13	PAOZZ	5305-00-989-7434	96906	MS35207-263	SCREW, MACHINE5H2	EA	4
13	14	PAODD	5821-00-604-3307	80058	RT-698/ARC-102	RECEIVER-TRANSMITTE5H2	EA	1
13	15	PAOZZ	5310-00-807-1474	96906	MS21042L3	NUT5H2	EA	4
13	16	PAODD	5821-00-050-8168	80058	PP-3702/ARC-102	POWER INVERTER MOUN5H2	EA	1
13	17	PAOZZ	5895-00-914-3991	80058	TS-1843/APX	TEST SET5H2	EA	1
13	18	PAOZZ	5895-00-895-4410	80058	MT-3513/APX	MOUNT5H2	EA	1
13	20	PAOZZ	5340-00-584-6556	96906	MS21919WDG10	CLAMP, LOOP5H2	EA	2
13	21	PAOHH	5895-00-063-9498	80058	MT-3809/APX-72	MOUNT, TRANSPONDER5H2	EA	1
13	22	PAOZZ	5310-00-807-1468	96906	MS21042-4	NUT, SELF-LOCKING, EX5H2	EA	4
13	23	PAOZZ	5310-00-184-9001	88044	AN960PD416L	WASHER, FLAT5H2	EA	4
13	24	PAODD	5895-00-089-7179	80058	RT-859/APX-72	RECEIVER5H2	EA	1
13	25	PAOZZ	5305-00-719-5088	96906	MS51960-83	SCREW, MACHINE5H2	EA	4
13	26	PAOZZ	5975-00-935-9582	80058	MT-3949A/U	MOUNTING BASE, ELECT5H2	EA	1

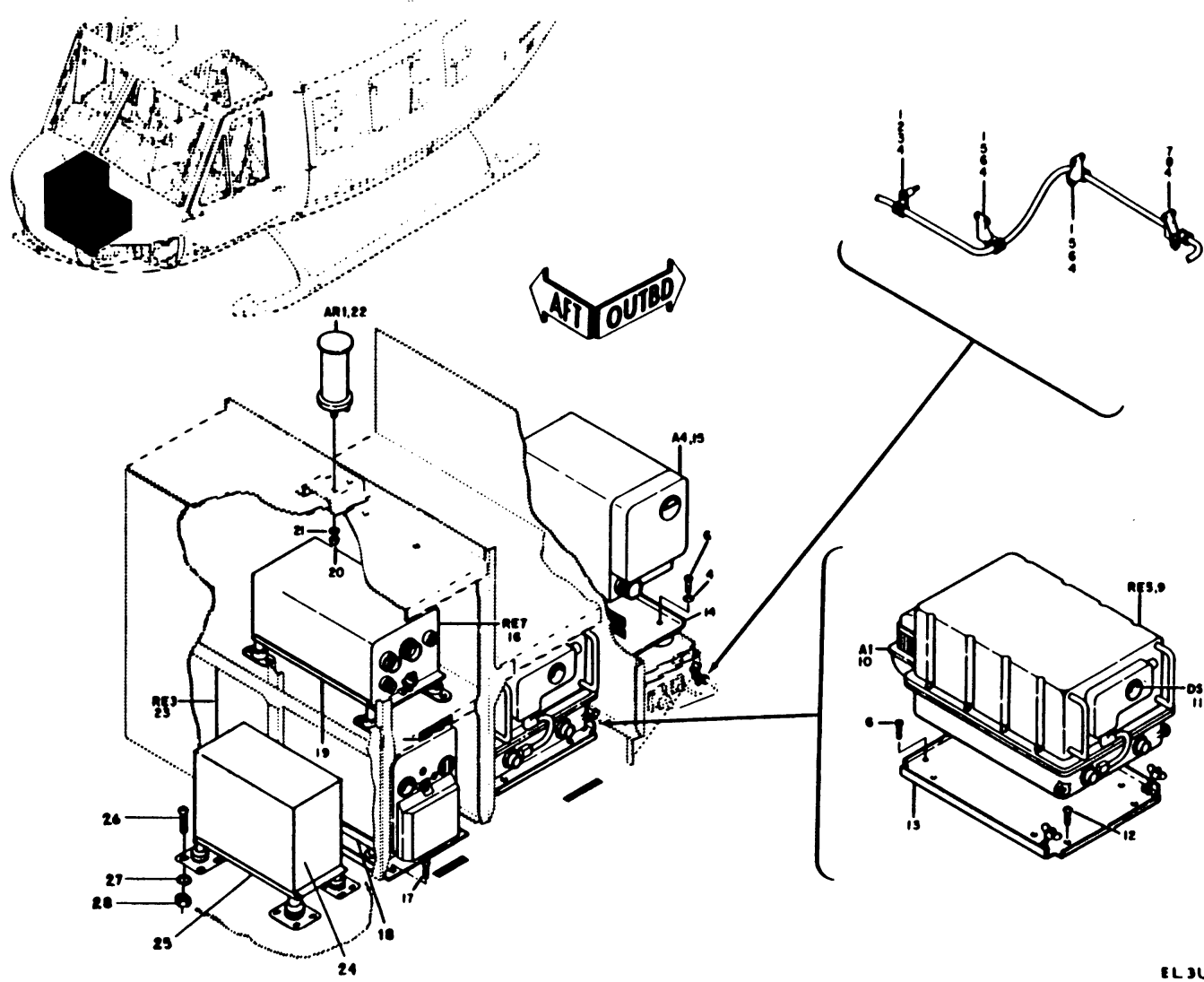


Figure 14. Electronics Equipment Configuration Army Model UH-1H and UH-1V With SLAE Communications Electrical and Radio (D).

SECTION II

TM 11-1520-210-20P-1

(1) ILLUSTRATION		(2)	(3)	(4)	(5)	(6)	(7)	(8)
(a) FIG NO.	(b) ITEM NO.	SMR CODE	NATIONAL STOCK NUMBER	FSCM	PART NUMBER	DESCRIPTION USABLE ON CODE	U/M	QTY INC IN UNIT
14	9	PAODD	5821-00-082-3927	80058	RT-742/ARC-51BX	RECEIVER.....5H2	EA	1
14	10	PAOZZ	5821-00-082-3701	80058	HD-615/ARC-51X	COOLER, AIR, ELECTRON.....5H2	EA	1
14	11	PAOZF	6625-00-892-5223	80058	ID-1003/ARC	INDICATOR, STANDING5H2	EA	1
14	13	PAOZH	5821-00-980-5789	80058	MT-2653/ARC	MOUNTING5H2	EA	1
14	14	PAOZZ	5810-00-937-1036	80058	MT-3802/ARC	MOUNTING5H2	EA	1
14	15	PDODD	5895-01-109-6410	80058	TSEC/KY-28	COMMUNICATION SECU5H2	EA	1
14	16	PAODD	5826-00-407-7300	80058	R-1388/ARN-82	RECEIVER, RADIO5H2	EA	1
14	17	PAOZZ	5305-00-889-3000	96906	MS35206-230	SCREW, MACHINE5H2	EA	8
14	18	PAOFF	5826-00-611-0865	80058	MT-1175/ARN-30A	MOUNT5H2	EA	1
14	19	PAOFF	5826-00-920-7108	80058	MT-3600/ARN-82	MOUNTING5H2	EA	1
14	20	PAOZZ	5310-00-934-9747	96906	MS35649-262	NUT, PLAIN, HEXAGON.....5H2	EA	1
14	21	PAOZZ	5310-00-579-0079	96906	MS35333-37	WASHER, LOCK5H2	EA	1
14	22	PAOZZ	6110-00-678-8507	80058	AM-3209/ASN	AMPLIFIER, ELECTRONI AM3209ASN.....5H2	EA	1
14	23	PAOHH	5821-00-082-3597	80058	RT-348/ARC-54	RECEIVER-TRANSMITTE5H2	EA	1
14	24	PAODA	5826-01-015-1457	80058	R-1963/ARN	RECEIVER, RADIO5H2	EA	1
14	25	PAOZF	5826-01-022-9257	80058	MT-4835/ARN	MOUNTING BASE, ELECT.....5H2	EA	1
14	26	PAOZZ	5305-00-059-3660	96906	MS51958-64	SCREW, MACHINE5H2	EA	16
14	27	PAOZZ	5310-00-619-1148	96906	MS15795-808	WASHER, FLAT5H2	EA	16
14	28	PAOZZ	5310-00-208-9255	96906	MS21044C3	NUT, SELF-LOCKING, HE.....5H2	EA	16

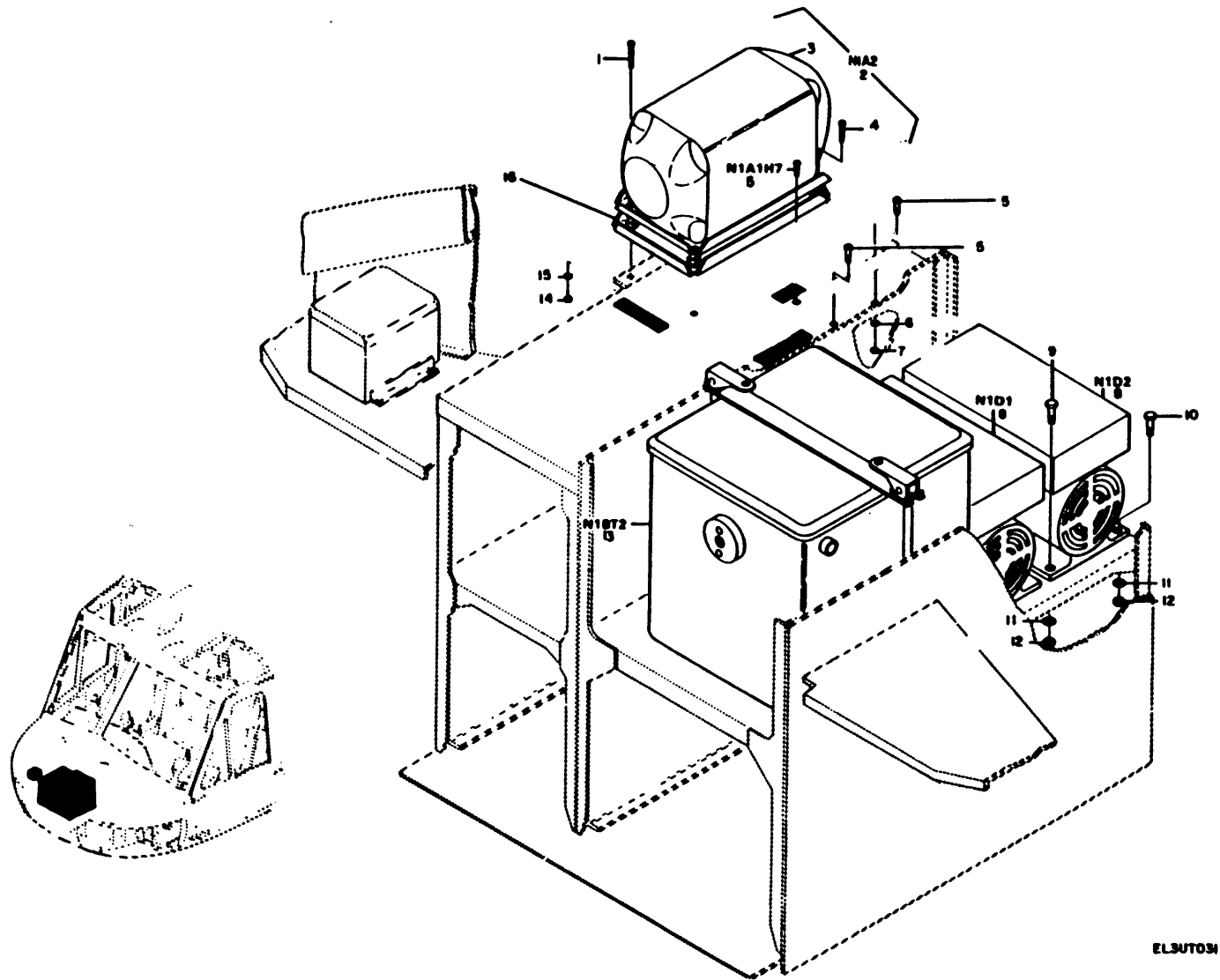


Figure 15. Electronics Equipment Configuration Army Model UH-1H and UH-1V With SLAE Communications Equipment Installation Electrical.

SECTION II

TM 11-1520-210-20P-1

(1) ILLUSTRATION		(2)	(3)	(4)	(5)	(6)	(7)	(8)
(a) FIG NO.	(b) ITEM NO.	SMR CODE	NATIONAL STOCK NUMBER	FSCM	PART NUMBER	DESCRIPTION USABLE ON CODE	U/M	QTY INC IN UNIT
15	1	PAOZZ	5305-00-993-2463	96906	MS35207-279	SCREW, MACHINE5H2	EA	2
15	2	PAOHD	6615-00-181-2719	78626	43550-2	GYROSCOPE, DISPLACEM.....5H2	EA	1
15	3	PAODD	6615-00-933-6037	35351	124623-01-14	GYROSCOPE, DISPLACEM.....5H2	EA	1
15	4	PAOZZ	5305-00-952-0760	96906	MS35207-277	SCREW, MACHINE5H2	EA	2
15	8	PDODD	6125-00-938-6539	80058	PU-543A	MOTOR-GENERATOR5H2	EA	1
15	9	PAOZZ	5306-00-656-0358	88044	AN3-6A	BOLT, MACHINE5H2	EA	6
15	10	PAOZZ	5306-00-151-0784	88044	AN3-10A	BOLT, MACHINE5H2	EA	2
15	11	PAOZZ	5310-00-167-0753	88044	AN960PD10L	WASHER, FLAT5H2	EA	8
15	12	PAOZZ	5310-00-807-1474	96906	MS21042L3	NUT5H2	EA	2
15	13	PAOFA	6140-00-046-1116	80058	BB-433A/A	BATTERY, STORAGE5H2	EA	1
15	14	PAOZZ	5310-00-807-1468	96906	MS21042-4	NUT, SELF-LOCKING, EX.....5H2	EA	2
15	15	PAOZZ	5310-00-184-9001	88044	AN960PD416L	WASHER, FLAT5H2	EA	2
15	16	PAOZZ	6615-00-168-0392	35351	148956-01	MOUNTING BASE, ELECT.....5H2	EA	1

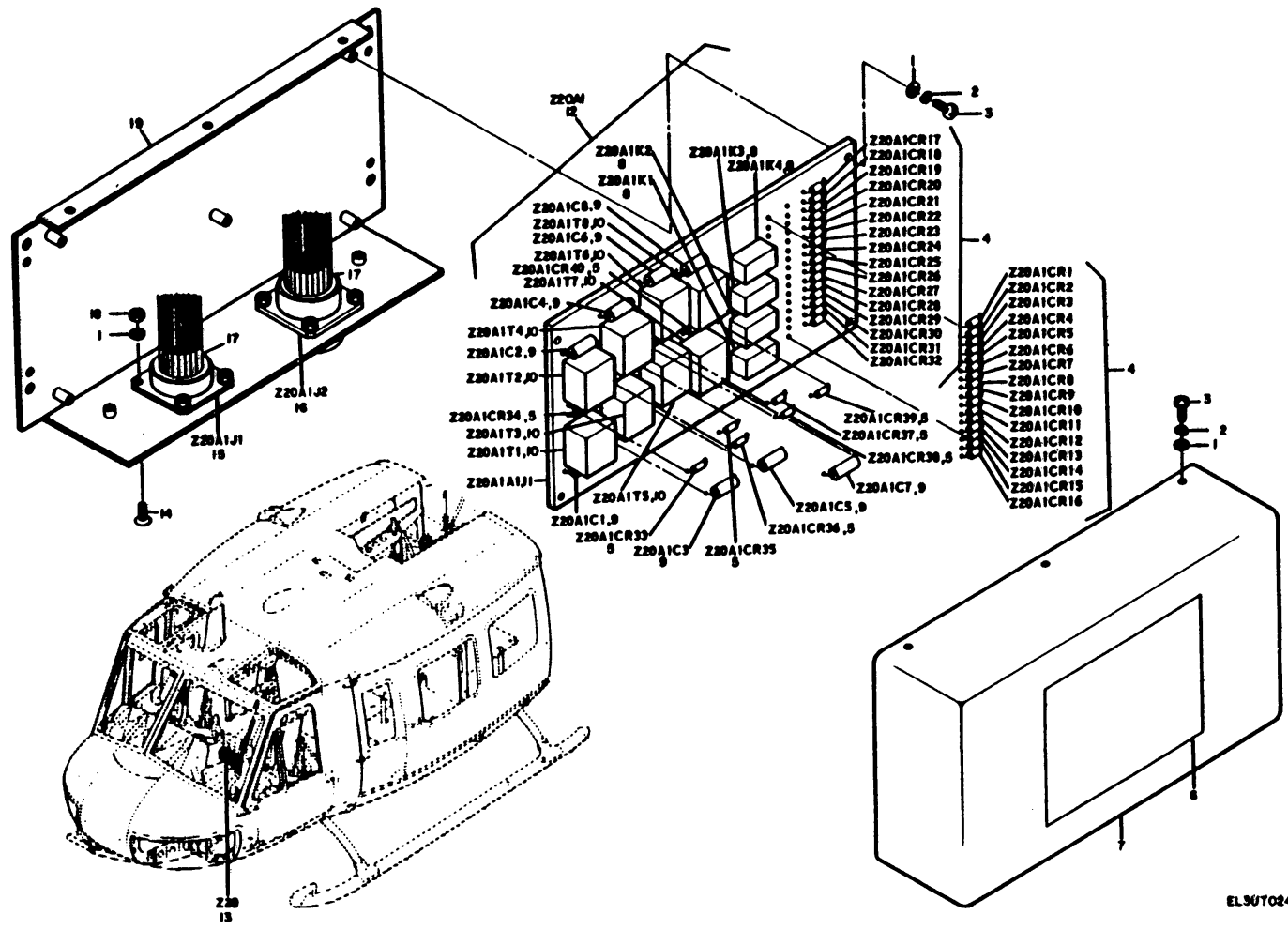
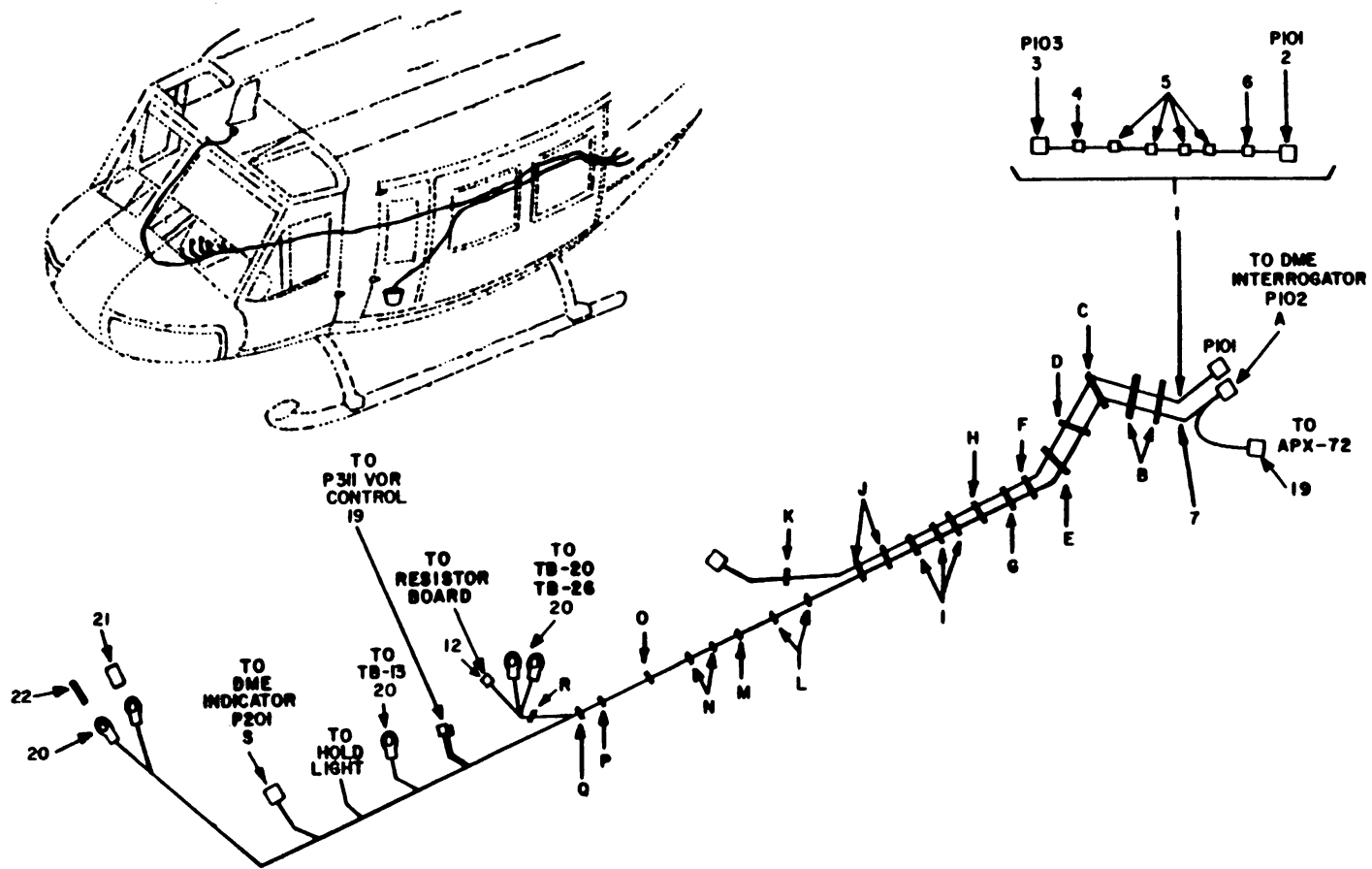


Figure 16. Electronics Equipment Configuration Army Model UH-1H and UH-1V With SLAE Communications Audio Threshold Set.

SECTION II

TM 11-1520-210-20P-1

(1) ILLUSTRATION		(2)	(3)	(4)	(5)	(6)	(7)	(8)
(a) FIG NO.	(b) ITEM NO.	SMR CODE	NATIONAL STOCK NUMBER	FSCM	PART NUMBER	DESCRIPTION USABLE ON CODE	U/M	QTY INC IN UNIT
16	13	PAOHH	5821-01-062-8195	80058	MD-1047/ARC	GROUP 0804 AUDIO THRESHOLD SET DISCRIMINATOR, DISCR MD1047/ARC5H2	EA	1



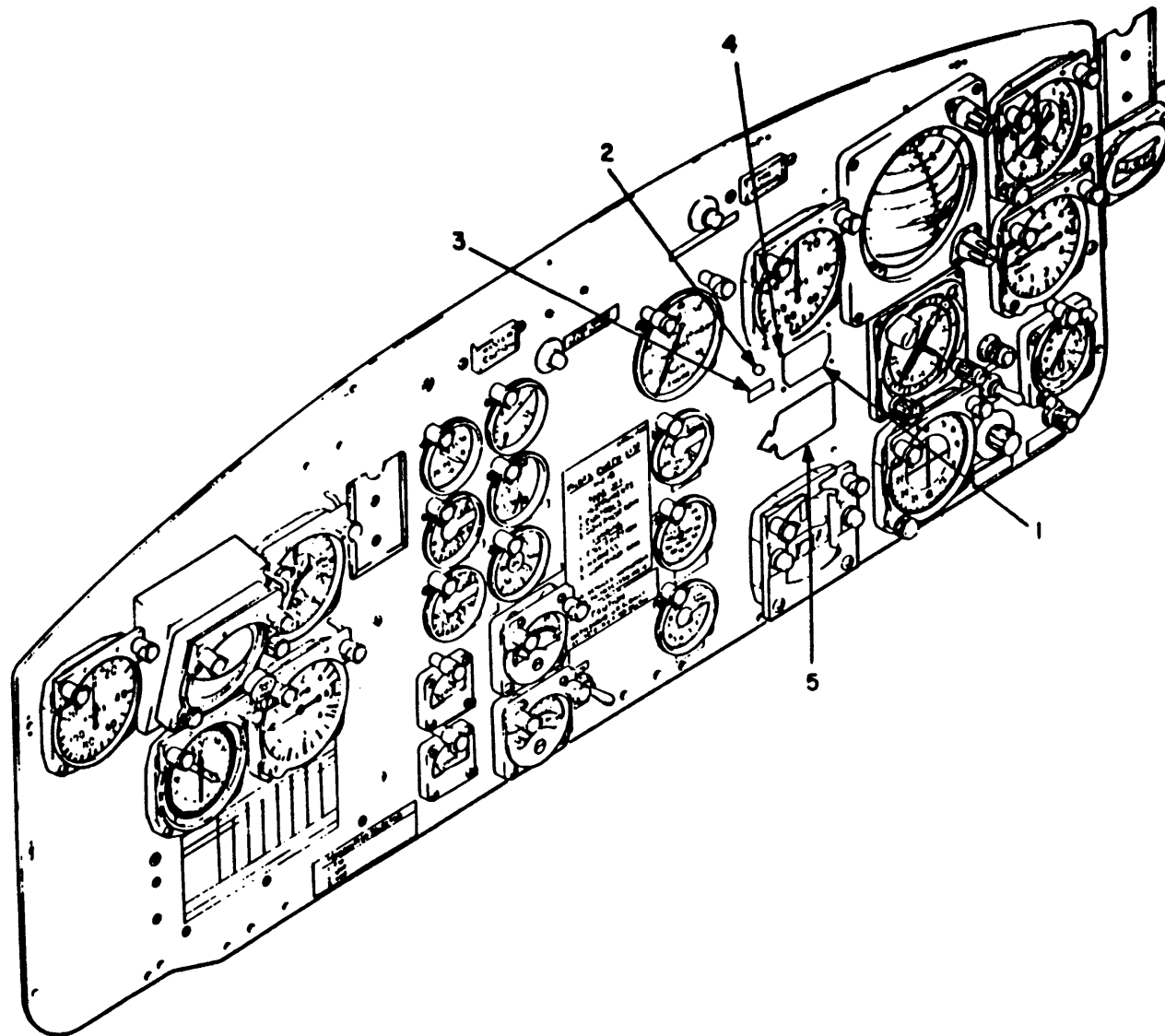
EL3UT201

Figure 17. Electronics Equipment Configuration Army Model UH-1H and UH-1V With SLAE Communications Antenna

SECTION II

TM 11-1520-210-20P-1

(1) ILLUSTRATION		(2)	(3)	(4)	(5)	(6)	(7)	(8)
(a) FIG NO.	(b) ITEM NO.	SMR CODE	NATIONAL STOCK NUMBER	FSCM	PART NUMBER	DESCRIPTION USABLE ON CODE	U/M	QTY INC IN UNIT
17	6	PAOZZ	5305-00-066-7327	96906	MS24693-C28	GROUP 1702 ANTENNA		
17	7	PAODD		88044	AT-741A/A	SCREW, MACHINE.....ETC ANTENNA.....ETC	EA EA	6 1



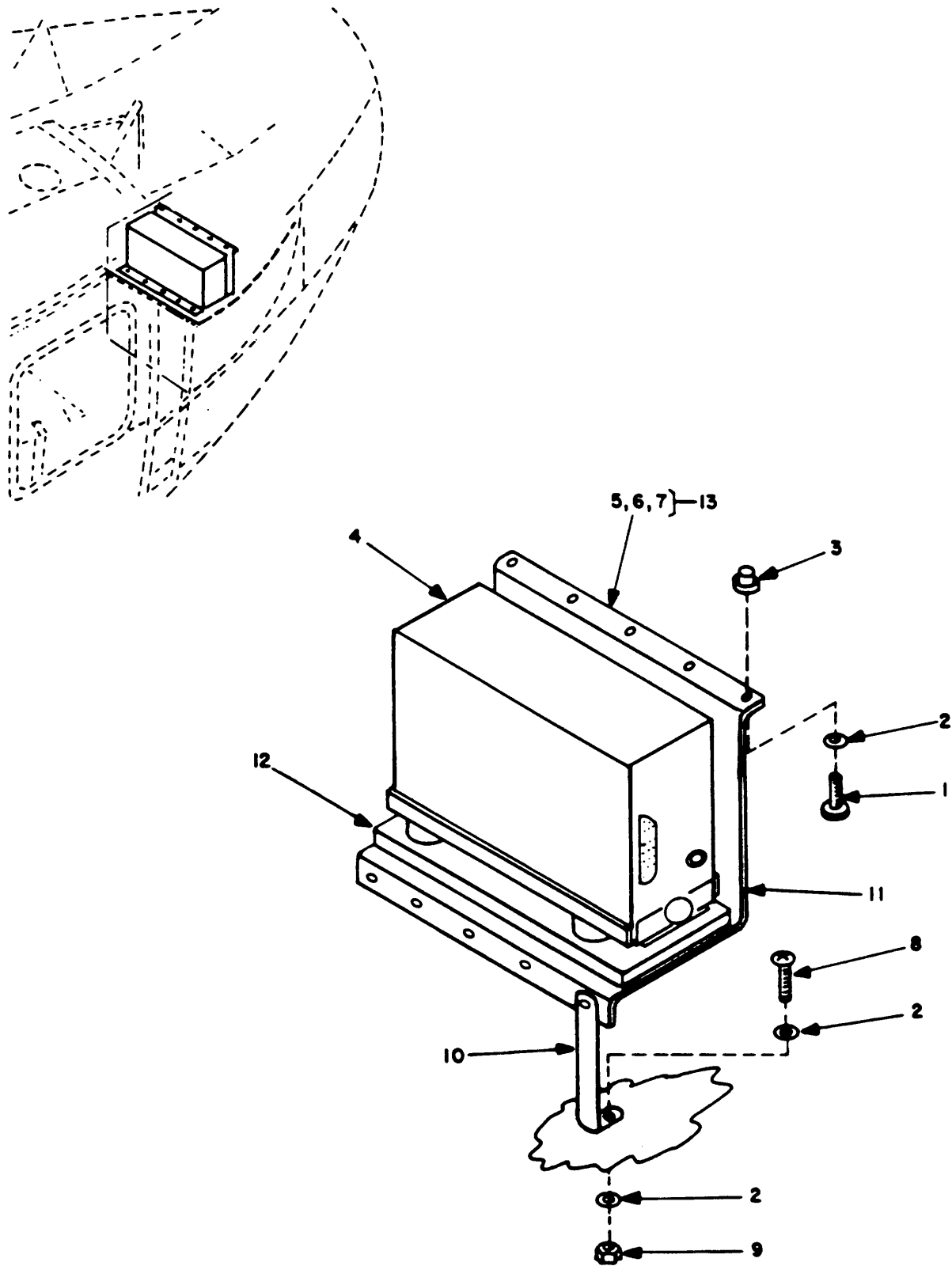
EL3UT209

Figure 18. Electronics Equipment Configuration Army Model UH-1H and UH-1V With SLAE Communications Instrument Panel.

SECTION II

TM 11-1520-210-20P-1

(1) ILLUSTRATION		(2)	(3)	(4)	(5)	(6)	(7)	(8)
(a) FIG NO.	(b) ITEM NO.	SMR CODE	NATIONAL STOCK NUMBER	FSCM	PART NUMBER	DESCRIPTION USABLE ON CODE	U/M	QTY INC IN UNIT
18	1	PAODD		13490	ID-2192/ARN-124	GROUP 1704 INSTRUMENT PANEL INDICATOR, ARN-124ETC	EA	1



EL 3UT210

Figure 19. Electronics Equipment Configuration Army Model UH-1H and UH-1V With SLAE Communications Interrogator.

SECTION II

TM 11-1520-210-20P-1

(1) ILLUSTRATION		(2)	(3)	(4)	(5)	(6)	(7)	(8)
(a) FIG NO.	(b) ITEM NO.	SMR CODE	NATIONAL STOCK NUMBER	FSCM	PART NUMBER	DESCRIPTION USABLE ON CODE	U/M	QTY INC IN UNIT
19	4	PAOZZ	5826-01-066-8600	80058	RT-1294/ARN-124	GROUP 1705 INTERROGATOR RECEIVER-TRANSMITTERETC	EA	1

SECTION IV

NATIONAL STOCK NUMBER AND PART NUMBER INDEX

TM 11-1520-210-20P-1

STOCK NUMBER	FIGURE NO.	ITEM NO.	STOCK NUMBER	FIGURE NO.	ITEM NO.
5821-00-019-8405	9	17	5305-00-638-0502	12	10
5821-00-050-8168	13	16	5306-00-656-0358	15	9
5305-00-054-6659	12	3	6110-00-678-8507	14	22
5305-00-054-6660	12	4	5895-00-668-7626	8	7
5305-00-054-6662	12	15	1560-00-701-9889	6	7
5305-00-059-3660	14	26	5305-00-719-5088	13	25
5305-00-059-8256	12	12	5826-00-739-4479	1	18
5810-00-061-3386	13	1	5826-00-740-5100	8	3
5895-00-063-9498	13	21	5310-00-807-1468	13	22
5999-00-064-1674	7	7	5310-00-801-1468	15	14
5305-00-066-7327	17	6	5310-00-807-1473	6	12
5305-00-071-1323	6	2	5310-00-807-1473	13	7
5305-00-071-1325	6	1	5310-00-807-1474	5	22
5821-00-082-3597	14	23	5310-00-807-1474	13	6
5821-00-082-3599	9	6	5310-00-807-1474	13	15
5821-00-082-3701	14	10	5310-00-807-1414	15	12
5821-00-082-3927	14	9	5826-00-849-0293	12	11
5821-00-082-3928	9	18	5305-00-889-3000	14	17
5985-00-082-3989	1	9	5985-00-892-0895	5	30
9855-00-082-3991	1	7	6625-00-892-5223	14	11
5305-00-088-9044	3	31	5895-00-895-4175	6	8
5895-00-088-9044	8	4	5895-00-895-4175	7	5
5895-00-089-4403	9	20	5895-00-895-4175	9	8
5895-00-089-7179	13	24	5895-00-895-4410	13	18
5985-00-089-8048	6	3	5826-00-897-4889	12	7
5826-00-106-1722	12	8	5310-00-905-5159	1	8
5999-00-137-5066	7	2	5895-00-914-3991	13	17
5826-00-149-1399	9	22	5826-00-920-7107	09	21
5306-00-151-0784	15	10	5826-00-920-7108	14	19
6150-00-163-1231	7	6	5305-00-924-8224	2	2
5310-00-167-0753	3	19	5305-00-925-9674	7	14
5310-00-167-0753	5	3	5821-00-926-7230	9	7
5310-00-161-0753	6	5	6615-00-933-6037	15	3
5310-00-167-0753	8	2	5310-00-934-9747	14	20
5310-00-167-0753	13	5	5821-00-935-5072	9	19
5310-00-161-0753	15	11	5975-00-935-9582	13	26
5985-00-161-7898	1	24	5985-00-937-0415	1	25
6615-00-167-9757	13	12	5810-00-931-1036	14	14
6615-00-168-0392	15	16	6125-00-938-6539	15	8
5340-00-178-7963	5	17	1560-00-939-7622	9	4
5841-00-181-0330	4	33	5305-00-952-0760	15	4
6615-00-181-2719	15	2	5305-00-954-8134	2	8
5821-00-184-6065	9	16	5305-00-957-7808	12	9
5310-00-184-9001	13	23	5305-00-957-7818	8	8
5310-00-184-9001	15	15	5821-00-980-5789	14	13
5310-00-184-9002	6	13	5305-00-984-4984	13	3
5310-00-184-9002	13	8	5305-00-984-4988	10	16
5310-00-187-2398	13	2	5305-00-984-6193	1	6
5140-00-205-6301	5	6	5305-00-984-6194	13	9
5310-00-208-4736	12	5	5826-00-985-9173	6	16
5310-00-208-9255	3	5	5826-00-985-9174	9	9
5310-00-208-9255	14	28	5305-00-989-7434	1	11
5340-00-286-9443	7	13	5305-00-989-7434	5	4
5826-00-402-5317	12	8	5305-00-989-7434	06	4
5826-00-407-7300	14	16	5305-00-989-7434	8	1
6605-00-487-4773	2	1	5305-00-989-7434	13	4
5310-00-576-5752	3	32	5305-00-989-7434	13	13
5310-00-576-5752	8	5	5305-00-993-2463	15	1
5310-00-579-0079	10	15	5826-00-994-1578	13	10
5310-00-579-0079	14	21	1560-00-994-5646	9	14
5340-00-584-6556	13	20	5826-01-015-1574	14	24
5821-00-604-3307	13	14	5826-01-022-9257	14	25
5985-00-607-6137	3	30	6140-01-046-1116	15	13
5985-00-607-6131	8	6	5841-01-058-7873	12	13
5826-00-611-0865	14	18	5841-01-058-7994	12	1
5310-00-619-1148	14	27	5821-01-062-8195	16	13
5305-00-622-9478	6	14	5826-01-066-8600	19	4
5915-00-631-5029	11	10	5895-01-109-6410	14	15

FSCM	PART NUMBER	FIGURE NO.	ITEM NO.	FSCM	PART NUMBER	FIGURE NO.	ITEM NO.
80058	AM-3209/ASN	14	22	88044	AN960PD10L	06	5
80058	AN/ARC-114	09	16	88044	AN960PD10L	08	2
80058	AN/ARC115	09	19	88044	AN960PD10L	13	5
88044	AN3-10A	15	10	88044	AN960PD10L	15	11
88044	AN3-6A	15	9	88044	AN96P04-16L	13	23
88044	AN960PD103	03	19	88044	AN960PD416L	15	15
88044	AN960PD10L	05	3	88044	AN960PD6L	13	2

SECTION IV

NATIONAL STOCK NUMBER AND PAT NUMBER INDEX

TM 11-1520-210-20P-1

FSCM	PART NUMBER	FIGURE NO.	ITEM NO.	FSCM	PART NUMBER	FIGURE NO.	ITEM NO.
88044	AN960PD8L	6	13	96906	MS35207-263	8	1
88044	AN960PD8L	13	8	96906	MS35207-263	13	4
80058	AS-1304/ARN	1	18	96906	MS35207-263	13	13
80058	AS-1703/AR	1	7	96906	MS35207-277	15	4
80058	AS-1863/ARN-83	6	16	96906	MS35207-279	15	1
80058	AS-1922A/ARC	6	3	96906	MS35214-28	12	10
80058	AS-2595/APN-194	4	33	96906	MS35214-31	12	12
80058	AT-1108/ARC	5	30	96906	MS35215-27	2	8
80058	AT-640A/ARN	3	30	96906	MS35265-49	6	14
8(058	AT-640A/ARN	8	6	96906	MS35273-20	2	2
88044	AT-741A/A	17	7	96906	M535333-37	10	15
80058	AT-884/APX-44	8	7	96906	MS35333-37	14	21
80058	BB-433A/A	15	13	96906	MS35333-39	3	32
80058	C-3835/ARC-54	9	6	96906	MS35333-39	8	5
80058	C-3940/ARC-94	9	17	96906	MS35335-87	1	8
80058	C-6280/APX	9	20	96906	MS35649-262	14	20
80058	C-6287/ARC-51BX	9	18	96906	MS51957-35	12	3
80058	C-6533/ARC	6	8	96906	MS51957-36	12	4
80058	C-6533/ARC	7	5	96906	MS51957-38	12	15
80058	C-6533/ARC	9	8	96906	MS51958-64	14	26
80058	C-6873/ARC-82	9	21	96906	MS51960-66	6	2
80058	C-6873B/ARN-82	9	22	96906	MS51960-68	6	1
80058	C-6899/ARN-83	9	9	96906	MS51960-83	13	25
80058	C-8157/ARC	9	7	80005	MT-1175/ARN-30A	14	18
80058	CN-405/ASN	2	1	80058	MT-2653/ARC	14	13
80058	CM-998B/ASN-43	13	12	80058	MT-3513/APX	13	18
80058	CU-1658/A	1	24	80058	MT-3600/ARN-62	14	19
80058	CU-942/ARC-54	1	9	80058	MT-3785A5	1	25
80058	HD-615/ARC-51X	14	10	80058	MT-3802/ARC	14	14
80058	ID-1003/ARC	14	11	80058	MT-3809/APX-72	13	21
80058	ID-1347/ARN-82	12	8	80058	MT-3949A/U	13	26
80058	ID-1347C/ARN-82	12	8	80058	MT-4835/ARN	14	25
80058	ID 1917/APN-209	12	1	81349	M39029-1-16-20	7	2
13499	ID-2192/ARN-124	18	1	24446	M80P16018C6	5	29
80058	ID-998/ASN	12	7	80205	NAS487-15	12	5
98230	KIT/IATSEC	13	1	95987	NW10-4373	3	20
80058	MD-1047/ARC	16	13	80058	PP-3702/ARC-102	13	16
96906	MS15795-808	14	27	83058	PU-543A	15	8
96906	MS21042-4	13	22	80058	R-1388/ARN-82	14	16
96906	NS21042-4	15	14	80058	R-1391/ARN-83	13	10
96906	MS21042L08	6	12	80058	R.-1963/ARN	14	24
96906	MS21042L08	13	7	80058	RT-1115/APN-209	12	13
96906	MS21042L3	5	22	80058	RT-1294/ARN-124	19	4
96906	MS21042L3	13	6	80058	RT-348/ARC-54	14	23
96906	MS21042L3	13	15	80058	RT-698/ARC-102	13	14
96906	MS21042L3	15	12	80058	RT-742/ARC-51BX	14	9
96906	MS21044C3	3	5	80058	RT-859/APX-72	13	24
96906	MS21044C3	14	28	80058	TS-1843/APX	13	17
96906	MS21919DG4	5	6	80058	TSEC/KY-28	14	15
96906	MS21919WDG10	13	20	73949	X942-2	8	29
96906	MS21919WDG9	7	13	81312	100-2020S	7	7
96906	MS24693-C28	17	6	97499	120-055-1-16	7	6
96906	MS24693-273	1	19	35351	124623-01-14	15	3
96906	MS24693BB33	12	9	35351	148956-0	15	16
96906	MS24693S27	8	8	97499	1560-UH1-805	3	18
96906	MS27039-1-10	7	14	81996	1560-UH1-886	12	2
96906	MS27130-CR88	12	6	81996	1560-UH1-887	12	14
96906	MS27977-268	6	6	97499	204-060-956-1	6	7
96906	M28027-2	12	11	97499	204-075-266-1	9	4
96906	MS35206-227	13	3	97499	204-075-266-29	9	12
96906	MS35206-228	10	16	97499	204-075-266-37	9	14
96906	MS35206-230	14	17	97499	204-075-464-5	5	18
96906	MS3S206-245	1	6	97499	205-075-325-1	8	3
96906	MS35206-246	13	9	97499	212-075-328-3	11	10
96906	MS35207-260	3	31	97499	212-075-329-7	10	14
96906	MS35207-260	8	4	81349	2763TYPEC2	2	7
96906	MS35207-263	1	11	78626	43550-2	15	2
96906	MS35207-263	5	4	97499	70-005-1	5	17
96906	MS35207-263	6	4				

By Order of the Secretary of the Army:

E. C. MEYER
General, United States Army
Chief of Staff

Official:


ROBERT M. JOYCE
Major General, United States Army
The Adjutant General

Distribution:

To be distributed in accordance with DA Form 12-31, Organizational Maintenance Requirements for UH-1H Aircraft.

☆U.S. GOVERNMENT PRINTING OFFICE: 1993-342-421/80979

RECOMMENDED CHANGES TO EQUIPMENT TECHNICAL PUBLICATIONS

 <p style="font-style: italic; text-align: center;">THEN...JOT DOWN THE DOPE ABOUT IT ON THIS FORM. CAREFULLY TEAR IT OUT, FOLD IT AND DROP IT IN THE MAIL.</p>		SOMETHING WRONG WITH PUBLICATION	
		FROM: (PRINT YOUR UNIT'S COMPLETE ADDRESS)	
PUBLICATION NUMBER		DATE SENT	
PUBLICATION DATE		PUBLICATION TITLE	
BE EXACT PIN-POINT WHERE IT IS			
PAGE NO.	PARA- GRAPH	FIGURE NO.	TABLE NO.
<div style="text-align: center; font-weight: bold; margin-bottom: 20px;">IN THIS SPACE, TELL WHAT IS WRONG AND WHAT SHOULD BE DONE ABOUT IT.</div> <div style="border-top: 1px dashed black; height: 50px; width: 100%;"></div>			
PRINTED NAME, GRADE OR TITLE AND TELEPHONE NUMBER			SIGN HERE

The Metric System and Equivalents

Linear Measure

1 centimeter = 10 millimeters = .39 inch
 1 decimeter = 10 centimeters = 3.94 inches
 1 meter = 10 decimeters = 39.37 inches
 1 dekameter = 10 meters = 32.8 feet
 1 hectometer = 10 dekameters = 328.08 feet
 1 kilometer = 10 hectometers = 3,280.8 feet

Weights

1 centigram = 10 milligrams = .15 grain
 1 decigram = 10 centigrams = 1.54 grains
 1 gram = 10 decigrams = .035 ounce
 1 decagram = 10 grams = .35 ounce
 1 hectogram = 10 decagrams = 3.52 ounces
 1 kilogram = 10 hectograms = 2.2 pounds
 1 quintal = 100 kilograms = 220.46 pounds
 1 metric ton = 10 quintals = 1.1 short tons

Liquid Measure

1 centiliter = 10 milliliters = .34 fl. ounce
 1 deciliter = 10 centiliters = 3.38 fl. ounces
 1 liter = 10 deciliters = 33.81 fl. ounces
 1 dekaliter = 10 liters = 2.64 gallons
 1 hectoliter = 10 dekaliters = 26.42 gallons
 1 kiloliter = 10 hectoliters = 264.18 gallons

Square Measure

1 sq. centimeter = 100 sq. millimeters = .155 sq. inch
 1 sq. decimeter = 100 sq. centimeters = 15.5 sq. inches
 1 sq. meter (centare) = 100 sq. decimeters = 10.76 sq. feet
 1 sq. dekameter (are) = 100 sq. meters = 1,076.4 sq. feet
 1 sq. hectometer (hectare) = 100 sq. dekameters = 2.47 acres
 1 sq. kilometer = 100 sq. hectometers = .386 sq. mile

Cubic Measure

1 cu. centimeter = 1000 cu. millimeters = .06 cu. inch
 1 cu. decimeter = 1000 cu. centimeters = 61.02 cu. inches
 1 cu. meter = 1000 cu. decimeters = 35.31 cu. feet

Approximate Conversion Factors

<i>To change</i>	<i>To</i>	<i>Multiply by</i>	<i>To change</i>	<i>To</i>	<i>Multiply by</i>
inches	centimeters	2.540	ounce-inches	Newton-meters	.007062
feet	meters	.305	centimeters	inches	.394
yards	meters	.914	meters	feet	3.280
miles	kilometers	1.609	meters	yards	1.094
square inches	square centimeters	6.451	kilometers	miles	.621
square feet	square meters	.093	square centimeters	square inches	.155
square yards	square meters	.836	square meters	square feet	10.764
square miles	square kilometers	2.590	square meters	square yards	1.196
acres	square hectometers	.405	square kilometers	square miles	.386
cubic feet	cubic meters	.028	square hectometers	acres	2.471
cubic yards	cubic meters	.765	cubic meters	cubic feet	35.315
fluid ounces	milliliters	29.573	cubic meters	cubic yards	1.308
pints	liters	.473	milliliters	fluid ounces	.034
quarts	liters	.946	liters	pints	2.113
gallons	liters	3.785	liters	quarts	1.057
ounces	grams	28.349	liters	gallons	.264
pounds	kilograms	.454	grams	ounces	.035
short tons	metric tons	.907	kilograms	pounds	2.205
pound-feet	Newton-meters	1.356	metric tons	short tons	1.102
pound-inches	Newton-meters	.11296			

Temperature (Exact)

°F	Fahrenheit temperature	5/9 (after subtracting 32)	Celsius temperature	°C
----	---------------------------	-------------------------------	------------------------	----

PIN: 035256-000