

**TECHNICAL MANUAL**

**DIRECT SUPPORT AND GENERAL SUPPORT MAINTENANCE  
REPAIR PARTS AND SPECIAL TOOLS LIST  
(INCLUDING DEPOT MAINTENANCE REPAIR PARTS AND SPECIAL TOOLS)**

**FOR**

**ELECTRONIC EQUIPMENT CONFIGURATION ARMY MODELS**

**UH-ID (NSN 1520-00-859-2670),**

**UH-IH (NSN 1520-00-087-7637),**

**UH-IV (NSN 1520-01-043-4949)**

**AND**

**(EH-1X AIRCRAFT) (NSN 1520-01-042-9396)**

**HELICOPTERS**

**This copy is a reprint which includes current  
pages from Change 1.**

---

**HEADQUARTERS, DEPARTMENT OF THE ARMY**

**17 MAY 1985**



Change

HEADQUARTERS  
DEPARTMENT OF THE ARMY  
Washington, DC, 15 August 1991

No. 1

ORGANIZATIONAL MAINTENANCE REPAIR PARTS AND SPECIAL TOOLS LISTS  
FOR  
ELECTRONIC EQUIPMENT CONFIGURATION ARMY MODELS  
UH-1D (NSN 1520-00-859-2670)  
UH-1H (NSN 1520-00-087-7637)  
UH-1V (NSN 1520-01-043-4949)  
AND  
EH-1X (AIRCRAFT) (NSN 1520-01-042-9396)  
HELICOPTERS

TM 11-1520-210-20P, 17 MAY 1985, is changed as follows:  
1. Remove and insert pages as indicated below. An asterisk in the left margin of the Parts list indicates a change in the line item.

REMOVE PAGES

5  
6  
4-1 and 4-2  
5-1 and 5-2  
6-1 and 6-2  
7-1  
8-1 and 8-2  
10-1 and 10-2  
11-1 and 11-2  
12-1 and 12-2  
20-1 and 20-2  
22-1 and 22-2  
23-1 and 23-2

INSERT PAGES

5  
6  
4-1 and 4-2  
5-1 and 5-2  
6-1 and 6-2  
7-1 and 7-2  
8-1 and 8-2  
10-1 and 10-2  
11-1 and 11-2  
12-1 and 12-2  
20-1 and 20-2  
22-1 and 22-2  
23-1 and 23-2

Distribution authorized to the Department of Defense and DOD contractors only for official use or for administrative or operational purposes. This determination was made on 15 April 1900. Other requests for this document will be referred to Commander, US Army Communications-Electronics Command and Fort Monmouth, ATTN: AMSEL-LC-ME-P, Fort Monmouth, NJ 07703-6000.

DESTRUCTION NOTICE - Destroy by any method that will prevent disclosure of contents or reconstruction of the document.

24-1 and 24-2  
25-1 and 25-2  
26-1 and 26-2  
27-1 and 27-2  
33C-1  
Fig 34  
56-1  
57  
57-1 and 57-2  
61-1  
Fig 62  
62-1 and 62-2  
66-1  
Fig 67  
67-1 and 67-2  
Fig 68  
74-1  
Fig 75  
76-1  
Fig 77  
84-1 thru 84-3  
Fig 85  
85-1 thru 85-3  
86-1 and 86-2  
87-1  
88-1 and 88-2  
89-1 and 89-2  
90-1 thru 90-3  
91-1 thru 91-3  
Fig 91B  
152-1 and 152-2  
153-1 and 153-2

24-1 and 24-2  
25-1 and 25-2  
26-1 and 26-2  
27-1 and 27-2  
33C-1  
Fig 34  
56-1 and 56-2  
57  
57-1 and 57-2  
61-1 and 61-2  
Fig 62  
62-1 and 62-2  
66-1 and 66-2  
Fig 67  
67-1 thru 67-3  
Fig 68  
74-1 and 74-2  
Fig 75  
76-1  
Fig 77  
84-1 thru 84-3  
Fig 85  
85-1 thru 85-3  
86-1 thru 86-3  
87-1  
88-1 thru 88-3  
89-1 thru 89-3  
90-1 thru 90-3  
91-1 thru 91-3  
Fig 91B  
152-1 and 152-2  
153-1 and 153-2

2. File this change sheet in front of the publication for reference purposes.

By Order of the Secretary of the Army:

CARLE.VUONO  
*General, United States Army*  
*Chief of Staff*

Official:

PATRICIA P. HICKERSON  
*Colonel United States Army*  
*The Adjutant General*

DISTRIBUTION:

To be distributed in accordance with DA Form 12-31-E,  
block 1542, Unit Maintenance requirements for  
TM 11-1520-210-20P.



**ORGANIZATIONAL MAINTENANCE REPAIR PARTS AND SPECIAL TOOLS LISTS  
FOR**

**ELECTRONIC EQUIPMENT CONFIGURATION ARMY MODELS**

**UH-1D (NSN 1520-00-859-2670),**

**UH-1H (NSN 1520-00-087-7637),**

**UH-1V (NSN 1520-01-043-4949)**

**AND**

**EH-1X (AIRCRAFT) (NSN 1520-01-042-9396)**

**HELICOPTERS**

Current as of 16 January 1985

**REPORTING ERRORS AND RECOMMENDING IMPROVEMENTS**

You can help improve this manual. If you find any mistakes or if you know of a way to improve the procedures, please let us know. Mail your letter, DA Form 2028 (Recommended Changes to Publications and Blank Forms), or DA Form 2028-2 located in back of this manual direct to: Commander, US Army Communications-Electronics Command and Fort Monmouth, ATTN: AMSEL-ME-MP, Fort Monmouth, NJ 07703-5007.

In either case, a reply will be furnished direct to you.

**Table of Contents**

		Page	Illus Figure
SECTION	I. Introduction . . . . .	1	
	II. Repair Parts List . . . . .	1	
GROUP	00 Electronics Equipment Configuration Army Model UH-ID and UH-1H Helicopters . . . . .	1-1	
	01 Communications Installation, Aft Section 63-8739 thru 63-8859 . . . . .	1-1	1
	Communications Installation, Aft Section 63-12956 thru 63-13002 . . . . .	2-1	2
	Communications Installation, Aft Section 64-13492 thru 64-13901 . . . . .	3-1	3
	Communications Installation, Aft 65-9665 thru 65-12895, 66-746 thru 66-17144, 68-8574 thru 68-8577 . . . . .	4-1	4
	Communications Installation, Aft 67-17145 thru 67-19537 . . . . .	5-1	5
	Communications Installation, Aft 68-15214 thru 70-15932 . . . . .	6-1	6
	02 Communications Installation, Forward Section 62-12351 thru 62-12372 . . . . .	7-1	7
	Communications Installation, Forward Section 63-8739 thru 63-8803 . . . . .	8-1	8
	Communications Installation, Forward Section 63-8804 thru 63-13002 (No parts authorized)		
	Communications Installation, Forward Section 64-13492 thru 66-16448 . . . . .	10-1	10
	Communications Installation, Aft Section 65-9565 thru 65-12895 . . . . .	11-1	11
	Communications Installation, Forward Section . . . . .	12-1	12
	Communications Installation, Forward Section 65-9565 thru 65-12895 . . . . .	13-1	13
	Communications Cable Installation, Forward Section . . . . .	14-1	14
	Communications Antenna and Cable Installation, Forward Section . . . . .	15-1	15
	Communications Installation, Forward Section UH-ID . . . . .	16-1	16
	Communications Installation, Forward Section 67-17145 thru 67-17312 . . . . .	17-1	17
	Communications Installation, Forward Section 67-17145 thru 67-19537 Switch and Cable Assembly . . . . .	18-1	18
	Communications Installation, Forward Section 67-17145 thru 67-19537 . . . . .	19-1	19
	Communications Installation, 67-17145 thru 67-19537 Antenna and Terminal Board Assembly . . . . .	20-1	20
	Communications Installation, Forward Section 68-15214 thru 68-15778, 68-16050 thru 69-15546 . . . . .	21-1	21
	Communications Installation, Forward Section 66-15214 thru 70-15932 . . . . .	22-1	22
	Communications Installation, Forward Section 62-12372,63-8739 thru 63-13002, 64-13492 thru 64-13901 . . . . .	23-1	23
	Communications Installation, Forward Section 65-9665 thru 65-12895 . . . . .	24-1	24
	Communications Installation, Roof Section . . . . .	25-1	25
	Communications Installation, Forward Section 68-15214 thru 68-15778, 68-16050 thru 70-15932 . . . . .	26-1	26
	Communications Installation, Nose Section . . . . .	27-1	27

\*This manual supersedes TM 11-1520-210-20P, 4 May 1978, including Change, 25 February 1982.

Table of Contents-Continued

		Page	Illus Figure
GROUP	Communications Installation, Forward Section 63-8739 thru 63-13002 . . . . .	28-1	28
	Communications Installation, Forward Section 64-13492 thru 64-13901 . . . . .	29-1	29
	Communications Installation, Forward Section Cabling 65-9665 thru 65-12895 . . . . .	30-1	30
	Communications Installation, Nose Section Left Side . . . . .	31-1	31
	Communications Installation, Forward Section Cabling 76-17145 thru 67-19537 . . . . .	32-1	32
	Communications Installation, Forward Section 68-15214 thru 70-15932 . . . . .	33-1	33
	Communications Installation, Forward Section 66-746 thru 70-16513 . . . . .	33A-1	33A
	Electronics Equipment Configuration Army Model UH-IH and UH-IV with SLAE Communications Installation Forward Nose Section (C) . . . . .	33B-1	33B
	Instrument Panel Assembly . . . . .	33C-1	33C
GROUP 03	Communications Installation Pedestal Box and Control Panel 62-12351 thru 62-12372 . . . . .	34-1	34
	Control Panel, Emergency Communications . . . . .	35-1	35
	Control Panel, Emergency VHF Transmitter . . . . .	36-1	36
	Communications Installation, Forward Section, Pedestal, Junction Box and Control Panel . . . . .	37-1	37
	Communications Installation, Pedestal, Junction Box and Control Panel 62-12351 thru 62-12372 . . . . .	38-1	38
	Communications Installation, Pedestal, Junction Box and Control Panel, Cable Assembly 62-12351 thru 62-12372 . . . . .	39-1	39
	Communications Installation, Forward Section, Pedestal, Junction Box and Control Panel 62-12351 thru 62-12372 . . . . .	40-1	40
	Communications Installation Pedestal, Junction Box and Control Panel, Radio . . . . .	41-1	41
	Communications Installation Pedestal, Junction Box and Control Panel 63-8739 thru 63-13002 . . . . .	42-1	42
	Communications Installation Pedestal, Junction Box, and Control Panel . . . . .	43-1	43
	Communications Installation Pedestal, Junction Box and Control Panel, Cable Assembly 63-8739 thru 63-13002 . . . . .	44-1	44
	Communications Installation Pedestal, Junction Box and Control Panel 63-9739 thru 63-13002 . . . . .	45-1	45
	Communications Installation Pedestal, Junction Box and Control Panel, Assembly 64-13492 thru 64-13901 . . . . .	46-1	46
	Communications Installation Pedestal, Junction Box and Control Panel, Terminal Board 64-13492 thru 64-13901 . . . . .	47-1	47
	Communications Installation Pedestal, Junction Box and Control Panel, Circuit Card Assembly 64-13492 thru 64-13901 . . . . .	48-1	48
	Communications Installation Pedestal, Junction Shell, and Control Panel, 64-13492 thru 64-13901 . . . . .	49-1	49
	Communications Installation Pedestal, Junction Box and Control Panel 64-13492 thru 64-13901 . . . . .	50-1	<b>50</b>
	Communications Installation Pedestal, Junction Box and Control Panel 65-9565 thru 65-10135, 65-12773 thru 65-12776, 65-12847 thru 12852, 65-12857 thru 65-12895 . . . . .	51-1	51
	Communications Installation Pedestal Box, Terminal Board Assembly, and Control Panel 65-9565 thru 65-12895 . . . . .	52-1	52
	Communications Installation Pedestal Box, Impedance Matching Network and Control Panel 65-9565 thru 65-12895 . . . . .	53-1	53
	Communications Installation Pedestal, Junction Box and Control Panel 65-9565 thru 65-12895 . . . . .	54-1	54
	Communications Installation Pedestal, Junction Shell, and Control Panel 65-9565 thru 65-12895 . . . . .	55-1	55
	Communications Installation Pedestal and Control Panel 66-746 thru 66-16306 . . . . .	56-1	56
	Communications Installation Pedestal Terminal Board Assembly and Control Panel 66-746 thru 66-16306 . . . . .	57-1	57
	Communications Installation Pedestal, Impedance Matching Network and Control Panel 66-746 thru 66-16306 . . . . .	58-1	58
	Communications Installation Pedestal, Junction Shell and Control Panel 66-746 thru 66-16306 . . . . .	59-1	59
	Communications Installation Pedestal Box and Control Panel 66-746 thru 66-16303 . . . . .	60-1	60
	Communications Installation Pedestal Box and Control Panel, Panel Assemblies 66-16307 thru 66-17144 . . . . .	61-1	61
	Communications Installation Pedestal Box and Control Panel 66-16307 thru 66-17144, 66-5874 thru 66-8577 . . . . .	62-1	62
	Communications Installation Pedestal, Junction Box and Control Panel 66-16307 thru 66-17144 . . . . .	63-1	63
	Communications Installation Pedestal, Junction Box and Control Panel, Cabling 66-16307 thru 66-17144, 66-8547 thru 66-8577 . . . . .	64-1	64
	Communications Installation Pedestal, Junction Box and Control Panel, Cable Assemblies 66-16307 thru 66-17144 . . . . .	65-1	65
	Communications Installation Pedestal, Junction Box and Control Panel, Detail View . . . . .	66-1	66
	Communications Installation Pedestal, Junction Box and Control Panel 66-17778 thru 67-19537, 68-15214 thru 68-15324 . . . . .	67-1	67
	Communications Installation Pedestal, Terminal Board Assembly and Control Panel 67-145 thru 67-17777, 68-15214 thru 68-15324 . . . . .	68-1	68

Table of Contents-Continued

GROUP		Page	Illus Figure
	Communications Installation Pedestal, Impedance Matching Network and Control Panel 67-17145 thru 67-19537, 68-15214 thru 68-15324 . . . . .	69-1	69
	Communications Installation Pedestal, Junction Shell and Control Panel . . . . .	70-1	70
	Communications Installation, Cable Assemblies, Pedestal, Junction Box and Control Panel. . . . .	71-1	71
	Communications Installation Pedestal, Junction Box and Control Panel 67-17778 thru 67-19537, 68-15214 thru 68-15324 . . . . .	72-1	72
	Communications Installation Pedestal, Cable Assembly and Control Panel 67-17778 thru 67-19537, 68-15214 thru 68-15324 . . . . .	73-1	73
	Communications Installation Pedestal, Junction Box and Control Panel 68-15325 thru 70-15932 . .	74-1	74
	Communications Installation Pedestal, Junction Box and Control Panel 69-15547 thru 70-15932 . .	75-1	75
	Communications Installation Pedestal, Terminal Board Assembly, and Control Panel 68-15325 thru 70-15932 . . . . .	76-1	76
	Communications Installation Pedestal, Impedance Matching Network and Control Panel 68-15325 thru 70-15932 . . . . .	77-1	77
	Communications Installation Pedestal, Junction Box and Control Panel, Cabling 68-15325 thru 70-15932 . . . . .	78-1	78
	Communications Installation Pedestal, Junction Shell, and Control Panel 68-15325 thru 70-15932.	79-1	79
04	Equipment Installation, Communications, Electrical and Radio Components 62-2106 thru 62-12372, 63-8739 thru 63-13002, 64-13492 thru 64-13901, 65-9565 thru 65-12895 (AN/ARC-54) . . . . .	80-1	80
	Equipment Installation, Communications, Electrical and Radio Components 62-2106 thru 62-12372, 63-8739 thru 13002, 64-13492 thru 64-13901, 65-9565 thru 65-12895 (AN/ARC-51X) .	81-1	81
	Equipment Installation, Communications, Electrical and Radio Components 62-2106 thru 62-12372, 63-8739 thru 63-13002, 64-13492 thru 64-13901, 65-9565 thru 65-12895, 66-746 thru 67-17778 and subsequent . . . . .	82-1	82
	Equipment Installation, Communications, Electrical and Radio Components PRD 62-1235 thru 62-12372 . . . . .	83-1	83
	Equipment Installation, Communications, Electrical and Radio Components Station 178.00 to 211.06, 63-8739 thru 63-13002,65-9565 and subsequent 64-13492 thru 64-13901,65-9565 thru 65-10135, 65-12773 thru 65-12776, 65-12847 thru 65-12895 . . . . .	84-1	84
	Equipment Installation, Communications, Electrical and Radio Components . . . . .	85-1	85
	Equipment Installation, Communications, Electrical and Radio Components, Station 178.00 to 211.06, 66-746 thru 66-16448. . . . .	86-1	86
	Equipment Installation, Communications, Electrical and Radio Components, 66-16307 and subsequent . . . . .	87-1	87
	Equipment Installation, Communications, Electrical and Radio Components Station 178.00 to 211.06, 66-16449 thru 66-17144, 66-8574 thru 66-8577, 67-17145 thru 67-1777 . . . . .	88-1	88
	Equipment Installation, Communications, Electrical and Radio Components Station 178.00 to 211.06, 67-1778 thru 67-19537. . . . .	89-1	89
	Equipment Installation, Communications, Electrical Radio Components Avionics Compartment Station 178.00 to 211.06, 68-15214 thru 68-15778 . . . . .	90-1	90
	Equipment Installation, Communications, Electrical and Radio Components 68-16050 and subsequent . . . . .	91-1	91
	Equipment Installation, AN/ARN-124 Forward Section FY 66 Models and Subsequent (No parts authorized)		
	Equipment Installation, AN/ARN-124 Antenna FY66 Models and Subsequent . . . . .	91B-1	91B
	Equipment Installation, AN/ARN-124 Resistor Board and Ground Stud FY66 Models and Subsequent (No parts authorized)		
	Equipment Installation, AN/ARN-124 Instrument Panel . . . . .	91D-1	91D
	Equipment Installation, AN/ARN-124 Interrogator . . . . .	91E-1	91E
05	EH-IX Aircraft Modifications . . . . .	92-1	92
	0501 AN/ARC-164 Installation . . . . .	93-1	93
	050101 Harness/Cable Installation . . . . .	94-1	94
	05010101 Wiring Harness (No parts authorized)		
	05010102 Radio Frequency Cable Assembly (Noparts authorized)		
	05010103 Radio Frequency Cable Assembly (Noparts authorized)		
	05010104 Clamp Installation (See Group 050101)		
	05010105 Impedance Circuit Card Assembly . . . . .	98-1	98
	050102 Tuneable Diplexer, TD-1336/ALQ-151 (No parts authorized)		
	0502 AN/ARC-114A Installation . . . . .	99-1	99
	050201 Terminal Board Installation . . . . .	100-1	100
	05020101 Remote Circuit Card Assembly (No parts authorized)		
	050202 Antenna Installation . . . . .	102-1	102
	050203 Right Hand Antenna Installation. . . . .	103-1	103

Table of Contents-Continued

GROUP		Page	Illus Figure
050204	Left Hand Antenna Installation . . . . .	104-1	104
050205	Harness/Cable Installation . . . . .	105-1	105
05020501	Wiring Harness . . . . .	106-1	106
05020502	Radio Frequency Cable Assembly. . . . .	107-1	107
05020503	Radio Frequency Cable Assembly. . . . .	108-1	108
05020504	Radio Frequency Cable Assembly . . . . .	109-1	109
05020505	Radio Frequency Cable Assembly. . . . .	110-1	110
05020506	Clamp Installation (See Group 050205)		
05020507	Clamp Installation (See Group 050205)		
05020508	Clamp Installation (See Group 050205)		
05020509	Clamp Installation (See Group 050205)		
05020510	Clamp Installation (See Group 050205)		
05020511	Clamp Installation (See Group 050205)		
05020512	Clamp Installation (See Group 050205)		
05020513	Clamp Installation (See Group 050205)		
05020514	Clamp Installation (See Group 050205)		
05020515	Clamp Installation (See Group 050205)		
05020516	Clamp Installation (See Group 050205)		
05020517	Clamp Installation (See Group 050205)		
0503	AN/ARC-115 Installation . . . . .	111-1	111
050301	Harness/Cable Installation . . . . .	112-1	112
05030101	Wiring Harness . . . . .	113-1	113
05030102	Radio Frequency Cable Assembly . . . . .	114-1	114
05030103	Radio Frequency Cable Assembly . . . . .	115-1	115
05030104	Impedance Circuit Card Assembly (See Group 05010105)		
0504	AN/ARN-123 Installation . . . . .	116-1	116
050401	Harness/Cable Installation. . . . .	117-1	117
05040101	Wiring Harness . . . . .	118-1	118
05040102	Radio Frequency Cable Assembly . . . . .	119-1	119
05040103	Radio Frequency Cable Assembly. . . . .	120-1	120
05040104	Clamp Installation (See Group 050401)		
05040105	Clamp Installation (See Group 050401)		
05040106	Clamp Installation (See Group 050401)		
05040107	Clamp Installation (See Group 050401)		
05040108	Clamp Installation (See Group 050401)		
05040109	Clamp Installation (See Group 050401)		
05040110	Clamp Installation (See Group 050401)		
05040111	Clamp Installation (See Group 050401)		
05040112	Clamp Installation (See Group 050401)		
050402	R-2023/ARN-123 Receiver (See TM 11-5826-258-20P)		
050403	MT-4980/ARN-123 Mount (See TM 11-5826-258-20P)		
0505	AN/APN-209 Installation . . . . .	121-1	121
050501	Harness/Cable Installation . . . . .	122-1	122
05050101	Wiring Harness . . . . .	123-1	123
05050102	Wiring Harness . . . . .	124-1	124
05050103	Radio Frequency Cable Assembly. . . . .	125-1	125
05050104	Radio Frequency Cable Assembly. . . . .	126-1	126
05050105	Clamp Installation (See Group 050501)		
05050106	Clamp Installation (See Group 050501)		
05050107	Clamp Installation (See Group 050501)		
05050108	Clamp Installation (See Group 050501)		
05050109	Clamp Installation (See Group 050501)		
0506	AN/APR-44 Installation . . . . .	127-1	127
050601	Relay Installation . . . . .	128-1	128
050602	Harness/Cable Installation . . . . .	129-1	129
05060201	Wiring Harness . . . . .	130-1	130
05060202	Wiring Harness . . . . .	131-1	131
05060203	Radio Frequency Cable Assembly. . . . .	132-1	132
05060204	Radio Frequency Cable Assembly. . . . .	133-1	133
05060205	Radio Frequency Cable Assembly. . . . .	134-1	134
05060206	Radio Frequency Cable Assembly . . . . .	135-1	135
05060207	Clamp Installation (See Group 050602)		
05060203	Clamp Installation (See Group 050602)		
05060209	Clamp Installation (See Group 050602)		

Table of Contents-Continued

GROUP		Page	Illus Figure
050603	R-2097/APR-44 Receiver (See TM 11-5841-291-20P)		
0507	APR-39(V) Installation . . . . .	136-1	136
050701	Antenna Installation . . . . .	137-1	137
050702	Antenna/Receiver Installation. . . . .	138-1	138
05070201	Special Purpose Cable Assembly. . . . .	139-1	139
05070202	R-1838/APR-39(V) Radar Receiver (See TM 11-5841-283-24P)		
050703	Receiver Installation . . . . .	140-1	140
05070301	R-1838/APR-39(V) Radar Receiver (See TM 11-5841-283-24P)		
05070302	Special Purpose Cable Assembly. . . . .	141-1	141
050704	Aft Antenna Installation . . . . .	142-1	142
0508	AN/TLQ-17A Installation . . . . .	143-1	143
050801	Antenna Group . . . . .	144-1	144
05080101	Special Purpose Cable Assembly. . . . .	145-1	145
0509	AN/ALQ-144 Installation . . . . .	146-1	146
050901	Bracket Installation . . . . .	147-1	147
0510	ASN-86/ARN-103 Installation . . . . .	148-1	148
0510A	Cable Assembly . . . . .	148A-1	148A
0510B	Cable Assembly . . . . .	148B-1	148B
0510C	Cable Assembly . . . . .	148C-1	148C
0510D	Cable Assembly . . . . .	148D-1	148D
0510E	Cable Assembly . . . . .	148E-1	148E
0510F	Cable Assembly . . . . .	148F-1	148F
0510G	Cable Assembly . . . . .	148G-1	148G
0510H	Cable Assembly . . . . .	148H-1	148H
0510I	Cable Assembly . . . . .	148I-1	148I
0510J	Cable Assembly . . . . .	148J-1	148J
0510K	Cable Assembly . . . . .	148K-1	148K
0510L	Cable Assembly . . . . .	148L-1	148L
0510M	Cable Assembly . . . . .	148M-1	148M
051001	Top Antenna Installation . . . . .	149-1	149
051002	Bottom Antenna Installation . . . . .	150-1	150
051003	Heading Reference Installation. . . . .	151-1	151
0510031	T-611/ASN Induction Transmitter (See TM 11-5826-245-20P)		
051004	CP-941/ASN-86 Navigation Computer (See TM 11-5826-245-20P)		
051005	RT-1057/ARN-103(V) Receiver-Transmitter (See TM 11-5826-243-20P)		
051006	CV-294(P)/ARN-103(V) Signal Data Converter (See TM 11-5826-243-20P)		
051007	MT-4075/ASN-86 Mounting Base (See TM 11-5826-245-30P)		
051008	MX-8123/ASN-86 Gyro Stabilized Platform (See TM 11-5826-245-20P)		
051009	MT-4447/ASN-86 Gyro Stabilized Mount (See TM 11-5826-245-20P)		
0511	Pedestal Installation . . . . .	152-1	152
051101	AN/ARC-114A Radio Set (See TM 11-5821-259-24)		
051102	C-9326/APR-39(V) Detecting Set Control (See TM 11-5841-283-24P)		
051103	C-10387/APR-44(V) Receiver Control (See TM 11-5841-291-20P)		
051104	C-10280/ALQ-144 Control (See TM 11-5865-200-20P)		
051105	ID-1579/ASN-86 Control-Indicator (See TM 11-5826-245-20P)		
051106	C-8968/ARN-103 Receiver-Transmitter Control (See TM 11-5826-243-20P)		
051107	C-10040/ARN-123 Receiver Control (See TM 11-5826-258-20P)		
051108	AN/ARC-115A Radio Set (See TM 11-5821-160-24P)		
051109	RT-1167/ARC-164(V) Receiver-Transmitter (See TM 11-5821-311-20P)		
0512	Instrument Panel . . . . .	153-1	153
051201	RT-115/APN-209 Radar Altimeter (See TM 11-5841-284-23&P)		
051202	IP-1150/APR-39 Radar Signal Indicator (See TM 11-5841-283-24P)		
051203	ID-998/ASN Radio-Magnetic Indicator (No parts authorized)		
0513	Switch Panel Assembly . . . . .	154-1	154
051301	Switch Panel Chassis . . . . .	155-1	155
0514	KY-58 Installation . . . . .	156-1	156
051401	TSEC/KY-58 Communications Security Equipment (See TM 11-5810-244-20)		
0515	Radio Shelf Installation . . . . .	157-1	157
051501	Special Purpose Cable Assembly. . . . .	158-1	158
051502	Special Purpose Cable Assembly. . . . .	159-1	159
051503	CM-480/APR-39(V) Digital Processor (See TM 11-5841-283-24P)		
0516	Harness/Cable Installation. . . . .	160-1	160
051601	Harness/Cable Installation. . . . .	161-1	161
051602	Wiring Harness . . . . .	162-1	162

Table of Contents-Continued

			Page	Illus Figure
GROUP	051603	Radio Frequency Cable Assembly . . . . .	163-1	163
	051604	Wiring Harness . . . . .	164-1	164
	051605	Wiring Harness . . . . .	165-1	165
	051606	Wiring Harness . . . . .	166-1	166
	0517	Harness/Cable Installation..... . . . .	167-1	167
	051701	Radio Frequency Cable Assembly . . . . .	168-1	168
	051702	Radio Frequency Cable Assembly . . . . .	169-1	169
	051703	Radio Frequency Cable Assembly . . . . .	170-1	170
	051704	Radio Frequency Cable Assembly. . . . .	171-1	171
SECTION	III.	Special Tools List (Not applicable)		
	IV.	National Stock Number and Part Number Index . . . . .	I-1	

## SECTION I

### INTRODUCTION

---

#### 1. Scope

This manual lists and authorizes spares and repair parts; special tools; special test, measurement, and diagnostic equipment (TMDE); and other special support equipment required for performance of organizational maintenance of the UH-1D/H/V and EH-1X. It authorizes the requisitioning, issue, and disposition of spares, repair parts and special tools as indicated by the source, maintenance and recoverability (SMR) codes.

#### 2. General

This Repair Parts and Special Tools List is divided into the following sections:

*a. Section II. Repair Parts List.* A list of spares and repair parts authorized by this RPSTL for use in the performance of maintenance. The list also includes parts which must be removed for replacement of the authorized parts. Parts lists are composed of functional groups in ascending numeric sequence, with the parts in each group listed in ascending item number sequence. Figure numbers are listed directly beneath the group header.

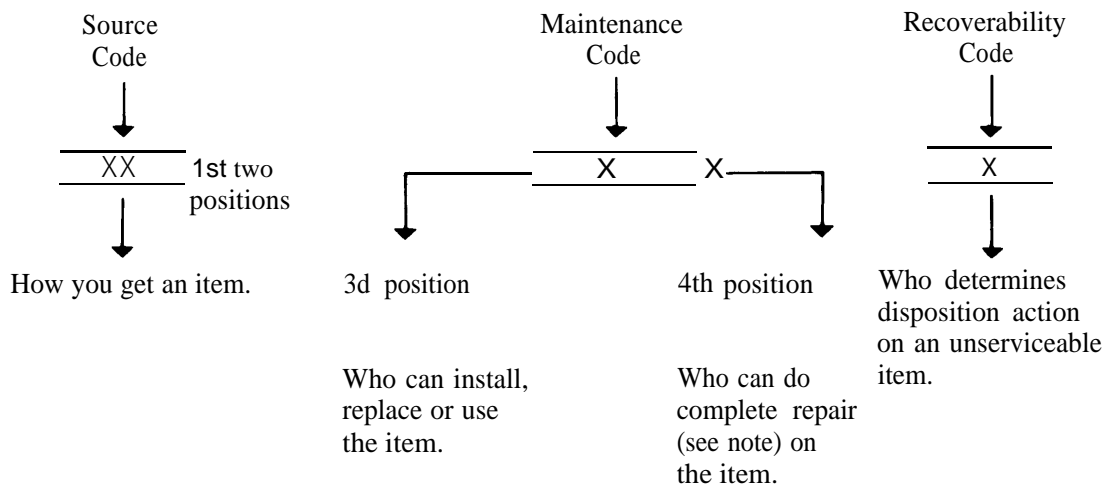
*b. Section III. Special Tools List.* Not applicable.

*c. Section IV. National Stock Number and Part Number Index.* A list, in National item identification number (NIIN) sequence, of all National stock numbered items appearing in the listing, followed by a list in alphameric sequence of all part numbers appearing in the listings. National stock numbers and part numbers are cross-referenced to each illustration figure and item number appearance.

#### 3. Explanation of Columns (Section II and III)

*a. Item No. (Column (1)).* Indicates the number used to identify items called out in the illustration.

*b. SMR Code (Column (2)).* The source, maintenance, and recoverability (SMR) code is a five-position code containing supply/requisitioning information, maintenance category authorization criteria, and disposition instruction, as shown in the following breakout:



#### NOTE

Complete repair: Maintenance capacity, capability, and authority to perform all corrective maintenance tasks of the "Repair" function in a use/user environment in order to restore serviceability to a failed item.

(1) *Source code.* The source code tells you how to get an item needed for maintenance, repair, or overhaul of an end item/equipment. Explanations of source codes follows:

<i>Code</i>	<i>Explanation</i>
PA PB PC PD PE PF PG	Stocked items; use the applicable NSN to request/requisition items with these source codes. They are authorized to the category indicated by the code entered in the third position of the SMR code.

**NOTE**  
 Items coded PC are subject to deterioration,

KD KF KB	Items with these codes are not to be requested/requisitioned individually. They are part of a kit which is authorized to the maintenance category indicated in the third position of the SMR code. The complete kit must be requisitioned and applied.
----------------	--

MO—Made at org/AVUM category MF—Made at DS/AVUM category MH—Made at GS category ML—Made at Specialized Repair Activity (SRA) MD—Made Depot	Items with these codes are not to be requested/requisitioned individually. They must be made from bulk material which is identified by the part number in the description and usable on code (UOC) column and listed in the Bulk Material group of the repair parts list. If the item is authorized to you by the third position code of the SMR code, but the source code indicates it is made at a higher category, order the item from the higher category of maintenance.
--	---

AO—Assembled by org/AVUM category AF—Assembled by DS/AVIM category AH—Assembled by GS category AL—Assembled by SRA AD—Assembled by Depot	Items with these codes are not to be requested/requisitioned individually. The parts that make up the assembled item must be requisitioned or fabricated and assembled at the category of maintenance indicated by the source code. If the disposition code-of the SMR code authorizes you to replace the item, but the source code indicates the item is assembled at a higher category, order the item from the higher category of maintenance.
--	---

<i>Code</i>	<i>Explanation</i>
XA	DO not requisition an "XA" coded item, Order its next higher assembly,
XB	If an "XB" item is not available from salvage, order it using the FSCM and part number given.
XC	Installation drawing, diagram, instruction sheet, field service drawing, that is identified by manufacturers part number.
XD	Item is not stocked. Order an "XD" coded item through normal supply channels using the FSCM and part number given, if no NSN is available.

**NOTE**  
 Cannibalization or controlled exchange, when authorized, may be used as a source of supply for items with the above source codes, except for those source coded "XA" or those aircraft support items restricted by requirements of AR 750-1,

(2) **Maintenance code.** Maintenance codes tell you the category of maintenance authorized to USE and REPAIR support items. The maintenance codes are entered in the third and fourth positions of the SMR code as follows:

(a) The maintenance code entered in the third position tells you the lowest maintenance category authorized



to remove, replace, and use an item. The maintenance code entered in the third position will indicate authorization to one of the following categories of maintenance.

<i>Code</i>	<i>Application/Explanation</i>
C	Crew or operator maintenance done within organizational or aviation maintenance.
O	Organizational or aviation unit category can remove, replace, and use the item.
F	Direct support or aviation intermediate category can remove, replace, and use the item.
H	General support category can remove, replace, and use the item.
L	Specialized repair activity can remove, replace, and use the item.
D	Depot category can remove, replace, and use the item.

(b) The maintenance code entered in the fourth position tells whether or not the item is to be repaired and identifies the lowest maintenance category with the capability to do complete repair (i.e., perform all authorized repair functions). This position will contain one of the following maintenance codes.

**NOTE**

Some limited repair may be done on the item at a lower category of maintenance, if authorized by the Maintenance Allocation Chart (MAC) and SMR codes.

<i>Code</i>	<i>Application/Explanation</i>
O	Organizational or aviation unit is the lowest category that can do complete repair of the item.
F	Direct support or aviation intermediate is the lowest category that can do complete repair of the item.
H	General support is the lowest category that can do complete repair of the item.
L	Specialized repair activity (designate the specialized repair activity) is the lowest category that can do complete repair of the item.
D	Depot is the lowest category that can do complete repair of the item.
Z	Nonreparable. No repair is authorized.
B	No repair is authorized. (No parts or special tools are authorized for the maintenance of a "B" coded item). However, the item may be reconditioned by adjusting, lubricating, etc., at the user category.

(3) *Recoverability code.* Recoverability codes are assigned to items to indicate the disposition action on unserviceable items. The recoverability code is entered in the fifth position of the SMR Code as follows:

<i>Recoverability codes</i>	<i>Application/Explanation</i>
Z	Nonreparable Item. When unserviceable, condemn and dispose of the item at the category of maintenance shown in the third position of SMR Code.
O	Reparable item. When uneconomically repairable, condemn and dispose of the item at organizational or aviation unit category.
F	Reparable item. When uneconomically repairable, condemn and dispose of the item at direct support or aviation intermediate category.
H	Reparable item. When uneconomically repairable, condemn and dispose of the item at general support category.
D	Reparable item. When beyond lower category repair capability, return to depot. Condemnation and disposal of item not authorized below depot category.
L	Reparable item. Condemnation and disposal not authorized below specialized repair activity (SRA).
A	Item requires special handling or condemnation procedures because of specific reasons (e.g., precious metal content, high dollar value, critical material, or hazardous material). Refer to appropriate manuals/directives for specific instructions.

c. *FSCM (Column (3)).* The Federal Supply Code for Manufacturer (FSCM) is a 5-digit numeric code which is used to identify the manufacturer, distributor, or Government agency, etc., that supplies the item.

d. *Part Number (Column (4)).* Indicates the primary number used by the manufacturer (individual, company, firm, corporation, or Government activity), which controls the design and characteristics of the item by means of its engineering drawings, specifications, standards, and inspection requirements to identify an item or range of items.

**NOTE**

When you use a NSN to requisition an item, the item you receive may have a different part number from the part ordered.

e. *Description and Usable on Code (UOC) (Column (5)).* This column includes the following information.

- (1) The Federal item name and, when required, a minimum description to identify the item.
- (2) Usable on code, when applicable (para 5).
- (3) The statement "END OF FIGURE" appears just below the last item description in Column (5) for a given figure in both section II and section III.

f. *Qty (Column (6)).* Indicates the quantity of the item used in the breakout shown on the illustration figure,

which is prepared for a functional group, subfunctional group, or an assembly. A "V" appearing in this column in lieu of a quantity indicates that the quantity is variable and the quantity may vary from application to application.

**4. Explanation of Columns (Section IV)**

*a. National Stock Number (NSN) Index.*

(1) *Stock number column.* This column lists the NSN by National item identification number (NIIN) sequence. The NIIN consists of the last nine digits of the NSN. When using this column to locate an item, ignore the first four digits of the NSN. When requisitioning items use the complete NSN (13 digits).

(2) *Fig. column.* This column lists the number of the figure where the item is identified/located. The illustrations are in numerical sequence in sections H and III.

(3) *Item column.* The item number identifies the item associated with the figure listed in the adjacent Fig. column. This item is also identified by the NSN listed on the same line,

*b. Part Number Index.* Part numbers in this index are listed by part number in ascending alphameric sequence.

(1) *FSCM column.* This column lists the Federal supply code for manufacturer (FSCM).

(2) *Part number column.* This column indicates the part number assigned to the item.

(3) *Stock number column.* This column lists the National stock number for the associated part number and manufacturer identified in the part number and FSCM columns to the left.

(4) *Fig. column.* This column lists the number of the figure where the item is identified/located in sections II and III.

(5) *Item column.* The item number is that number assigned to the item as it appears in the figure referenced in the adjacent figure number column.

**5. Special Information**

*a. Usable on Code.* The usable code appears in the lower left corner of the description column heading. Usable on codes are shown as "UOC:" in the description column (justified left) on the first line applicable item description nomenclature. Uncoded items are applicable to all models. Identification of the usable on codes used in this RPSTL are:

<i>Code</i>	<i>Used on</i>
5LY	UH-ID
5LZ	UH-1H
EVK	UH-1V
FGK	EH-1X

*b. Assembly Instructions.* Detailed assembly instructions for items source coded to be assembled from component spare/repair parts are found in TM 11-1520-210-34-1. Items that make up the assembly are listed immediately following the assembly item entry or reference is made to an applicable figure.

*c. Associated Publications.* The publications listed below pertain to the UH-ID, UH-1H, UH-1V and the EH-1X and their components:

- TM 11-1520-210-20, Electronic Equipment Configurations, Army Models UH-ID/H/V Helicopters.
- TM 11-1520-210-20-1, Electronic Equipment Configurations, Army Models UH-1H/V Helicopters (With Standard Light-Weight Avionics Equipment).
- TM 11-1520-210-20P, Electronics Equipment Configuration, Army Helicopter Models UH-ID and UH-1H.
- TM 11-1520-210-20P-1, Electronics Equipment Configuration, Army Helicopter Model UH-1H with SLAE.
- TM 11-5810-244-10, Security Equipment TSEC/KY-28.
- TM 11-5810-244-20, Security Equipment TSEC/KY-28.
- TM 11-5820-518-20, Radio Sets, AN/ARC-51X and AN/ARC-51BX.
- TM 11-5820-518-20P, Radio Sets, AN/ARC-51X and AN/ARC-51BX.
- TM 11-5820-670-12, Radio Set, AN/ARC-131.
- TM 11-5820-670-20P, Radio Set, AN/ARC-131.
- TM 11-5821-210-12P, Radio Sets, AN/ARC-55, AN/ARC-55A and AN/ARC-55B.
- TM 11-5821-248-12, Radio Set, AN/ARC-102.
- TM 11-5821-248-20P, Radio Set, AN/ARC-102.
- TM 11-5821-259-20, Radio Sets, AN/ARC-114 and AN/ARC-114A.
- TM 11-5821-259-24P, Radio Sets, AN/ARC-114 and AN/ARC-114A.
- TM 11-5821-260-12-1, Radio Set, AN/ARC-115A(V)l.
- TM 11-5821-260-20, Radio Set, AN/ARC-115.
- TM 11-5821-260-20P, Radio Set, AN/ARC-115A(V).
- TM 11-5821-260-24P, Radio Set, AN/ARC-115.

- TM 11-5821-262-20, Communication System Control, C-6533/ARC.  
 TM 11-5821-262-20P, Communication System Control, C-6533/ARC.  
 TM 11-5821-311-12, Receiver Transmitter, RT-1167/ARC-164.  
 TM 11-5821-311-20P, Receiver Transmitter, RT-1167/ARC-164.  
 TM 11-5826-205-12P, Radio Receiving Set, AN/ARN-32.  
 TM 11-5826-219-12, Radio Receivers, R-1041/ARN, R-1041A/ARN and R-1041B/ARN.  
 TM 11-5826-225-12, Direction Finder Set, AN/ARN-83.  
 TM 11-5826-225-20P, Direction Finder Set, AN/ARN-83.  
 TM 11-5826-226-20, Radio Receiving Sets, AN/ARN-82, AN/ARN-82A and AN/ARN-82B.  
 TM 11-5826-226-20P-1, Radio Receiving Sets, AN/ARN-82, AN/ARN-82A and AN/ARN-82B.  
 TM 11-5826-243-20, Navigational TACAN AN/ARN-103.  
 TM 11-5826-243-20P, Navigational TACAN AN/ARN-103.  
 TM 11-5826-245-20, Navigation Set, Inertial, AN/ASN-86.  
 TM 11-5826-245-20P, Navigation Set, Inertial, AN/ASN-86.  
 TM 11-5826-258-20P, Radio Receiving Set, AN/ARN-123(V)1, AN/ARN-123(V)2, AN/ARN-123(V)3 and AN/ARN-123(V)4.  
 TM 11-5826-258-24, Radio Receiving Set, AN/ARN-123(V)1, AN/ARN-123(V)2, AN/ARN-123(V)3 and AN/ARN-123(V)4.  
 TM 11-5826-300-20, Distance Measuring Equipment AN/ARN-124.  
 TM 11-5841-268-23P, Control Transponder Sets, C-6280(P)/APX and C-6280A(P)/APX.  
 TM 11-5841-283-20, Detecting Set, Radar Signal, AN/APR-39(V)1.  
 TM 11-5841-283-24P, Detecting Set, Radar Signal, AN/APR-39(V)1.  
 TM 11-5841-284-13&P, Electronic Altimeter Set, AN/APN-209(V)1.  
 TM 11-5841-284-23&P, Electronic Altimeter Set, AN/APN-209(V)1.  
 TM 11-5841-286-13, Radio Set, AN/ARC-164.  
 TM 11-5841-286-20P, Radio Set, AN/ARC-164.  
 TM 11-5841-291-12, Radar Warning Systems, AN/APR-44(V)1 and AN/APR-44(V)3.  
 TM 11-5841-291-20P, Radar Warning Systems, AN/APR-44(V)1 and AN/APR-44(V)3.  
 TM 11-5865-200-12, Counter Measure Set, AN/ALQ-144(V)1 and AN/ALQ-144(V)2.  
 TM 11-5865-200-20P, Counter Measure Set, AN/ALQ-144(V)1 and AN/ALQ-144(V)2.  
 TM 11-5895-490-20, Radio Receiver-Transmitters, RT-859/APX-72 and RT-859A/APX-72 and Mountings MT-3809/APX-72 and MT-3948/APX-72.  
 TM 11-5895-490-20P, Radio Receiver-Transmitter, RT-859/APX-72 and Mountings MT-3809/APX-72 and MT-3948/APX-72.  
 TM 11-5895-555-23P, Control Indicator, C-8157/ARC and Mounting TM-3802/ARC.  
 TM 11-5895-555-24, Control Indicator, C-8157/ARC and Mounting MT-3802/ARC.  
 TM 11-5985-326-20, Antenna Couplers, CU-1658/H and CU-1669/GRC.  
 TM 11-5985-326-24P, Antenna Couplers, CU-1658/H and CU-1669/GRC.  
 TM 11-6110-211-15, Electronic Control Amplifier, AM-3209/ASN.  
 TM 11-6110-211-24P, Electronic Control Amplifier, AM-3209/ASN.  
 TM 11-6125-220-20, Motor Generators, PU-543/A (Modified), PU-543A/A (Modified), PU-543B/A, PU-543C/A, PU-543D/A.  
 TM 11-6140-203-14-1, Aircraft and Non-Aircraft Nickel-Cadmium Batteries.  
 TM 11-6140-203-14-2, Aircraft Nickel-Cadmium Batteries.  
 TM 11-6140-203-14-3, Non-Aircraft Nickel-Cadmium Batteries.  
 TM 11-6140-203-20P-3, Non-Aircraft Nickel-Cadmium Batteries, BB-422/U, BB-651/UIH6(V), BB-429/U, BB-50UU, BB-693/U and BB-651/U.  
 TM 11-6605-200-12, Aircraft Magnetic Compass, Type J-2.  
 TM 11-6605-200-20P, Aircraft Magnetic Compass, Type J-2 and Amplifier Assembly Repeater, B-7A.  
 TM 11-6605-202-12, Gyromagnetic Compass Set, AN/ASN-43.  
 TM 11-6605-202-24P, Gyromagnetic Compass Set, AN/ASN-43 and AN/ASN-43A.  
 TM 11-6625-1646-24-1, Transponder Set Test Set, TS-1843B/APX.  
 TM 11-6625-1646-25, Transponder Set Test Set, TS-1843B/APX.

*d. Illustrations–Listing.* The illustrations in this RPSTL are identical to those published in TM 11-1520-210-34P. Only those parts coded “C” or “O” in the third position of the SMR code are listed in the tabular listing; therefore, there may be a break in the item number sequence, figure number and page number. Only illustrations containing organizational or aviation unit authorized items appear in this RPSTL.

e. National Stock Numbers. National stock numbers (NSN's) that are 'missing from P source coded items have been applied for and will be added to this TM by future change/revision when they are entered in the Army Master Data File (AMDF). Until the NSN's are established and published, submit exception requisitions to: Commander, US Army Communications-Electronics Command and Fort Monmouth, ATTN: AMSEL-LC-MM, Fort Monmouth, NJ 07703-5000 for the part required to support your equipment.

## 6. How to Locate Repair Parts.

a. When National stock number or part number is not known.

(1) First. Using the table of contents, determine the assembly group or subassembly group to which the item belongs. This is necessary since figures are prepared for assembly groups and subassembly groups and listings are divided into the same groups.

(2) Second. Find the figure covering the assembly group or subassembly group to which the item belongs.

(3) Third. Identify the item on the figure and note the item number .

(4) Fourth. Refer to the Repair Parts List for the figure to find the part number for the item number noted on the figure.

(5) Fifth. Refer to the Part Number Index to find the NSN, if assigned.

b. When national stock number or part number is known.

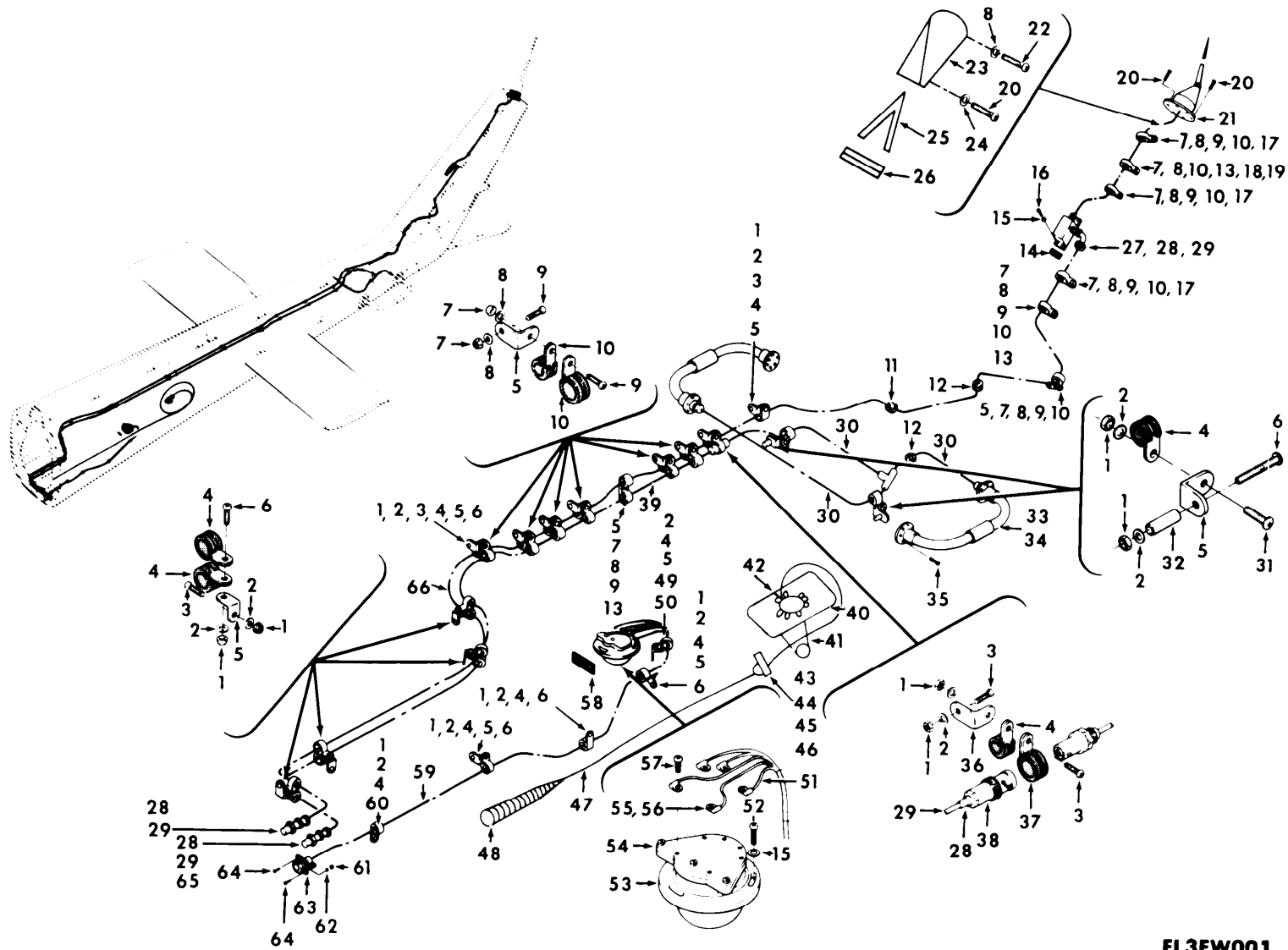
(1) First. Using the index of National stock numbers and part numbers , find the pertinent National stock number or part number. The NSN index is in National item identification number (NIIN) sequence (para 4 a(1)). The part numbers in the part number index are listed in ascending alphameric sequence (para 4 b)1 B o t h indexes cross-reference you to the illustration figure and item number of the item you are looking for.

(2) Second. After finding the figure and item number, verify that the item is the one you're looking for, then locate the item number in the Repair Parts List for the figure.

## 7. Abbreviations

Not applicable.





EL3EW001

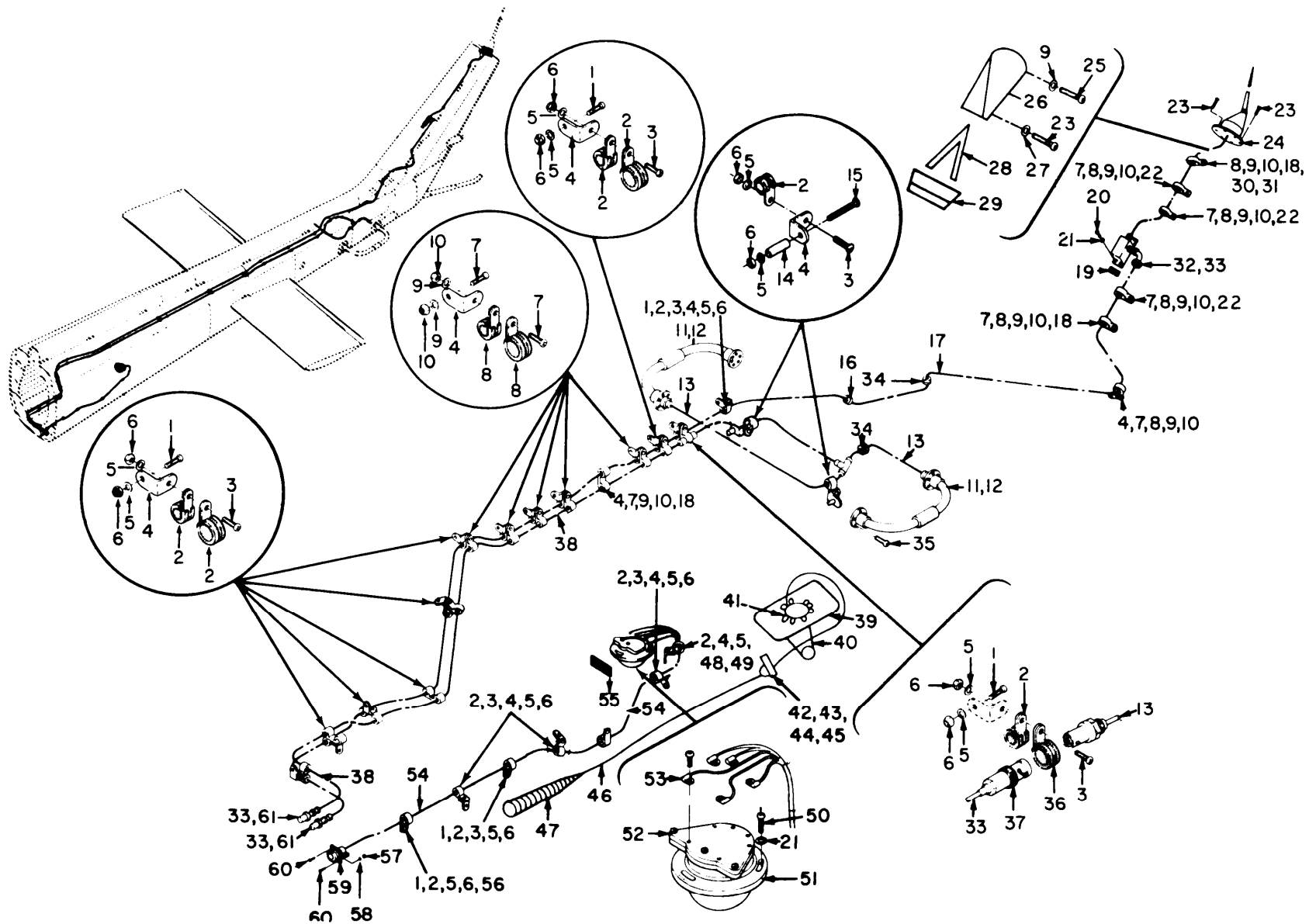
Figure 1. Communications Installation, Aft Section 63-8739 thru 63-8859.

SECTION II			TM11-1520-210-20P		
(1)	(2)	(3)	(4)	(5)	(6)
ITEM	SMR		PART		
NO	CODE	FSCM	NUMBER	DESCRIPTION AND USABLE ON CODE (UOC)	QTY
GROUP 01 COMMUNICATIONS INSTALLATION					
AFT SECTION 63-8739 THROUGH					
63-8859					
FIGURE 1					
1	PAOZZ	96906	MS21042L3	NUT, SELF-LOCKING, EX UOC: 5LY, 5LZ	39
2	PAOZZ	88044	AN960PD10L	WASHER, FLAT UOC: FGK, 5LY, 5LZ	44
3	PAOZZ	96906	MS35207-261	SCREW, MACHINE UOC: 5LY, 5LZ	15
4	PAOZZ	96906	MS21919DG4	CLAMP, LOOP UOC: 5LY, 5LZ	34
5	PAOZZ	88044	AN743-12	BRACKET, ANGLE UOC: 5LY, 5LZ	15
6	PAOZZ	96906	MS35207-263	SCREW, MACHINE UOC: 5LY, 5LZ	23
11	PAOZZ	96906	MS35489-38	GROMMET, NONMETALLIC UOC: 5LY, 5LZ	1
13	PAOZZ	96906	MS21919WDG3	CLAMP, LOOP UOC: 5LY, 5LZ	3
14	XBOZZ	97499	204-070-133-1	STENCIL UOC: 5LY, 5LZ	1
15	PAOZZ	88044	AN960B6	WASHER, FLAT UOC: 5LY, 5LZ	17
16	PAOZZ	88044	AN515-6R6	SCREW, MACHINE UOC: 5LY, 5LZ	4
21	PAOZZ	80058	AS-1922A/ARC	ANTENNA UOC: 5LY, 5LZ	1
30	PAOZZ	85226	DMN4-4-2	CABLE ASSEMBLY, RADI UOC: 5LY, 5LZ	1
31	PAOZZ	96906	MS35207-267	SCREW, MACHINE UOC: 5LY, 5LZ	2
32	PAOZZ	13499	124-3003-099	SPACER, SLEEVE UOC: 5LY, 5LZ	2
33	PAOZZ	80058	AS-1304/ARN	ANTENNA UOC: 5LY, 5LZ	1
34	PAOHH	85226	DMN4-4-1	ANTENNA UOC: 5LY, 5LZ	2
35	PAOZZ	88044	AN507-1032R10	SCREW, MACHINE UOC: 5LY, 5LZ	24
36	PAOZZ	80070	20-032-1	BRACKET, ENGINE UOC: 5LY, 5LZ	1
37	PAOZZ	96906	MS21104D8	CLAMP, LOOP UOC: 5LY, 5LZ	1
41	PAOZZ	80058	AT-450/ARC	ANTENNA UOC: 5LY, 5LZ	1
49	PAOZZ	96906	MS35219-55	SCREW, MACHINE UOC: 5LY, 5LZ	2
50	PAOZZ	80205	NAS1021H3	NUT, SELF-LOCKING, HE	2

SECTION II		TM11-1520-210-20P			
(1)	(2)	(3)	(4)	(5)	(6)
ITEM	SMR		PART		
NO	CODE	FSCM	NUMBER	DESCRIPTION AND USABLE ON CODE (UOC)	QTY
52	PAOZZ	96906	MS35215-25	UOC:5LY,5LZ SCREW,MACHINE	3
53	PAOZZ	80058	CN-405/ASN	UOC:5LY,5LZ COMPENSATOR-TRANSMI	1
57	PAOZZ	96906	MS35273-18	UOC:5LY,5LZ SCREW,MACHINE	6
58	XBOZZ	97499	204-075-342-33	UOC:5LY,5LZ MARKER,IDENTIFICATI	1
64	PAOZZ	96906	MS35206-215	UOC:5LY,5LZ SCREW,MACHINE	1
				UOC:5LY,5LZ	
				END OF FIGURE	







TM 11-1520-210-20P

EL3EW002

Figure 2. Communications Installation, Aft Section 63-12956 thru 63-13002.

## SECTION II

TM11-1520-210-20P

(1) ITEM NO	(2) SMR CODE	(3) FSCM	(4) PART NUMBER	(5) DESCRIPTION AND USABLE ON CODE (UOC)	(6) QTY
COMMUNICATIONS INSTALLATION, AFT SECTION 63-12956 THROUGH 63-13002					
FIGURE 2					
1	PAOZZ	96906	MS35207-261	SCREW, MACHINE UOC: 5LY, 5LZ	14
2	PAOZZ	96906	MS21919DG4	CLAMP, LOOP UOC: 5LY, 5LZ	14
3	PAOZZ	96906	MS35207-263	SCREW, MACHINE UOC: 5LY, 5LZ	23
4	PAOZZ	88044	AN743-12	BRACKET, ANGLE UOC: FGK, 5LY, 5LZ	3
5	PAOZZ	88044	AN960PD10L	WASHER, FLAT UOC: 5LY, 5LZ	49
6	PAOZZ	96906	MS21042L3	NUT, SELF-LOCKING, EX UOC: 5LY, 5LZ	44
11	PAOZZ	80058	AS-1304/ARN	ANTENNA UOC: 5LY, 5LZ	1
12	PAOHH	85226	DMN4-4-1	ANTENNA UOC: 5LY, 5LZ	1
13	PAOZZ	85226	DMN4-4-2	CABLE ASSEMBLY, RADI UOC: 5LY, 5LZ	1
14	PAOZZ	13499	124-3003-099	SPACER, SLEEVE UOC: 5LY, 5LZ	2
15	PAOZZ	96906	MS35207-267	SCREW, MACHINE UOC: 5LY, 5LZ	2
16	PAOZZ	96906	MS35489-38	GROMMET, NONMETALLIC UOC: FGK, 5LY, 5LZ	1
18	PAOZZ	96906	MS21919WDG3	CLAMP, LOOP UOC: 5LY, 5LZ	3
19	XBOZZ	97499	204-070-133-1	STENCIL UOC: 5LY, 5LZ	1
20	PAOZZ	88044	AN515-6R6	SCREW, MACHINE UOC: 5LY, 5LZ	4
21	PAOZZ	88044	AN960B6	WASHER, FLAT UOC: 5LY, 5LZ	7
23	PAOZZ	96906	MS35206-242	SCREW, MACHINE UOC: 5LY, 5LZ	3
24	PAOZZ	80058	AS-1922A/ARC	ANTENNA UOC: 5LY, 5LZ	1
35	PAOZZ	88044	AN507-1032R10	SCREW, MACHINE UOC: 5LY, 5LZ	24
36	PAOZZ	96906	MS21104D8	CLAMP, LOOP UOC: 5LY, 5LZ	1
40	PAOZZ	80058	AT-450/ARC	ANTENNA UOC: 5LY, 5LZ	1
48	PAOZZ	96906	MS35219-55	SCREW, MACHINE UOC: 5LY, 5LZ	2

SECTION II					
(1)	(2)	(3)	TM11-1520-210-20P (4)	(5)	(6)
ITEM	SMR		PART		
NO	CODE	FSCM	NUMBER	DESCRIPTION AND USABLE ON CODE (UOC)	QTY
49	PAOZZ	80205	NAS1021H3	NUT, SELF-LOCKING, HE UOC: 5LY, 5LZ	2
50	PAOZZ	96906	MS35215-25	SCREW, MACHINE UOC: 5LY, 5LZ	3
51	PAOZZ	80058	CN-405/ASN	COMPENSATOR-TRANSMI UOC: FGK, 5LY, 5LZ	1
55	XBOZZ	97499	204-075-342-33	MARKER, IDENTIFICATI UOC: 5LY, 5LZ	1
56	PAOZZ	96906	MS35207-262	SCREW, MACHINE UOC: 5LY, 5LZ	2
60	PAOZZ	96906	MS35206-215	SCREW, MACHINE UOC: 5LY, 5LZ	2
END OF FIGURE					

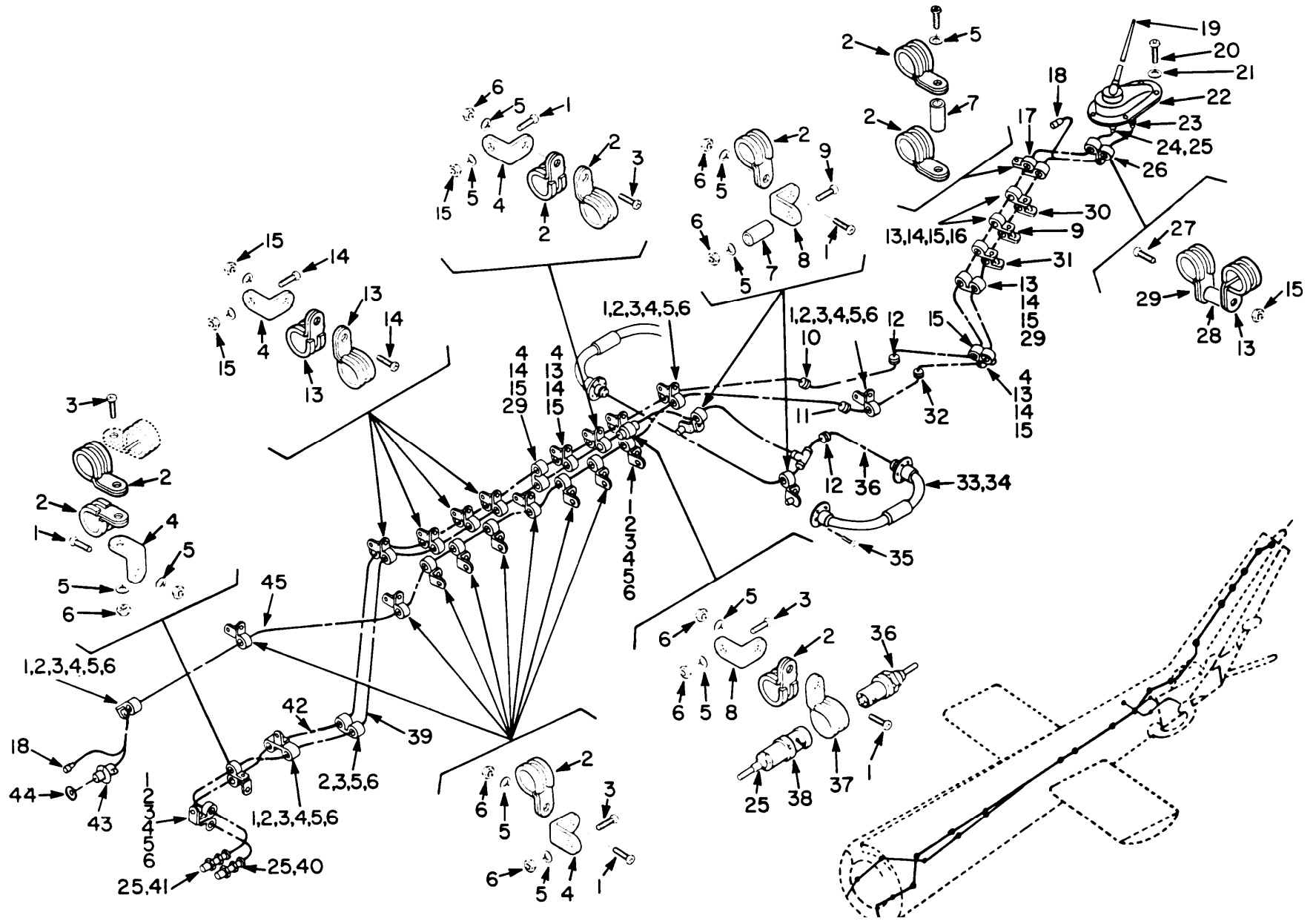


Figure 3. Communications Installation, Aft Section 64-13492 thru 64-13901 (Sheet 1 of 2).

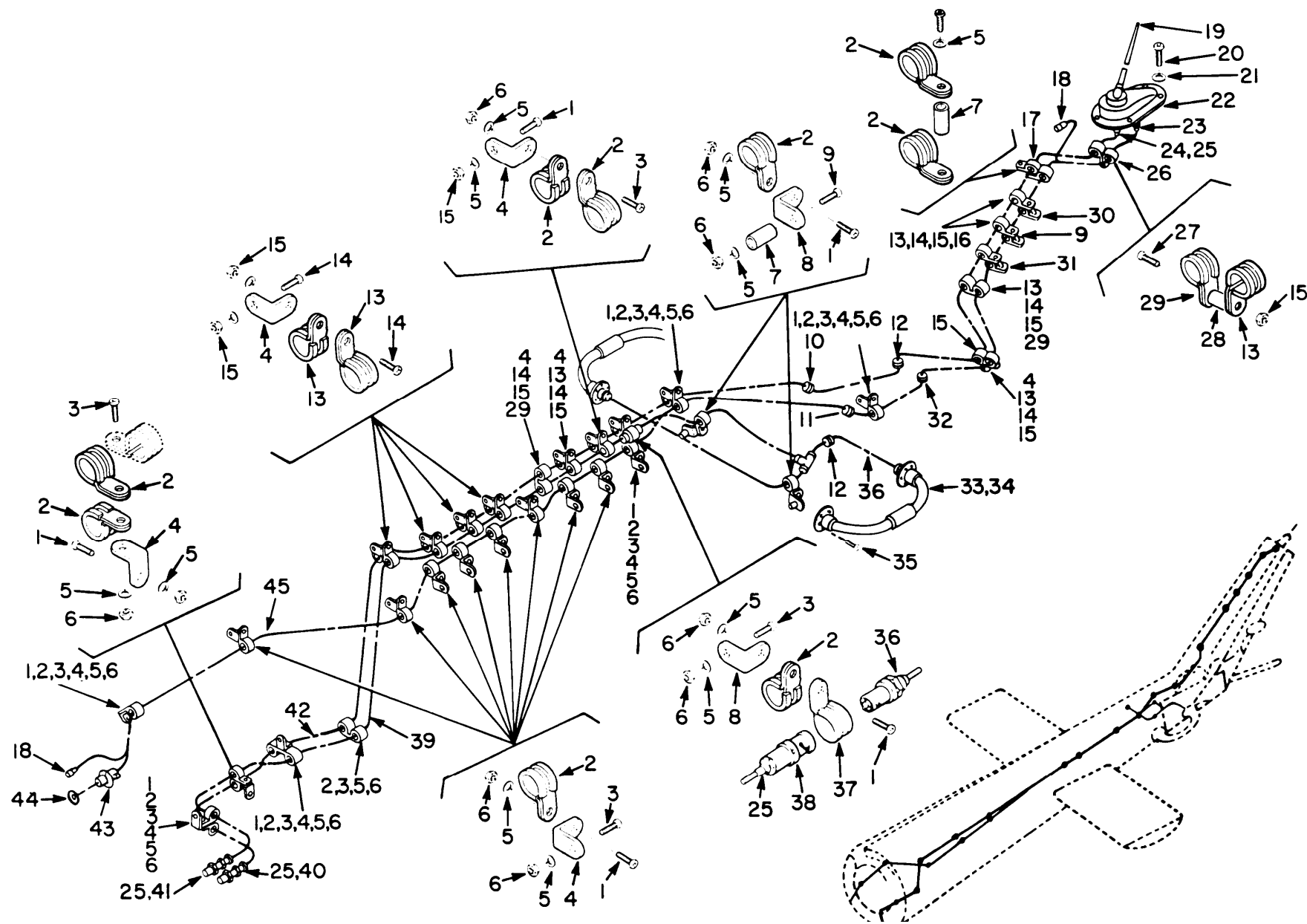
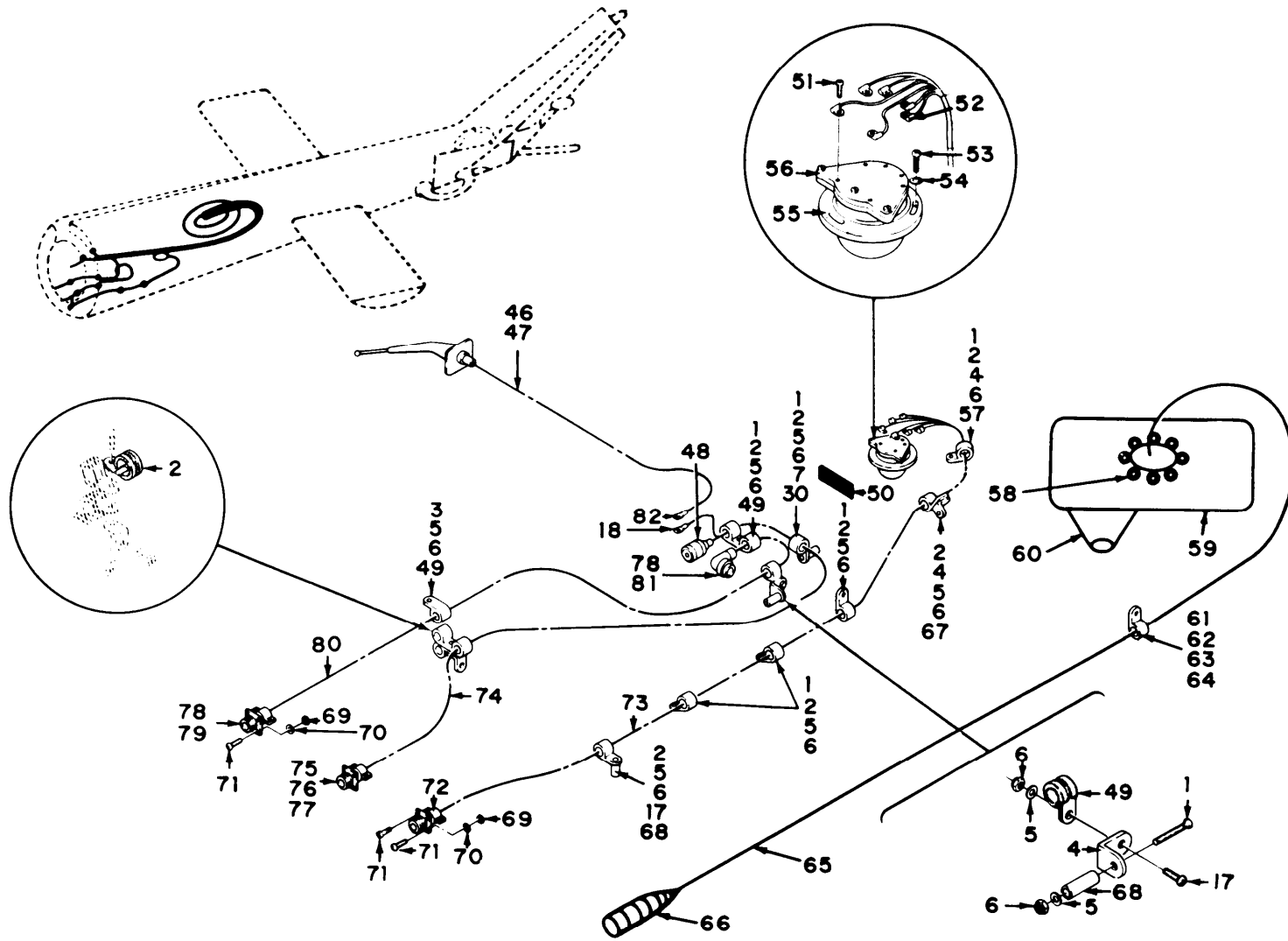


Figure 3. Communications Installation, Aft Section 64-13492 thru 64-13901 (Sheet 1 of 2).



FM 11-1520-210-20P

EL3EW004

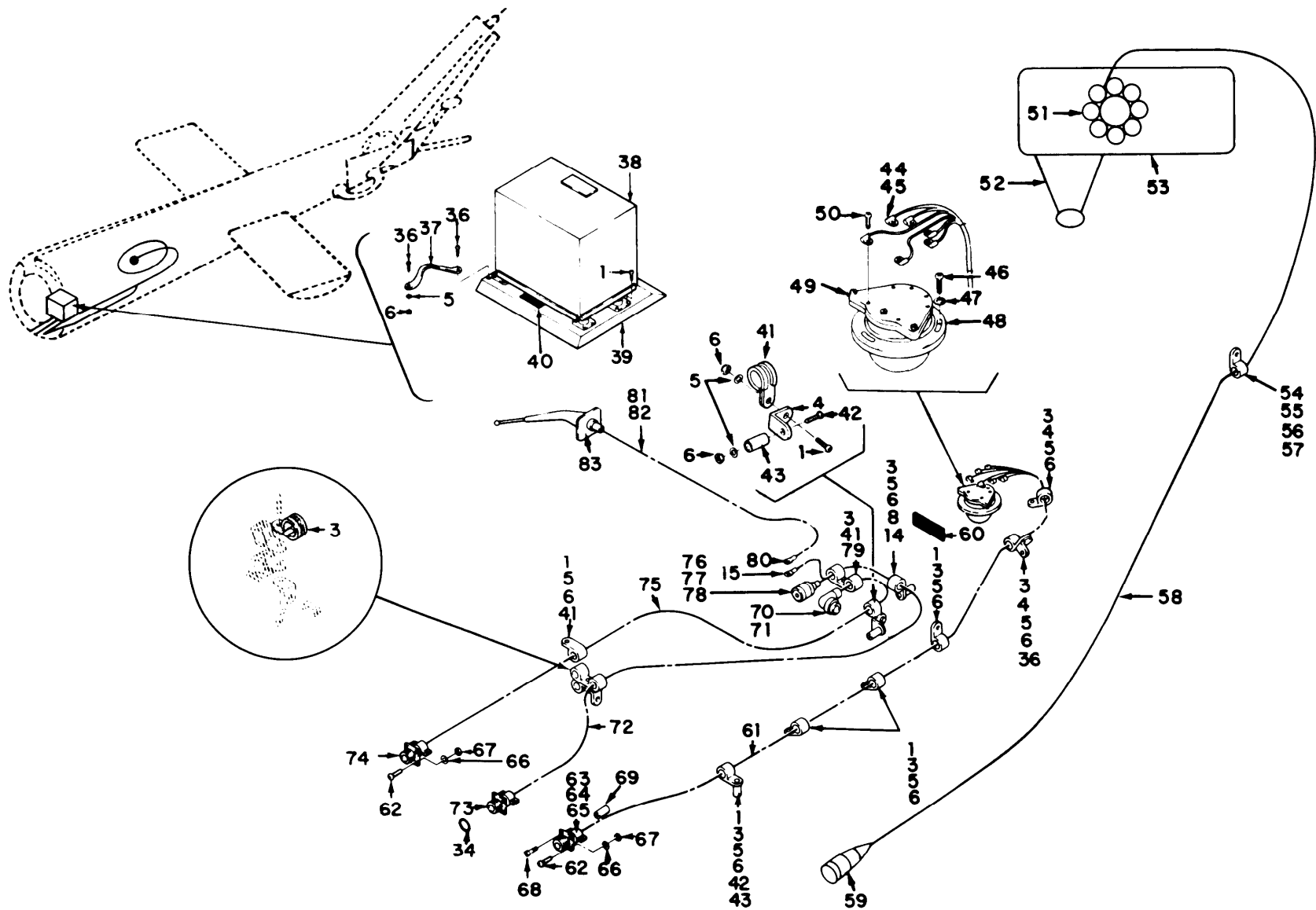
Figure 3. Communications Installation, Aft Section 64-13492 thru 64-13901 (Sheet 2 of 2).

SECTION II			TM11-1520-210-20P		
(1)	(2)	(3)	(4)	(5)	(6)
ITEM	SMR		PART		
NO	CODE	FSCM	NUMBER	DESCRIPTION AND USABLE ON CODE (UOC)	QTY
				COMMUNICATIONS INSTALLATION, AFT SECTION 64-13492 THROUGH 64-13901	
				FIGURE 3	
1	PAOZZ	96906	MS35207-263	SCREW, MACHINE UOC: 5LY, 5LZ	35
2	PAOZZ	96906	MS21919DG4	CLAMP, LOOP UOC: 5LY, 5LZ	50
3	PAOZZ	96906	MS35207-261	SCREW, MACHINE UOC: 5LY, 5LZ	26
4	PAOZZ	88044	AN743-12	BRACKET, ANGLE UOC: 5LY, 5LZ	24
5	PAOZZ	88044	AN960PD10L	WASHER, FLAT UOC: 5LY, 5LZ	67
6	PAOZZ	96906	MS21042L3	NUT, SELF-LOCKING, EX UOC: 5LY, 5LZ	92
7	PAOZZ	13499	124-3003-099	SPACER, SLEEVE UOC: 5LY, 5LZ	7
8	PAOZZ	80070	20-032-1	BRACKET, ENGINE UOC: 5LY, 5LZ	4
9	PAOZZ	96906	MS35207-267	SCREW, MACHINE UOC: 5LY, 5LZ	3
10	XBOZZ	96906	MS35489-63	GROMMET, NONMETALLIC UOC: 5LY, 5LZ	1
11	PAOZZ	96906	MS35489-67	GROMMET, NONMETALLIC UOC: 5LY, 5LZ	1
12	XBOZZ	96906	MS35489-3	GROMMET, NONMETALLIC UOC: 5LY, 5LZ	2
17	PAOZZ	96906	MS35207-265	SCREW, MACHINE UOC: 5LY, 5LZ	1
19	PAOZZ	80058	AS-1703/AR	ANTENNA UOC: 5LY, 5LZ	1
20	PAOZZ	96906	MS35206-243	SCREW, MACHINE UOC: 5LY, 5LZ	6
21	PAOZZ	96906	MS35335-60	WASHER, LOCK UOC: 5LY, 5LZ	6
22	PDOHH	80058	CU-942B/ARC-54	COUPLER, ANTENNA UOC: 5LY, 5LZ	1
29	PAOZZ	96906	MS21919WDG3	CLAMP, LOOP UOC: 5LY, 5LZ	3
30	PAOZZ	96906	MS35207-266	SCREW, MACHINE UOC: 5LY, 5LZ	2
31	XBOZZ	24446	N80P16018C6	SCREW, MACHINE UOC: 5LY, 5LZ	5
33	PAOZZ	80058	AS-1304/ARN	ANTENNA UOC: 5LY, 5LZ	1
34	PAOHH	85226	DMN4-4-1	ANTENNA UOC: 5LY, 5LZ	1



SECTION II		TM11-1520-210-20P			
(1)	(2)	(3)	(4)	(5)	(6)
ITEM	SMR		PART		
NO	CODE	FSCM	NUMBER	DESCRIPTION AND USABLE ON CODE (UOC)	QTY
35	PAOZZ	88044	AN507-1032R10	SCREW, MACHINE UOC: 5LY, 5LZ	24
36	PAOZZ	85226	DMN4-4-2	CABLE ASSEMBLY, RADI UOC: 5LY, 5LZ	1
37	PAOZZ	96906	MS21104D8	CLAMP, LOOP UOC: 5LY, 5LZ	1
49	PAOZZ	96906	MS21919WDG7	CLAMP, LOOP UOC: 5LY, 5LZ	3
50	XBOZZ	97499	204-075-342-33	MARKER, IDENTIFICATI UOC: 5LY, 5LZ	1
51	PAOZZ	96906	MS35273-18	SCREW, MACHINE UOC: 5LY, 5LZ	6
53	PAOZZ	96906	MS35215-25	SCREW, MACHINE UOC: 5LY, 5LZ	3
54	PAOZZ	88044	AN960B6	WASHER, FLAT UOC: 5LY, 5LZ	3
55	PAOZZ	80058	CN-405/ASN	COMPENSATOR-TRANSMI UOC: FGK, 5LY, 5LZ	1
57	PAOZZ	80205	NAS1021H3	NUT, SELF-LOCKING, HE UOC: 5LY, 5LZ	2
60	PAOZZ	80058	AT-450/ARC	ANTENNA EFFECTIVITY 64-13670, 13866 AND 13890 UOC: 5LY, 5LZ	1
67	PAOZZ	96906	MS35207-262	SCREW, MACHINE UOC: 5LY, 5LZ	3
68	PAOZZ	18876	8168041	SPACER, SLEEVE UOC: 5LY, 5LZ	2
71	PAOZZ	96906	MS35206-215	SCREW, MACHINE UOC: 5LY, 5LZ	3

END OF FIGURE



TM 11-1520-210-20P

EL3EW006

Figure 4. Communications Installation, Aft 65-9565 thru 65-12895, 66-746 thru 66-17144, 68-8574 thru 68-8577 (Sheet 2 of 2).

SECTION II		TM11-1520-210-20P		C01	
(1)	(2)	(3)	(4)	(5)	(6)
ITEM	SMR		PART		
NO	CODE	FSCM	NUMBER	DESCRIPTION AND USABLE ON CODE (UOC)	QTY
				GROUP 01 COMMUNICATIONS INSTALLATION, AFT 65-9565 THROUGH 65-12895, 66-746 THROUGH 66-17144, 68-8574 THROUGH 68-8577	
				FIGURE 4	
1	PAOZZ	96906	MS35207-263	SCREW, MACHINE UOC: 5LY, 5LZ	34
2	PAOZZ	96906	MS35207-261	SCREW, MACHINE UOC: 5LY, 5LZ	19
3	XDOZZ	96906	MS21919DG4	CLAMP, LOOP UOC: 5LY, 5LZ	47
4	PAOZZ	88044	AN743-12	BRACKET, ANGLE UOC: 5LY, 5LZ	23
5	PAOZZ	88044	AN960PD10L	WASHER, FLAT UOC: FGK, 5LY, 5LZ	68
6	PAOZZ	96906	MS21042L3	NUT, SELF-LOCKING, EX UOC: 5LY, 5LZ	66
7	PAOZZ	96906	MS21919WDG6	CLAMP, LOOP UOC: 5LY, 5LZ	19
8	PAOZZ	95105	124-3003-099	SPACER, SLEEVE UOC: 5LY, 5LZ	8
10	PAOZZ	96906	MS35207-267	SCREW, MACHINE UOC: 5LY, 5LZ	4
11	PAOZZ	96906	MS35489-5	GROMMET, NONMETALLIC UOC: 5LY, 5LZ	2
12	XBOZZ	96906	MS35489-63	GROMMET, NONMETALLIC UOC: 5LY, 5LZ	1
14	PAOZZ	96906	MS35207-266	SCREW, MACHINE UOC: 5LY, 5LZ	3
* 16	PAOZZ	80058	AS-1703/AR	ANTENNA THIS PART/ASSEMBLY IS REMOVED FROM THE AIRCRAFT SUBSEQUENT TO THE INSTALLATION OF THE FOLLOWING: MWO 55-1520-50-21 REFER TO SUPPLEMENT 2 TO THIS TM FOR THE NEW CONFIGURATION UOC: 5LY, 5LZ	6
17	PAOZZ	96906	MS35206-243	SCREW, MACHINE UOC: 5LY, 5LZ	6
18	PAOZZ	96906	MS35335-60	WASHER, LOCK UOC: FGK, 5LY, 5LZ	6
19	PDOH	80058	CU-942B/ARC54	COUPLER, ANTENNA UOC: 5LY, 5LZ	1
24	XBOZZ	24446	N80P16018C6	SCREW, MACHINE UOC: 5LY, 5LZ	1
25	PAOZZ	80058	AS-1304/ARN	ANTENNA UOC: 5LY, 5LZ	1
26	PAOHH	85226	DMN4-4-1	ANTENNA UOC: 5LY, 5LZ	1

SECTION II			TM11-1520-210-20P	C01	
(1)	(2)	(3)	(4)	(5)	(6)
ITEM	SMR		PART		
NO	CODE	FSCM	NUMBER	DESCRIPTION AND USABLE ON CODE (UOC)	QTY
27	PAOZZ	85226	DMN4-4-2	CABLE ASSEMBLY,RADI UOC:5LY,5LZ	1
28	PAOZZ	88044	AN507-1032R10	SCREW,MACHINE UOC:5LY,5LZ	24
34	PAOZZ	96906	MS35335-33	WASHER,LOCK UOC:5LY,5LZ	2
36	PAOZZ	96906	MS35207-262	SCREW,MACHINE UOC:5LY,5LZ	4
38	PFOHH	80058	CU-991/AR	COUPLER,ANTENNA UOC:5LY,5LZ	1
39	PAOZZ	80058	MT-1719/AR	MOUNTING BASE,ELECT UOC:5LY,5LZ	1
40	XBOZZ	97499	204-075-369-181	DECAL UOC:5LY,5LZ	1
41	PAOZZ	96906	MS21919WDG7	CLAMP,LOOP UOC:5LY,5LZ	3
42	PAOZZ	96906	MS35207-265	SCREW,MACHINE UOC:5LY,5LZ	2
43	PAOZZ	18876	8168041	SPACER,SLEEVE UOC:5LY,5LZ	2
46	PAOZZ	96906	MS35215-25	SCREW,MACHINE UOC:5LY,5LZ	3
47	PAOZZ	88044	AN960B6	WASHER,FLAT UOC:5LY,5LZ	3
49	PAOZZ	80058	CN-405/ASN	COMPENSATOR-TRANSMI UOC:5LY,5LZ	6
50	PAOZZ	96906	MS35273-18	SCREW,MACHINE UOC:5LY,5LZ	6
52	PAOZZ	80058	AT-450/ARC	ANTENNA EFFECTIVITY 65-9926,12851, 9641,9727 AND 10060 UOC:5LY,5LZ	1
60	XBOZZ	97499	204-075-369-121	DECAL UOC:5LY,5LZ	1
62	PAOZZ	96906	MS35206-216	SCREW,MACHINE UOC:FGK,5LY,5LZ	7
66	PAOZZ	88044	AN960PD4L	WASHER,FLAT UOC:5LY,5LZ	8
67	PAOZZ	96906	MS21042-04	NUT,SELF-LOCKING,EX UOC:5LY,5LZ	8
68	PAOZZ	96906	MS35265-16	SCREW,MACHINE UOC:5LY,5LZ	1
79	PAOZZ	96906	MS35207-264	SCREW,MACHINE UOC:5LY,5LZ	1

END OF FIGURE

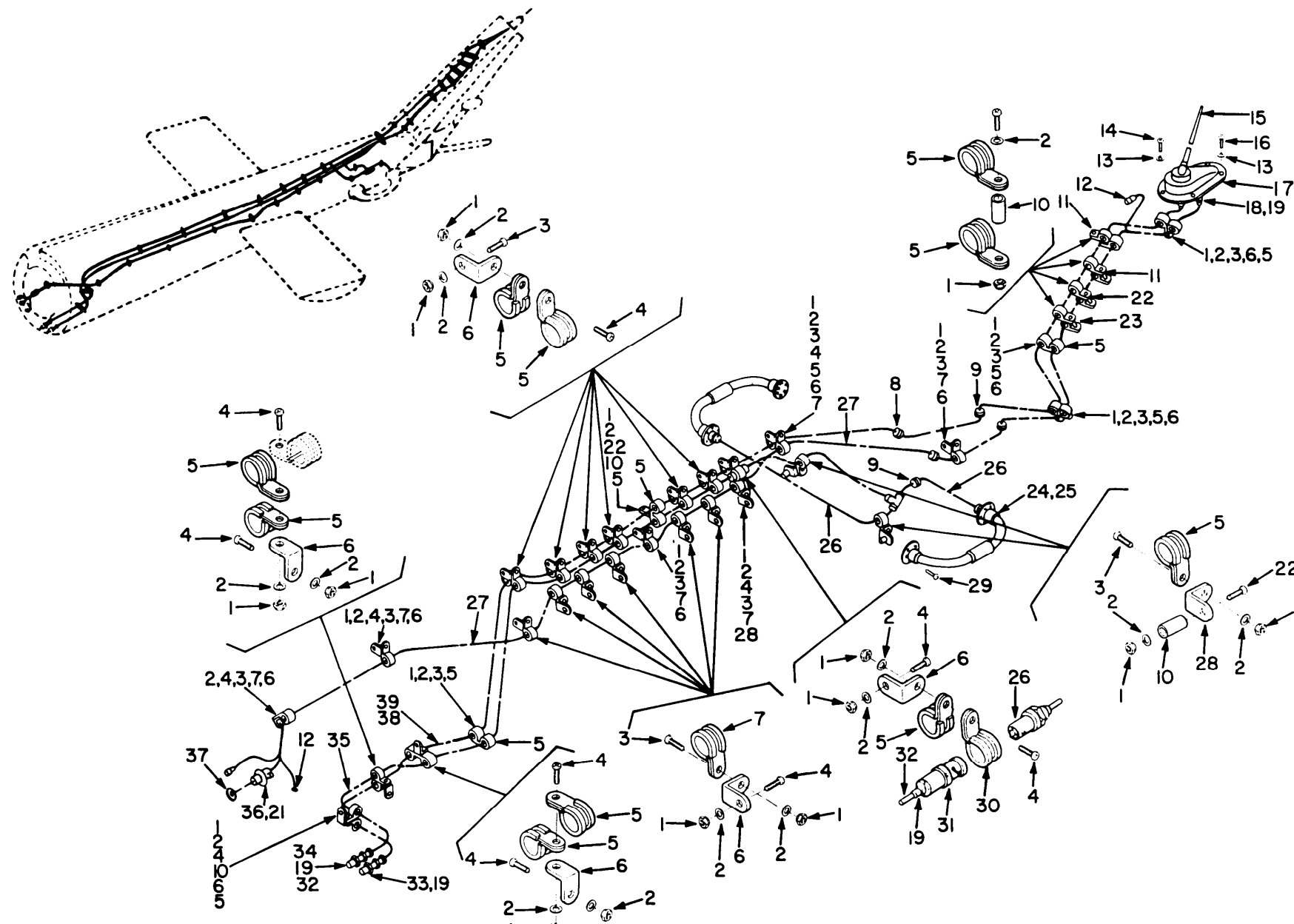
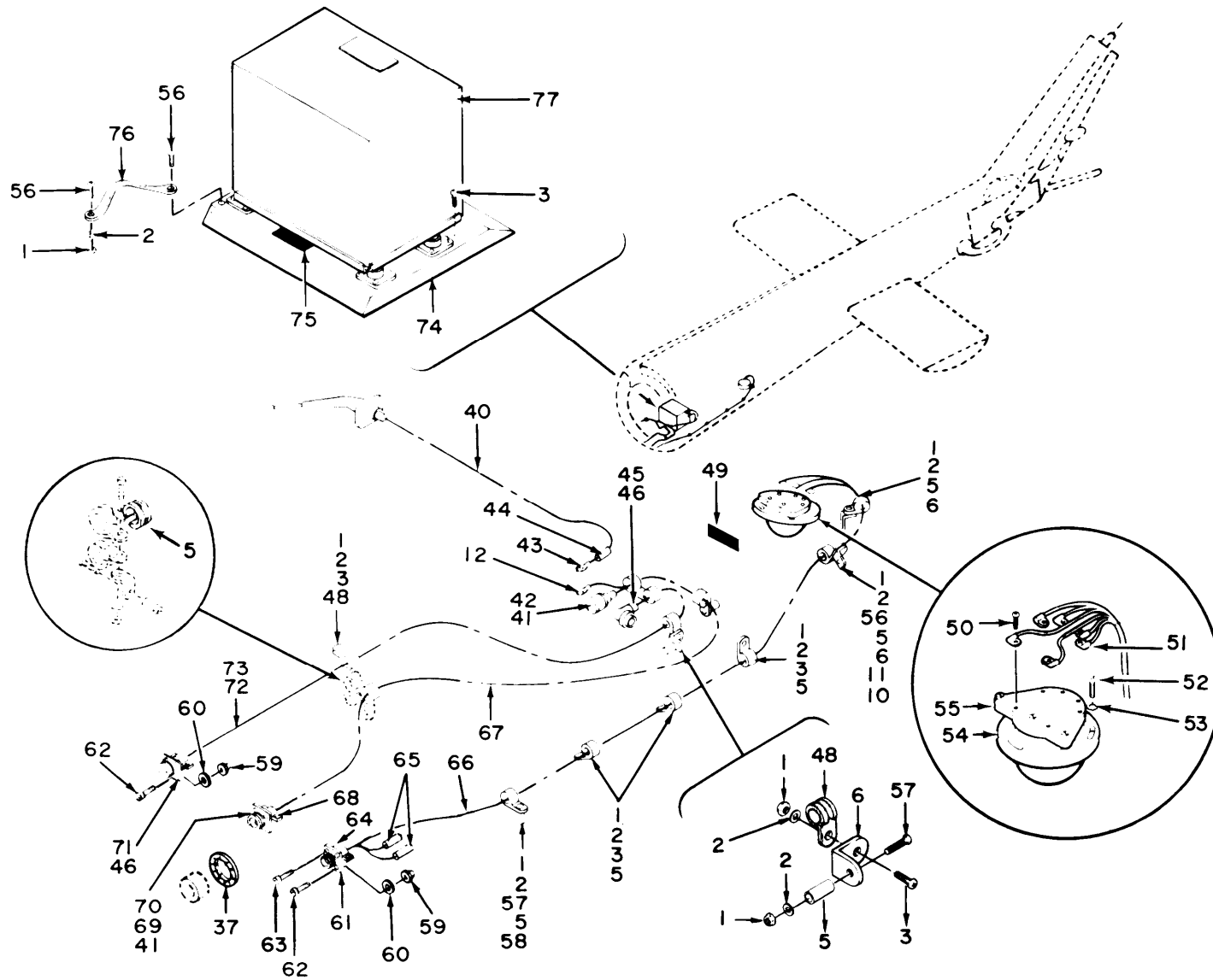


Figure 5. Communications Installation, Aft 67-17145 thru 67-19537 (Sheet 1 of 2).



EL3EW008

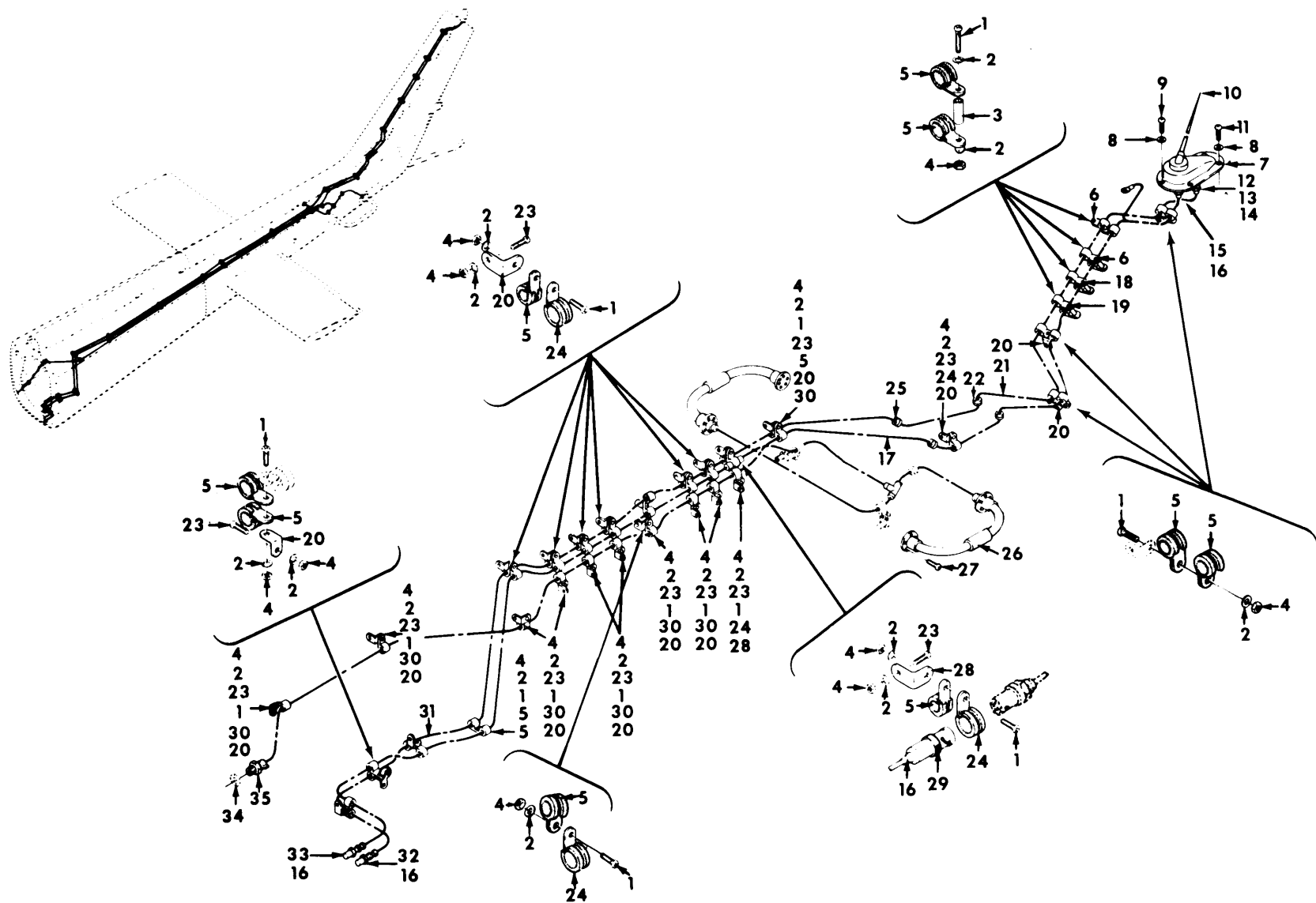
Figure 5. Communications Installation, Aft 67-17145 thru 67-19537 (Sheet 2 of 2).

SECTION II		TM11-1520-210-20P	C01		
(1)	(2)	(3)	(4)	(5)	(6)
ITEM	SMR	PART			
NO	CODE	FSCM	NUMBER	DESCRIPTION AND USABLE ON CODE (UOC)	QTY
				GROUP 01 COMMUNICATIONS INSTALLATION, AFT 67-17145 THROUGH 67-19537	
				FIGURE 5	
1	PAOZZ	96906	MS21042L3	NUT, SELF-LOCKING, EX UOC: 5LY, 5LZ	65
2	PAOZZ	88044	AN960PD10L	WASHER, FLAT UOC: FGK, 5LY, 5LZ	67
3	PAOZZ	96906	MS35207-263	SCREW, MACHINE UOC: 5LY, 5LZ	39
4	PAOZZ	96906	MS35207-261	SCREW, MACHINE UOC: 5LY, 5LZ	19
5	XDOZZ	96906	MS21919DG4	CLAMP, LOOP UOC: 5LY, 5LZ	48
6	PAOZZ	88044	AN743-12	BRACKET, ANGLE UOC: 5LY, 5LZ	23
7	PAOZZ	96906	MS21919WDG3	CLAMP, LOOP UOC: 5LY, 5LZ	11
8	XBOZZ	96906	MS35489-63	GROMMET, NONMETALLIC UOC: 5LY, 5LZ	1
9	PAOZZ	96906	MS35489-5	GROMMET, NONMETALLIC UOC: 5LY, 5LZ	2
10	PAOZZ	95105	124-3003-099	SPACER, SLEEVE UOC: 5LY, 5LZ	8
11	PAOZZ	96906	MS35207-266	SCREW, MACHINE UOC: 5LY, 5LZ	3
13	PAOZZ	96906	MS35335-60	WASHER, LOCK UOC: 5LY, 5LZ	5
14	PAOZZ	96906	MS35206-249	SCREW, MACHINE UOC: 5LY, 5LZ	2
* 15	PAOZZ	80058	AS-1703/AR	ANTENNA THIS PART/ASSEMBLY IS REMOVED FROM THE AIRCRAFT SUBSEQUENT TO THE INSTALLATION OF THE FOLLOWING: MWO 55-1520-50-21. REFER TO SUPPLEMENT 2 TO THIS TM FOR THE NEW CONFIGURATION UOC: 5LY, 5LZ	
16	PAOZZ	96906	MS35206-245	SCREW, MACHINE UOC: 5LY, 5LZ	3
17	PDOH	80058	CU-942B/ARC54	COUPLER, ANTENNA UOC: 5LY, 5LZ	1
22	PAOZZ	96906	MS35207-267	SCREW, MACHINE UOC: 5LY, 5LZ	4
23	XBOZZ	24446	N80P16018C6	SCREW, MACHINE UOC: 5LY, 5LZ	1
24	PAOZZ	80058	AS-1304/ARN	ANTENNA UOC: 5LY, 5LZ	1
25	PAOHH	85226	DMN4-4-1	ANTENNA	1

SECTION II			TM11-1520-210-20P	C01	
(1)	(2)	(3)	(4)	(5)	(6)
ITEM	SMR		PART		
NO	CODE	FSCM	NUMBER	DESCRIPTION AND USABLE ON CODE (UOC)	QTY
26	PAOZZ	85226	DMN4-4-2	UOC: 5LY, 5LZ CABLE ASSEMBLY, RADI	1
28	PAOZZ	80070	20-032-1	UOC: 5LY, 5LZ BRACKET, ANGLE	4
29	PAOZZ	88044	AN507-1032R10	UOC: 5LY, 5LZ SCREW, MACHINE	24
30	PAOZZ	96906	MS21919WDG6	UOC: 5LY, 5LZ CLAMP, LOOP	1
37	PAOZZ	96906	MS35335-33	UOC: 5LY, 5LZ WASHER, LOCK	2
47	PAOZZ	96906	MS35207-264	UOC: 5LY, 5LZ SCREW, MACHINE	1
48	PAOZZ	96906	MS21919WDG7	UOC: 5LY, 5LZ CLAMP, LOOP	3
49	XBOZZ	97499	204-075-369-121	UOC: 5LY, 5LZ DECAL	1
50	PAOZZ	96906	MS35273-18	UOC: 5LY, 5LZ SCREW, MACHINE	6
52	PAOZZ	96906	MS35207-230	UOC: 5LY, 5LZ SCREW, MACHINE	3
53	PAOZZ	88044	AN960B6	UOC: 5LY, 5LZ WASHER, FLAT	3
54	PAOZZ	80058	CN-405/ASN	UOC: 5LY, 5LZ COMPENSATOR-TRANSMI	1
56	PAOZZ	96906	MS35207-262	UOC: 5LY, 5LZ SCREW, MACHINE	4
57	PAOZZ	96906	MS35207-265	UOC: 5LY, 5LZ SCREW, MACHINE	2
58	PAOZZ	18876	8168041	UOC: 5LY, 5LZ SPACER, SLEEVE	2
59	PAOZZ	96906	MS21042-04	UOC: 5LY, 5LZ NUT, SELF-LOCKING, EX	7
60	PAOZZ	88044	AN960PD4L	UOC: 5LY, 5LZ WASHER, FLAT	8
62	PAOZZ	96906	MS35206-216	UOC: 5LY, 5LZ SCREW, MACHINE	7
63	PAOZZ	96906	MS35265-16	UOC: FGK, 5LY, 5LZ SCREW, MACHINE	1
74	PAOZZ	80058	MT-1719/AR	UOC: 5LY, 5LZ MOUNTING BASE, ELECT	1
75	XBOZZ	97499	204-075-369-181	UOC: 5LY, 5LZ DECAL	1

END OF FIGURE

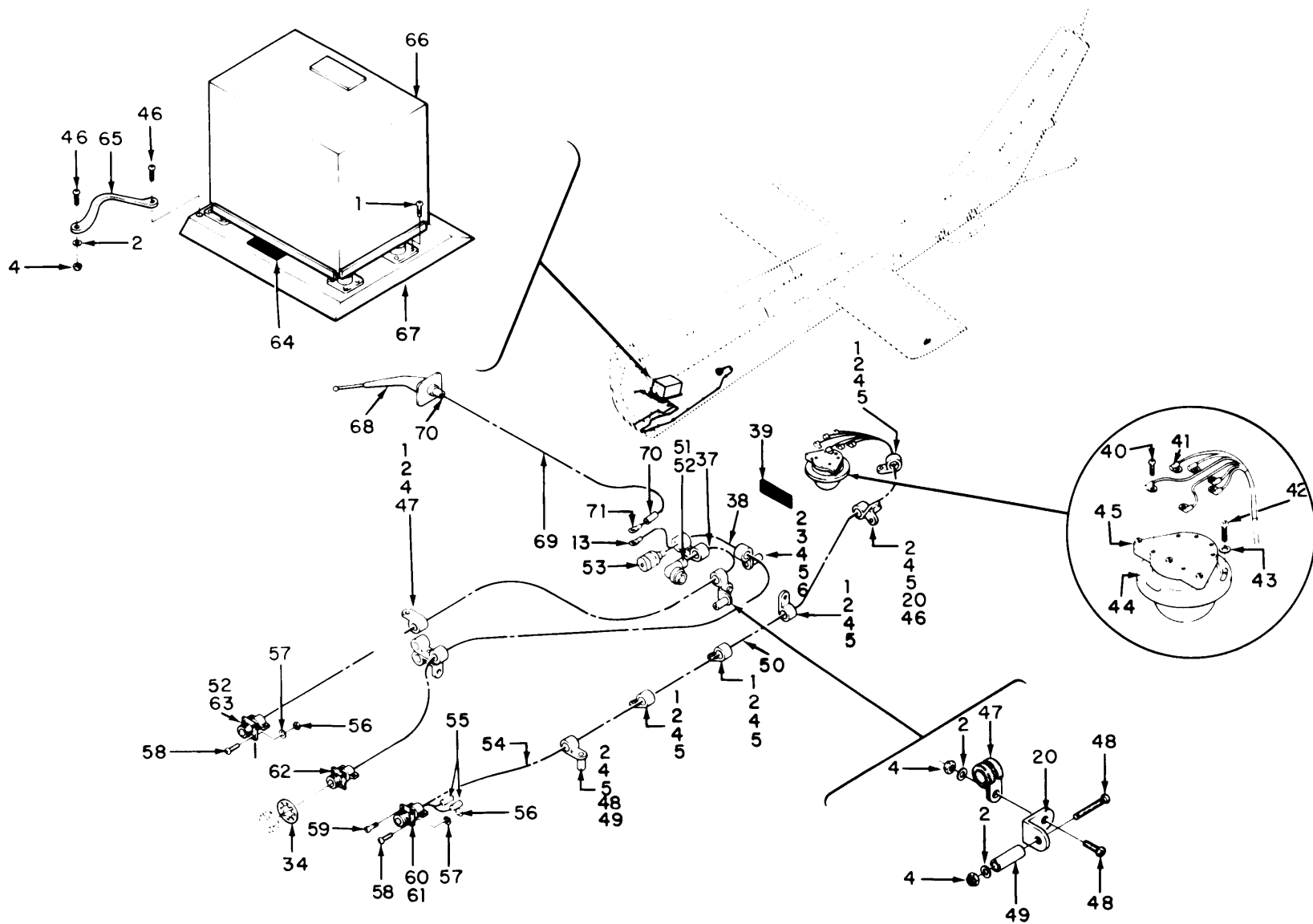




TM 11-1520-210-20P

EL3EW009

Figure 6. Communications Installation, Aft 68-15214 thru 70-15932 (Sheet 1 of 2).



TM 11-1520-210-20P

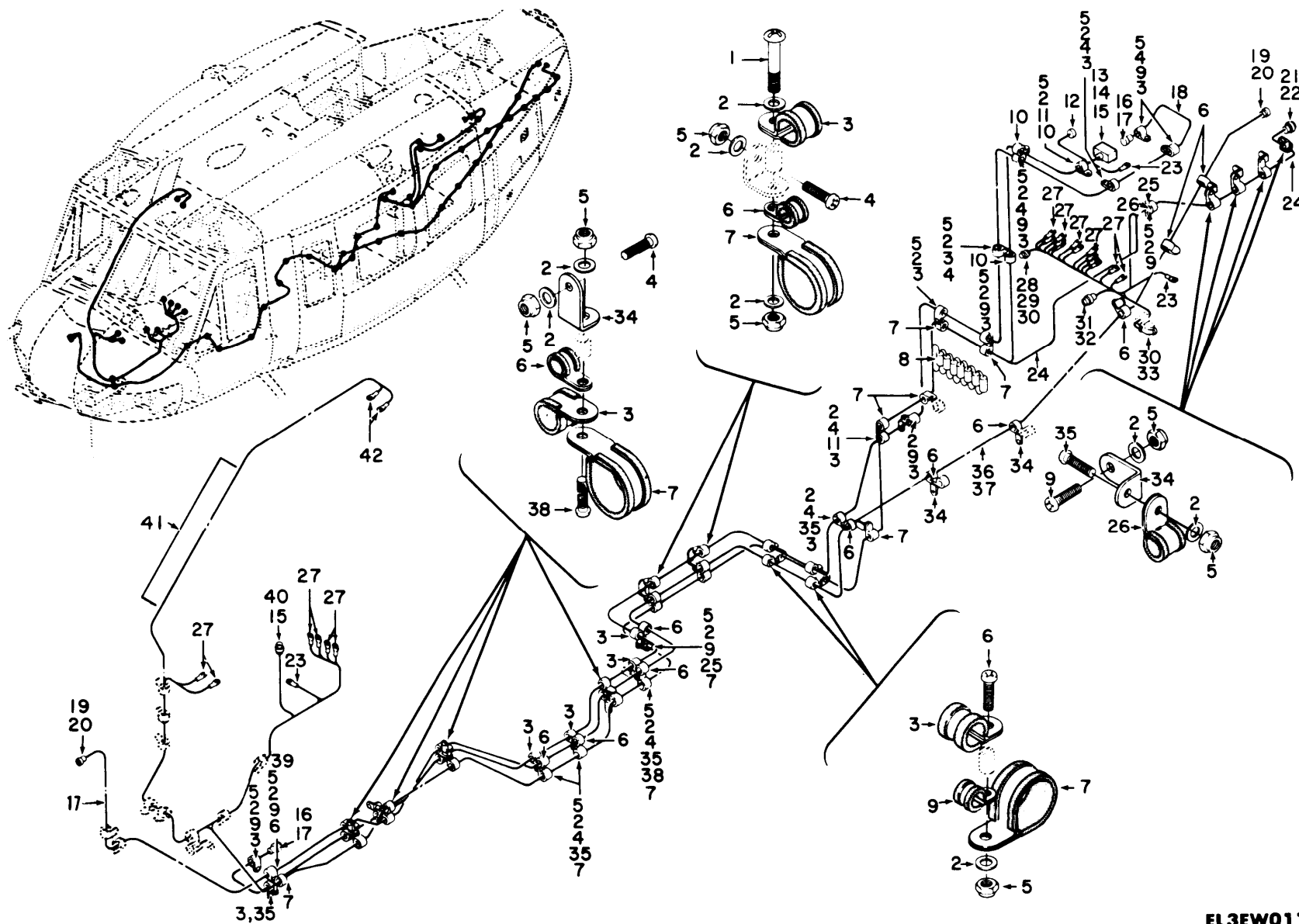
EL3EW010

Figure 6. Communications Installation, Aft 68-15214 thru 70-15932 (Sheet 2 of 2).

SECTION II		TM11-1520-210-20P	C01		
(1)	(2)	(3)	(4)	(5)	(6)
ITEM	SMR		PART		
NO	CODE	FSCM	NUMBER	DESCRIPTION AND USABLE ON CODE (UOC)	QTY
GROUP 01 COMMUNICATIONS INSTALLATION, AFT 68-15214 THROUGH 70-15932					
FIGURE 6					
1	PAOZZ	96906	MS35207-263	SCREW,MACHINE UOC:FGK,5LY,5LZ	32
2	PAOZZ	88044	AN960PD10L	WASHER,FLAT UOC:5LY,5LZ	65
3	PAOZZ	95105	124-3003-099	SPACER,SLEEVE UOC:5LY,5LZ	15
4	PAOZZ	96906	MS21042L3	NUT,SELF-LOCKING,EX UOC:5LY,5LZ	67
5	XDOZZ	96906	MS21919DG4	CLAMP,LOOP UOC:FGK,5LY,5LZ	41
6	PAOZZ	96906	MS35207-266	SCREW,MACHINE UOC:5LY,5LZ	3
7	PDOHH	80058	CU-942B/ARC54	COUPLER ANTENNA UOC:5LY,5LZ	1
8	PAOZZ	96906	MS35335-60	WASHER,LOCK UOC:5LY,5LZ	5
9	PAOZZ	96906	MS35206-245	SCREW,MACHINE UOC:5LY,5LZ	3
* 10	PAOZZ	80058	AS-1703/AR	ANTENNA THIS PART/ASSEMBLY IS REMOVED FROM THE AIRCRAFT SUBSEQUENT TO THE INSTALLATION OF THE FOLLOWING: MWO 55-1520-50-21. REFER TO SUPPLEMENT 2 TO THIS TM FOR THE NEW CONFIGURATION UOC:5LY,5LZ	1
11	PAOZZ	96906	MS35206-249	SCREW,MACHINE UOC:5LY,5LZ	2
18	PAOZZ	96906	MS35207-267	SCREW,MACHINE UOC:5LY,5LZ	1
19	XBOZZ	24446	N80P16018C6	SCREW,MACHINE UOC:5LY,5LZ	1
20	PAOZZ	88044	AN743-12	BRACKET,ANGLE UOC:5LY,5LZ	26
22	PAOZZ	96906	MS35489-5	GROMMET,NONMETALLIC UOC:5LY,5LZ	1
23	PAOZZ	96906	MS35207-261	SCREW,MACHINE UOC:5LY,5LZ	22
24	PAOZZ	96906	MS21919WDG6	CLAMP,LOOP UOC:5LY,5LZ	10
25	XBOZZ	96906	MS35489-63	GROMMET,NONMETALLIC UOC:5LY,5LZ	1
26	PAOZZ	80058	AS-1304/ARN	ANTENNA UOC:5LY	1
27	PAOZZ	88044	AN507-1032R10	SCREW,MACHINE	24

SECTION II				TM11-1520-210-20P	C01	
(1)	(2)	(3)	(4)	(5)	(6)	
ITEM	SMR		PART			
NO	CODE	FSCM	NUMBER	DESCRIPTION AND USABLE ON CODE (UOC)	QTY	
				UOC:5LY,5LZ		
28	PAOZZ	80070	20-032-1	BRACKET,ANGLE	2	
				UOC:5LY,5LZ		
30	PAOZZ	96906	MS21919WDG3	CLAMP,LOOP	9	
				UOC:5LY,5LZ		
34	PAOZZ	96906	MS35335-33	WASHER,LOCK	2	
				UOC:5LY,5LZ		
37	PAOZZ	96906	MS35207-264	SCREW,MACHINE	1	
				UOC:5LY,5LZ		
39	XBOZZ	97499	204-075-369-121	DECAL	1	
				UOC:5LY,5LZ		
40	PAOZZ	96906	MS35273-18	SCREW,MACHINE	6	
				UOC:5LY,5LZ		
42	PAOZZ	96906	MS35207-230	SCREW,MACHINE	3	
				UOC:5LY,5LZ		
43	PAOZZ	88044	AN960B6	WASHER,FLAT	3	
				UOC:5LY,5LZ		
45	PAOZZ	80058	CN-405/ASN	COMPENSATOR-TRANSMI	1	
				UOC:5LY,5LZ		
46	PAOZZ	96906	MS35207-262	SCREW,MACHINE	4	
				UOC:5LY,5LZ		
47	PAOZZ	96906	MS21919WDG7	CLAMP,LOOP	3	
				UOC:5LY,5LZ		
48	PAOZZ	96906	MS35207-265	SCREW,MACHINE	2	
				UOC:5LY,5LZ		
49	PAOZZ	18876	8168041	SPACER,SLEEVE	2	
				UOC:5LY,5LZ		
56	PAOZZ	96906	MS21042-04	NUT,SELF-LOCKING,EX	8	
				UOC:5LY,5LZ		
57	PAOZZ	88044	AN960PD4L	WASHER,FLAT	8	
				UOC:5LY,5LZ		
58	PAOZZ	96906	MS35206-216	SCREW,MACHINE	7	
				UOC:FGK,5LY,5LZ		
59	PAOZZ	96906	MS35265-16	SCREW,MACHINE	1	
				UOC:5LY,5LZ		
64	XBOZZ	97499	204-075-369-331	DECAL	1	
				UOC:5LY,5LZ		
* 66	PAODD	80058	CU-1658/A	COUPLER,ANTENNA THIS PART/ASSEMBLY IS REMOVED FROM THE AIRCRAFT SUBSEQUENT TO THE INSTALLATION OF THE FOLLOWING: MWO 55-1520-50-16. REFER TO SUPPLEMENT 2 TO THIS TM FOR THE NEW CONFIGURATION	1	
				UOC:5LY,5LZ		
* 67	PAOZZ	80058	MT-3772A	MOUNTING BASE,ELECT THIS PART/ ASSEMBLY IS REMOVED FROM THE AIRCRAFT SUBSEQUENT TO THE INSTALLATION OF THE FOLLOWING: MWO 55-1520-50-16. REFER TO SUPPLEMENT 2 TO THIS TM FOR THE NEW CONFIGURATION	4	
				UOC:5LY		

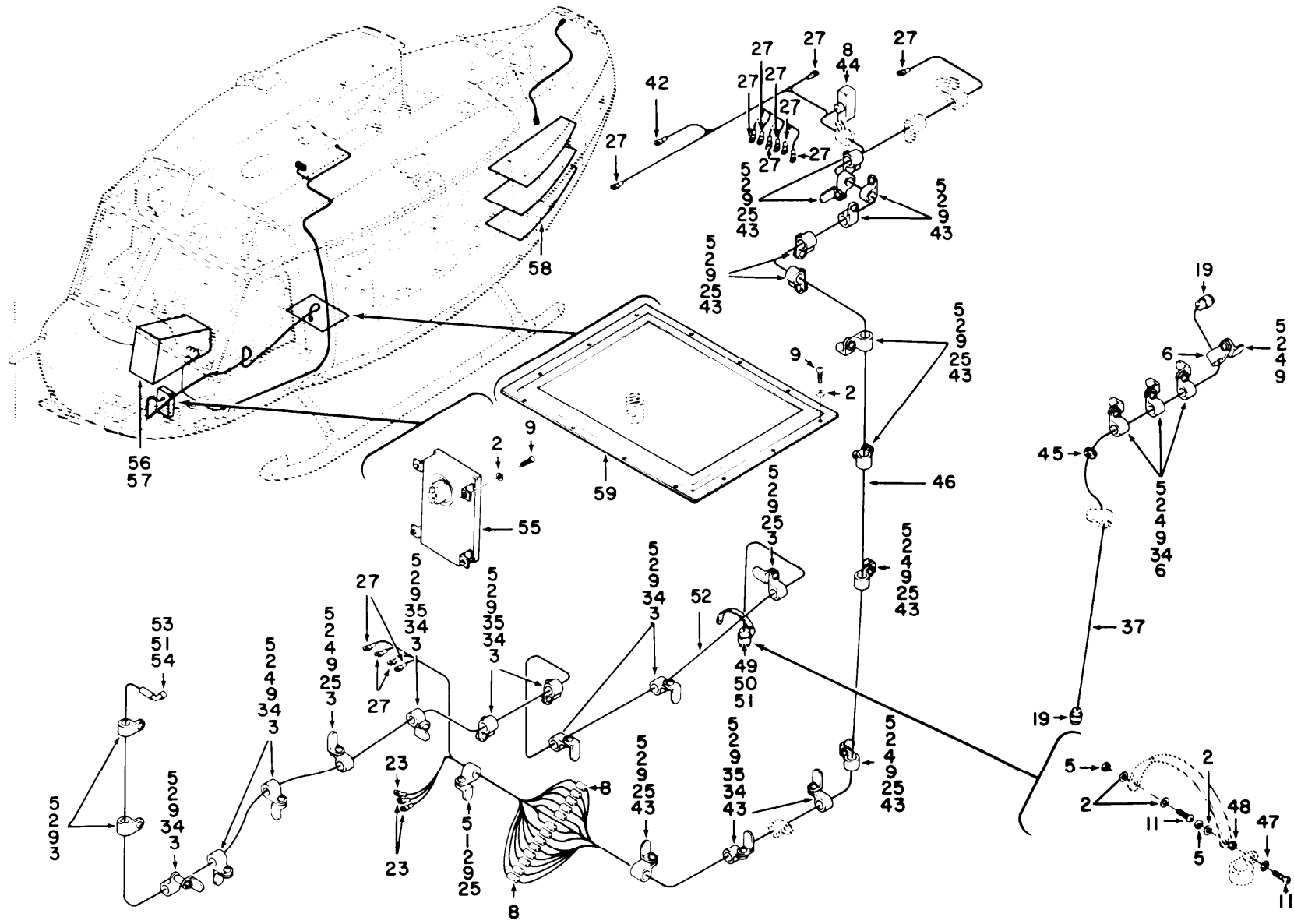
END OF FIGURE



TM 11-1520-210-20P

EL3EW011

Figure 7. Communications Installation, Forward Section 62-12351 thru 62-12372 (Sheet 1 of 2).



EL3EW012

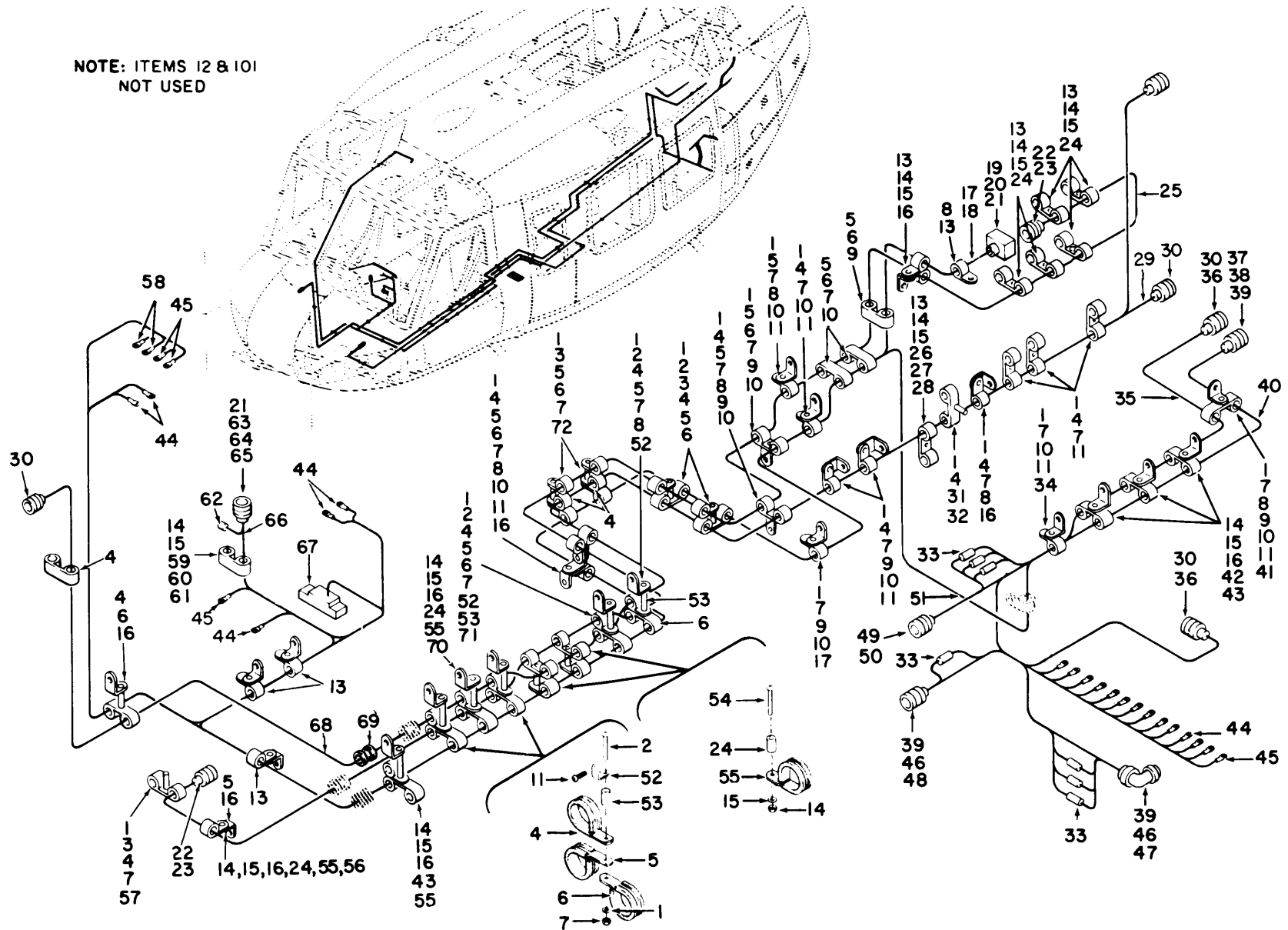
Figure 7. Communications Installation, Forward Section 62.12351 thru 62-12372 (Sheet 2 of 2).

SECTION II		TM11-1520-210-20P		C01	
(1)	(2)	(3)	(4)	(5)	(6)
ITEM	SMR		PART		
NO	CODE	FSCM	NUMBER	DESCRIPTION AND USABLE ON CODE (UOC)	QTY
GROUP 02 COMMUNICATIONS INSTALLATION FORWARD SECTION 62-12351 THROUGH 62-12372					
FIGURE 7					
1	XBOZZ	24446	N80P16018C6	SCREW,MACHINE UOC:5LZ	2
2	PAOZZ	88044	AN960PD10L	WASHER,FLAT UOC:FGK,5LZ	99
3	PAOZZ	96906	MS21919WDG7	CLAMP,LOOP UOC:5LZ	35
4	PAOZZ	96906	MS35207-261	SCREW,MACHINE UOC:FGK,5LZ	24
5	PAOZZ	96906	MS21042L3	NUT,SELF-LOCKING,EX UOC:5LZ	90
6	PAOZZ	96906	MS21919WDG3	CLAMP,LOOP UOC:5LZ	23
10	PAOZZ	96906	MS21919WDG10	CLAMP,LOOP UOC:5LZ	3
11	PAOZZ	96906	MS35207-265	SCREW,MACHINE UOC:5LZ	3
25	PAOZZ	88044	AN743-12	BRACKET,ANGLE UOC:5LZ	14
26	XDOZZ	96906	MS21919DG4	CLAMP,LOOP UOC:5LZ	5
34	XBOZZ	97499	204-075-143-7	BRACKET UOC:5LZ	21
35	PAOZZ	96906	MS35207-264	SCREW,MACHINE UOC:5LZ	14
38	PAOZZ	96906	MS35207-267	SCREW,MACHINE UOC:5LZ	5
39	PAOZZ	96906	MS35207-269	SCREW,MACHINE UOC:5LZ	1
43	PAOZZ	96906	MS21919WDG6	CLAMP,LOOP UOC:5LZ	14
45	PAOZZ	96906	MS35489-5	GROMMET,NONMETALLIC UOC:5LZ	1
47	PAOZZ	96906	MS35335-32	WASHER,LOCK UOC:5LZ	1
48	PAOZZ	96906	MS35650-305	NUT,PLAIN,HEXAGON UOC:5LZ	1
55	XBOZZ	97499	204-075-345-5	CONTROL BOX AUXILIA EFFECTIVITY 63- 12351 THRU 63-12372 UOC:5LZ	1
* 56	PAOZZ	97499	205-075-325-1	ANTENNA ASSEMBLY,AD THIS PART/ ASSEMBLY IS REMOVED FROM THE AIRCRAFT SUBSEQUENT TO THE INSTALLATION OF THE FOLLOWING: MWO 55-1520-50-17. REFER TO SUPPLEMENT 2 TO THIS TM FOR THE NEW	

SECTION II			TM11-1520-210-20P	C01	
(1)	(2)	(3)	(4)	(5)	(6)
ITEM	SMR		PART		
NO	CODE	FSCM	NUMBER	DESCRIPTION AND USABLE ON CODE (UOC)	QTY
				CONFIGURATION	1
				UOC:5LZ	
				END OF FIGURE	



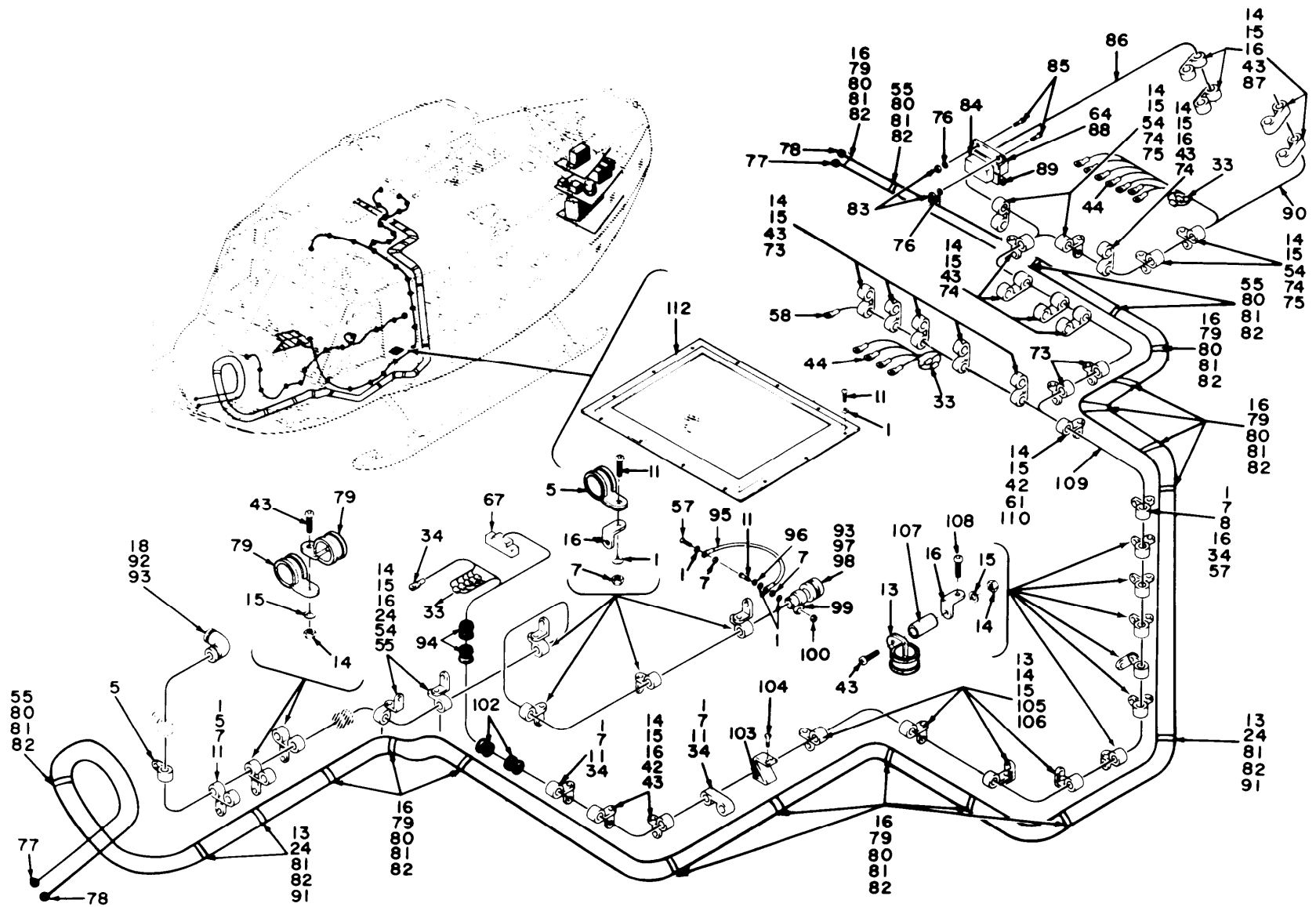
NOTE: ITEMS 12 & 101  
NOT USED



TM 11-1520-210-20P

EL3EW013

Figure 8. Communications Installation, Forward Section 63-8739 thru 63-8803 (Sheet 1 of 2).



TM 11-1520-210-20P

LL3EW014

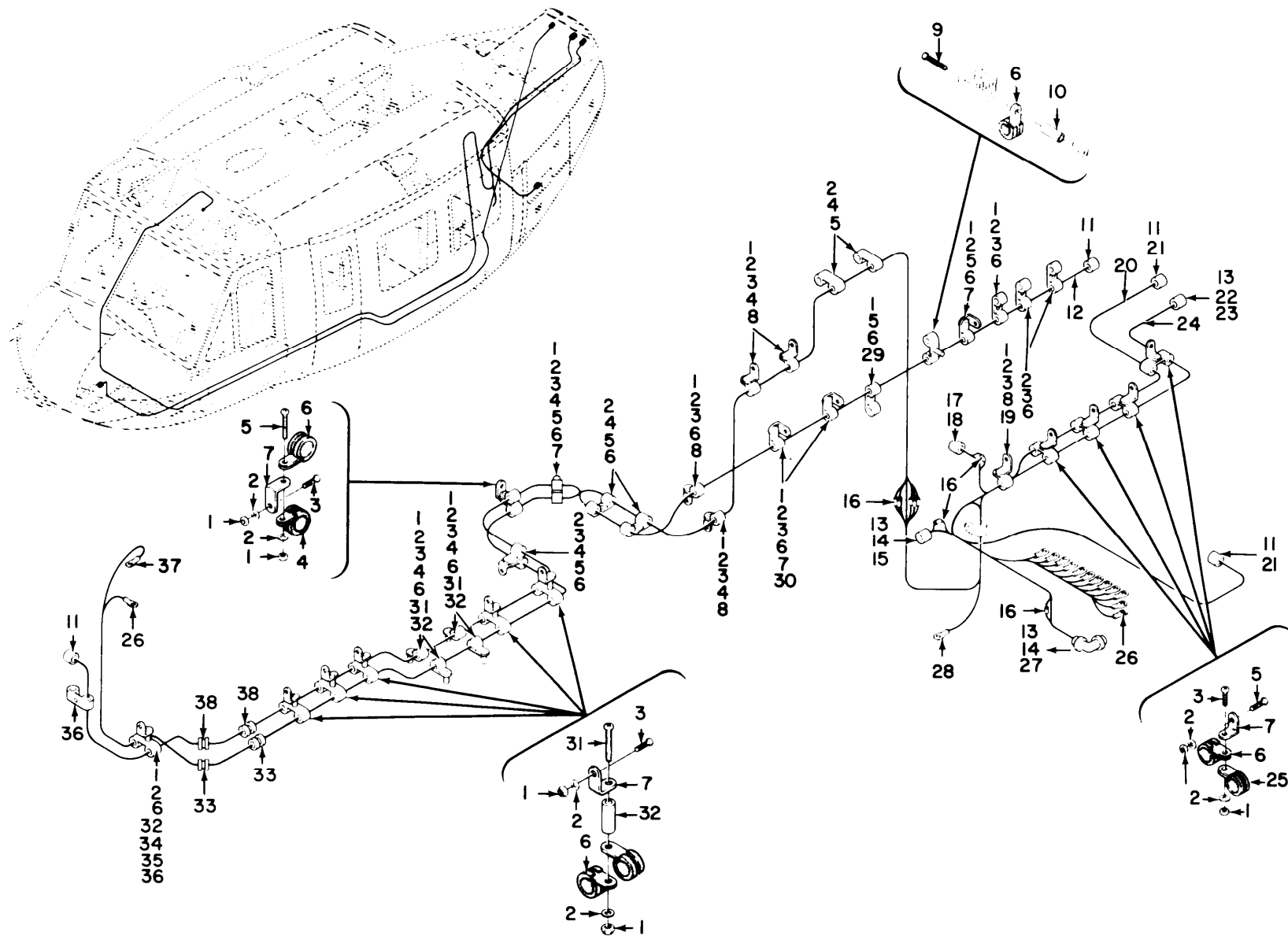
Figure 8. Communications Installation, Forward Section 63-8739 thru 63-8803 (Sheet 2 of 2).

SECTION II			TM11-1520-210-20P	C01	
(1)	(2)	(3)	(4)	(5)	(6)
ITEM	SMR		PART		
NO	CODE	FSCM	NUMBER	DESCRIPTION AND USABLE ON CODE (UOC)	QTY
GROUP 02 COMMUNICATIONS INSTALLATION, FORWARD SECTION 63-8739 THROUGH 63-8803					
FIGURE 8					
1	PAOZZ	88044	AN960PD10L	WASHER, FLAT UOC: FGK, 5LZ	116
2	PAOZZ	96906	MS35207-267	SCREW, MACHINE UOC: 5LZ	9
3	PAOZZ	80205	NAS43DD3-28	SPACER, SLEEVE UOC: 5LZ	8
4	PAOZZ	96906	MS21919WDG3	CLAMP, LOOP UOC: 5LZ	26
5	PAOZZ	96906	MS21919WDG7	CLAMP, LOOP UOC: 5LZ	34
6	PAOZZ	96906	MS25281-F7	CLAMP, LOOP UOC: 5LZ	18
7	PAOZZ	96906	MS21042L3	NUT, SELF-LOCKING, EX UOC: 5LZ	82
8	PAOZZ	96906	MS35207-261	SCREW, MACHINE UOC: 5LZ	22
9	PAOZZ	96906	MS35207-264	SCREW, MACHINE UOC: 5LZ	7
10	PAOZZ	80070	20-032-1	BRACKET, ANGLE UOC: 5LZ	17
11	PAOZZ	96906	MS35207-263	SCREW, MACHINE UOC: 5LZ	71
16	PAOZZ	88044	AN743-12	BRACKET, ANGLE UOC: 5LZ	21
31	PAOZZ	96906	MS35207-268	SCREW, MACHINE UOC: 5LZ	1
32	PAOZZ	95105	124-3003-101	SPACER, SLEEVE UOC: 5LZ	1
34	PAOZZ	96906	MS21919WDG6	CLAMP, LOOP UOC: 5LZ	15
41	XDOZZ	96906	MS21919DG4	CLAMP, LOOP UOC: 5LZ	4
42	PAOZZ	96906	MS21919D8	CLAMP, LOOP UOC: 5LY, 5LZ	3
52	PAOZZ	18876	8521063	BRACKET, ANGLE UOC: 5LZ	5
53	PAOZZ	13499	124-3003-103	SPACER, SLEEVE UOC: 5LZ	5
55	XDOZZ	96906	MS21919DG4	CLAMP, LOOP UOC: 5LY, 5LZ	8
57	PAOZZ	96906	MS35207-265	SCREW, MACHINE UOC: 5LZ	4
62	PAOZZ	09922	CYW20	SPLICE, CONDUCTOR UOC: 5LZ	1

SECTION II		TM11-1520-210-20P		C01	
(1)	(2)	(3)	(4)	(5)	(6)
ITEM	SMR		PART		
NO	CODE	FSCM	NUMBER	DESCRIPTION AND USABLE ON CODE (UOC)	QTY
69	PAOZZ	96906	MS35489-14	GROMMET, NONMETALLIC UOC: 5LZ	1
72	XBOZZ	24446	N80P16018C6	SCREW, MACHINE UOC: 5LZ	2
76	PAOZZ	88044	AN960PD4L	WASHER, FLAT UOC: 5LZ	2
83	PAOZZ	96906	MS21042-04	NUT, SELF-LOCKING, EX UOC: 5LZ	2
85	PAOZZ	96906	MS35221-14	SCREW, MACHINE UOC: 5LZ	2
94	PAOZZ	96906	MS35489-22	GROMMET, NONMETALLIC UOC: 5LZ	2
96	PAOZZ	96906	MS35335-32	WASHER, LOCK UOC: FGK, 5LZ	1
97	PAOZZ	81349	M55339/14-00306	ADAPTER, CONNECTOR UOC: 5LZ	1
99	PAOZZ	88044	AN742D7	CLAMP, LOOP UOC: 5LZ	1
100	PAOZZ	96906	MS35650-305	NUT, PLAIN, HEXAGON UOC: 5LZ	1
102	PAOZZ	96906	MS35489-7	GROMMET, NONMETALLIC UOC: FGK, 5LZ	2
103	XBOZZ	97499	205-075-133-1	ROCKET ASSEMBLY UOC: 5LZ	1
104	PAOZZ	88044	AN3-3A	BOLT, MACHINE UOC: 5LZ	2
* 112	PAOZZ	97499	205-075-325-1	ANTENNA ASSEMBLY, AD THIS PART/ ASSEMBLY IS REMOVED FROM THE AIRCRAFT SUBSEQUENT TO THE INSTALLATION OF THE FOLLOWING: MWO 55-1520-50-17. REFER TO SUPPLEMENT 2 TO THIS TM FOR THE NEW CONFIGURATION UOC: 5LZ	1

END OF FIGURE

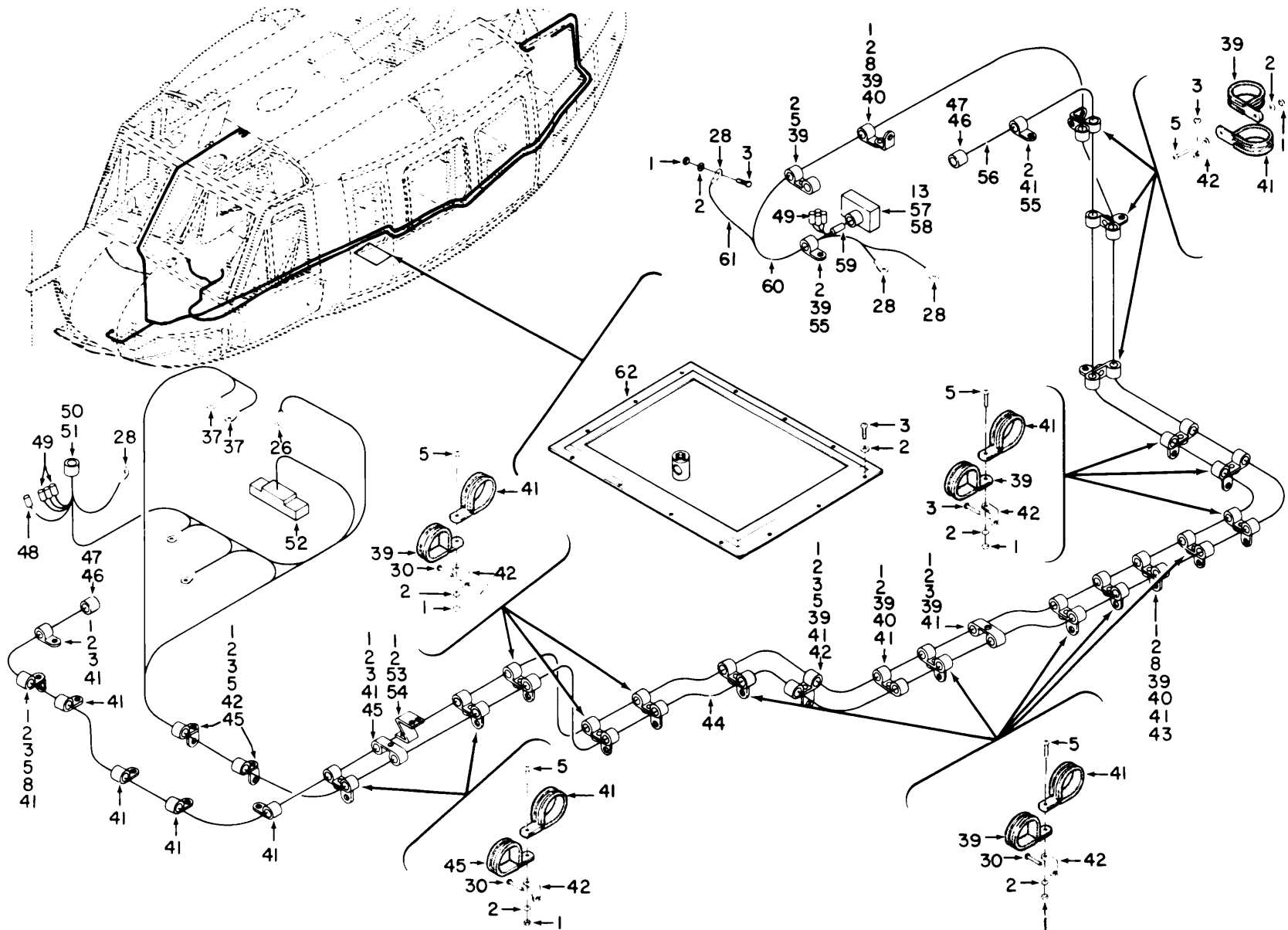




TM 11-1520-210-20P

EL3EW017

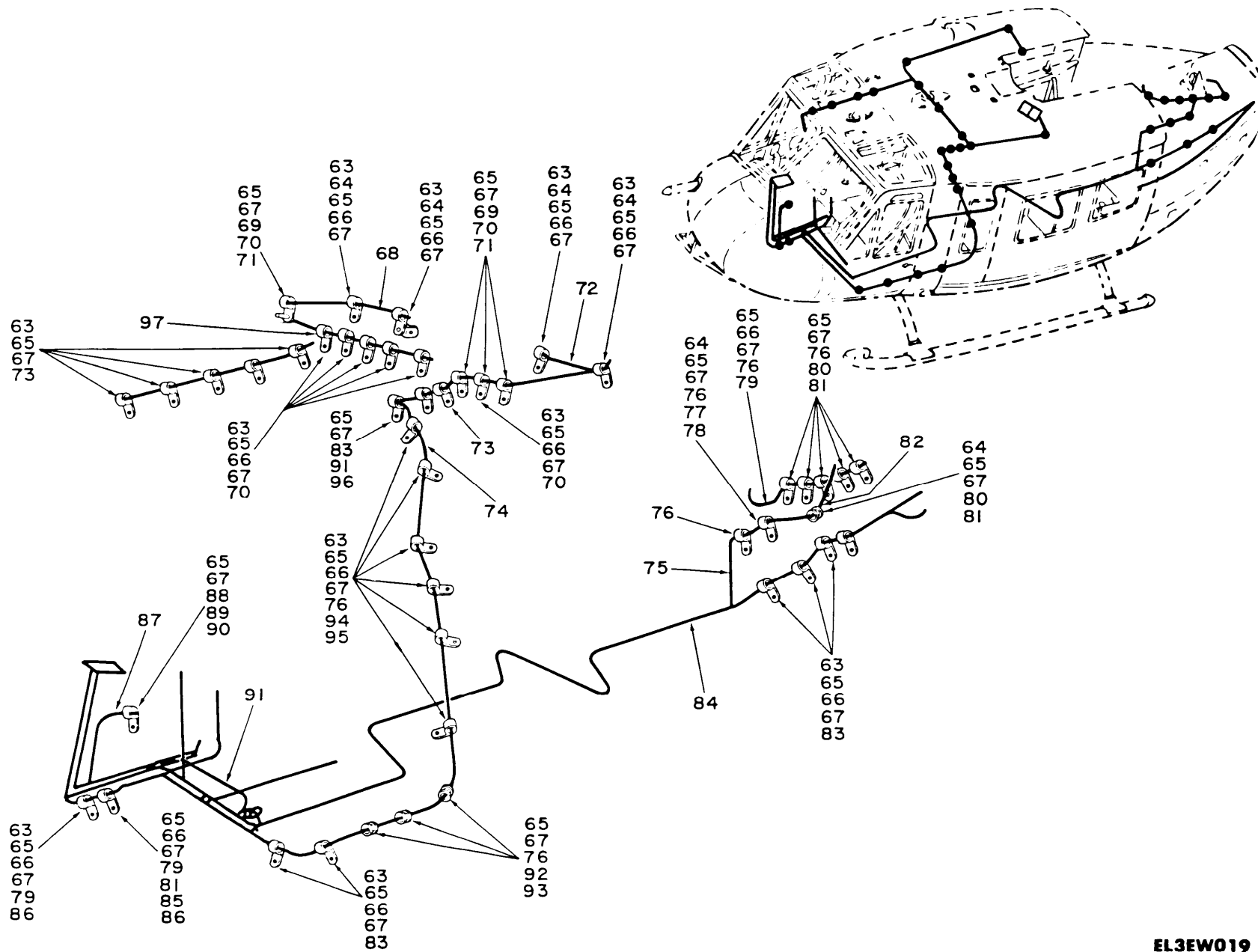
Figure 10. Communications Installation, Forward Section 64-13492 thru 66-16448 (Sheet 1 of 5).



TM 11-1520-210-20P

EL3EW018

Figure 10. Communications Installation, Forward Section 64.13492 thru 66.16448 (Sheet 2 of 5).

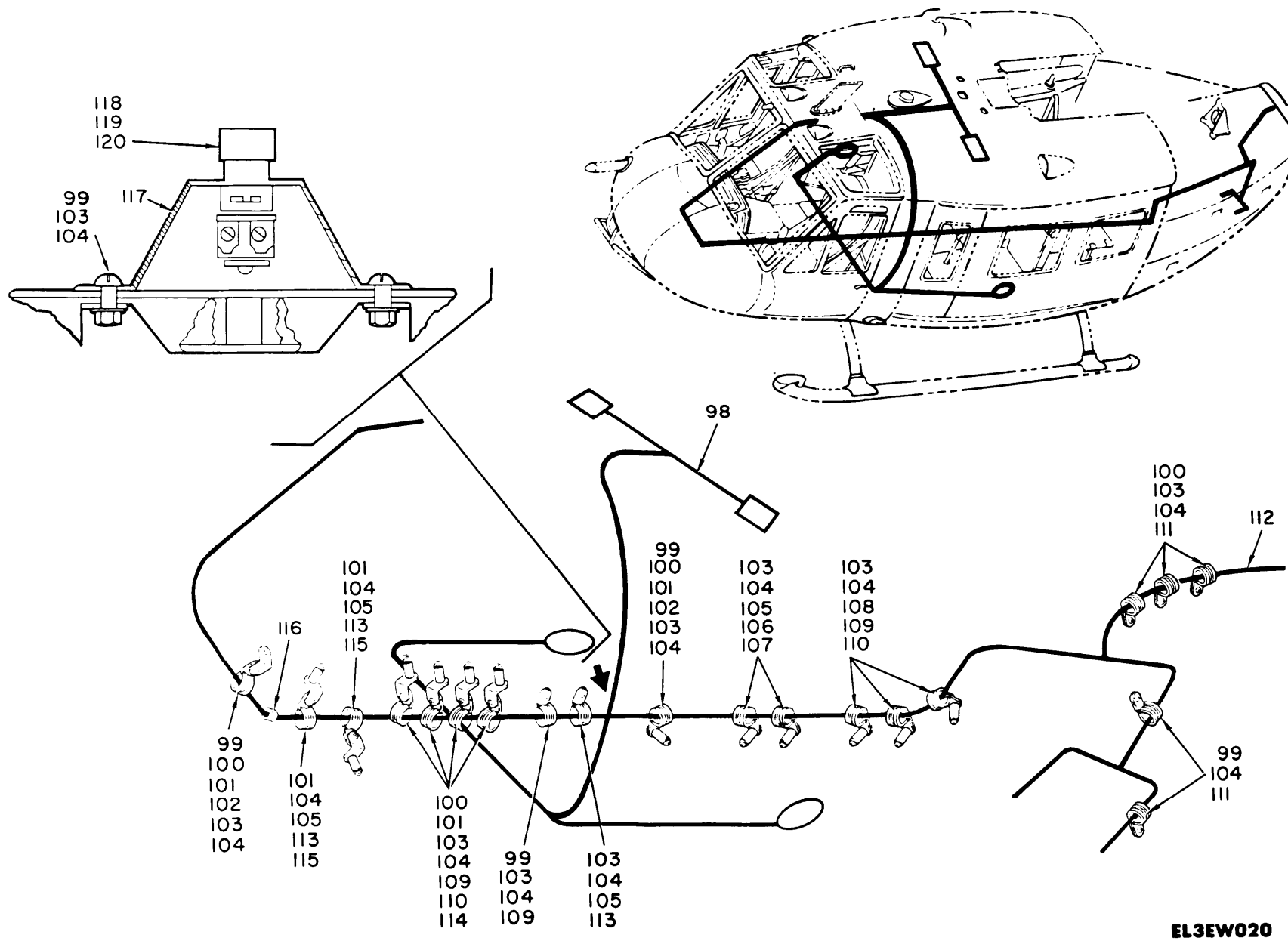


TM 11-1520-210-20P

EL3EW019

Figure 10. Communications Installation, Forward Section 64-13492 thru 66-16448 (Sheet 3 of 5).

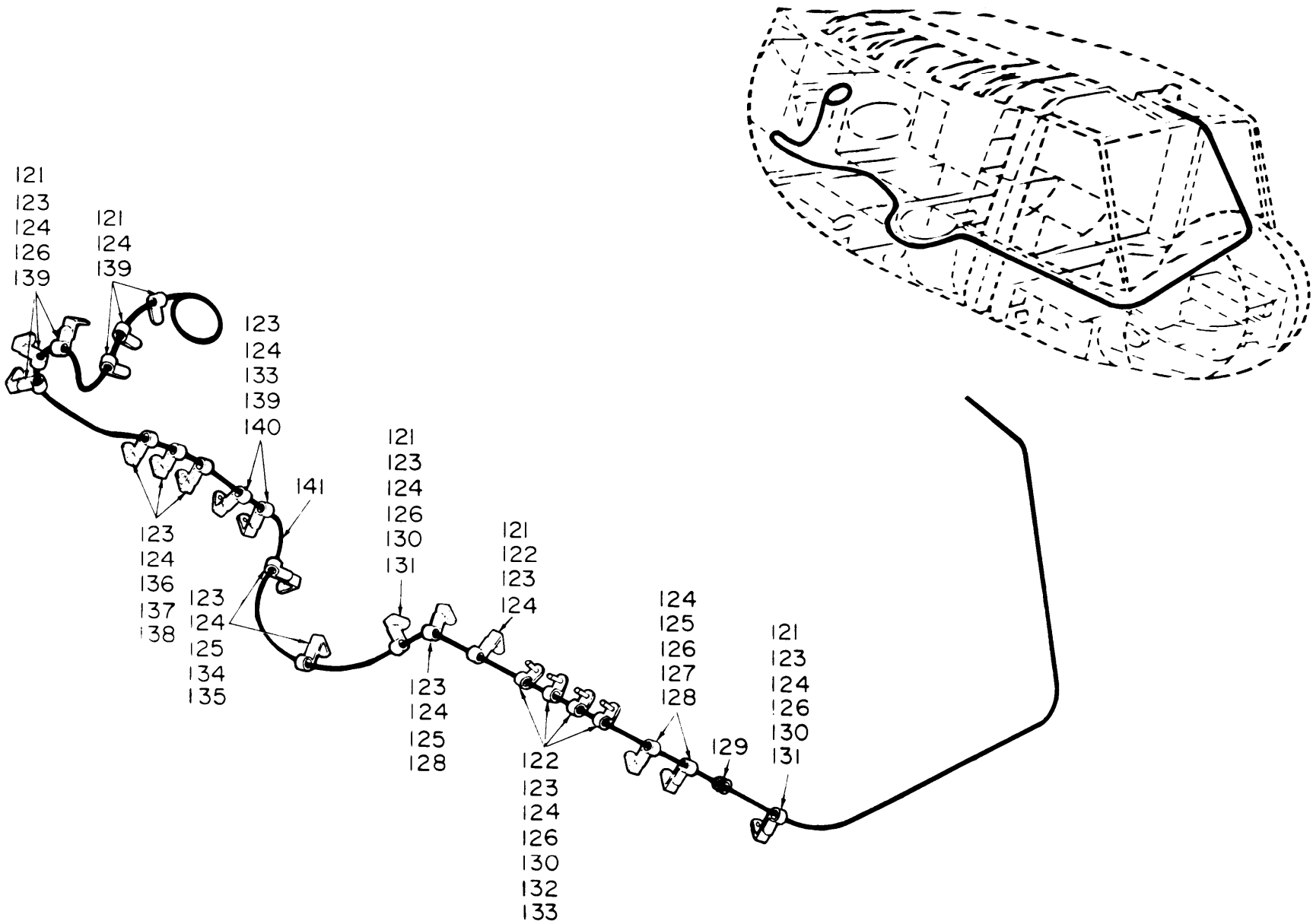




TM 11-1520-210-20P

EL3EW020

Figure 10. Communications Installation, Forward Section 64-13492 thru 66-16448 (Sheet 4 of 5).



EL3EW021

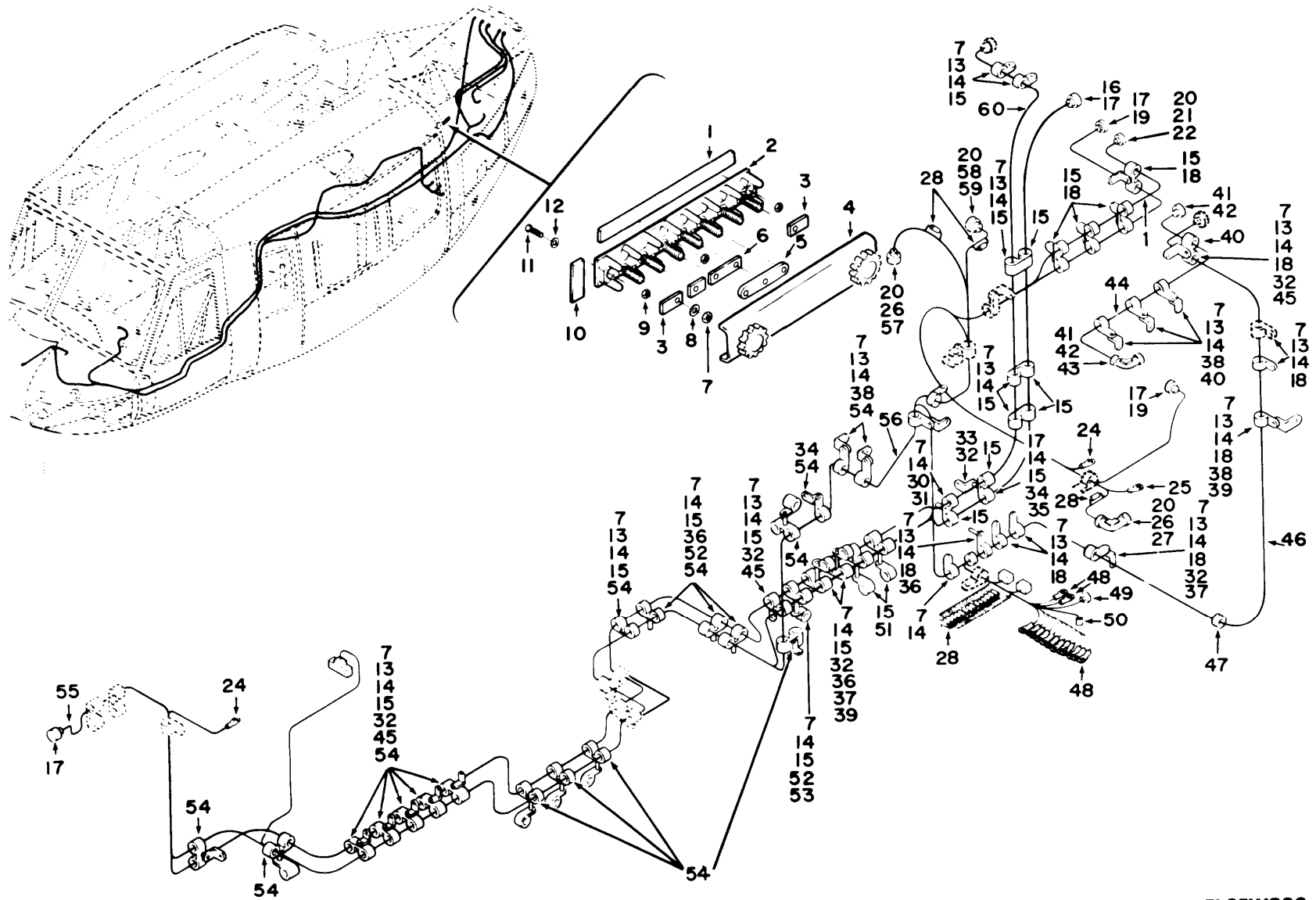
Figure 10. Communications Installation, Forward Section 64.13492 thru 66-16448 (Sheet 5 of 5).

SECTION II			TM11-1520-210-20P	C01	
(1)	(2)	(3)	(4)	(5)	(6)
ITEM	SMR		PART		
NO	CODE	FSCM	NUMBER	DESCRIPTION AND USABLE ON CODE (UOC)	QTY
GROUP 02 COMMUNICATIONS INSTALLATIONS, FORWARD SECTION 64-13492 THROUGH 66-16448					
FIGURE 10					
1	PAOZZ	96906	MS21042L3	NUT, SELF-LOCKING, EX UOC: 5LZ	132
2	PAOZZ	88044	AN960PD10L	WASHER, FLAT UOC: 5LZ	144
3	PAOZZ	96906	MS35207-263	SCREW, MACHINE UOC: 5LZ	73
4	PAOZZ	96906	MS21919WDG8	CLAMP, LOOP UOC: 5LZ	17
5	PAOZZ	96906	MS35207-261	SCREW, MACHINE UOC: 5LZ	37
6	PAOZZ	96906	MS21919WDG3	CLAMP, LOOP UOC: 5LZ	26
7	PAOZZ	80070	20-032-1	BRACKET, ANGLE UOC: 5LZ	18
8	PAOZZ	88044	AN743-12	BRACKET, ANGLE UOC: 5LZ	16
9	PAOZZ	96906	MS35207-268	SCREW, MACHINE UOC: 5LZ	1
10	PAOZZ	95105	124-3003-101	SPACER, SLEEVE UOC: 5LZ	8
19	PAOZZ	96906	MS21919WDG6	CLAMP, LOOP UOC: 5LZ	13
25	XDOZZ	96906	MS21919DG4	CLAMP, LOOP UOC: 5LZ	8
29	PAOZZ	96906	MS21919WDG10	CLAMP, LOOP UOC: 5LZ	1
30	PAOZZ	96906	MS35207-264	SCREW, MACHINE UOC: 5LZ	17
31	PAOZZ	96906	MS35207-267	SCREW, MACHINE UOC: 5LZ	17
32	PAOZZ	95105	124-3003-099	SPACER, SLEEVE UOC: 5LZ	8
33	PAOZZ	96906	MS35206-232	SCREW, MACHINE UOC: 5LZ	2
34	PAOZZ	96906	MS35207-266	SCREW, MACHINE UOC: FGK, 5LZ	1
35	PAOZZ	96906	MS35338-41	WASHER, LOCK UOC: 5LZ	10
38	PAOZZ	96906	MS35489-7	GROMMET, NONMETALLIC UOC: 5LZ	2
39	PAOZZ	96906	MS21919WDG11	CLAMP, LOOP UOC: 5LZ	21
40	PAOZZ	96906	MS35207-262	SCREW, MACHINE UOC: 5LZ	3

SECTION II		TM11-1520-210-20P		C01	
(1)	(2)	(3)	(4)	(5)	(6)
ITEM	SMR		PART		
NO	CODE	FSCM	NUMBER	DESCRIPTION AND USABLE ON CODE (UOC)	QTY
41	PAOZZ	96906	MS21919WDG7	CLAMP, LOOP UOC: 5LZ	28
42	PAOZZ	80070	20-032-1	BRACKET, ANGLE UOC: 5LZ	19
43	XBOZZ	88044	AN525-8R7	SCREW, MACHINE UOC: 5LZ	1
45	PAOZZ	96906	MS21919WDG13	CLAMP, LOOP UOC: 5LZ	5
53	XBOZZ	97499	205-075-133-1	ROCKET ASSEMBLY UOC: 5LZ	1
54	PAOZZ	88044	AN3-3A	BOLT, MACHINE UOC: 5LZ	2
55	PAOZZ	96906	MS35207-265	SCREW, MACHINE UOC: 5LZ	2
* 62	PAOZZ	97499	205-075-325-1	ANTENNA ASSEMBLY, AD THIS PART/ ASSEMBLY IS REMOVED FROM THE AIRCRAFT SUBSEQUENT TO THE INSTALLATION OF THE FOLLOWING: MWO 55-1520-50-17. REFER TO SUPPLEMENT 2 TO THIS TM FOR THE NEW CONFIGURATION UOC: 5LZ	1
83	PAOZZ	96906	MS21919D8	CLAMP, LOOP UOC: 5LY, 5LZ	2

END OF FIGURE

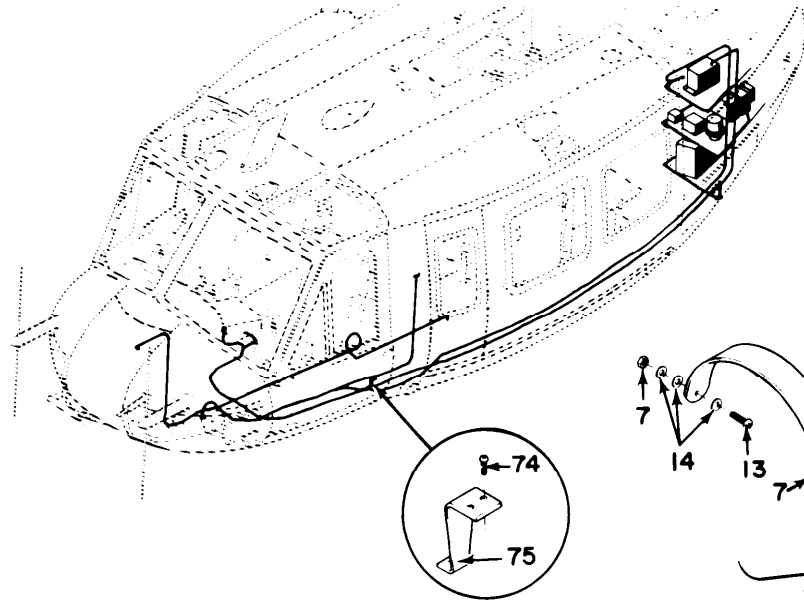




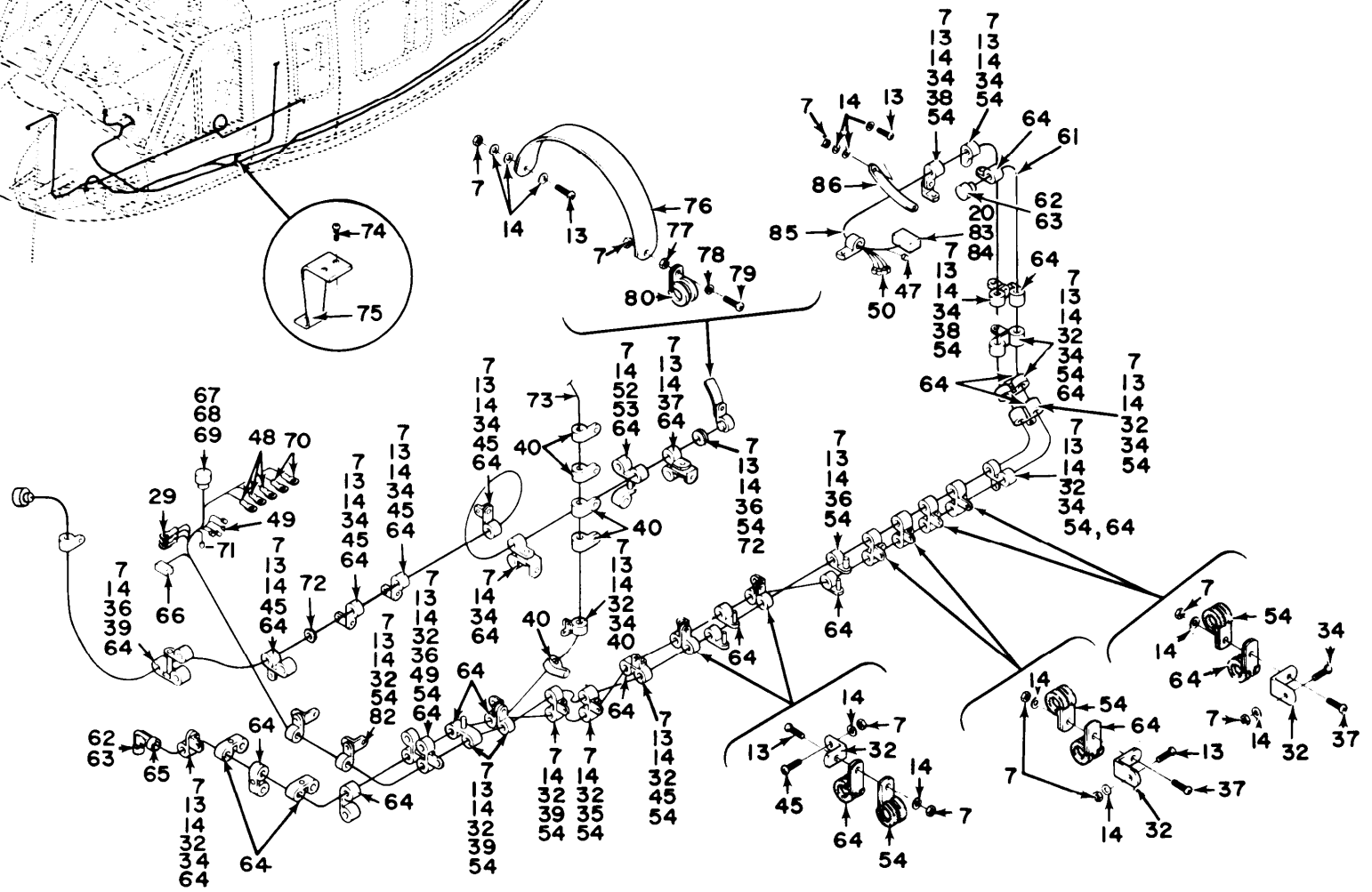
TM 11-1520-210-20P

EL3EW022

Figure 11. Communications Installation, Aft Section 65-9565 thru 65-12895 (Sheet 1 of 5).



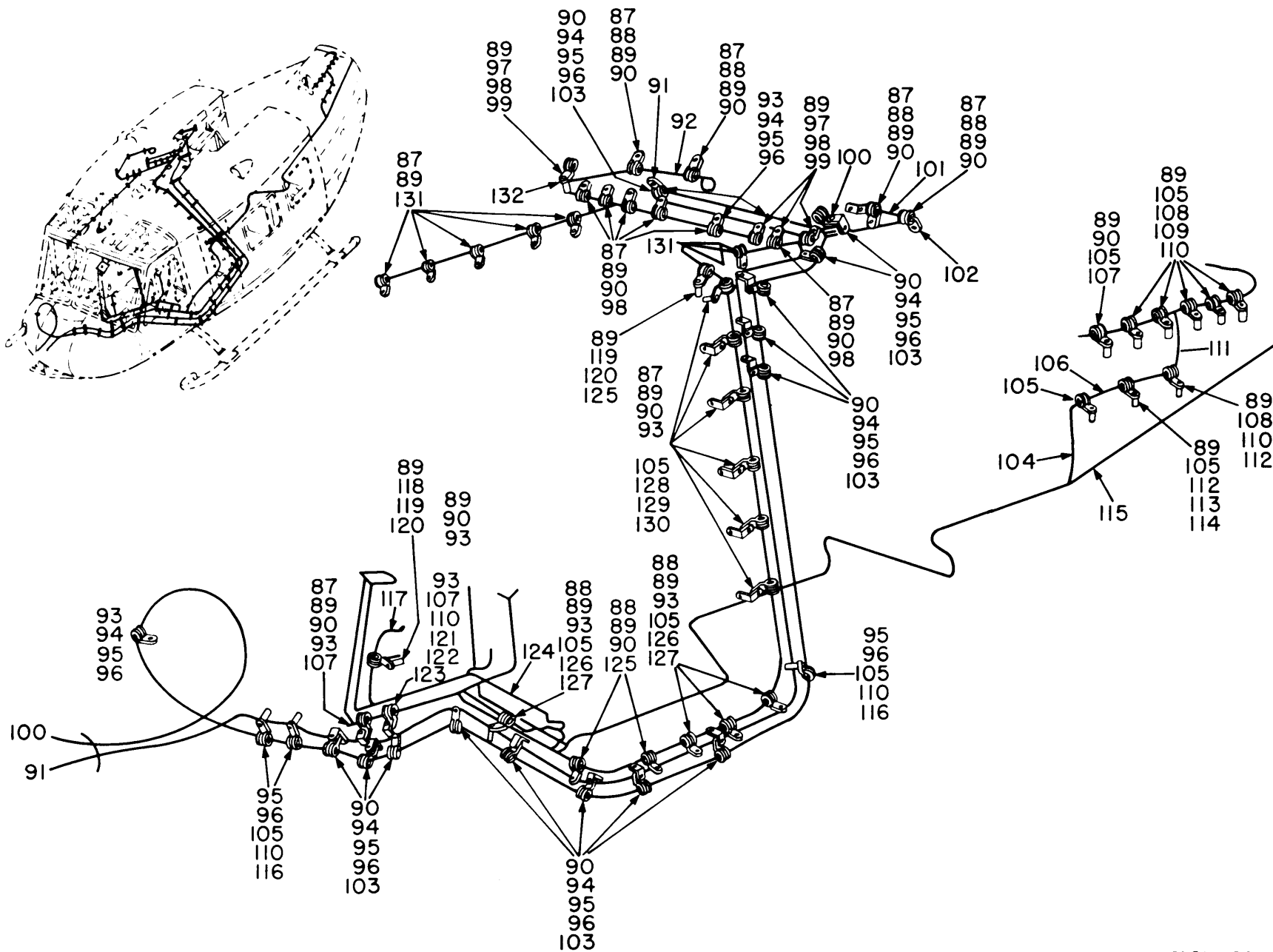
NOTE: ITEM 81 NOT USED



TM 11-1520-210-20P

EL3EW023

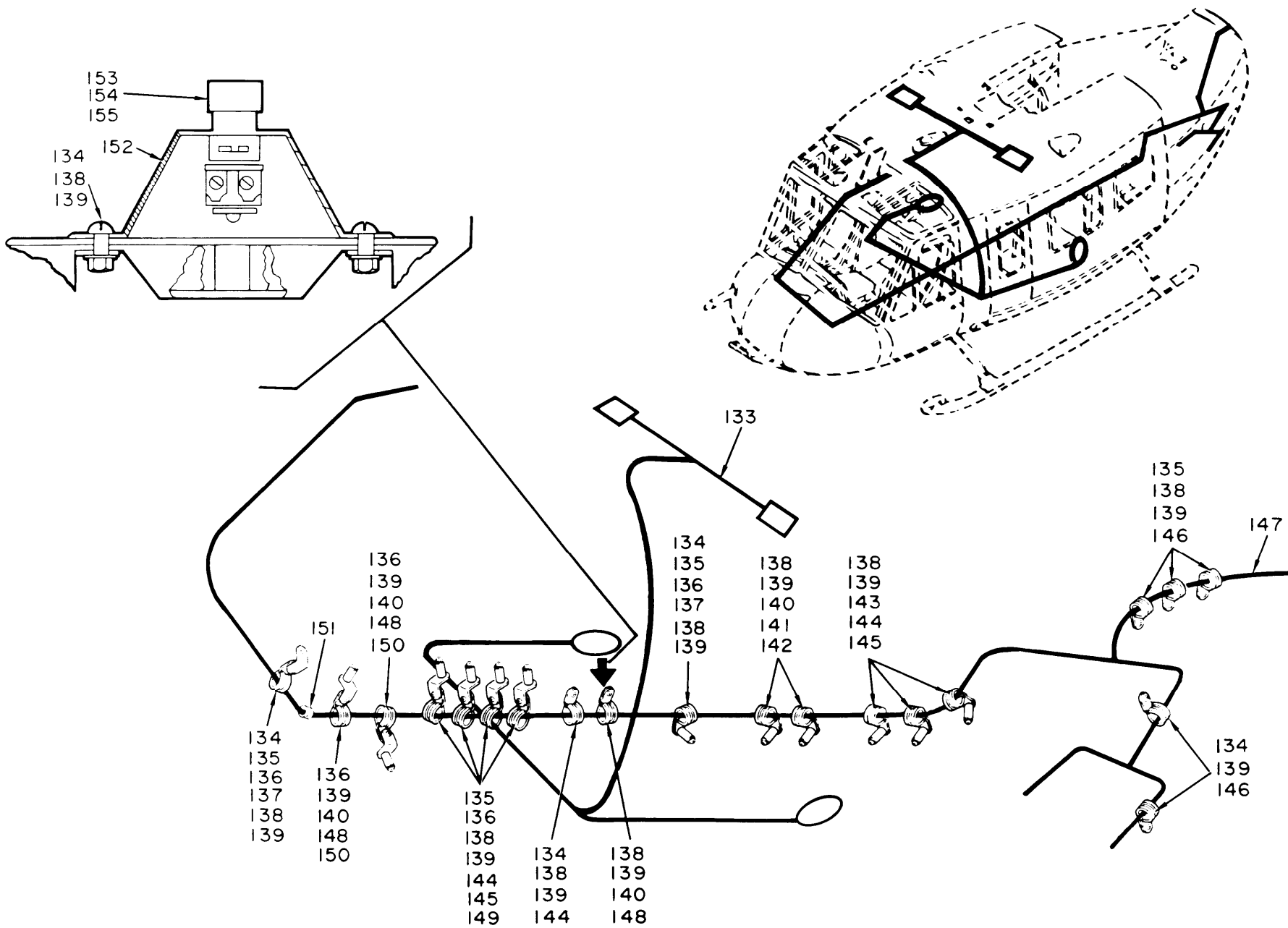
Figure 11. Communications Installation, Aft Section 65-9565 thru 65-12895 (Sheet 2 of 5).



EL3EW024

Figure 11. Communications Installation, Aft Section 65.9565 thru 65-12895 (Sheet 3 of 5).

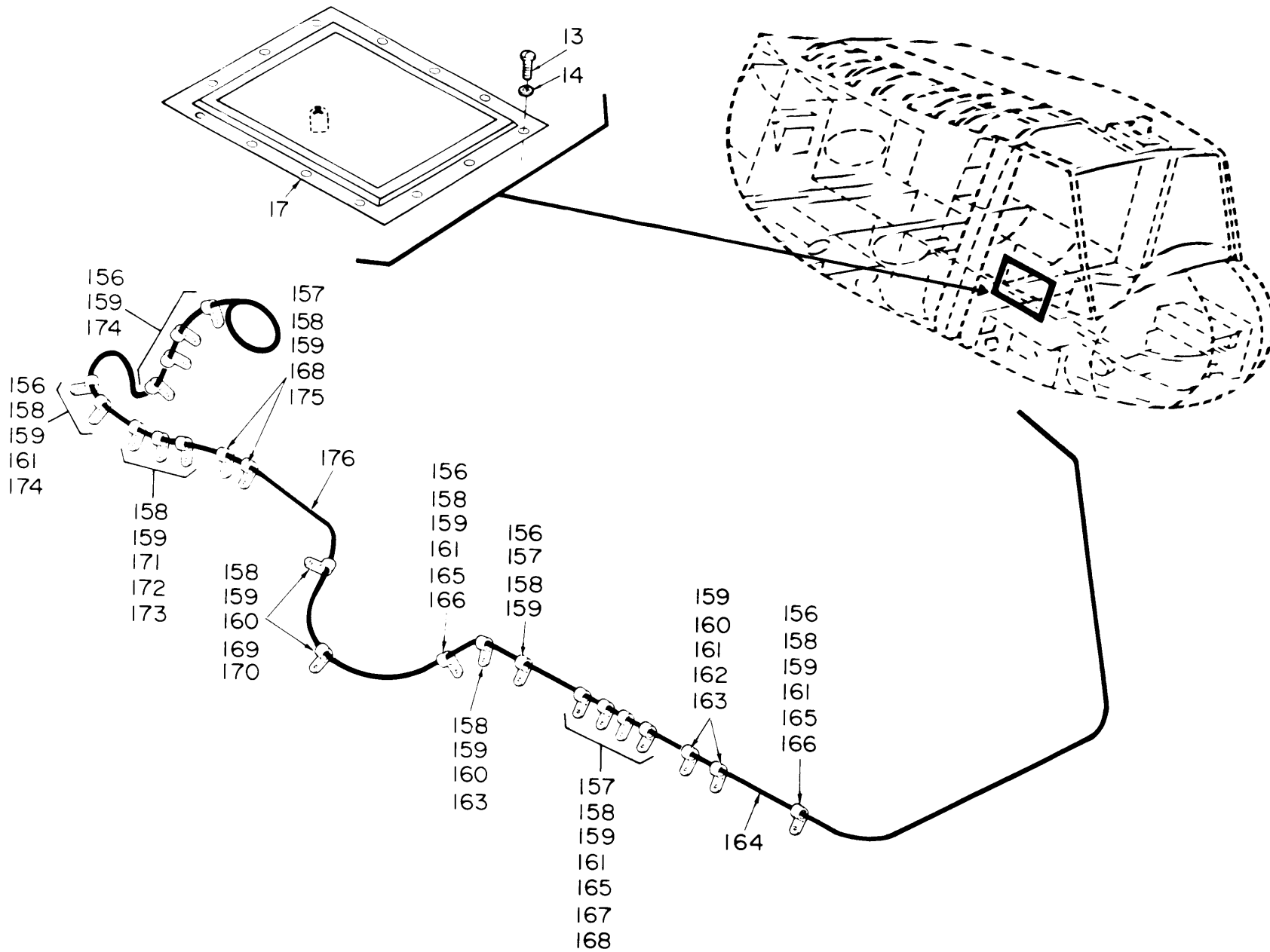




TM 11-1520-210-20P

EL3EW025

Figure 11. Communications Installation, Aft Section 65-9565 thru 65-12895 (Sheet 4 of 5).



TM 11-1520-210-20P

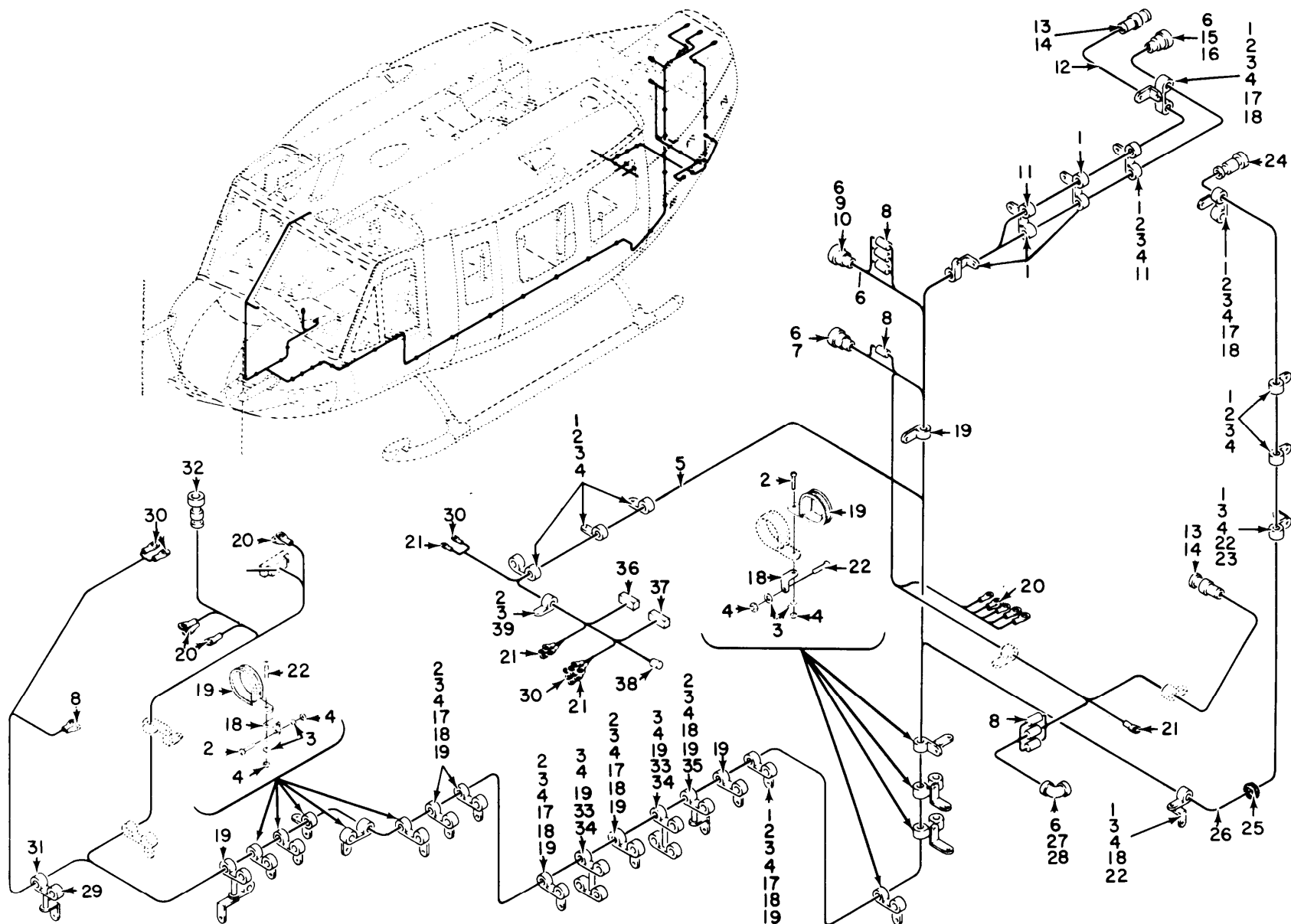
EL3EW026

Figure 11. Communications installation, Aft Section 65-9565 thru 65-12895 (Sheet 5 of 5).

SECTION II			TM11-1520-210-20P	C01	
(1)	(2)	(3)	(4)	(5)	(6)
ITEM	SMR		PART		
NO	CODE	FSCM	NUMBER	DESCRIPTION AND USABLE ON CODE (UOC)	QTY
GROUP 02 COMMUNICATIONS INSTALLATION, AFT SECTION 64-9565 THROUGH 65-12895					
FIGURE 11					
4	PAOZZ	96906	MS18029-12S16	COVER, TERMINAL BOAR UOC: 5LZ	1
7	PAOZZ	96906	MS21042L3	NUT, SELF-LOCKING, EX UOC: FGK, 5LZ	110
9	PAOZZ	96906	MS21042-04	NUT, SELF-LOCKING, EX UOC: 5LZ	3
11	PAOZZ	96906	MS35206-219	SCREW, MACHINE UOC: 5LZ	3
12	PAOZZ	88044	AN960PD4L	WASHER, FLAT UOC: 5LZ	3
13	PAOZZ	96906	MS35207-263	SCREW, MACHINE UOC: 5LZ	60
14	PAOZZ	88044	AN960PD10L	WASHER, FLAT UOC: 5LZ	135
15	PAOZZ	96906	MS21919WDG3	CLAMP, LOOP UOC: 5LZ	36
18	XDOZZ	96906	MS21919DG4	CLAMP, LOOP UOC: 5LZ	12
28	PAOZZ	81349	M7928/5-3	SPLICE, CONDUCTOR UOC: 5LZ	36
30	XDOZZ	80205	NAS603-22P	SCREW, MACHINE UOC: 5LZ	1
31	PAOZZ	95105	124-3003-101	SPACER, SLEEVE UOC: 5LZ	1
32	PAOZZ	80070	20-032-1	BRACKET, ANGLE UOC: 5LZ	34
34	PAOZZ	96906	MS35207-261	SCREW, MACHINE UOC: 5LZ	17
35	PAOZZ	96906	MS35207-267	SCREW, MACHINE UOC: FGK, 5LZ	1
36	PAOZZ	13499	124-3003-103	SPACER, SLEEVE UOC: FGK, 5LZ	11
37	PAOZZ	96906	MS35207-262	SCREW, MACHINE UOC: 5LZ	8
38	PAOZZ	88044	AN743-12	BRACKET, ANGLE UOC: 5LZ	8
39	PAOZZ	96906	MS35207-268	SCREW, MACHINE UOC: FGK, 5LZ	8
40	PAOZZ	96906	MS21919WDG6	CLAMP, LOOP UOC: 5LZ	10
45	PAOZZ	96906	MS35207-264	SCREW, MACHINE UOC: FGK, 5LZ	14
47	PAOZZ	96906	MS35489-6	GROMMET, NONMETALLIC UOC: 5LZ	1

SECTION II		TM11-1520-210-20P		C01	
(1)	(2)	(3)	(4)	(5)	(6)
ITEM	SMR		PART		
NO	CODE	FSCM	NUMBER	DESCRIPTION AND USABLE ON CODE (UOC)	QTY
52	ZBOZZ	03538	N80P16018C6	SCREW,MACHINE UOC:5LZ	5
53	PAOZZ	95105	124-3003-099	SPACER,SLEEVE UOC:5LZ	2
54	PAOZZ	96906	MS21919DG11	CLAMP,LOOP UOC:FGK,5LZ	44
64	PAOZZ	96906	MS21919WDG7	CLAMP,LOOP UOC:5LZ	33
72	PAOZZ	96906	MS35489-17	GROMMET,NONMETALLIC UOC:5LZ	2
74	PAOZZ	88044	AN3-3A	BOLT,MACHINE UOC:5LZ	2
75	XBOZZ	97499	205-075-133-1	ROCKET ASSEMBLY UOC:5LZ	1
77	PAOZZ	96906	MS35650-305	NUT,PLAIN,HEXAGON UOC:5LZ	1
78	PAOZZ	96906	MS35335-32	WASHER,LOCK UOC:FGK,5LZ	1
79	PAOZZ	96906	MS35207-265	SCREW,MACHINE UOC:5LZ	1
80	PAOZZ	88044	AN742D7	CLAMP,LOOP UOC:5LZ	1
82	XBOZZ	88044	AN525-8R7	SCREW,MACHINE UOC:5LZ	1
125	PAOZZ	96906	MS21919D8	CLAMP,LOOP UOC:5LY,5LZ	2
* 177	PAOZZ	97499	205-075-325-1	ANTENNA ASSEMBLY,AD THIS PART/ ASSEMBLY IS REMOVED FROM THE AIRCRAFT SUBSEQUENT TOTHE INSTALLATION OF THE FOLLOWING: MW0 55-1520-50-17. REFER TO SUPPLEMENT 2 TO THIS TM FOR THE NEW CONFIGURATION UOC:5LY,5LZ	1

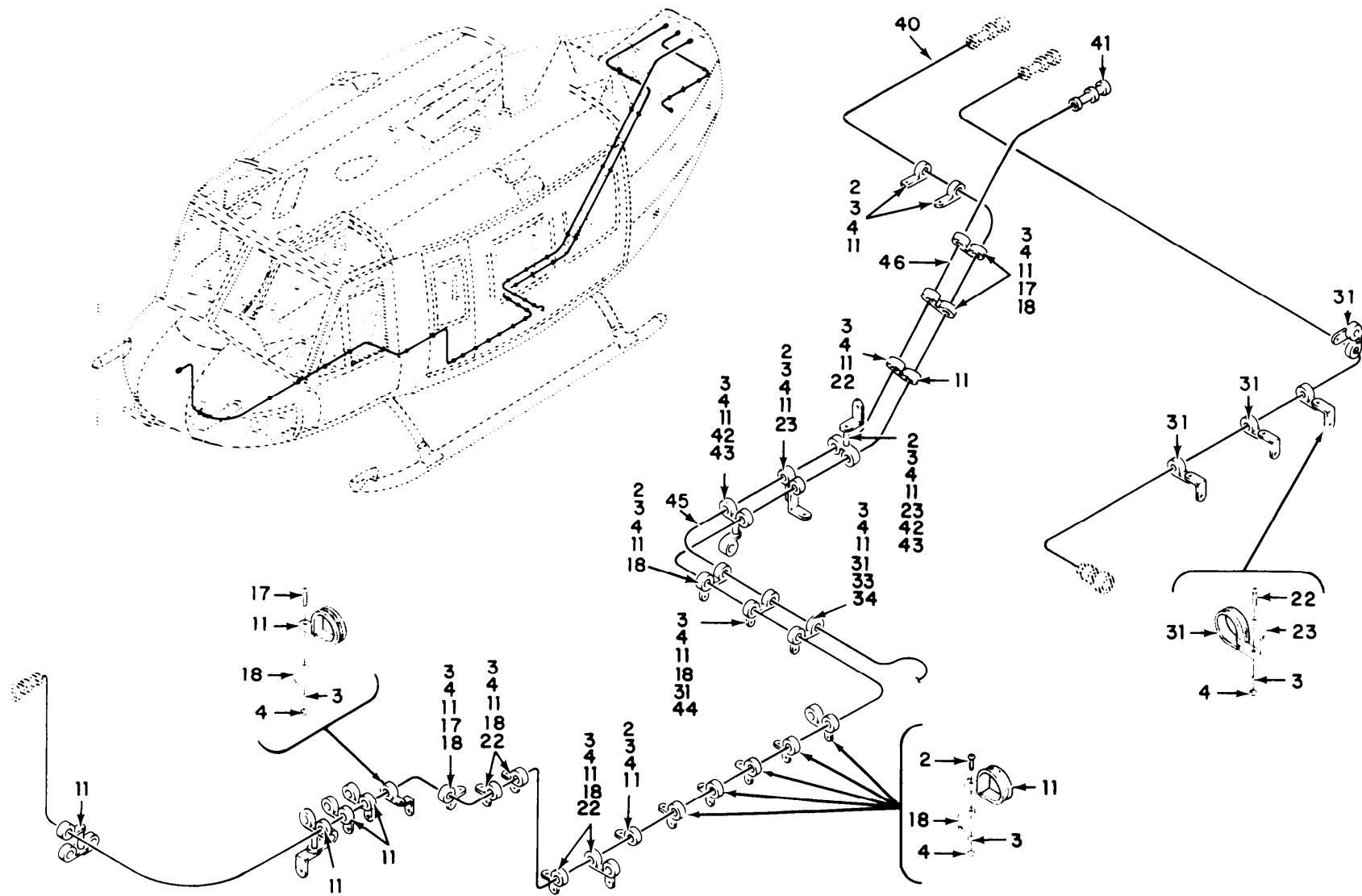
END OF FIGURE



TM 11-1520-210-20P

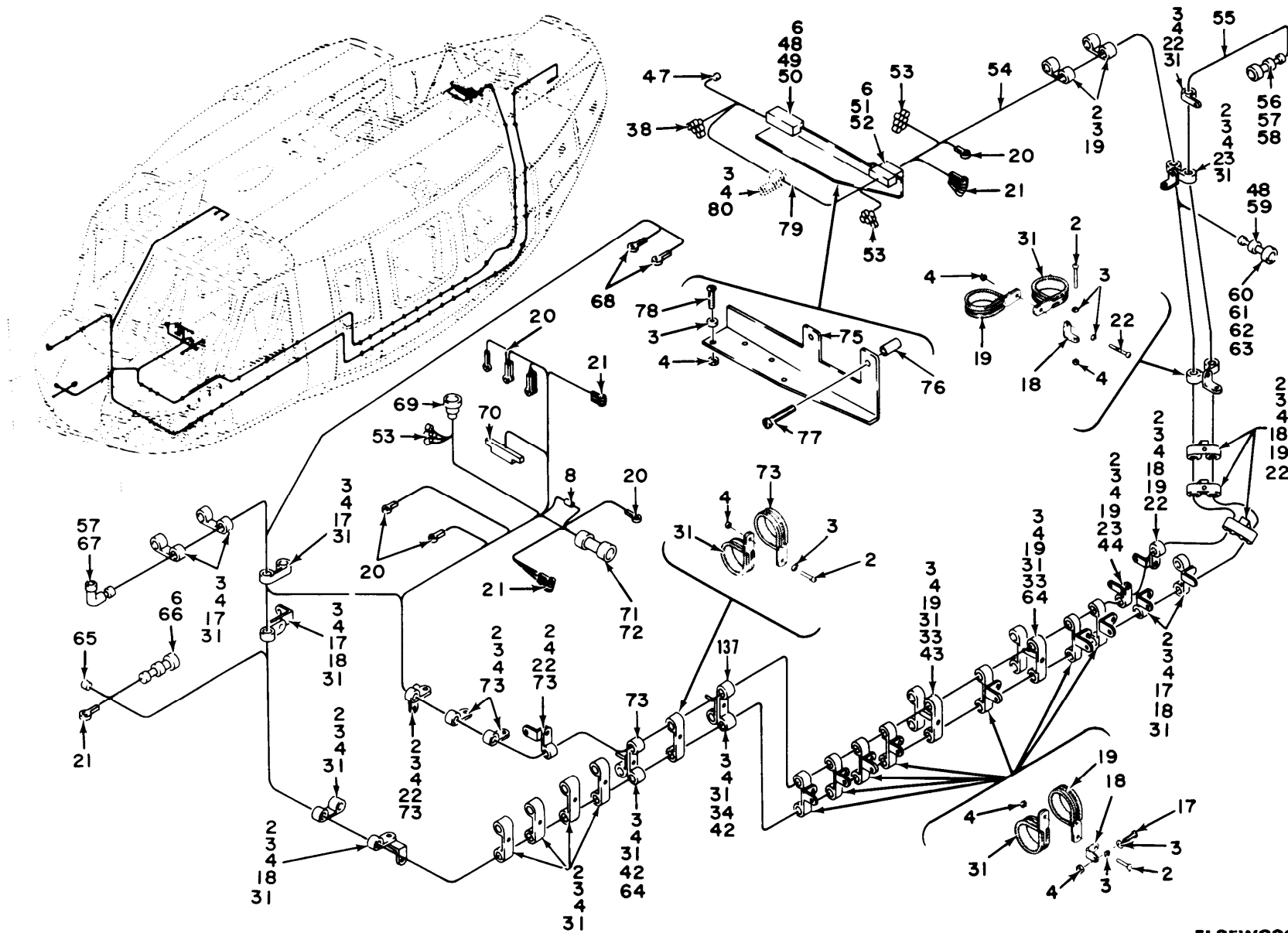
EL3EW027

Figure 12. Communications Installation, Forward Section (Sheet 1 of 6).



EL3EW028

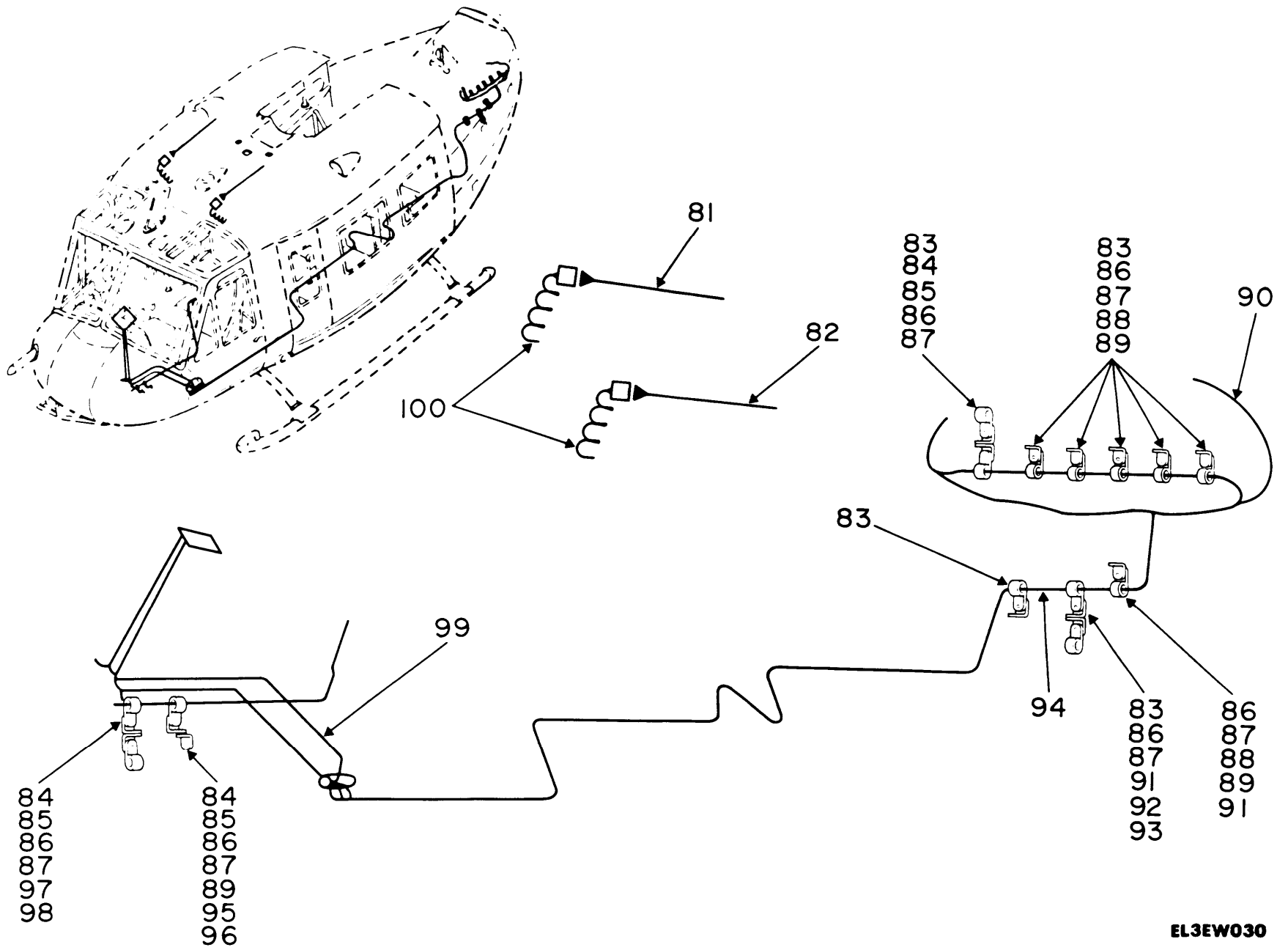
Figure 12. Communications Installation, Forward Section (Sheet 2 of 6).



TM 11-1520-210-20P

EL3EW029

Figure 12. Communications Installation, Forward Section (Sheet 3 of 6).

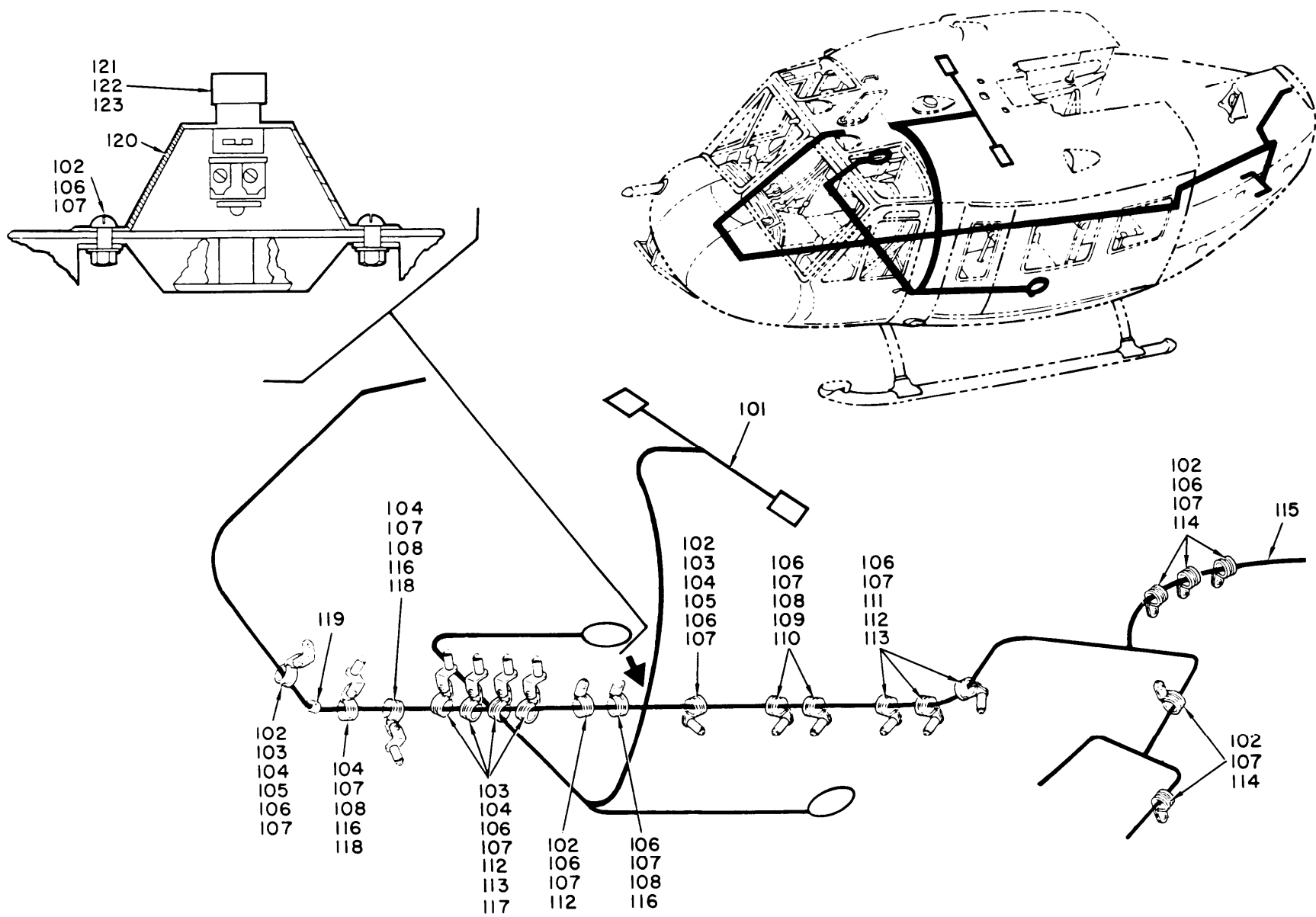


TM 11-1520-210-20P

EL3EW030

Figure 12. Communications Installation, Forward Section (Sheet 4 of 6).





TM 11-1520-210-20P

EL3EW031

Figure 12. Communications Installation, Forward Section (Sheet 5 of 6).

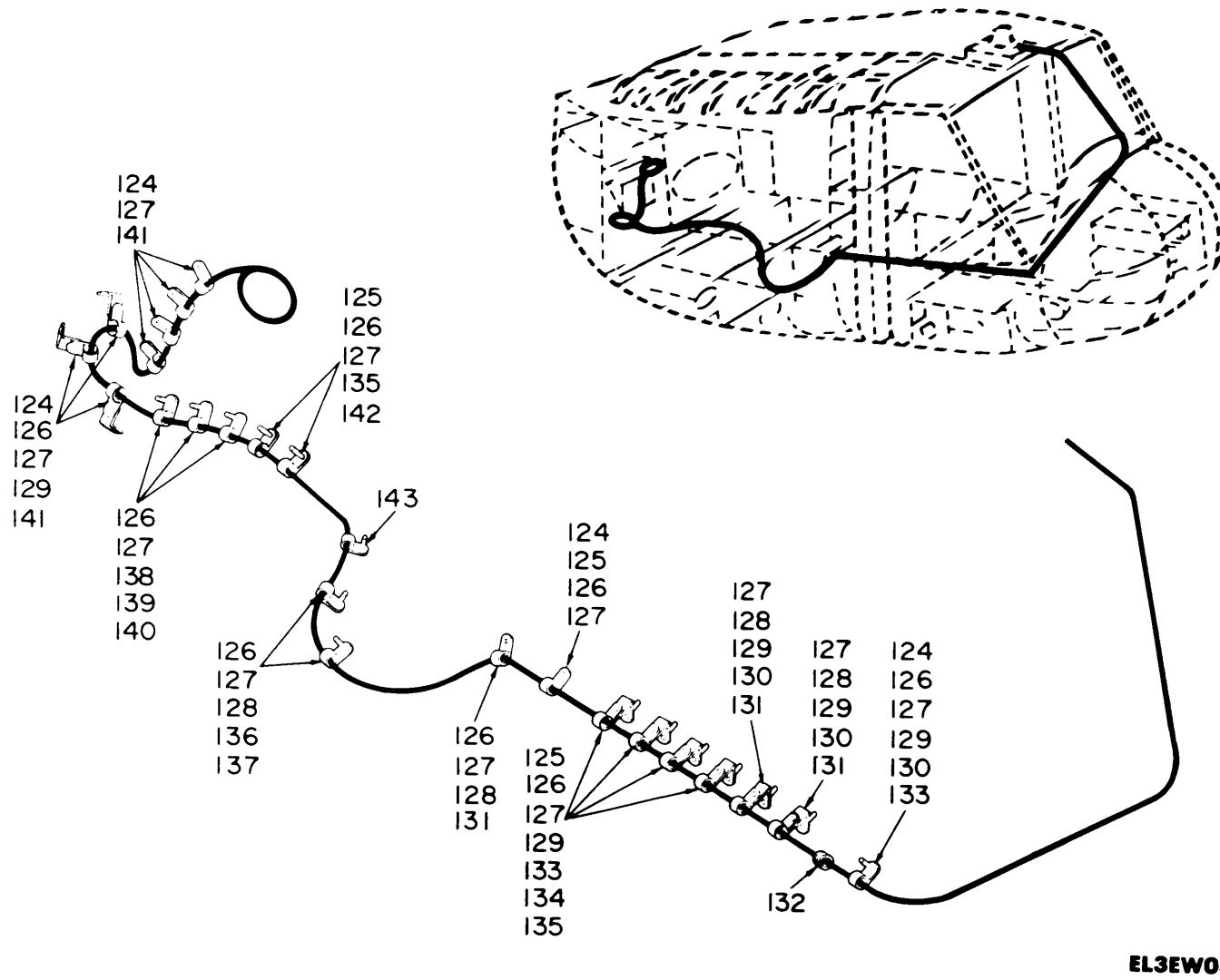
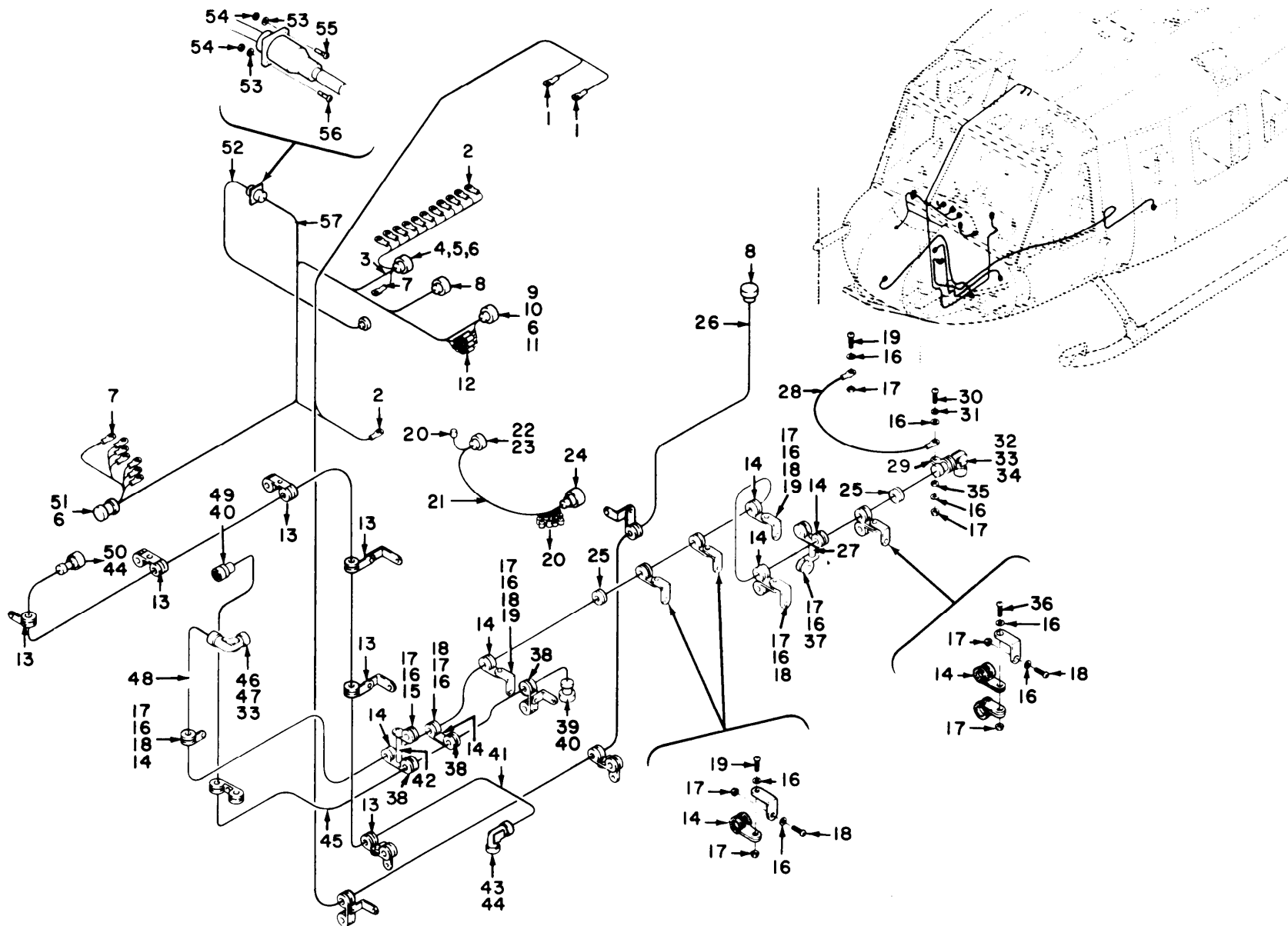


Figure 12. Communications Installation, Forward Section (Sheet 6 of 6).

SECTION II			TM11-1520-210-20P	C01	
(1)	(2)	(3)	(4)	(5)	(6)
ITEM	SMR		PART		
NO	CODE	FSCM	NUMBER	DESCRIPTION AND USABLE ON CODE (UOC)	QTY
				GROUP 02 COMMUNICATIONS INSTALLATION, AFT FORWARD SECTION	
				FIGURE 12	
1	XDOZZ	96906	MS21919DG4	CLAMP, LOOP UOC: 5LZ	13
2	PAOZZ	96906	MS35207-262	SCREW, MACHINE UOC: 5LZ	62
3	PAOZZ	88044	AN960PD10L	WASHER, FLAT UOC: FGK, 5LZ	148
4	PAOZZ	96906	MS21042L3	NUT, SELF-LOCKING, EX UOC: FGK, 5LZ	140
11	PAOZZ	96906	MS21919WDG3	CLAMP, LOOP UOC: 5LZ	37
17	PAOZZ	96906	MS35207-264	SCREW, MACHINE UOC: 5LZ	27
18	PAOZZ	80070	20-032-1	BRACKET, ANGLE UOC: 5LZ	46
19	PAOZZ	96906	MS25281-F7	CLAMP, LOOP UOC: 5LZ	38
22	PAOZZ	96906	MS35207-263	SCREW, MACHINE UOC: 5LZ	31
23	PAOZZ	88044	AN743-12	BRACKET, ANGLE UOC: 5LZ	6
25	PAOZZ	96906	MS35489-6	GROMMET, NONMETALLIC UOC: 5LZ	1
29	PAOZZ	96906	MS21919WDG14	CLAMP, LOOP UOC: 5LZ	1
31	PAOZZ	96906	MS21919WDG6	CLAMP, LOOP UOC: 5LZ	35
33	PAOZZ	96906	MS35207-269	SCREW, MACHINE UOC: 5LZ	5
34	PAOZZ	95105	124-3003-101	SPACER, SLEEVE UOC: 5LZ	4
35	PAOZZ	96906	MS35207-266	SCREW, MACHINE UOC: 5LZ	1
39	PAOZZ	96906	MS21919WDG7	CLAMP, LOOP UOC: 5LZ	1
42	PAOZZ	96906	MS35207-268	SCREW, MACHINE UOC: 5LZ	4
43	PAOZZ	13499	124-3003-103	SPACER, SLEEVE UOC: 5LZ	3
44	XBOZZ	88044	AN525-8R7	SCREW, MACHINE UOC: 5LZ	3
64	PAOZZ	18876	8168041	SPACER, SLEEVE UOC: 5LZ	2
73	PAOZZ	96906	MS1919WDG16	CLAMP, LOOP UOC: 5LZ	6
74	PAOZZ	96906	MS21919WDG13	CLAMP, LOOP	1

SECTION II			TM11-1520-210-20P	C01	
(1)	(2)	(3)	(4)	(5)	(6)
ITEM	SMR		PART		
NO	CODE	FSCM	NUMBER	DESCRIPTION AND USABLE ON CODE (UOC)	QTY
75	XBOZZ	97499	205-075-236-1	UOC:5LZ BRACKET, ASSEMBLY	1
76	PAOZZ	80205	43DD1-32	UOC:5LZ SPACER, SLEEVE	2
77	PAOZZ	96906	MS35206-232	UOC:5LZ SCREW, MACHINE	2
78	PAOZZ	88044	AN525-10R11	UOC:5LZ SCREW, MACHINE	4
80	PAOZZ	96906	MS35207-265	UOC:5LZ SCREW, MACHINE	1
96	PAOZZ	96906	MS21919WDG3	UOC:5LZ CLAMP, LOOP	1
98	PAOZZ	96906	MS21122-4	UOC:5LY, 5LZ CLAMP, LOOP	1
113	PAOZZ	95105	124-3003-099	UOC:5LY, 5LZ SPACER, SLEEVE EFFECTIVITY 65-9641, 9808, 12851, 9646 AND 9926	2
126	PAOZZ	96906	MS21044N3	UOC:5LY, 5LZ NUT, SELF-LOCKING, HE OUC:5LY, 5LZ	8
END OF FIGURE					

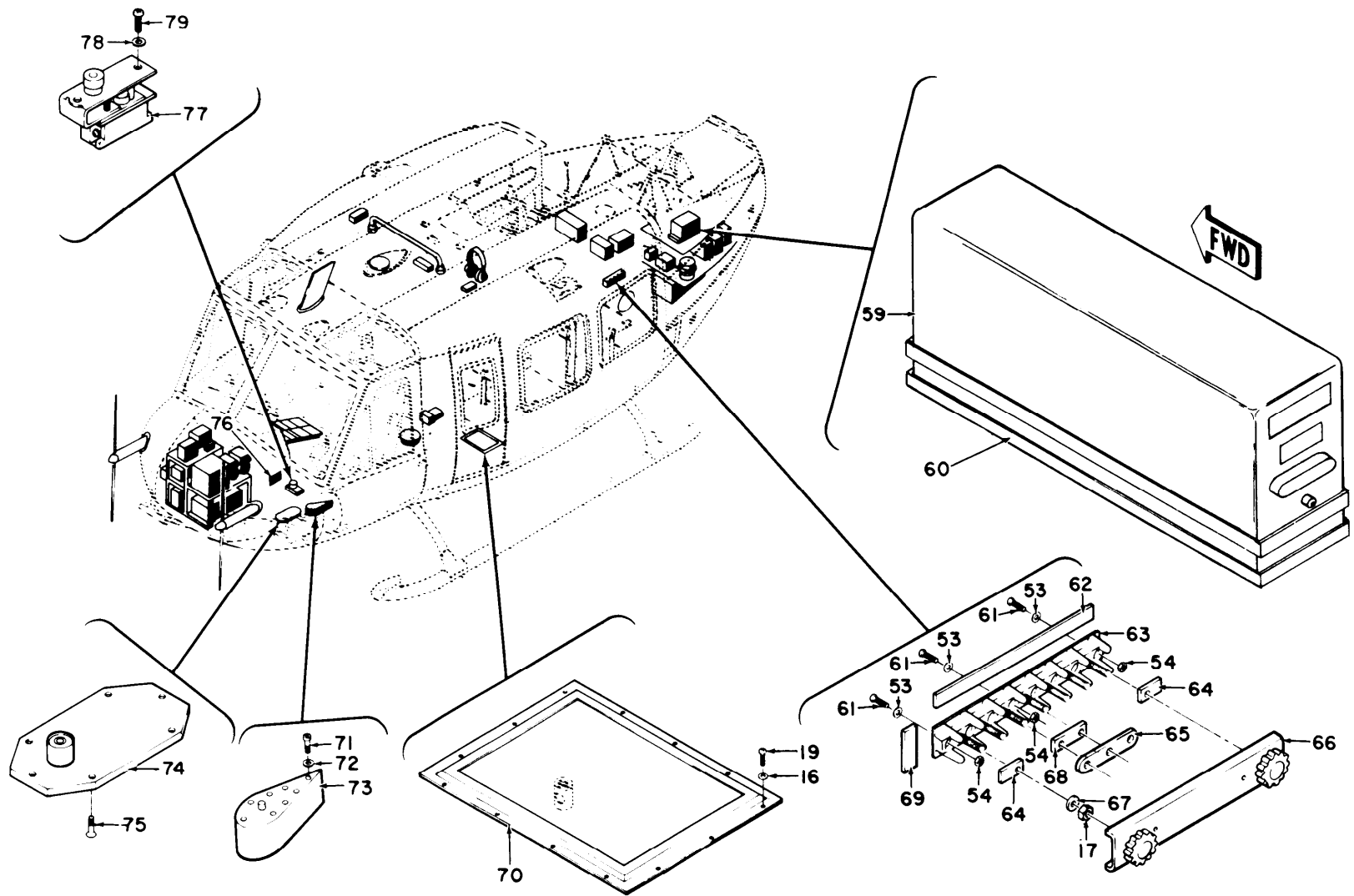




TM 11-1520-210-20P

EL3EW033

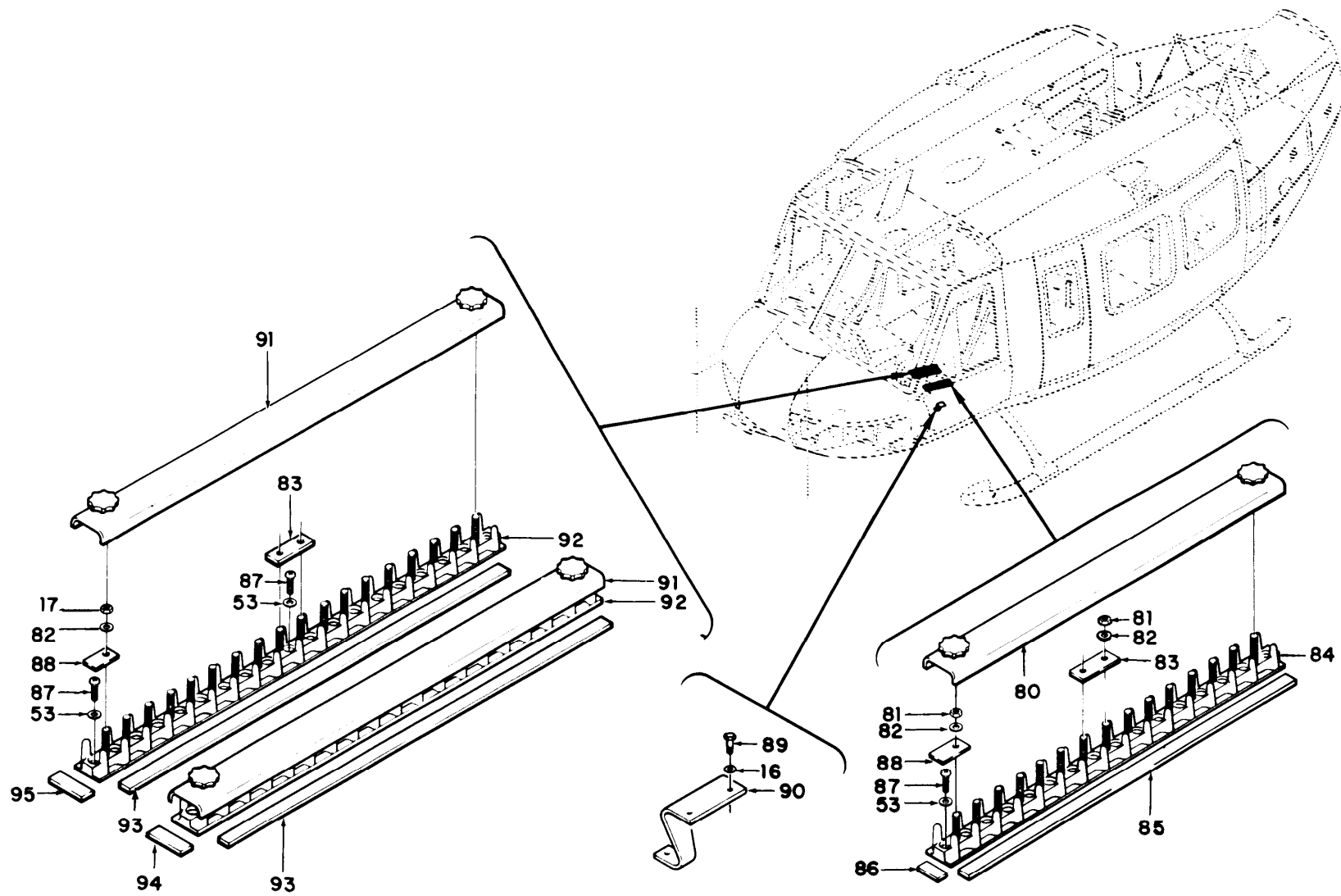
Figure 13. Communications Installation, Forward Section 65-9565 thru 65-12895 (Sheet 1 of 3).



TM 11-1520-210-20P

EL3EW034

Figure 13. Communications Installation, Forward Section 65.9565 thru 65-12895 (Sheet 2 of 3).



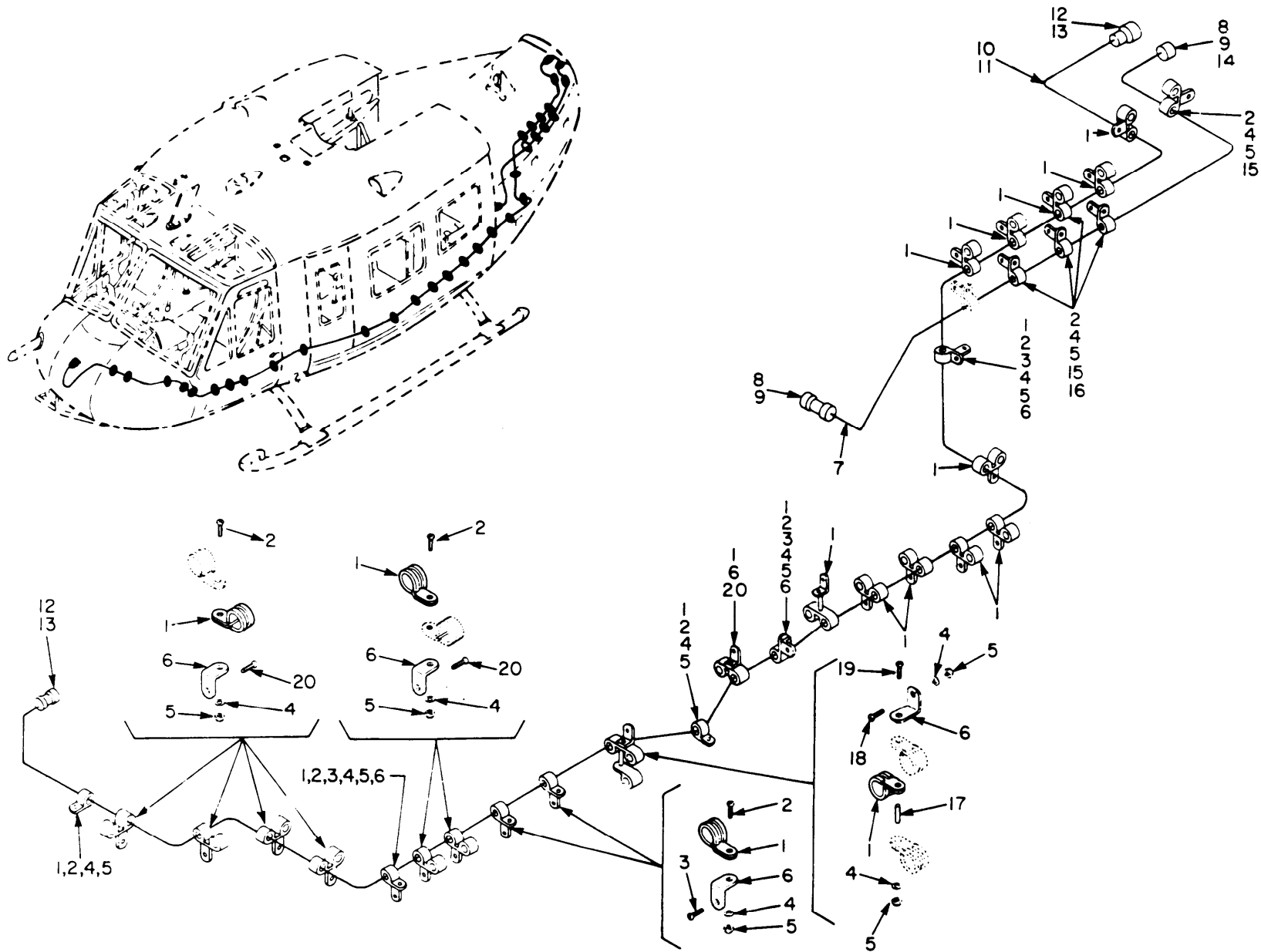
EL3EW035

Figure 13. Communications installation, Forward Section 65.9565 thru 65-12895 (Sheet 3 of 3).



SECTION II			TM11-1520-210-20P		
(1)	(2)	(3)	(4)	(5)	(6)
ITEM	SMR		PART		
NO	CODE	FSCM	NUMBER	DESCRIPTION AND USABLE ON CODE (UOC)	QTY
				COMMUNICATIONS INSTALLATION, FORWARD SECTION 65-9565 THROUGH 65-12895	
				FIGURE 13	
14	PAOZZ	96906	MS21919WDG7	CLAMP, LOOP UOC: 5LZ	10
15	PAOZZ	13499	124-3003-103	SPACER, SLEEVE UOC: 5LZ	1
15	PAOZZ	96906	MS35207-264	SCREW, MACHINE UOC: 5LZ	1
16	PAOZZ	88044	AN960PD10L	WASHER, FLAT UOC: 5LZ	37
17	PAOZZ	96906	MS21042L3	NUT, SELF-LOCKING, EX UOC: 5LZ	62
18	PAOZZ	96906	MS35207-262	SCREW, MACHINE UOC: 5LZ	10
19	PAOZZ	96906	MS35207-263	SCREW, MACHINE UOC: 5LZ	18
25	PAOZZ	96906	MS35489-17	GROMMET, NONMETALLIC UOC: 5LZ	2
27	XBOZZ	24446	N80P16018C6	SCREW, MACHINE UOC: 5LZ	1
29	PAOZZ	88044	AN742D7	CLAMP, LOOP UOC: 5LZ	1
30	PAOZZ	96906	MS35207-265	SCREW, MACHINE UOC: 5LZ	1
31	PAOZZ	96906	MS35335-32	WASHER, LOCK UOC: 5LZ	1
35	PAOZZ	96906	MS35650-305	NUT, PLAIN, HEXAGON UOC: 5LZ	1
37	PAOZZ	13499	124-3003-099	SPACER, SLEEVE UOC: 5LZ	1
38	PAOZZ	96906	MS21919WDG3	CLAMP, LOOP UOC: 5LZ	3
42	PAOZZ	96906	MS35207-268	SCREW, MACHINE UOC: 5LZ	1
53	PAOZZ	88044	AN960PD4L	WASHER, FLAT UOC: 5LZ	16
54	PAOZZ	96906	MS21042-04	NUT, SELF-LOCKING, EX UOC: 5LZ	1
55	PAOZZ	96906	MS35206-214	SCREW, MACHINE UOC: 5LZ	1
56	PAOZZ	96906	MS35265-14	SCREW, MACHINE UOC: 5LZ	1
59	PAODD	80058	RT-859/APX-72	RECEIVER-TRANSMITTE UOC: 5LZ	1
60	PAOZZ	80058	MT-3809/APX-72	MOUNT, TRANSPONDER UOC: 5LZ	1

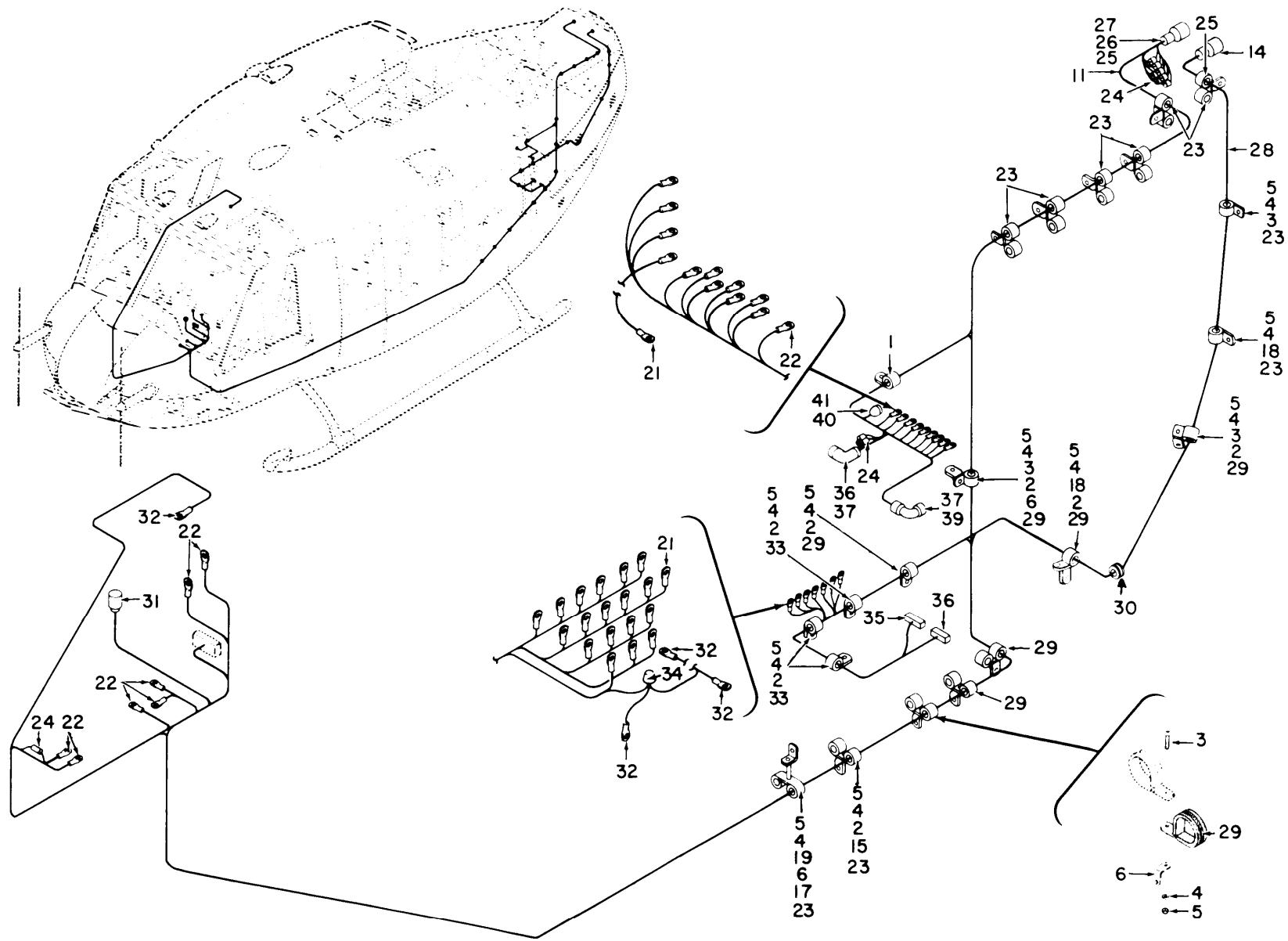
SECTION II			TM11-1520-210-20P		
(1)	(2)	(3)	(4)	(5)	(6)
ITEM	SMR		PART		
NO	CODE	FSCM	NUMBER	DESCRIPTION AND USABLE ON CODE (UOC)	QTY
61	PAOZZ	96906	MS35206-219	SCREW, MACHINE UOC: 5LZ	3
66	PAOZZ	96906	MS18029-12S16	COVER ASSEMBLY, ELEC UOC: 5LZ	1
67	PAOZZ	96906	MS45901-4	WASHER, FLAT UOC: 5LZ	7
70	PAOZZ	97499	205-075-325-1	ANTENNA ASSEMBLY, AD UOC: 5LZ	1
71	PAOZZ	96906	MS35207-260	SCREW, MACHINE UOC: 5LZ	8
72	PAOZZ	96906	MS35333-39	WASHER, LOCK UOC: 5LZ	8
73	PAOZZ	80058	AT-640A/ARN	ANTENNA AT640ARN UOC: 5LZ	1
74	PAOHH	80058	AT-884/APX-44	ANTENNA UOC: 5LZ	1
76	XBOZZ	97499	204-075-342-37	MARKER, IDENTIFICATI UOC: 5LZ	2
80	PAOZZ	96906	MS18029-1S15	COVER, TERMINAL BOAR UOC: 5LZ	1
81	PAOZZ	96906	MS21042L06	NUT, SELF-LOCKING, EX UOC: 5LZ	15
82	PAOZZ	88044	AN961-6	WASHER, FLAT UOC: 5LZ	51
84	PAOZZ	96906	MS27212-1-20	TERMINAL BOARD UOC: 5LZ	1
87	PAOZZ	96906	MS35206-215	SCREW, MACHINE UOC: 5LZ	9
89	PAOZZ	88044	AN3-3A	BOLT, MACHINE UOC: 5LZ	2
91	PAOZZ	96906	MS18029-1S18	COVER, TERMINAL BOAR UOC: 5LZ	2
92	PAOZZ	96906	MS27212-1-20	TERMINAL BOARD UOC: 5LZ	2
END OF FIGURE					



TM 11-1520-210-20P

EL3EW036

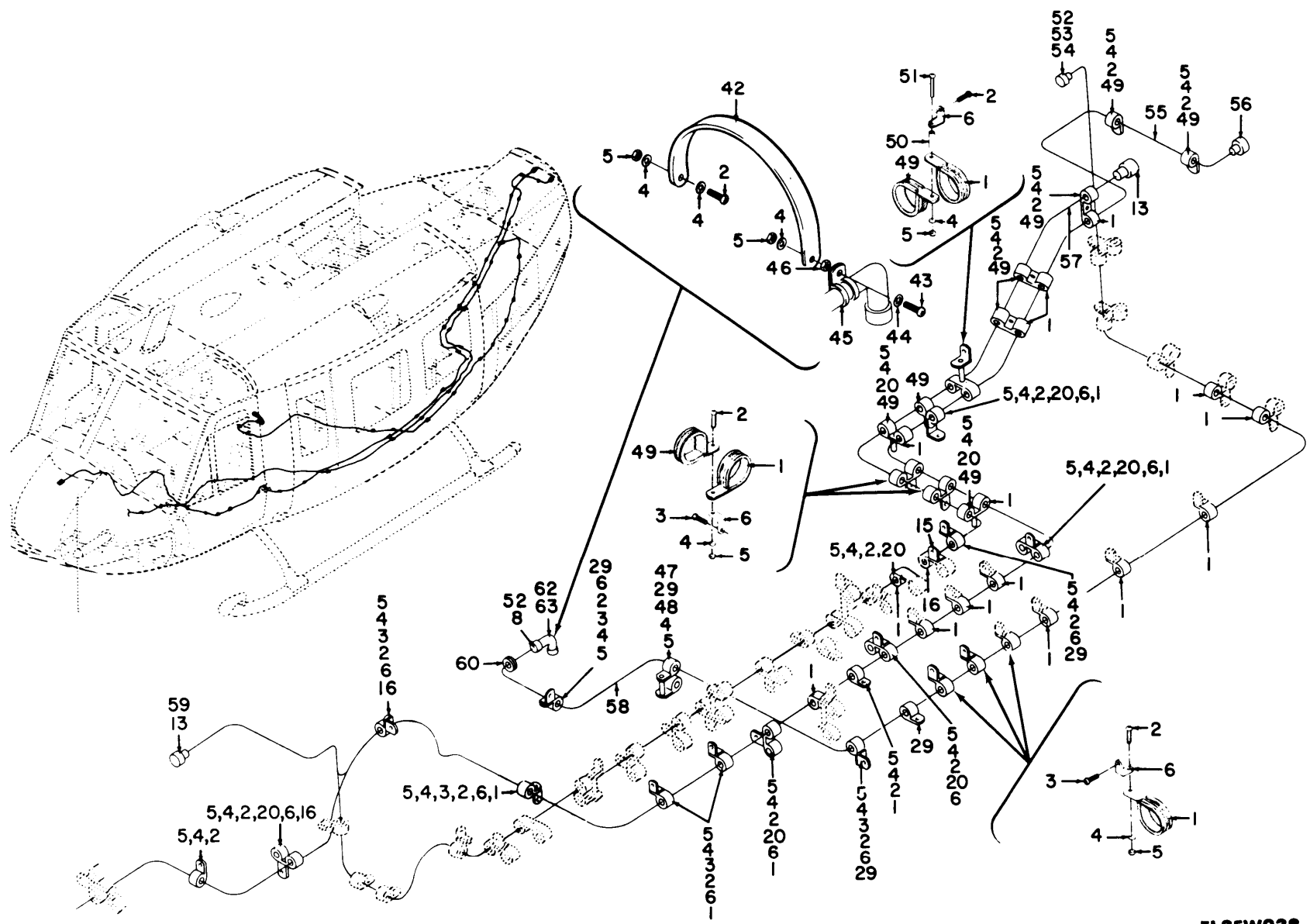
Figure 14. Communications Cable Installation, Forward Section (Sheet 1 of 4).



TM 11-1520-210-20P

EL3EW037

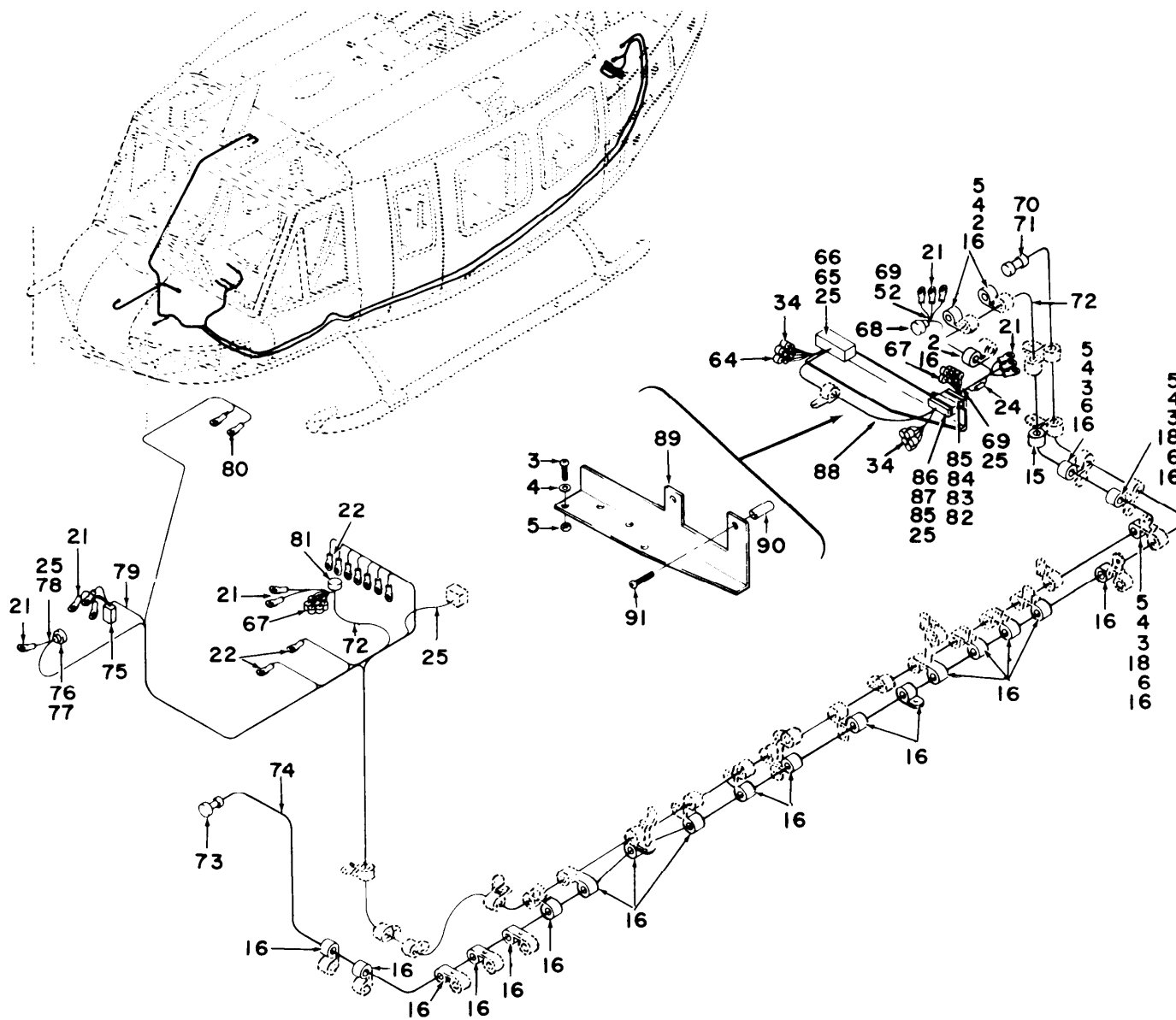
Figure 14. Communications Cable Installation, Forward Section (Sheet 2 of 4).



TM 11-1520-210-20P

EL3EW038

Figure 14. Communications Installation, Forward Section (Sheet 3 of 4).



TM 11-1520-210-20P

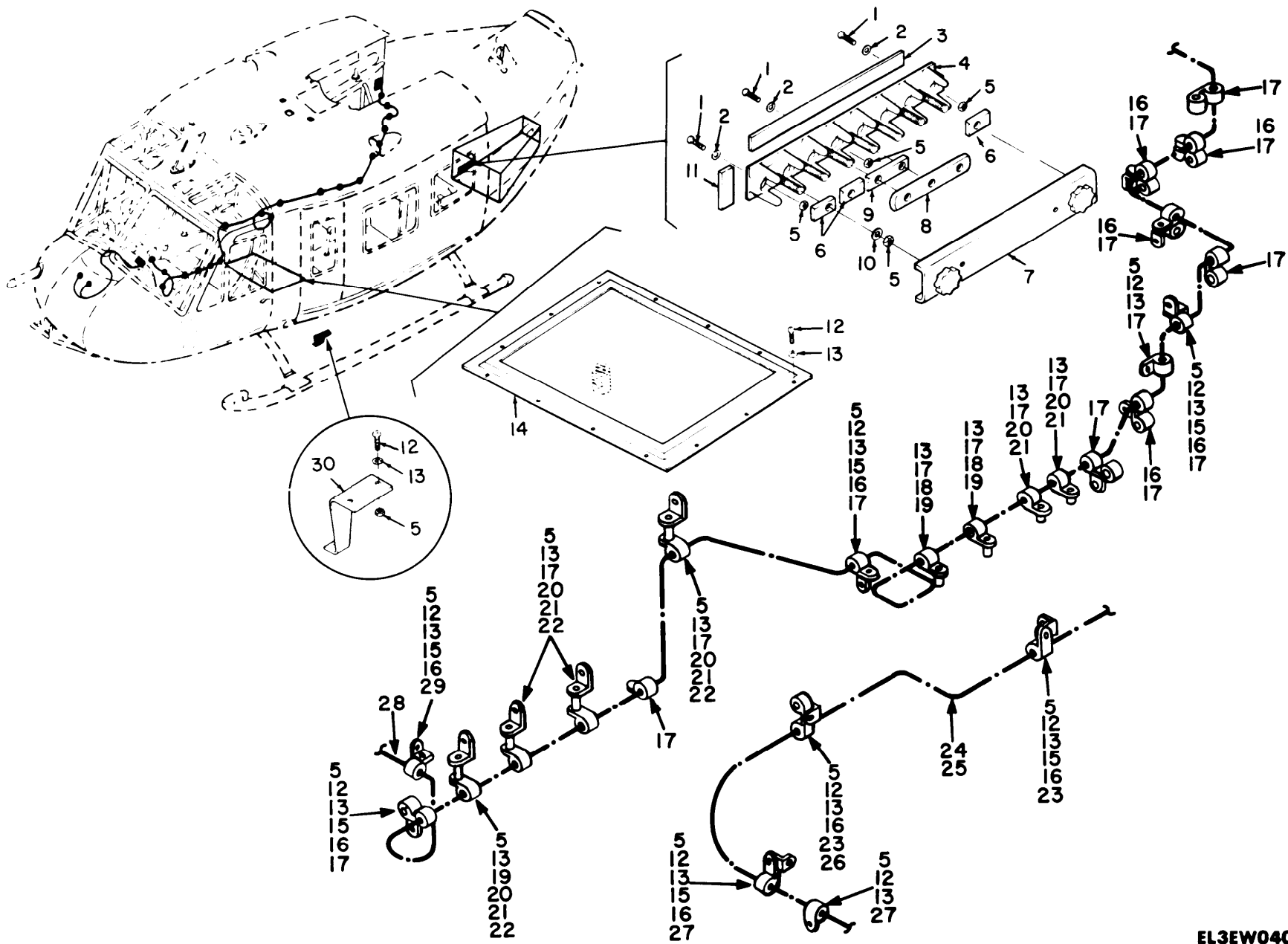
EL3EW039

Figure 14. Communications Cable Installation, Forward Section (Sheet 4 of 4).

SECTION II			TM11-1520-210-20P		
(1)	(2)	(3)	(4)	(5)	(6)
ITEM	SMR		PART		
NO	CODE	FSCM	NUMBER	DESCRIPTION AND USABLE ON CODE (UOC)	QTY
				COMMUNICATIONS CABLE INSTALLATION, FORWARD SECTION	
				FIGURE 14	
1	PAOZZ	96906	MS21919WDG3	CLAMP, LOOP UOC: 5LZ	56
2	PAOZZ	96906	MS35207-263	SCREW, MACHINE UOC: 5LZ	67
3	PAOZZ	96906	MS35207-261	SCREW, MACHINE UOC: 5LZ	27
4	PAOZZ	88044	AN960PD10L	WASHER, FLAT UOC: 5LZ	114
5	PAOZZ	96906	MS21042L3	NUT, SELF-LOCKING, EX UOC: 5LZ	111
6	PAOZZ	80070	20-032-1	BRACKET, ENGINE UOC: 5LZ	37
15	PAOZZ	88044	AN743-12	BRACKET, ANGLE UOC: 5LZ	7
16	PAOZZ	96906	MS21919WDG6	CLAMP, LOOP UOC: 5LZ	31
17	PAOZZ	13499	124-3003-103	SPACER, SLEEVE UOC: 5LZ	2
18	PAOZZ	96906	MS35207-262	SCREW, MACHINE UOC: 5LZ	5
19	PAOZZ	96906	MS35207-268	SCREW, MACHINE UOC: 5LZ	2
20	PAOZZ	96906	MS35207-264	SCREW, MACHINE UOC: 5LZ	16
23	PAOZZ	96906	MS21919DG4	CLAMP, LOOP UOC: 5LZ	10
29	PAOZZ	96906	MS21919WDG7	CLAMP, LOOP UOC: 5LZ	12
30	PAOZZ	96906	MS35489-6	GROMMET, NONMETALLIC UOC: 5LZ	1
33	PAOZZ	96906	MS21919WDG9	CLAMP, LOOP UOC: 5LZ	3
43	PAOZZ	96906	MS35207-265	SCREW, MACHINE UOC: 5LZ	1
44	PAOZZ	96906	MS35335-32	WASHER, LOCK UOC: 5LZ	1
45	PAOZZ	88044	AN742D7	CLAMP, LOOP UOC: 5LZ	1
46	PAOZZ	96906	MS35650-305	NUT, PLAIN, HEXAGON UOC: 5LZ	1
47	PAOZZ	13499	124-3003-101	SPACER, SLEEVE UOC: 5LZ	1
48	PAOZZ	96906	MS35207-269	SCREW, MACHINE UOC: 5LZ	1
49	PAOZZ	96906	MS21919WDG5	CLAMP, LOOP	11

SECTION II					
(1)	(2)	(3)	TM11-1520-210-20P (4)	(5)	(6)
ITEM	SMR		PART		
NO	CODE	FSCM	NUMBER	DESCRIPTION AND USABLE ON CODE (UOC)	QTY
50	PAOZZ	13499	124-3003-099	UOC:5LZ SPACER,SLEEVE	1
51	XBOZZ	24446	N80P16018C6	UOC:5LZ SCREW,MACHINE	1
60	PAOZZ	88044	AN931-11-16	UOC:5LA GROMMET,NONMETALLIC	1
89	XBOZZ	97499	205-075-236-1	UOC:5LZ BRACKET ASSEMBLY	1
90	PAOZZ	80205	43DD1-32	UOC:5LZ SPACER,SLEEVE	2
91	PAOZZ	96906	MS35206-232	UOC:5LZ SCREW,MACHINE	2
				UOC:5LZ	
				END OF FIGURE	





EL3EW040

Figure 15. Communications Antenna and Cable Installation, Forward Section (Sheet 1 of 4).

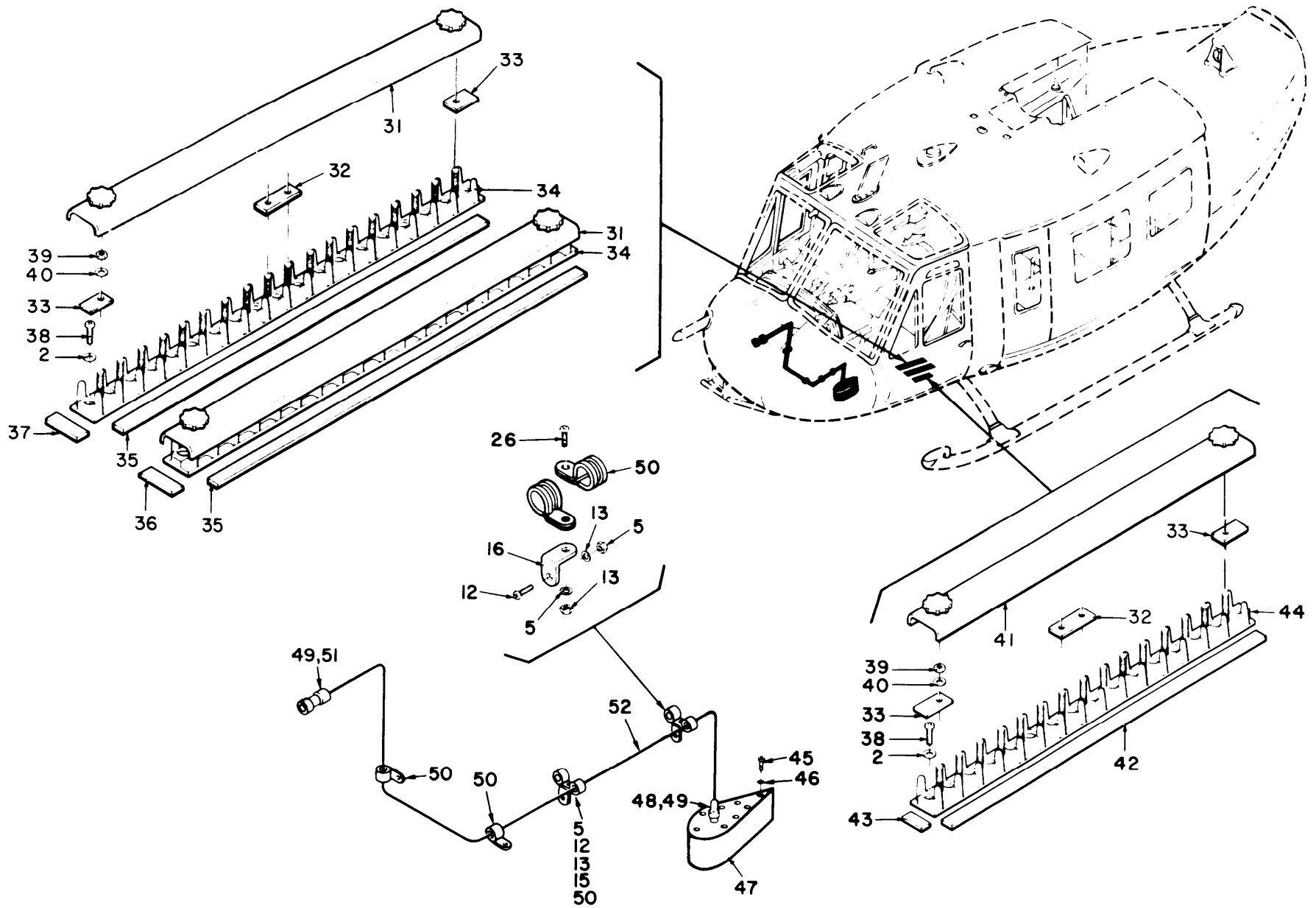
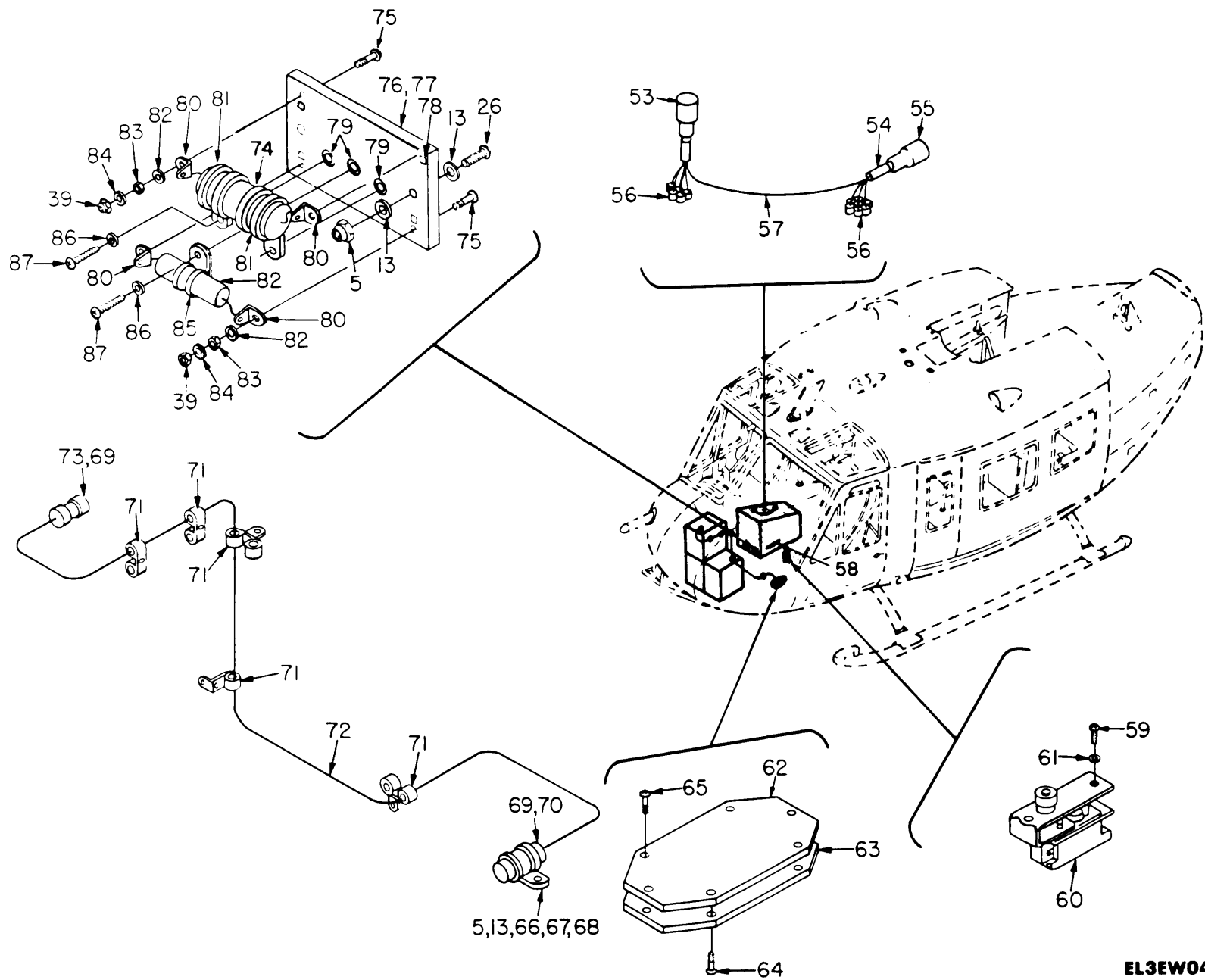


Figure IS. Communications Antenna and Cable Installation, Forward Section (Sheet 2 of 4).

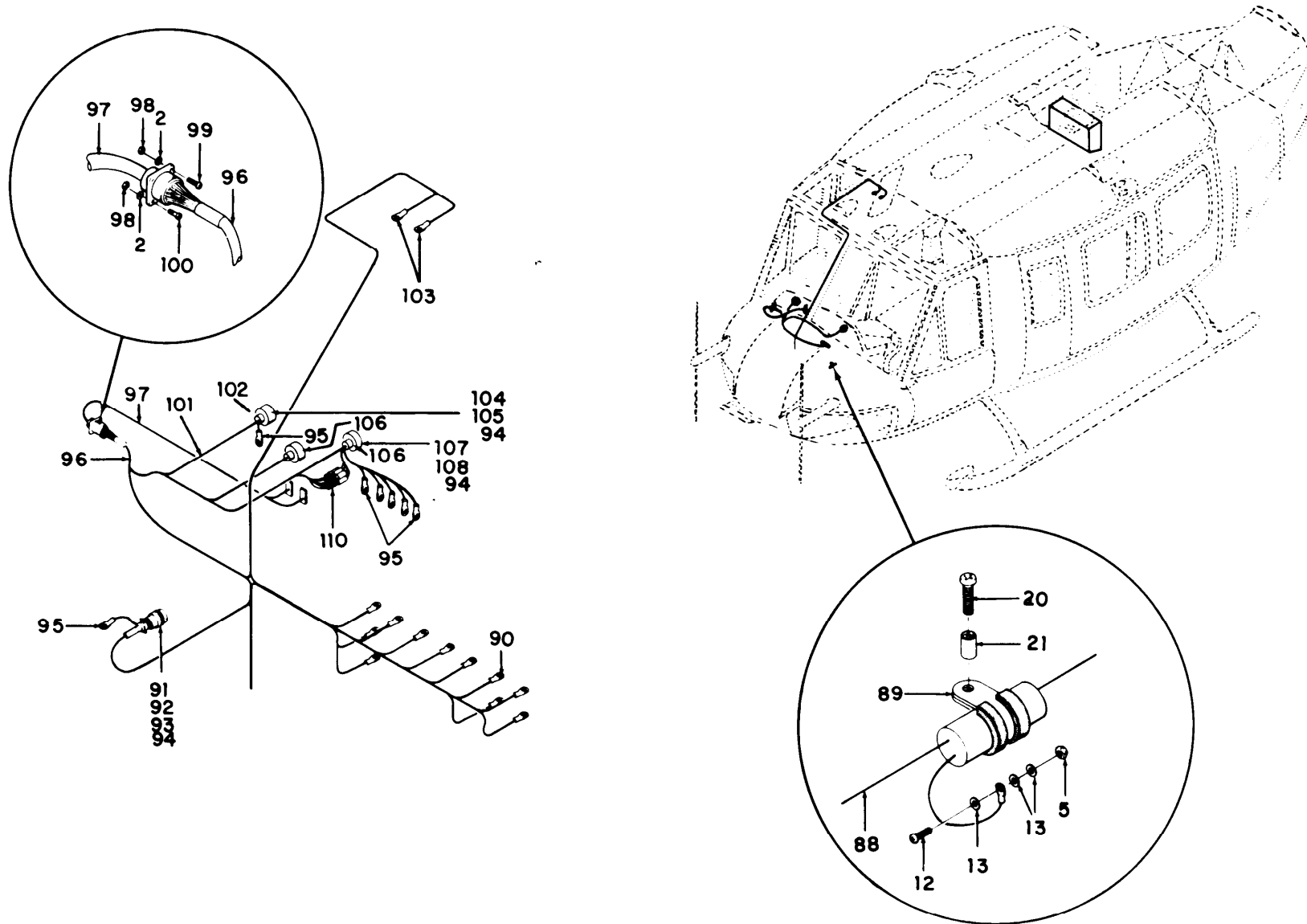
EL3EW041



TM 11-1520-210-20P

EL3EW042

Figure 15. Communications Antenna and Cable Installation, Forward Section (Sheet 3 of 4).



EL3EW043

Figure 15. Communications Antenna and Cable Installation, Forward Section (Sheet 4 of 4).

SECTION II			TM11-1520-210-20P		
(1)	(2)	(3)	(4)	(5)	(6)
ITEM	SMR		PART		
NO	CODE	FSCM	NUMBER	DESCRIPTION AND USABLE ON CODE (UOC)	QTY
				COMMUNICATION ANTENNA AND CABLE INSTALLATION, FORWARD SECTION	
				FIGURE 15	
1	PAOZZ	96906	MS35206-219	SCREW, MACHINE UOC: 5LZ	3
2	PAOZZ	88044	AN960PD4L	WASHER, FLAT UOC: 5LZ	16
5	PAOZZ	96906	MS21042L3	NUT, SELF-LOCKING, EX UOC: 5LZ	45
7	PAOZZ	96906	MS18029-12S16	COVER ASSEMBLY, ELEC UOC: 5LZ	1
10	PAOZZ	96906	MS45901-4	WASHER, FLAT UOC: 5LZ	7
12	PAOZZ	96906	MS35207-263	SCREW, MACHINE UOC: 5LZ	28
13	PAOZZ	88044	AN960PD10L	WASHER, FLAT UOC: 5LZ	56
14	PAOZZ	97499	205-075-325-1	ANTENNA ASSEMBLY, AD UOC: 5LZ	1
15	PAOZZ	96906	MS35207-261	SCREW, MACHINE UOC: 5LZ	7
16	PAOZZ	80070	20-032-1	BRACKET, ENGINE UOC: 5LZ	12
17	PAOZZ	96906	MS21919WDG7	CLAMP, LOOP UOC: 5LZ	20
18	PAOZZ	80205	NAS603-22P	SCREW, MACHINE UOC: 5LZ	2
19	PAOZZ	13499	124-3003-101	SPACER, SLEEVE UOC: 5LZ	2
20	PAOZZ	96906	MS35207-265	SCREW, MACHINE UOC: 5LZ	7
21	PAOZZ	18876	8168041	SPACER, SLEEVE UOC: 5LZ	7
22	PAOZZ	96906	MS35207-262	SCREW, MACHINE UOC: 5LZ	4
23	PAOZZ	96906	MS21919WDG13	CLAMP, LOOP UOC: 5LZ	2
26	PAOZZ	96906	MS35207-264	SCREW, MACHINE UOC: 5LZ	4
27	PAOZZ	96906	MS21919WDG16	CLAMP, LOOP UOC: 5LZ	2
29	PAOZZ	96906	MS25281-F7	CLAMP, LOOP UOC: 5LZ	1
30	XBOZZ	97499	205-075-133-1	ROCKET ASSEMBLY UOC: 5LZ	1
31	PAOZZ	96906	MS18029-1S18	COVER, TERMINAL BOAR UOC: 5LZ	2

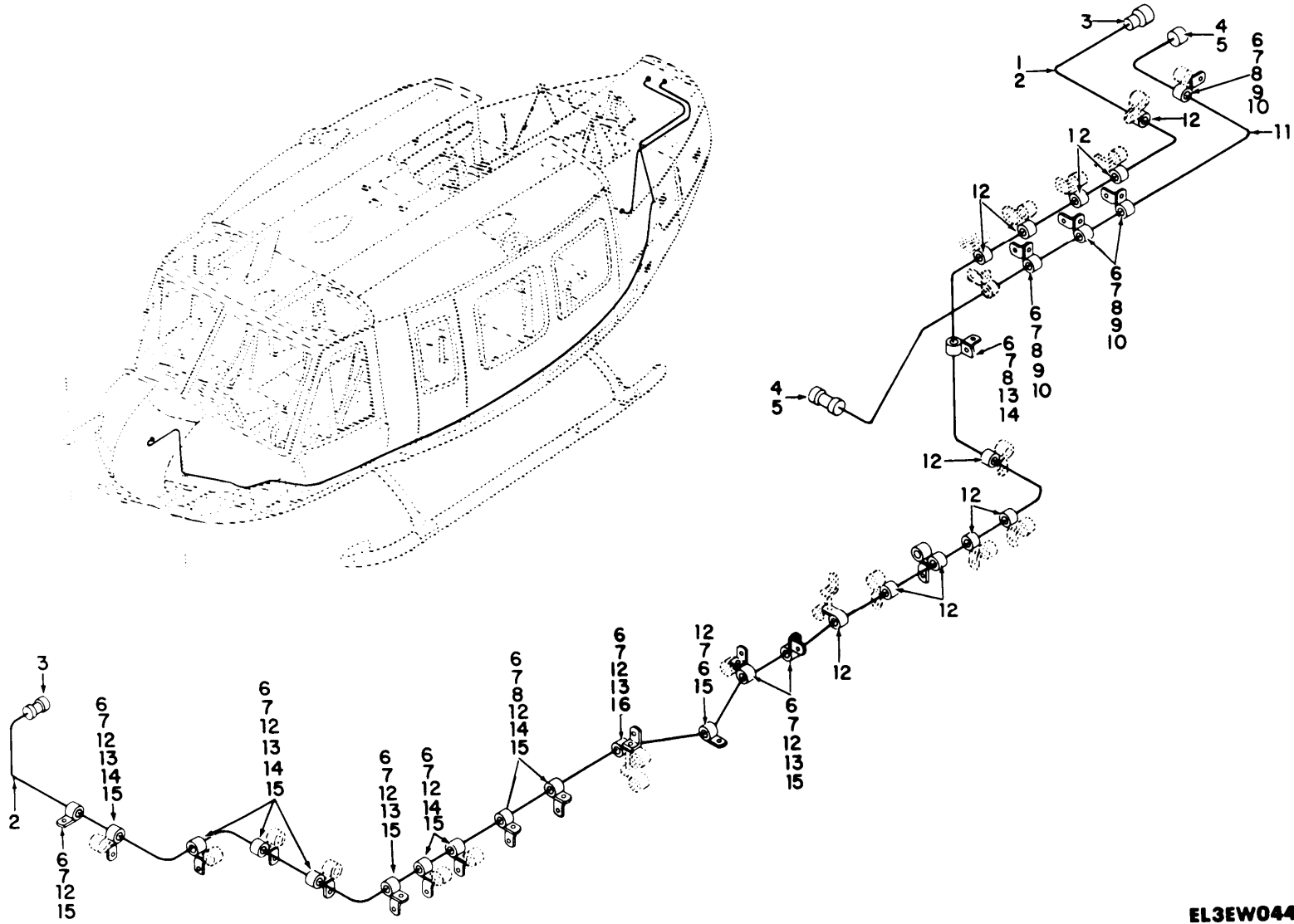
SECTION II			TM11-1520-210-20P		
(1)	(2)	(3)	(4)	(5)	(6)
ITEM	SMR		PART		
NO	CODE	FSCM	NUMBER	DESCRIPTION AND USABLE ON CODE (UOC)	QTY
34	PAOZZ	96906	MS27212-1-20	TERMINAL BOARD UOC: 5LZ	2
38	PAOZZ	96906	MS35206-215	SCREW, MACHINE UOC: 5LZ	9
39	PAOZZ	96906	MS21042L06	NUT, SELF-LOCKING, EX UOC: 5LZ	55
40	PAOZZ	88044	AN961-6	WASHER, FLAT UOC: 5LZ	51
41	PAOZZ	96906	MS18029-1S15	COVER, TERMINAL BOAR UOC: 5LZ	1
44	PAOZZ	96906	MS27212-1-20	TERMINAL BOARD UOC: 5LZ	1
45	PAOZZ	96906	MS35207-260	SCREW, MACHINE UOC: 5LZ	8
46	PAOZZ	66503	188138	WASHER, LOCK UOC: 5LZ	8
47	PAOZZ	80058	AT-640A/ARN	ANTENNA AT640ARN UOC: 5LZ	1
50	PAOZZ	96906	MS21919WDG3	CLAMP, LOOP UOC: 5LZ	4
58	XBOZZ	97499	204-075-342-37	MARKER, IDENTIFICATI UOC: 5LZ	2
59	PAOZZ	96906	MS35206-227	SCREW, MACHINE UOC: 5LZ	4
60	PAOZZ	81349	M8805/55-001	SWITCH, PUSH UOC: 5LZ	2
61	PAOZZ	96906	MS35333-37	WASHER, LOCK UOC: 5LZ	4
62	PAOHH	80058	AT-884/APX-44	ANTENNA UOC: 5LZ	1
63	XBOZZ	97499	204-031-251-1	COVER, ACCESS UOC: 5LZ	1
64	PAOZZ	96906	MS35206-230	SCREW, MACHINE UOC: 5LZ	6
65	PAOZZ	96906	MS24693S27	SCREW, MACHINE UOC: 5LZ	6
66	PAOZZ	96906	MS35207-268	SCREW, MACHINE UOC: 5LZ	1
67	PAOZZ	18876	8022653	SPACER, SLEEVE UOC: 5LZ	1
75	PAOZZ	96906	MS51957-32	SCREW, MACHINE UOC: 5LZ	4
79	PAOZZ	94222	72-1-832-13	INSERT, SCREW THREAD UOC: 5LZ	3
81	PAOZZ	96906	MS25281F14	CLAMP, LOOP UOC: 5LZ	2
82	PAOZZ	96906	MS35333-105	WASHER, LOCK UOC: 5LZ	4
83	PAOZZ	96906	MS35649-265	NUT, PLAIN, HEXAGON UOC: 5LZ	4
84	PAOZZ	88044	AN960-6L	WASHER, FLAT UOC: 5LZ	4

SECTION II					
(1)	(2)	(3)	TM11-1520-210-20P (4)	(5)	(6)
ITEM	SMR		PART		
NO	CODE	FSCM	NUMBER	DESCRIPTION AND USABLE ON CODE (UOC)	QTY
86	PAOZZ	96906	MS35333-38	WASHER, LOCK UOC: 5LZ	3
87	PAOZZ	96906	MS35206-243	SCREW, MACHINE UOC: 5LZ	3
89	PAOZZ	96906	MS21919DG20	CLAMP, LOOP UOC: 5LZ	1
98	PAOZZ	96906	MS21042-04	NUT, SELF-LOCKING, EX UOC: 5LZ	4
99	PAOZZ	96906	MS35265-14	SCREW, MACHINE UOC: 5LZ	1
100	PAOZZ	96906	MS35206-214	SCREW, MACHINE UOC: 5LZ	3
102	PAODD	80058	ID-998/A SN	INDICATOR, RADIO-MAG UOC: FGK, 5LZ	1
106	XBOFF	80058	ID-1347A/ARN-82	INDICATOR, COURSE UOC: 5LZ	1
106	XBOFF	80058	ID-1347/ARN-82	INDICATOR, COURSE MWO 55-1520-210-30 -45 UOC: 5LY, 5LZ	1
109	PDODD	80058	ID-250A/ARN	INDICATOR, COURSE UOC: 5LZ	1

END OF FIGURE



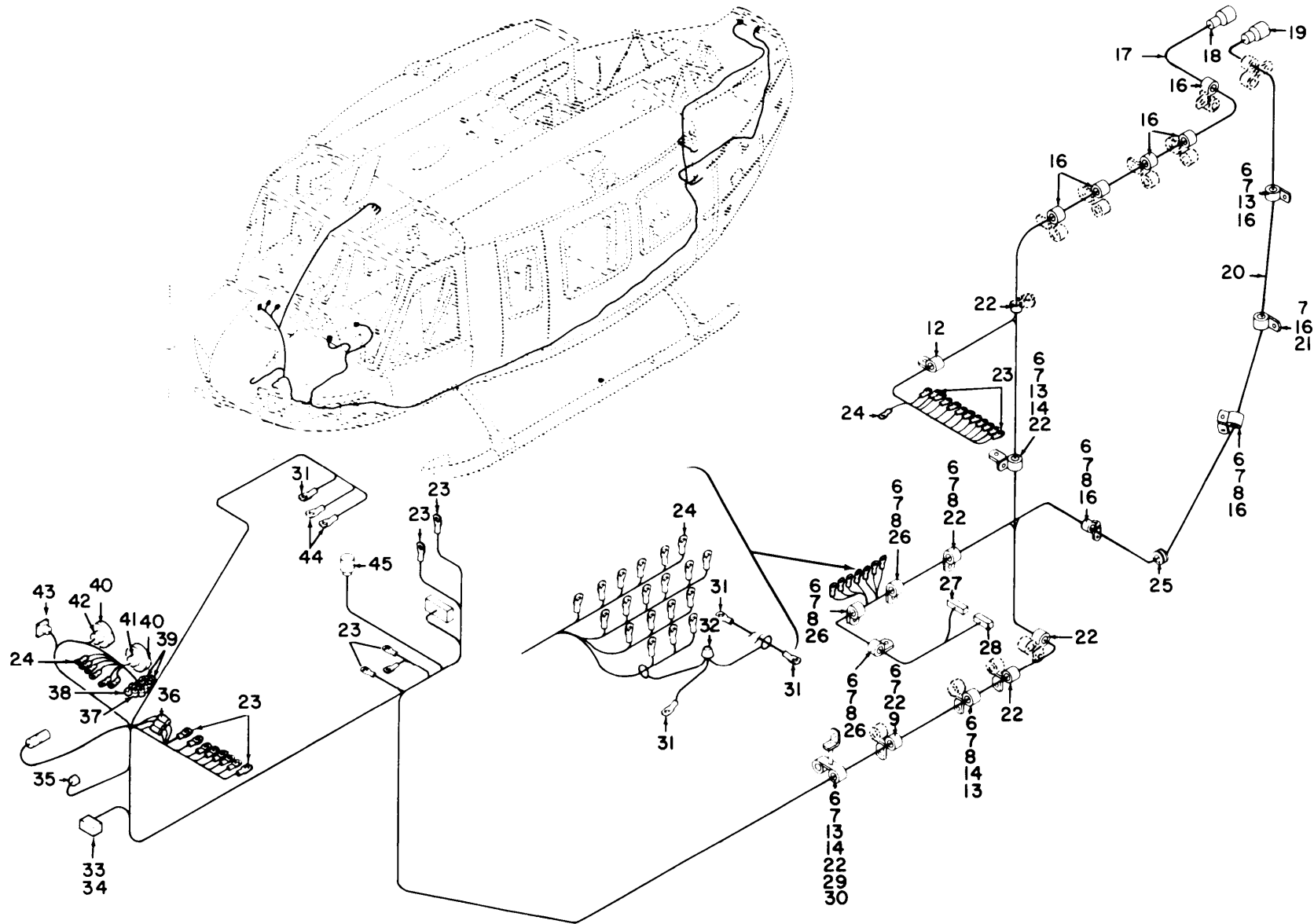




TM 11-1520-210-20P

EL3EW044

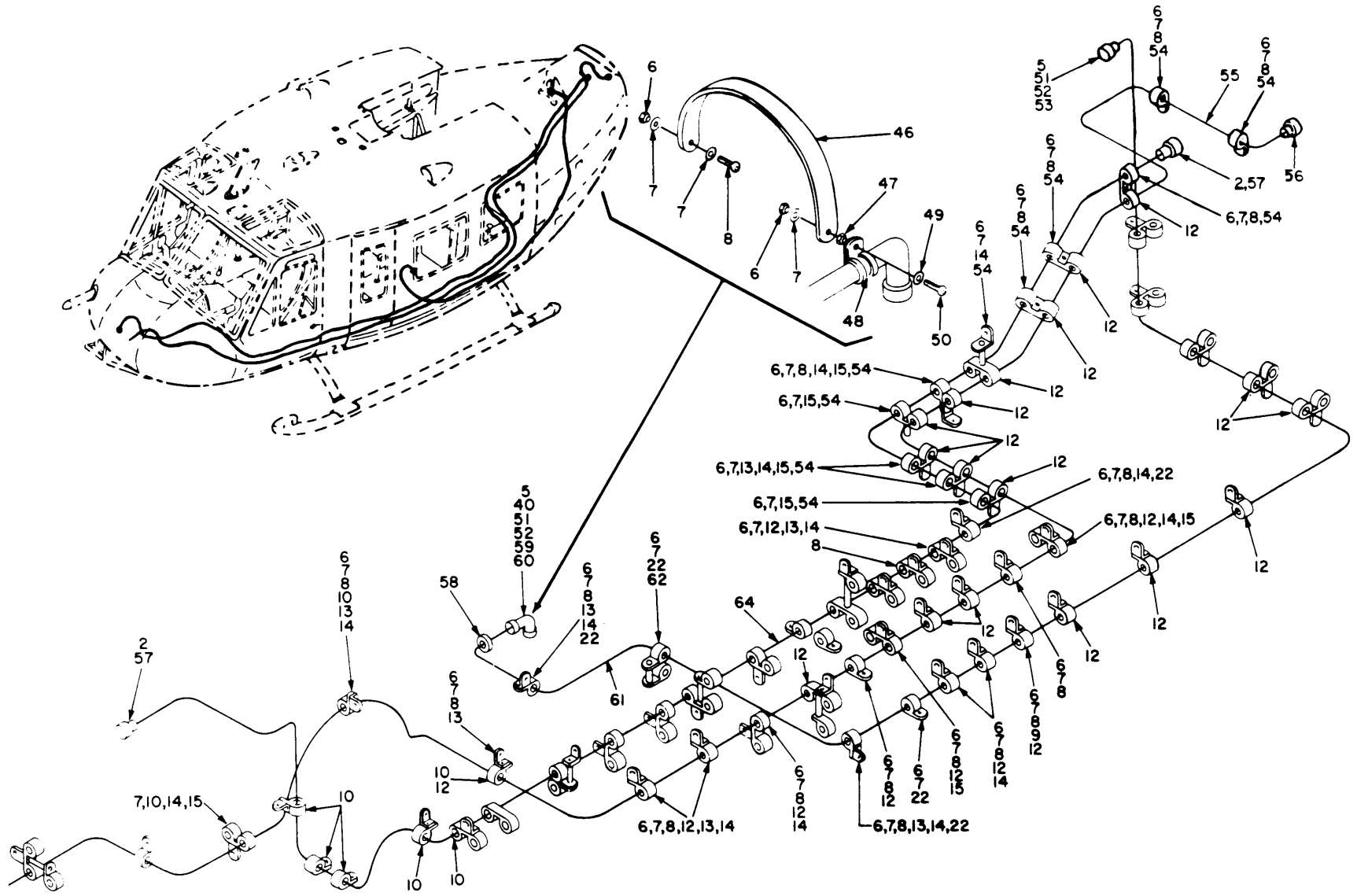
Figure 16. Communications Installation, Forward Section UH-1D (Sheet 1 of 4).



TM 11-1520-210-20P

EL3EW045

Figure 16. Communications Installation, Forward Section UH-1D (Sheet 2 of 4).



TM 11-1520-210-20P

EL3EW046

Figure 16. Communications Installation, Forward Section UH-1D (Sheet 3 of 4).

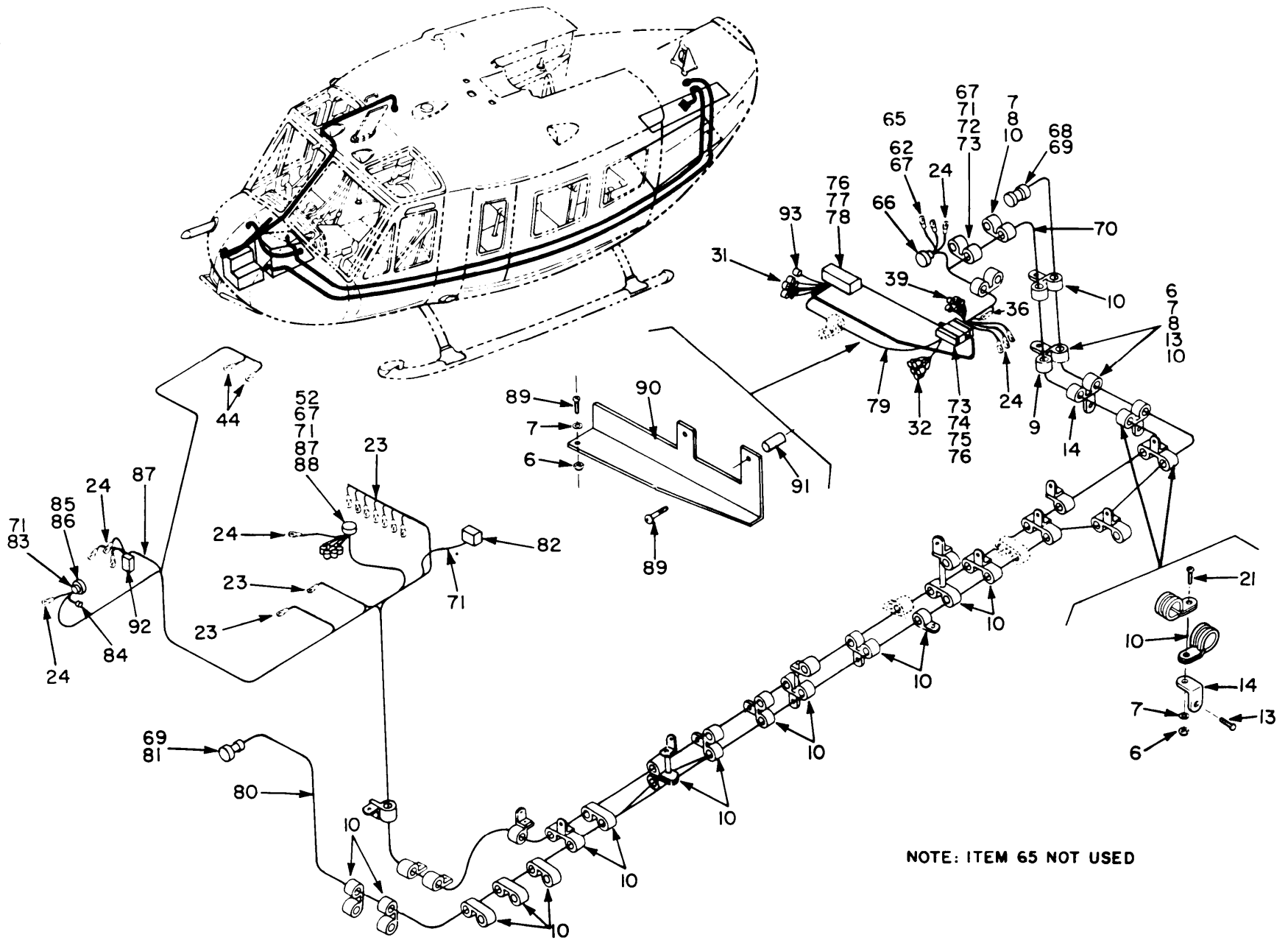


Figure 16. Communications installation, Forward Section UH-1D (Sheet 4 of 4).

EL3EW047

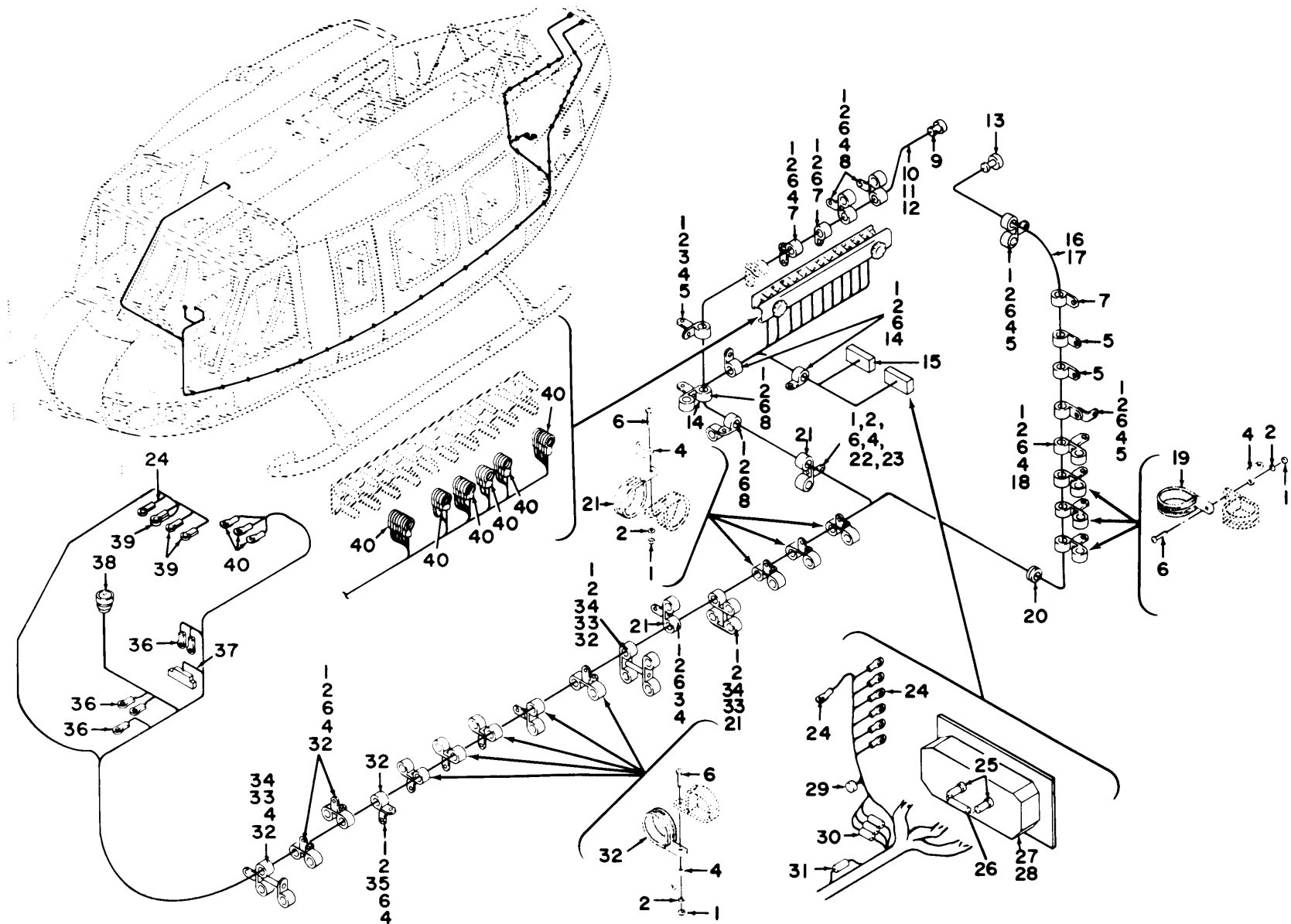
SECTION II		TM11-1520-210-20P			
(1)	(2)	(3)	(4)	(5)	(6)
ITEM	SMR		PART		
NO	CODE	FSCM	NUMBER	DESCRIPTION AND USABLE ON CODE (UOC)	QTY
COMMUNICATIONS INSTALLATION, FORWARD SECTION UH-1D					
FIGURE 16					
6	PAOZZ	96906	MS21042L3	NUT, SELF-LOCKING, EX UOC: 5LZ	112
7	PAOZZ	88044	AN960PD10L	WASHER, FLAT UOC: 5LZ	122
8	PAOZZ	96906	MS35207-263	SCREW, MACHINE UOC: 5LZ	65
9	PAOZZ	88044	AN743-12	BRACKET, ANGLE UOC: 5LZ	7
10	PAOZZ	96906	MS21919WDG6	CLAMP, LOOP UOC: 5LZ	32
12	PAOZZ	96906	MS21919WDG3	CLAMP, LOOP UOC: 5LZ	48
13	PAOZZ	96906	MS35207-261	SCREW, MACHINE UOC: 5LZ	28
14	PAOZZ	80070	20-032-1	BRACKET, ENGINE UOC: 5LZ	38
15	PAOZZ	96906	MS35207-264	SCREW, MACHINE UOC: 5LZ	11
16	PAOZZ	96906	MS21919DG4	CLAMP, LOOP UOC: 5LZ	11
21	PAOZZ	96906	MS35207-262	SCREW, MACHINE UOC: 5LZ	3
22	PAOZZ	96906	MS21919WDG7	CLAMP, LOOP UOC: 5LZ	11
25	PAOZZ	96906	MS35489-6	GROMMET, NONMETALLIC UOC: 5LZ	1
26	PAOZZ	96906	MS21919WDG9	CLAMP, LOOP UOC: 5LZ	3
29	PAOZZ	96906	MS35207-268	SCREW, MACHINE UOC: 5LZ	1
30	PAOZZ	13499	124-3003-103	SPACER, SLEEVE UOC: 5LZ	1
47	PAOZZ	96906	MS35650-305	NUT, PLAIN, HEXAGON UOC: 5LZ	1
49	PAOZZ	96906	MS35335-32	WASHER, LOCK UOC: 5LZ	1
50	PAOZZ	96906	MS35207-265	SCREW, MACHINE UOC: 5LZ	1
54	PAOZZ	96906	MS21919WDG5	CLAMP, LOOP UOC: 5LZ	12
58	PAOZZ	88044	AN931-11-16	GROMMET, NONMETALLIC UOC: 5LZ	1
62	PAOZZ	96906	MS35207-269	SCREW, MACHINE UOC: 5LZ	1
63	PAOZZ	13499	124-3003-101	SPACER, SLEEVE	1

## SECTION II

TM11-1520-210-20P

(1)	(2)	(3)	(4)	(5)	(6)
ITEM	SMR		PART		
NO	CODE	FSCM	NUMBER	DESCRIPTION AND USABLE ON CODE (UOC)	QTY
71	PAOZZ	98749	7136029	UOC:5LZ SHIELD,ELECTRICAL	1
89	PAOZZ	96906	MS35206-232	UOC:5LZ SCREW,MACHINE UOC:5LZ	2

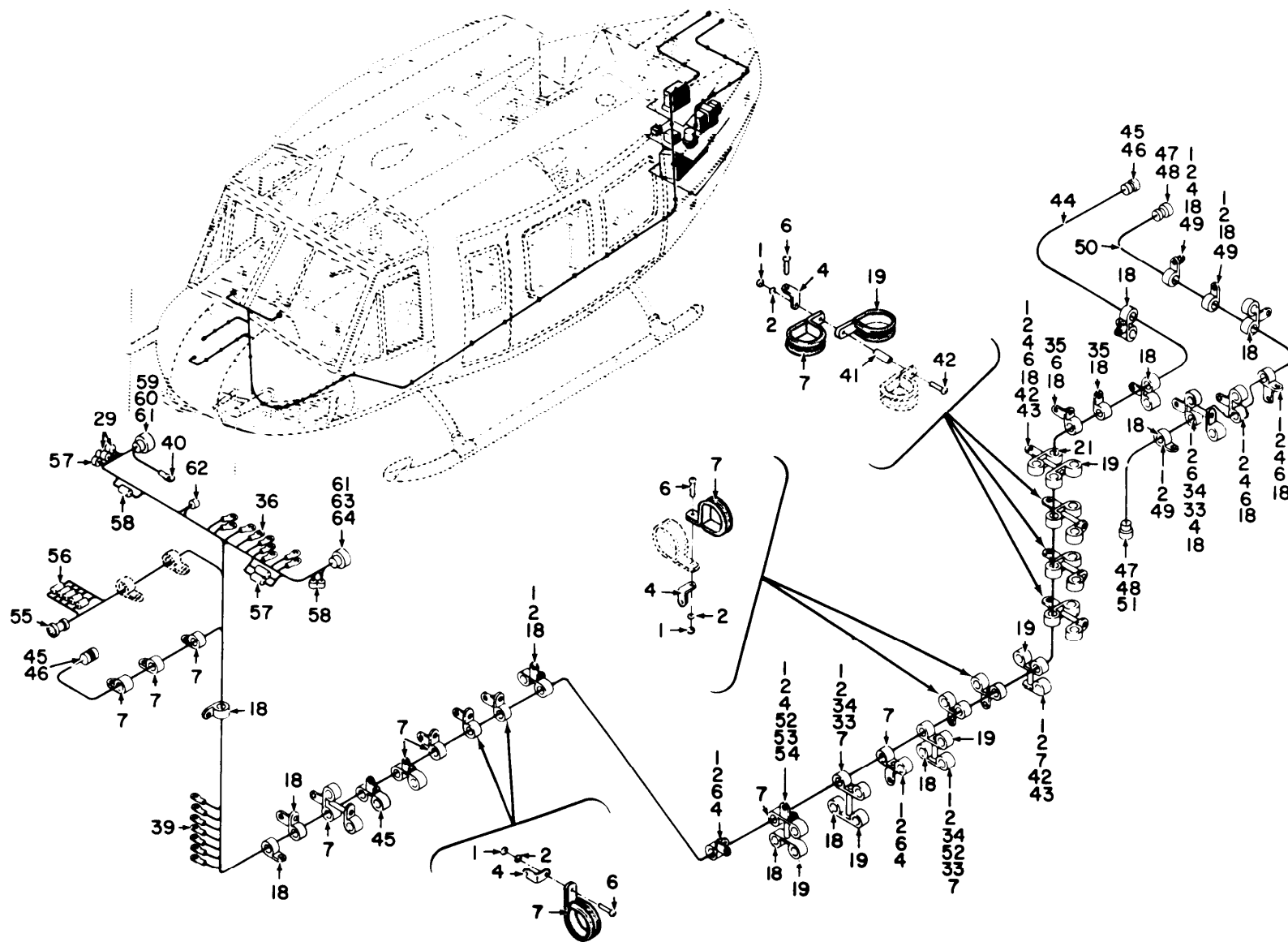
END OF FIGURE



TM 11-1520-210-20P

EL3EW048

Figure 17. Communications Installation, Forward Section 67-17145 thru 67-17312 (Sheet 1 of 2).



TM 11-1520-210-20P

EL3EW049

Figure 17. Communications Installation, Forward Section 67.17145 thru 67.17312 (Sheet 2 of 2).



## SECTION II

TM11-1520-210-20P

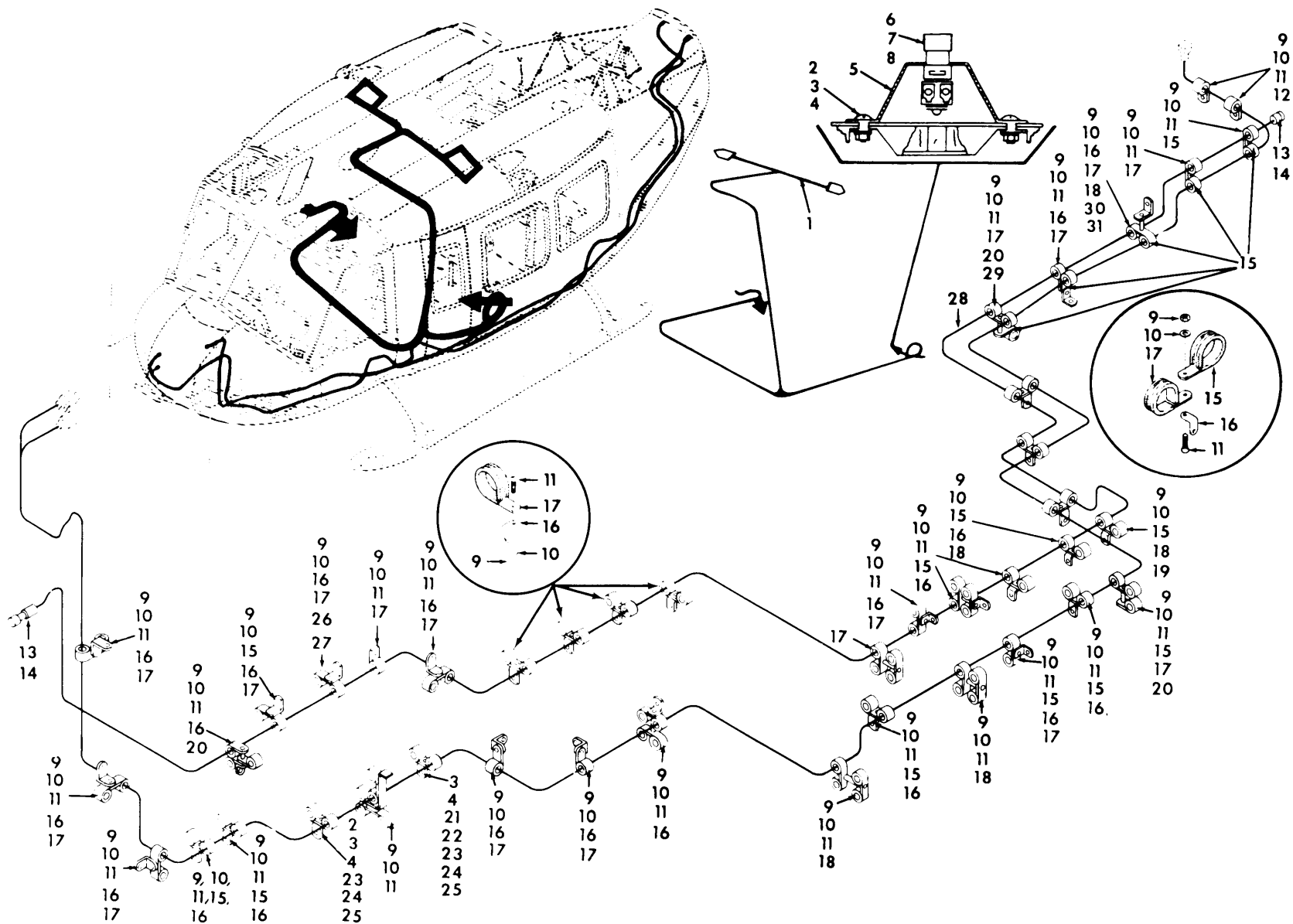
(1) ITEM NO	(2) SMR CODE	(3) FSCM	(4) PART NUMBER	(5) DESCRIPTION AND USABLE ON CODE (UOC)	(6) QTY
COMMUNICATIONS INSTALLATION, FORWARD SECTION 67-17145 THROUGH 67-17312					
FIGURE 17					
1	PAOZZ	96906	MS21042L3	NUT, SELF-LOCKING, EX UOC: 5LY	96
2	PAOZZ	88044	AN960PD10L	WASHER, FLAT UOC: 5LY	96
3	PAOZZ	96906	MS35207-264	SCREW, MACHINE UOC: 5LY	3
4	PAOZZ	80070	20-032-1	BRACKET, ENGINEER UOC: 5LY	43
5	PAOZZ	96906	MS21919DG4	CLAMP, LOOP UOC: 5LY	6
6	PAOZZ	96906	MS35207-263	SCREW, MACHINE UOC: 5LY	74
7	PAOZZ	96906	MS21919WDG3	CLAMP, LOOP UOC: 5LY	26
8	PAOZZ	96906	MS21919WDG5	CLAMP, LOOP UOC: 5LY	3
14	PAOZZ	96906	MS21919WDG10	CLAMP, LOOP UOC: 5LY	5
18	PAOZZ	96906	MS21919WDG6	CLAMP, LOOP UOC: 5LY	17
19	PAOZZ	96906	MS21919WDG7	CLAMP, LOOP UOC: 5LY	9
20	PAOZZ	96906	MS35489-13	GROMMET, NONMETALLIC UOC: 5LY	1
21	PAOZZ	96906	MS25281-F7	CLAMP, LOOP UOC: 5LY	7
32	PAOZZ	96906	MS21919WDG13	CLAMP, LOOP UOC: 5LY	15
33	PAOZZ	13499	124-3003-101	SPACER, SLEEVE UOC: 5LY	5
34	PAOZZ	96906	MS35207-269	SCREW, MACHINE UOC: 5LY	5
35	PAOZZ	96906	MS35207-261	SCREW, MACHINE UOC: 5LY	3
39	PAOZZ	98410	A521-08	TERMINAL, LUG UOC: 5LY	4
41	PAOZZ	13499	124-3003-103	SPACER, SLEEVE UOC: 5LY	3
42	PAOZZ	96906	MS35207-268	SCREW, MACHINE UOC: 5LY	5
43	PAOZZ	18876	8022653	SPACER, SLEEVE UOC: 5LY	2
52	PAOZZ	96906	MS35207-270	SCREW, MACHINE UOC: 5LY	1

## SECTION II

TM11-1520-210-20P

(1)	(2)	(3)	(4)	(5)	(6)
ITEM	SMR		PART		
NO	CODE	FSCM	NUMBER	DESCRIPTION AND USABLE ON CODE (UOC)	QTY
53	PAOZZ	96906	MS35207-267	SCREW, MACHINE UOC:5LY	1
54	PAOZZ	13499	124-3003-099	SPACER, SLEEVE UOC:5LY	1

END OF FIGURE



TM 11-1520-210-20P

EL3EW050

Figure 18. Communications Installation, Forward Section 67-17145 thru 67-19537  
Switch and Cable Assembly (Sheet 1 of 2).

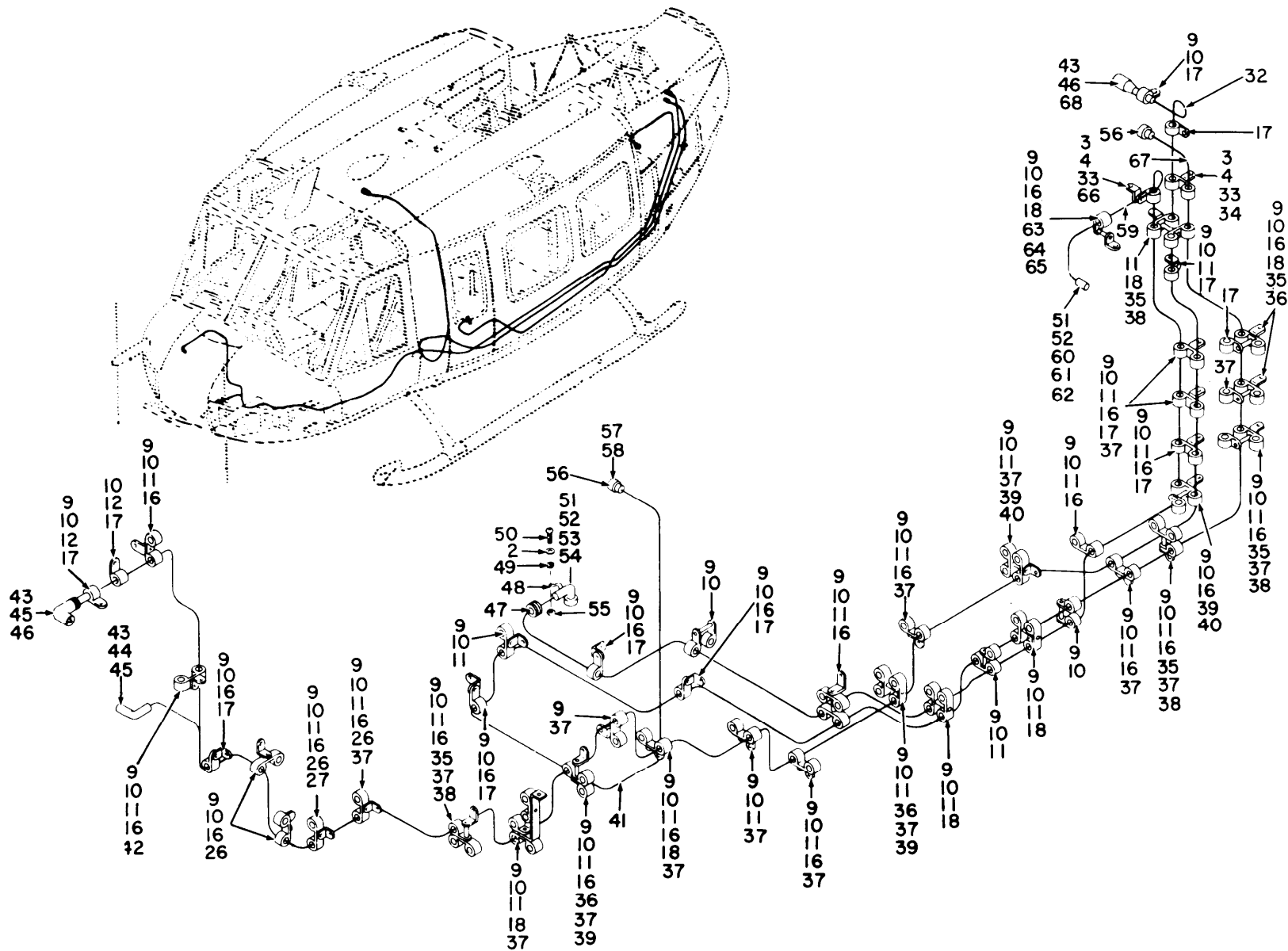


Figure 18. Communications Installation, Forward Section 67-17145 thru 67-19537  
Switch and Cable Assembly (Sheet 2 of 2).

EL3EW051

TM 11-1520-210-20P

SECTION II			TM11-1520-210-20P		
(1)	(2)	(3)	(4)	(5)	(6)
ITEM	SMR		PART		
NO	CODE	FSCM	NUMBER	DESCRIPTION AND USABLE ON CODE (UOC)	QTY
				COMMUNICATIONS INSTALLATION, FORWARD SECTION 67-17145 THRU 67-19537, SWITCH AND CABLE ASSEMBLY	
				FIGURE 18	
09	PAOZZ	96906	MS21042L3	NUT, SELF-LOCKING, EX UOC: 5LY	88
10	PAOZZ	88044	AN960PD10L	WASHER, FLAT UOC: 5LY	89
11	PAOZZ	96906	MS35207-263	SCREW, MACHINE UOC: 5LY	60
12	PAOZZ	96906	MS21919WDG5	CLAMP, LOOP UOC: 5LY	4
15	PAOZZ	96906	MS21919WDG3	CLAMP, LOOP UOC: 5LY	13
16	PAOZZ	80070	20-032-1	BRACKET, ENGINE UOC: 5LY	39
17	PAOZZ	96906	MS21919WDG6	CLAMP, LOOP UOC: 5LY	29
18	PAOZZ	96906	MS35207-261	SCREW, MACHINE UOC: 5LY	10
19	XBOZZ	97499	205-075-133-1	ROCKET ASSEMBLY UOC: 5LY	1
20	PAOZZ	13499	124-3003-099	SPACER, SLEEVE UOC: 5LY	3
23	PAOZZ	96906	MS21104D4	CLAMP, LOOP UOC: 5LY, 5LZ	2
26	PAOZZ	96906	MS35207-264	SCREW, MACHINE UOC: 5LY	7
27	PAOZZ	96906	MS21919WDG16	CLAMP, LOOP UOC: 5LY	2
29	XBOZZ	24446	N80P16018C6	SCREW, MACHINE UOC: 5LY	1
30	PAOZZ	96906	MS35207-267	SCREW, MACHINE UOC: 5LY	1
35	PAOZZ	96906	MS35207-268	SCREW, MACHINE UOC: 5LY	5
36	PAOZZ	13499	124-3003-103	SPACER, SLEEVE UOC: 5LY	3
37	PAOZZ	96906	MS21919WDG7	CLAMP, LOOP UOC: 5LY	17
38	PAOZZ	18876	8022653	SPACER, SLEEVE UOC: 5LY	4
39	PAOZZ	96906	MS35207-266	SCREW, MACHINE UOC: 5LY	4
40	PAOZZ	18876	8168041	SPACER, SLEEVE UOC: 5LY	2
42	PAOZZ	96906	MS25281-F7	CLAMP, LOOP UOC: 5LY	2

SECTION II					
(1)	(2)	(3)	TM11-1520-210-20P	(5)	(6)
ITEM	SMR		PART		
NO	CODE	FSCM	NUMBER	DESCRIPTION AND USABLE ON CODE (UOC)	QTY
47	PAOZZ	96906	MS35489-17	GROMMET, NONMETALLIC UOC: 5LY	1
49	PAOZZ	96906	MS35335-32	WASHER, LOCK UOC: 5LY	1
50	PAOZZ	96906	MS35207-265	SCREW, MACHINE UOC: 5LY	1
55	PAOZZ	96906	MS35650-305	NUT, PLAIN, HEXAGON UOC: 5LY	1
63	PAOZZ	96906	MS35207-270	SCREW, MACHINE UOC: 5LY	1
64	PAOZZ	13499	124-3003-101	SPACER, SLEEVE UOC: 5LY	1
65	PAOZZ	88044	AN742D7	CLAMP, LOOP UOC: 5LY	1
END OF FIGURE					



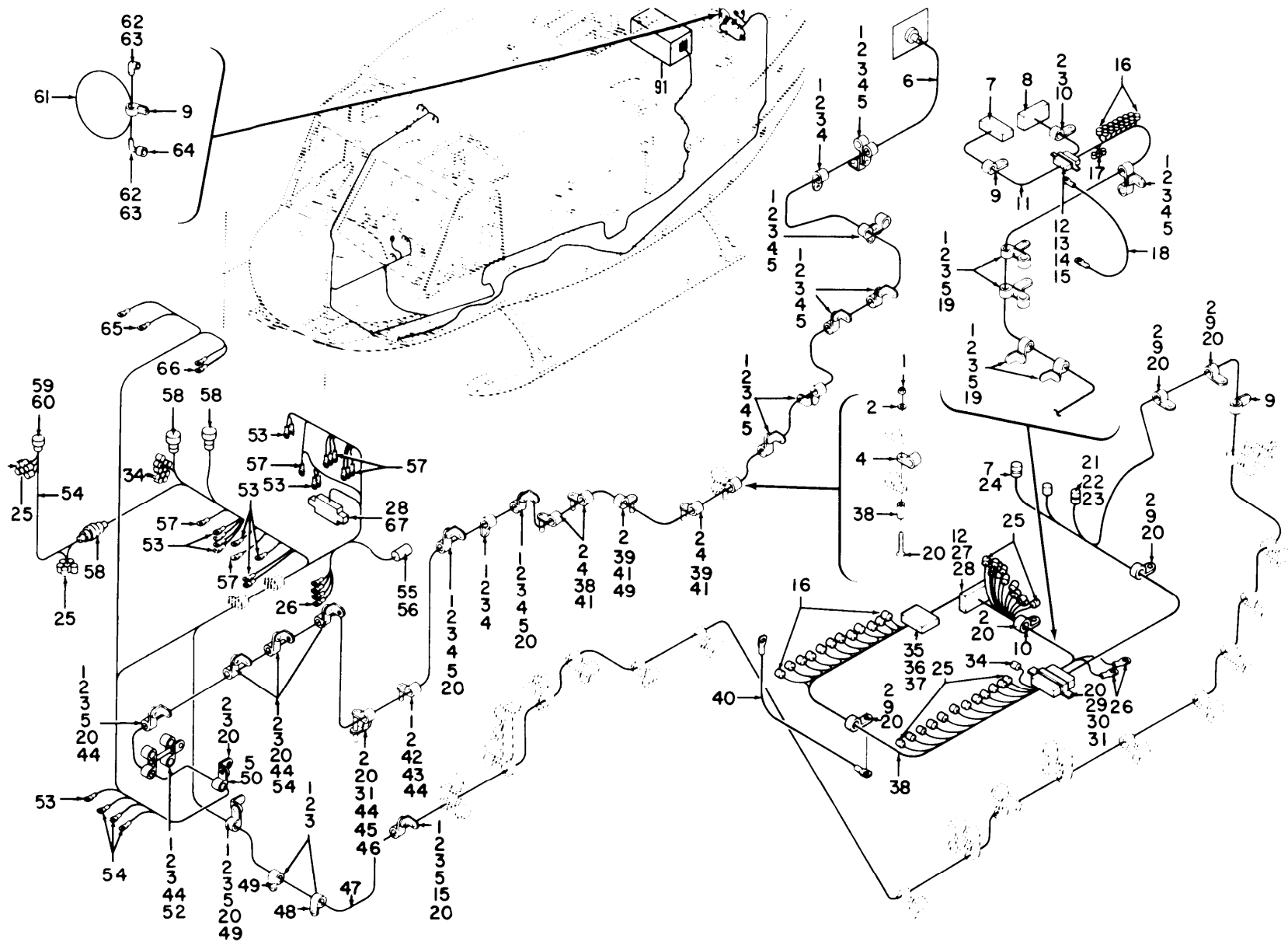


Figure 19. Communications Installation, Forward Section 67.17145 thru 67.19537.

TM 11-1520-210-20P

EL3EW052

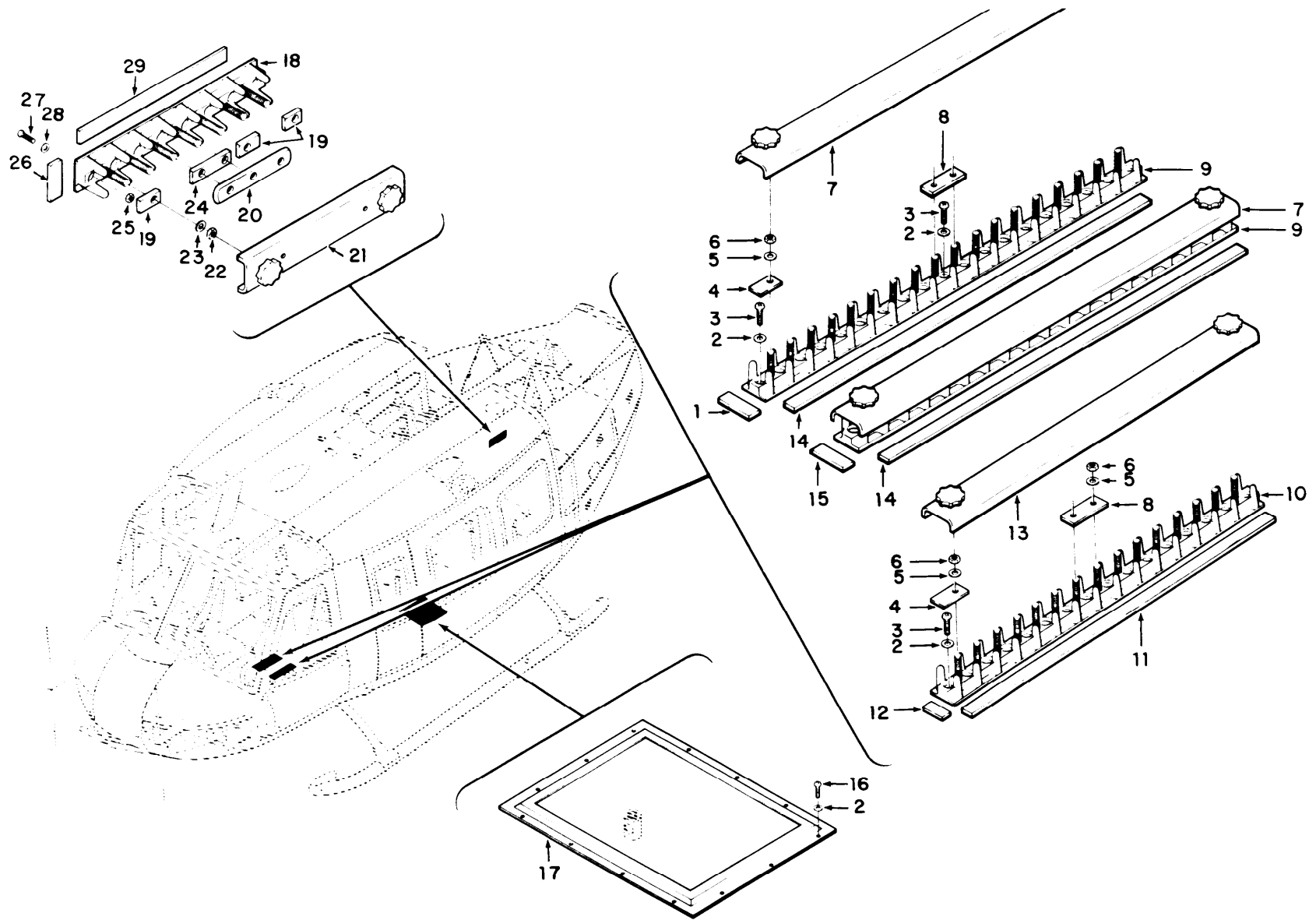


SECTION II			TM11-1520-210-20P		
(1)	(2)	(3)	(4)	(5)	(6)
ITEM	SMR		PART		
NO	CODE	FSCM	NUMBER	DESCRIPTION AND USABLE ON CODE (UOC)	QTY
				COMMUNICATIONS INSTALLATION, FORWARD SECTION 67-17145 THROUGH 67-19537	
				FIGURE 19	
1	PAOZZ	96906	MS21042L3	NUT, SELF-LOCKING, EX UOC: 5LY	46
02	PAOZZ	88044	AN960PD10L	WASHER, FLAT UOC: 5LY	53
03	PAOZZ	96906	MS35207-263	SCREW, MACHINE UOC: 5LY	37
04	PAOZZ	96906	MS21919WDG7	CLAMP, LOOP UOC: 5LY	16
05	PAOZZ	80070	20-032-1	BRACKET, ENGINE UOC: 5LY	20
09	PAOZZ	96906	MS25281-F7	CLAMP, LOOP UOC: 5LY	7
10	PAOZZ	96906	MS21919WDG10	CLAMP, LOOP UOC: 5LY	2
18	PAOZZ	97499	120-050-8	BUS, CONDUCTOR UOC: 5LY	1
19	PAOZZ	96906	MS21919WDG11	CLAMP, LOOP UOC: 5LY	4
20	PAOZZ	96906	MS35207-261	SCREW, MACHINE UOC: 5LY	18
30	PAOZZ	96906	MS35206-232	SCREW, MACHINE UOC: 5LY	2
31	PAOZZ	13499	124-3003-099	SPACER, SLEEVE UOC: 5LY	3
39	PAOZZ	13499	124-3003-101	SPACER, SLEEVE UOC: 5LY	4
41	PAOZZ	96906	MS35207-268	SCREW, MACHINE UOC: 5LY	4
42	PAOZZ	96906	MS35207-267	SCREW, MACHINE UOC: 5LY	1
43	PAOZZ	13499	124-3003-103	SPACER, SLEEVE UOC: 5LY	1
44	PAOZZ	96906	MS21919WDG8	CLAMP, LOOP UOC: 5LY	7
45	PAOZZ	96906	MS35207-269	SCREW, MACHINE UOC: 5LY	1
46	PAOZZ	18876	8022653	SPACER, SLEEVE UOC: 5LY	1
48	PAOZZ	96906	MS21919WDG6	CLAMP, LOOP UOC: 5LY	1
49	PAOZZ	96906	MS21919WDG16	CLAMP, LOOP UOC: 5LY	3
50	PAOZZ	96906	MS21919WDG9	CLAMP, LOOP UOC: 5LY	1

SECTION II

TM11-1520-210-20P

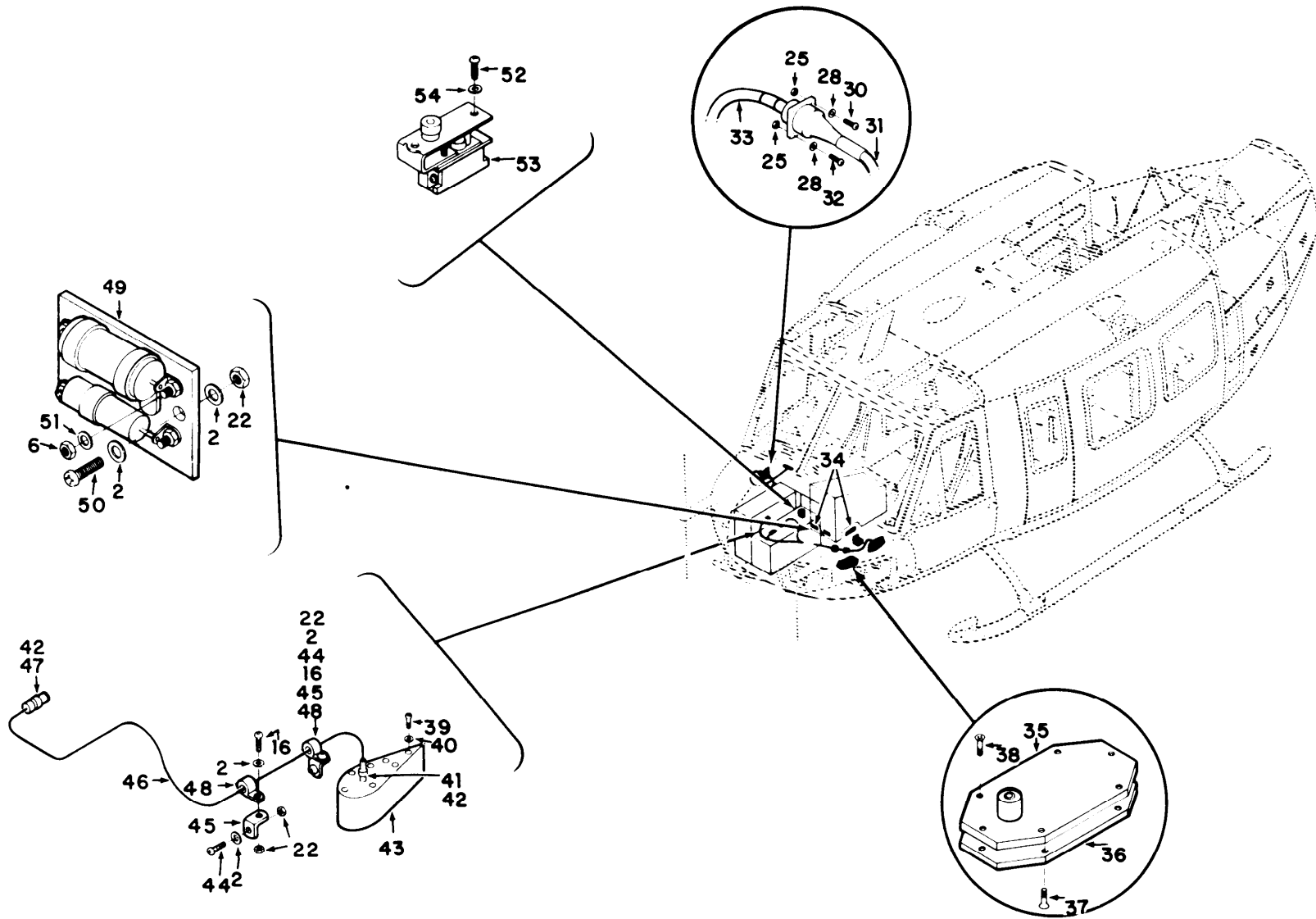
(1)	(2)	(3)	(4)	(5)	(6)
ITEM	SMR		PART		
NO	CODE	FSCM	NUMBER	DESCRIPTION AND USABLE ON CODE (UOC)	QTY
52	PAOZZ	88044	AN743-12	BRACKET,ANGLE UOC:5LY	1
				END OF FIGURE	



TM 11-1520-210-20P

EL3EW053

Figure 20. Communications installation, 67-17145 thru 67-19537 Antenna and Terminal Board Assembly (Sheet 1 of 2).



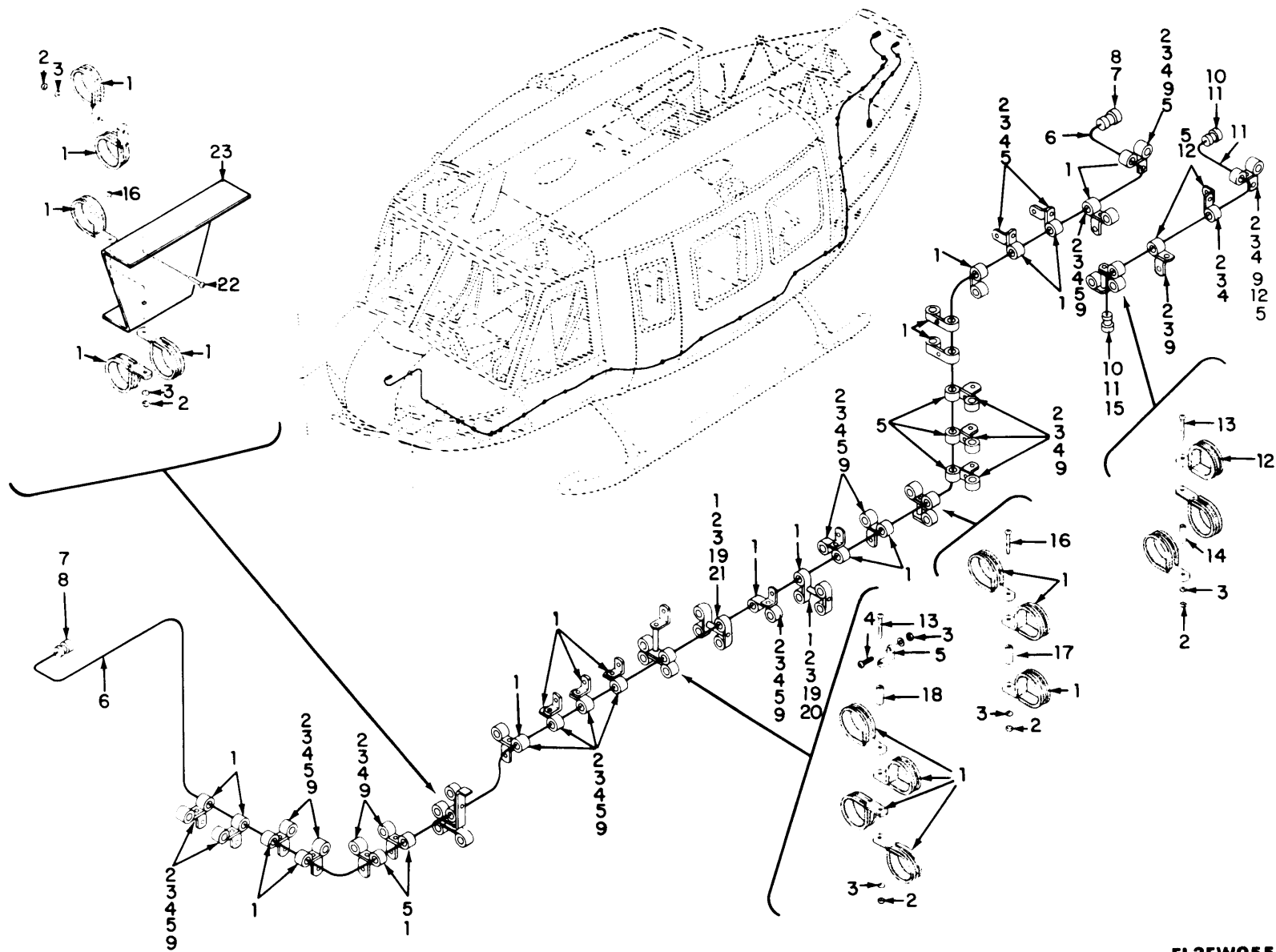
EL3EW054

Figure 20. Communications Installation, 67.17145 thru 67.19537 Antenna and Terminal Board Assembly (Sheet 2 of 2).

SECTION II		TM11-1520-210-20P		C01	
(1)	(2)	(3)	(4)	(5)	(6)
ITEM	SMR		PART		
NO	CODE	FSCM	NUMBER	DESCRIPTION AND USABLE ON CODE (UOC)	QTY
				GROUP 02 COMMUNICATIONS INSTALLATION, 67-17145 THROUGH 67-19537 ANTENNA AND TERMINAL BOARD ASSEMBLY	
				FIGURE 20	
2	PAOZZ	88044	AN960PD10L	WASHER, FLAT UOC: 5LY	30
3	PAOZZ	96906	MS35206-215	SCREW, MACHINE UOC: 5LY	9
7	XDOZZ	96906	MS18029-1S18	COVER, TERMINAL BOAR UOC: 5LY	2
9	PAOZZ	96906	MS27212-1-20	TERMINAL BOARD UOC: 5LY	2
10	PAOZZ	96906	MS27212-1-20	TERMINAL BOARD UOC: 5LY	1
13	XDOZZ	96906	MS18029-1S15	COVER, TERMINAL BOAR UOC: 5LY	1
16	PAOZZ	96906	MS35207-263	SCREW, MACHINE UOC: 5LY	15
* 17	PAOZZ	97499	205-075-325-1	ANTENNA ASSEMBLY, AD THIS PART/ ASSEMBLY IS REMOVED FROM THE AIRCRAFT SUBSEQUENT TO THE INSTALLATION OF THE FOLLOWING: MWO 55-1520-50-17. REFER TO SUPPLEMENT 2 TO THIS TM FOR THE NEW CONFIGURATION UOC: 5LY	1
21	PAOZZ	96906	MS18029-12S16	COVER, TERMINAL BOAR UOC: 5LY	1
22	PAOZZ	96906	MS21042L3	NUT, SELF-LOCKING, EX UOC: 5LY	13
23	PAOZZ	96906	MS45901-4	WASHER, FLAT UOC: 5LY	7
25	PAOZZ	96906	MS21042-04	NUT, SELF-LOCKING, EX UOC: 5LY	7
27	PAOZZ	96906	MS35206-219	SCREW, MACHINE UOC: 5LY	3
28	PAOZZ	88044	AN960PD4L	WASHER, FLAT UOC: 5LY	7
30	PAOZZ	96906	MS35206-214	SCREW, MACHINE UOC: 5LY	3
32	PAOZZ	96906	MS35265-14	SCREW, MACHINE UOC: 5LY	1
34	XBOZZ	97499	204-075-342-37	MARKER, IDENTIFICATI UOC: 5LY	1
35	PAOHH	80058	AT-884/APX-44	ANTENNA UOC: 5LY	1
36	XDOZZ	97499	204-031-251-1	COVER, ACCESS UOC: 5LY	1

SECTION II			TM11-1520-210-20P	C01	
(1)	(2)	(3)	(4)	(5)	(6)
ITEM	SMR		PART		
NO	CODE	FSCM	NUMBER	DESCRIPTION AND USABLE ON CODE (UOC)	QTY
37	PAOZZ	96906	MS35206-229	SCREW, MACHINE UOC: 5LY	6
38	PAOZZ	96906	MS24693S27	SCREW, MACHINE UOC: 5LY	6
39	PAOZZ	96906	MS35207-260	SCREW, MACHINE UOC: 5LY	8
40	PAOZZ	66503	188138	WASHER, LOCK UOC: 5LY	8
43	PAOZZ	80058	AT-640A/ARN	ANTENNA AT640ARN UOC: 5LY	1
44	PAOZZ	96906	MS35207-261	SCREW, MACHINE UOC: 5LY	2
45	PAOZZ	80070	20-032-1	BRACKET, ANGLE UOC: 5LY	2
48	PAOZZ	96906	MS21919WDG3	CLAMP, LOOP UOC: 5LY	2
50	PAOZZ	96906	MS35207-264	SCREW, MACHINE UOC: 5LY	2
51	PAOZZ	88044	AN960-6L	WASHER, FLAT UOC: 5LY	4
54	PAOZZ	96906	MS35333-37	WASHER, LOCK UOC: 5LY	4

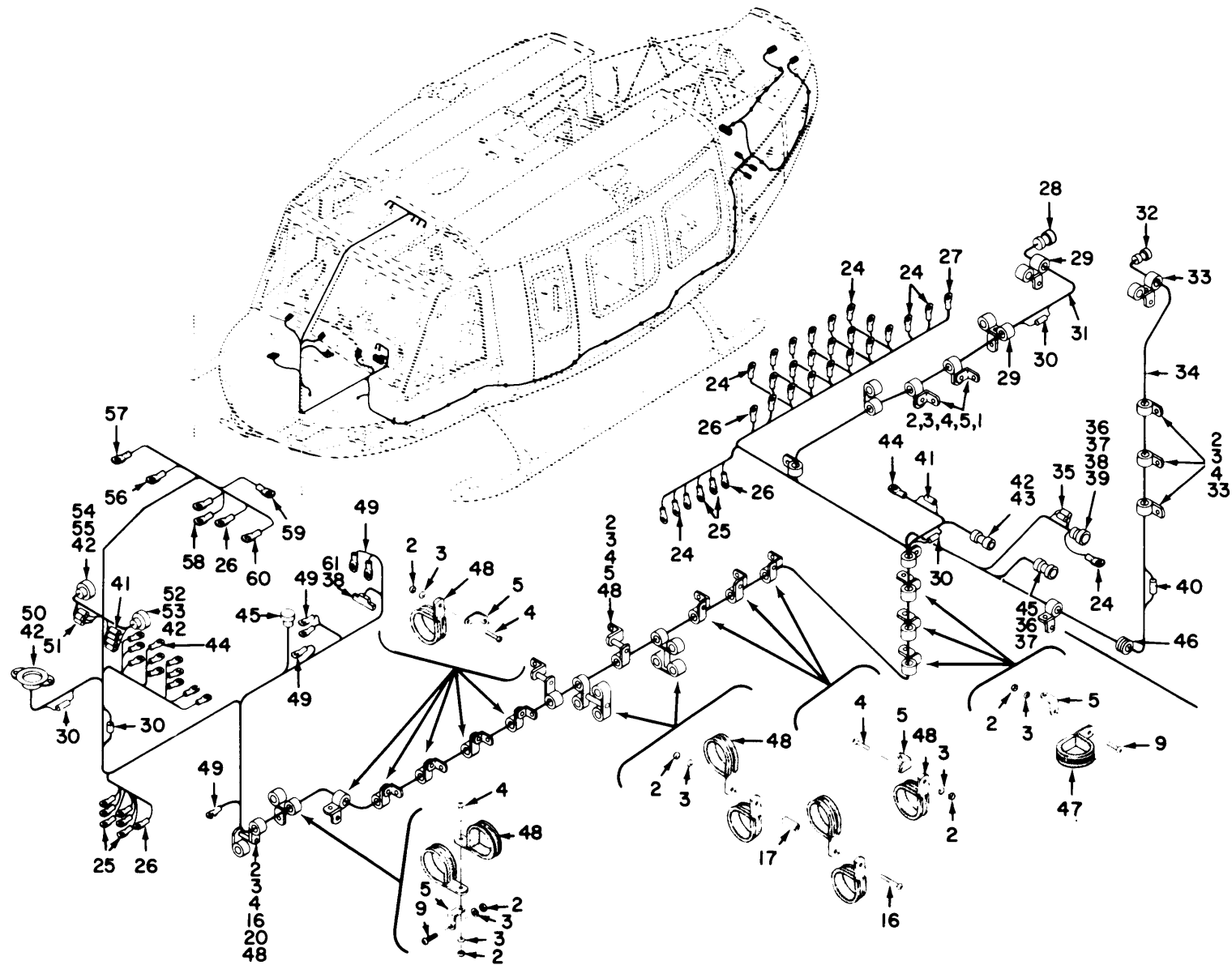
END OF FIGURE



TM 11-1520-210-20P

EL3EW055

Figure 21. Communications Installation, Forward Section 68-15214 thru 68-15778, 68-16050 thru 69-15546 (Sheet 1 of 4).

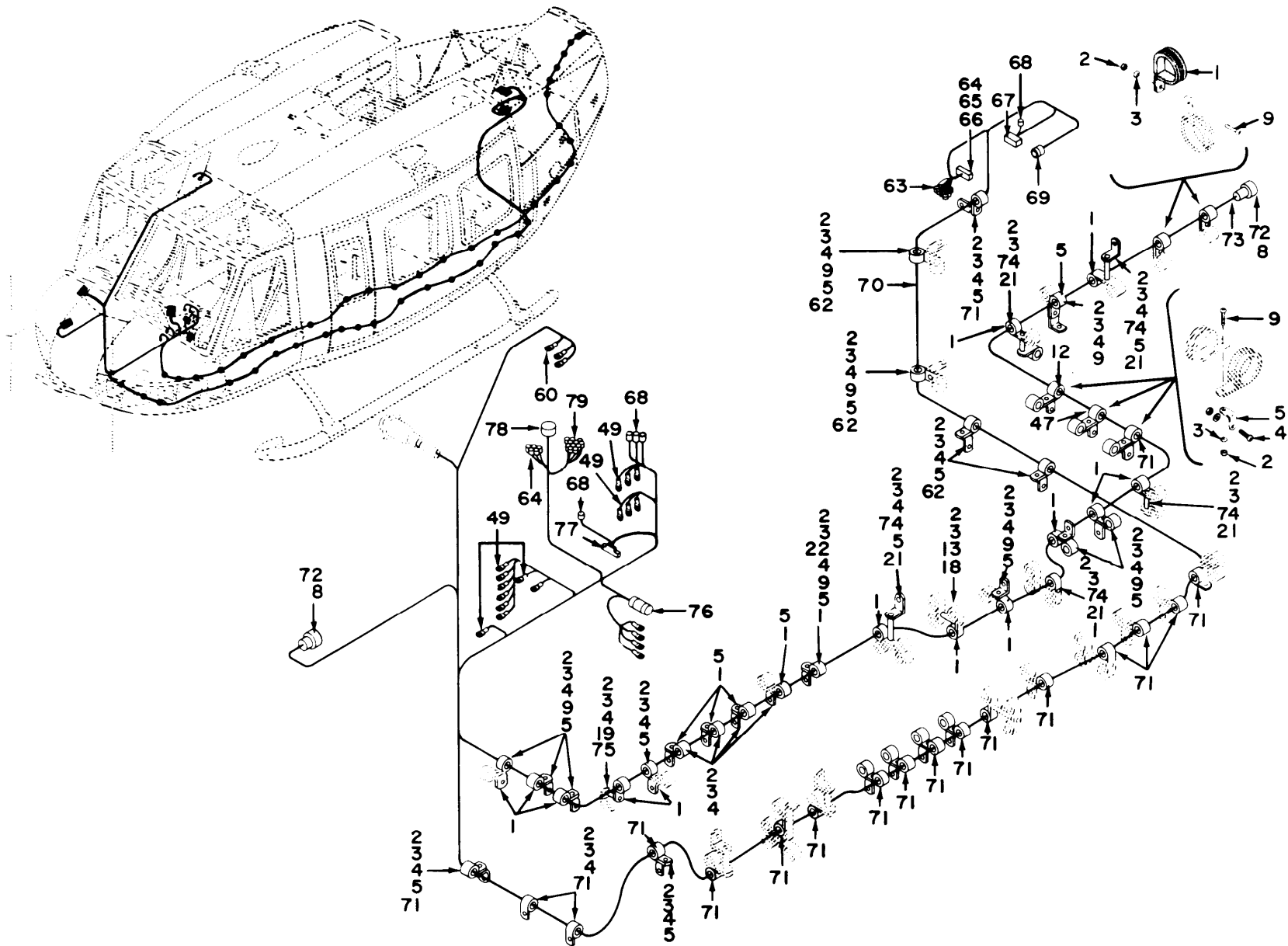


TM 11-1520-210-20P

EL3EW056

Figure 21. Communications Installation, Forward Section 68-15214 thru 68-15778, 68-16050 thru 69-15546 (Sheet 2 of 4).

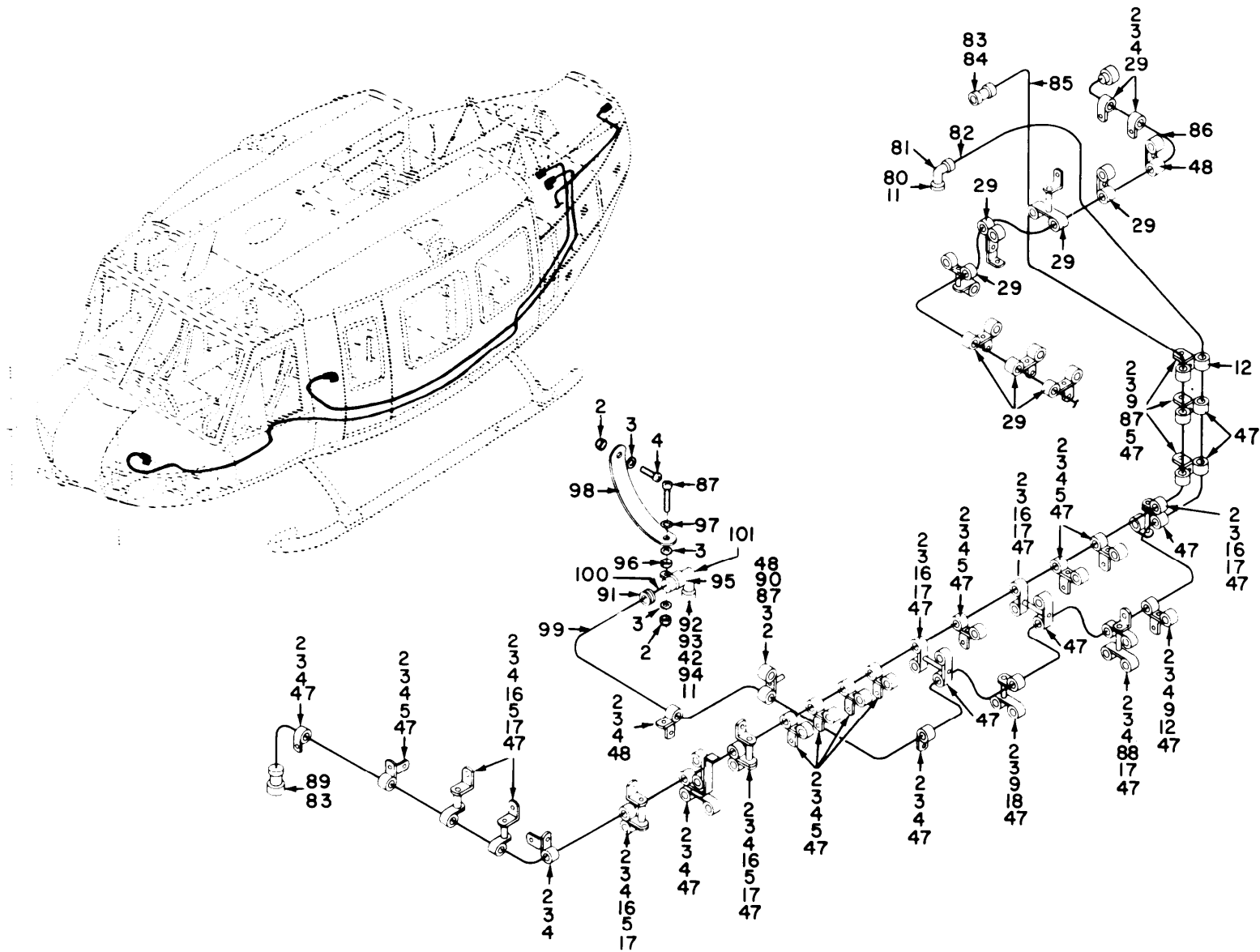




TM 11-1520-210-20P

EL3EW057

Figure 21. Communications Installation, Forward Section 68-15214 thru 68-15778, 68-16050 thru 69-15546 (Sheet 3 of 4).



TM 11-1520-210-20P

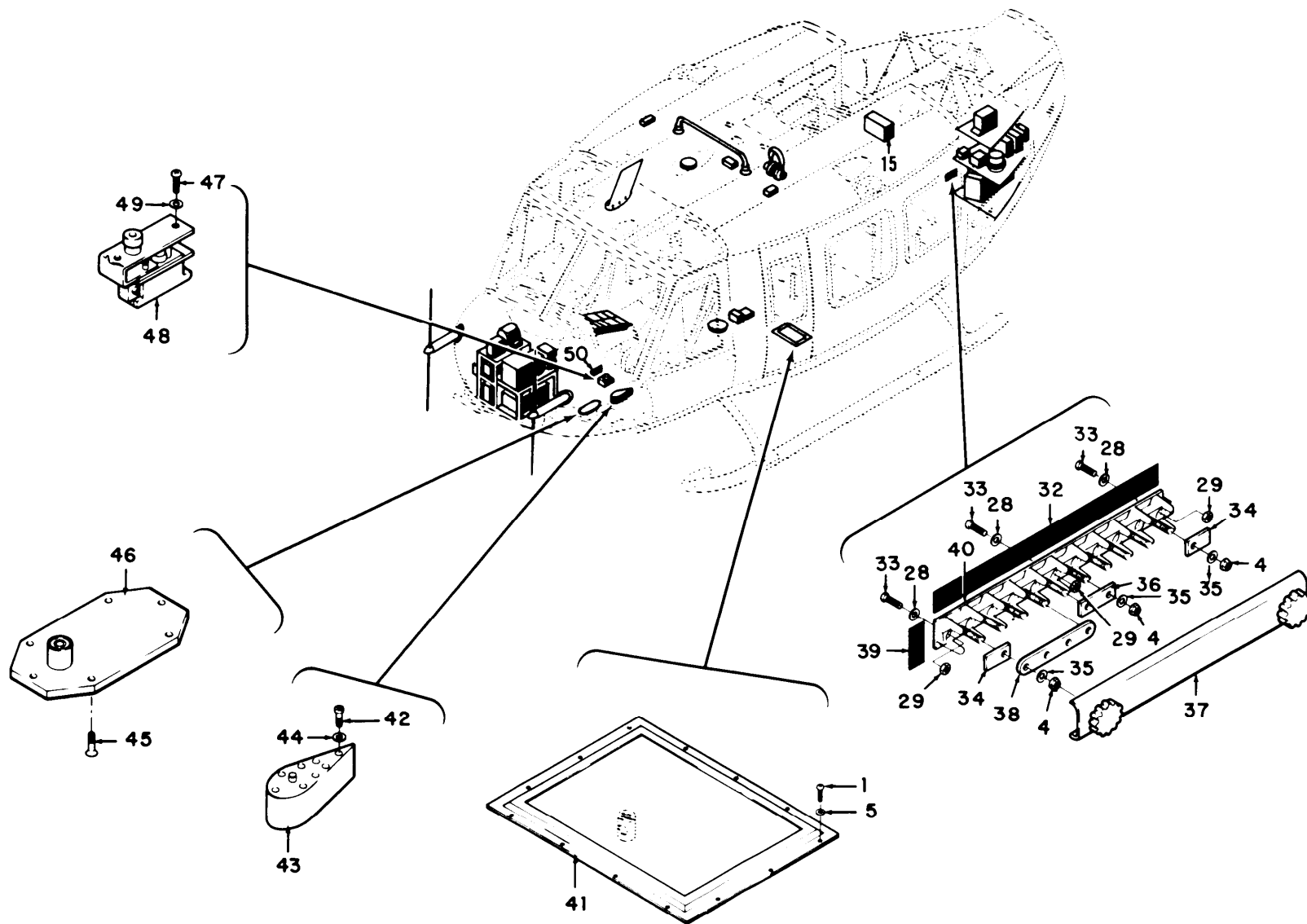
**EL3EW058**

Figure 21. Communications Installation, Forward Section 68-15214 thru 68-15778, 68-16050 thru 69-15546 (Sheet 4 of 4).

SECTION II			TM11-1520-210-20P		
(1)	(2)	(3)	(4)	(5)	(6)
ITEM	SMR		PART		
NO	CODE	FSCM	NUMBER	DESCRIPTION AND USABLE ON CODE (UOC)	QTY
				COMMUNICATIONS INSTALLATION FORWARD SECTION 68-15214 THROUGH 68-15778, 68-16050 THROUGH 69-15546	
				FIGURE 21	
1	PAOZZ	96906	MS21919WDG3	CLAMP, LOOP UOC: 5LY	46
2	PAOZZ	96906	MS21042L3	NUT, SELF-LOCKING, EX UOC: 5LY	184
3	PAOZZ	88044	AN960PD10L	WASHER, FLAT UOC: 5LY	188
4	PAOZZ	96906	MS35207-263	SCREW, MACHINE UOC: 5LY	120
5	PAOZZ	80070	20-032-1	BRACKET, ENGINE UOC: 5LY	86
9	PAOZZ	96906	MS35207-264	SCREW, MACHINE UOC: 5LY	48
12	PAOZZ	96906	MS21919WDG6	CLAMP, LOOP UOC: 5LY	6
13	PAOZZ	96906	MS35207-268	SCREW, MACHINE UOC: 5LY	3
14	XBOZZ	80205	NAS43DD3-44	SPACER, SLEEVE UOC: 5LY	1
16	PAOZZ	96906	MS35207-269	SCREW, MACHINE UOC: 5LY	6
17	PAOZZ	13499	124-3003-101	SPACER, SLEEVE UOC: 5LY	7
18	PAOZZ	18876	8022653	SPACER, SLEEVE UOC: 5LY	3
19	PAOZZ	96906	MS35207-267	SCREW, MACHINE UOC: 5LY	3
20	PAOZZ	80205	NAS43DD3-8	SPACER, SLEEVE UOC: 5LY	5
21	PAOZZ	13499	124-3003-099	SPACER, SLEEVE UOC: 5LY	3
22	PAOZZ	96906	MS35207-261	SCREW, MACHINE UOC: 5LY	2
23	XBOZZ	97499	205-075-133-1	ROCKET ASSEMBLY UOC: 5LY	1
29	PAOZZ	96906	MS21919WDG5	CLAMP, LOOP UOC: 5LY	11
33	PAOZZ	96906	MS21919DG4	CLAMP, LOOP UOC: 5LY	5
46	PAOZZ	96906	MS35489-6	GROMMET, NONMETALLIC UOC: 5LY	1
47	PAOZZ	96906	MS21919WDG7	CLAMP, LOOP UOC: 5LY	27
48	PAOZZ	96906	MS21919WDG13	CLAMP, LOOP	17

SECTION II			TM11-1520-210-20P		
(1)	(2)	(3)	(4)	(5)	(6)
ITEM	SMR		PART		
NO	CODE	FSCM	NUMBER	DESCRIPTION AND USABLE ON CODE (UOC)	QTY
62	PAOZZ	96906	MS21919WDG10	UOC:5LY CLAMP, LOOP	4
71	PAOZZ	96906	MS25281-F7	UOC:5LY CLAMP, LOOP	6
74	XBOZZ	24446	N80P16018C6	UOC:5LY SCREW, MACHINE	1
87	PAOZZ	96906	MS35207-265	UOC:5LY SCREW, MACHINE	4
88	XBOZZ	96906	MS35207-207	UOC:5LY SCREW, MACHINE	4
90	PAOZZ	18876	8168041	UOC:5LY SPACER, SLEEVE	1
91	PAOZZ	96906	MS35489-17	UOC:5LY GROMMET, NONMETALLIC	1
95	PAOZZ	88044	AN742D7	UOC:5LY CLAMP, LOOP	1
96	PAOZZ	96906	MS35650-305	UOC:5LY NUT, PLAIN, HEXAGON	1
97	PAOZZ	96906	MS35335-32	UOC:5LY WASHER, LOCK	1
				UOC:5LY	
				END OF FIGURE	

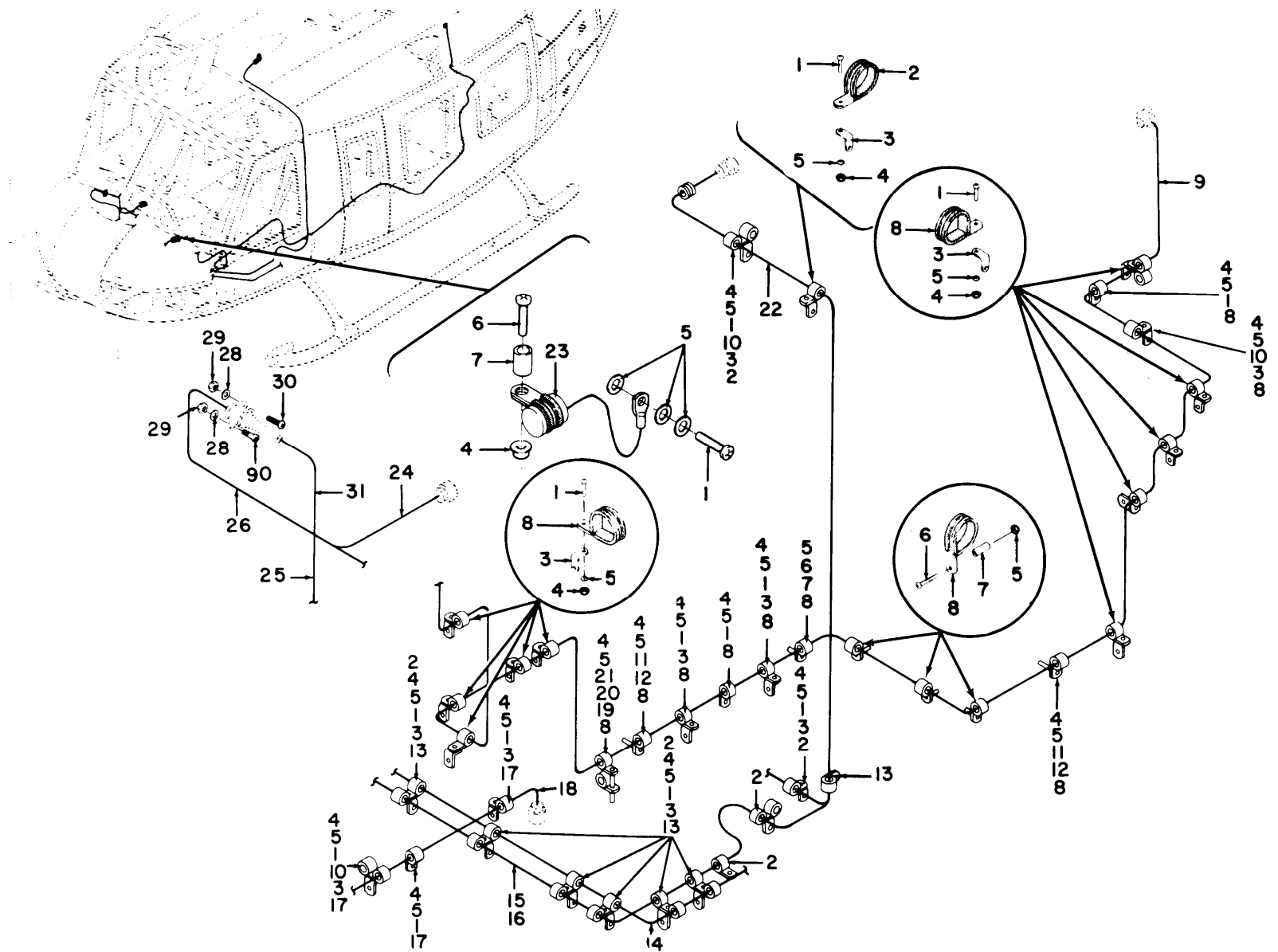




TM 11-1520-210-20P

EL3EW059

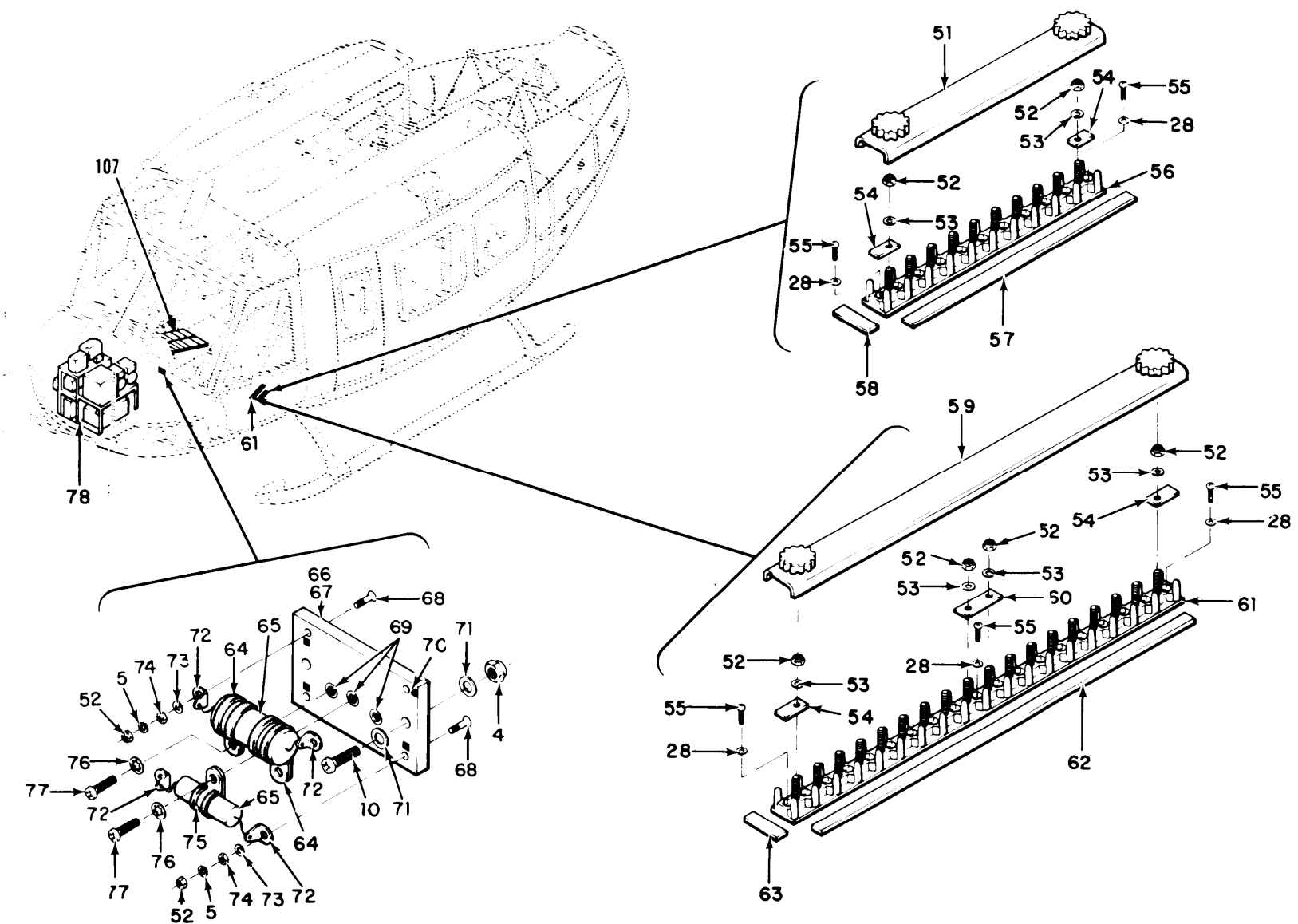
Figure 22. Communications Installation, Forward Section 66-15214 thru 70-15932 (Sheet 1 of 3).



TM 11-1520-210-20P

EL3EW060

Figure 22. Communications Installation, Forward Section 66-15214 thru 70-15932 (Sheet 2 Of 3).



FM 11-1520-210-20P

EL3EW061

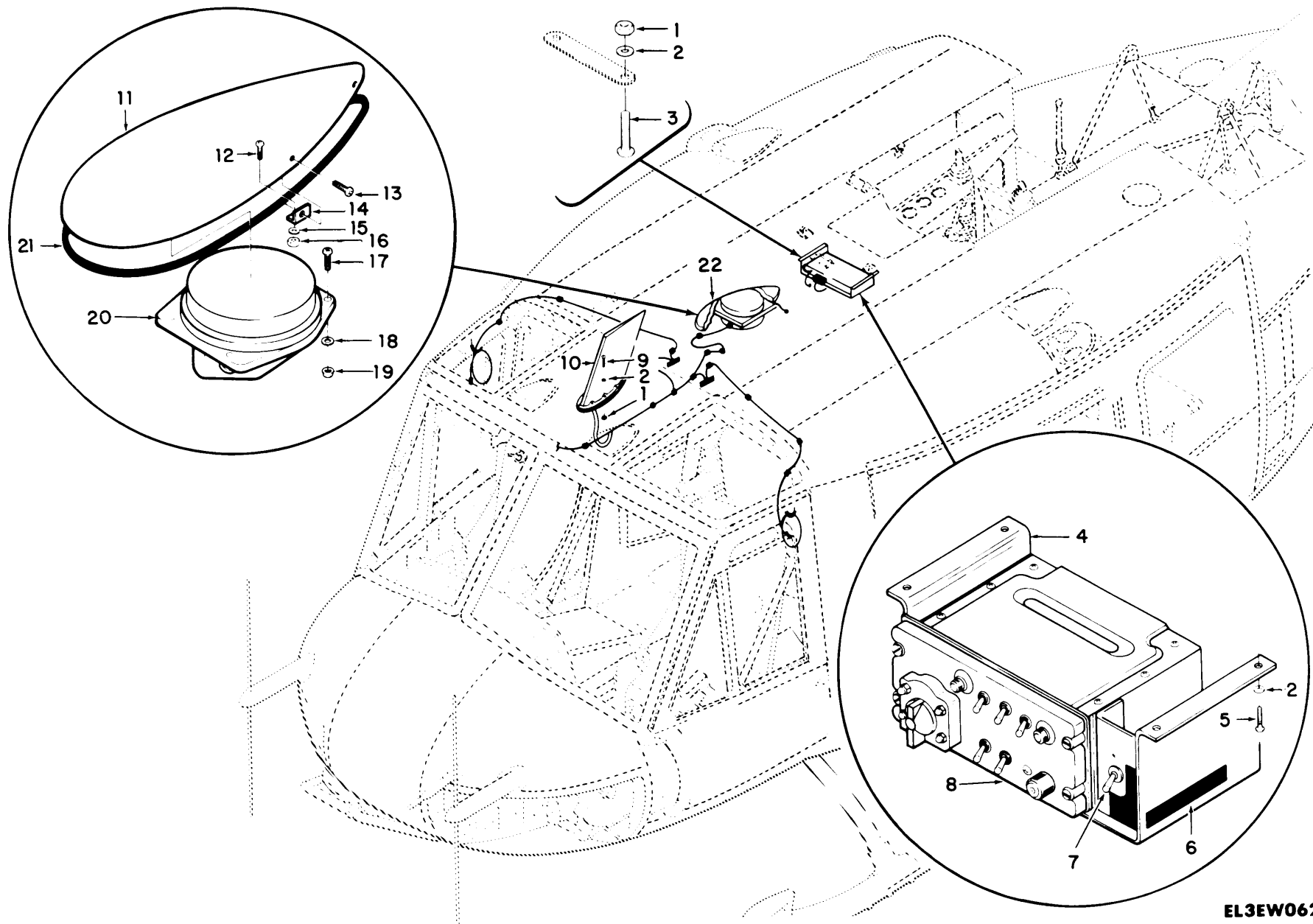
Figure 22. Communications Installation, Forward Section 66-15214 thru 70-15932 (Sheet 3 of 3).



SECTION II		TM11-1520-210-20P		C01	
(1)	(2)	(3)	(4)	(5)	(6)
ITEM	SMR		PART		
NO	CODE	FSCM	NUMBER	DESCRIPTION AND USABLE ON CODE (UOC)	QTY
GROUP 02 COMMUNICATION INSTALLATION, FORWARD SECTION 66-15214 THROUGH 70-15932					
FIGURE 22					
1	PAOZZ	96906	MS35207-263	SCREW,MACHINE UOC:5LY	61
2	PAOZZ	96906	MS21919WDG6	CLAMP,LOOP UOC:5LY	9
3	PAOZZ	80070	20-032-1	BRACKET,ANGLE UOC:5LY	24
4	PAOZZ	96906	MS21042L3	NUT,SELF-LOCKING,EX UOC:5LY	66
5	PAOZZ	88044	AN960PD10L	WASHER,FLAT UOC:5LY	77
6	PAOZZ	96906	MS35207-265	SCREW,MACHINE UOC:5LY	5
7	PAOZZ	18876	8168041	SPACER,SLEEVE UOC:5LY	5
8	PAOZZ	96906	MS21919WDG7	CLAMP,LOOP UOC:5LY	22
10	PAOZZ	96906	MS35207-264	SCREW,MACHINE UOC:5LY	5
11	PAOZZ	96906	MS35207-267	SCREW,MACHINE UOC:5LY	2
12	PAOZZ	18876	8169148	SPACER,SLEEVE UOC:5LY	2
13	PAOZZ	96906	MS21919WDG16	CLAMP,LOOP UOC:5LY	7
17	PAOZZ	96906	MS21919WDG3	CLAMP,LOOP UOC:5LY	3
19	PAOZZ	18876	8022653	SPACER,SLEEVE UOC:5LY	1
20	PAOZZ	13499	124-3003-103	SPACER,SLEEVE UOC:5LY	1
21	PAOZZ	96906	MS35207-270	SCREW,MACHINE UOC:5LY	1
23	PAOZZ	96906	MS21919WDG20	CLAMP,LOOP UOC:5LY	1
27	PAOZZ	96906	MS35265-14	SCREW,MACHINE UOC:5LY	1
28	PAOZZ	88044	AN960PD4L	WASHER,FLAT UOC:5LY	13
30	PAOZZ	96906	MS35206-214	SCREW,MACHINE UOC:5LY	3
33	PAOZZ	96906	MS35206-219	SCREW,MACHINE UOC:5LY	3
* 41	PAOZZ	97499	205-075-325-1	ANTENNA ASSEMBLY,AD THIS PART/ ASSEMBLY IS REMOVED FROM THE	

SECTION II			TM11-1520-210-20P	C01	
(1)	(2)	(3)	(4)	(5)	(6)
ITEM	SMR		PART		
NO	CODE	FSCM	NUMBER	DESCRIPTION AND USABLE ON CODE (UOC)	QTY
				AIRCRAFT SUBSEQUENT TO THE INSTALLATION OF THE FOLLOWING: MWO 55-1520-50-17. REFER TO SUPPLEMENT 2 TO THIS TM FOR THE NEW CONFIGURATION	1
				UOC: 5LY	
42	PAOZZ	96906	MS35207-260	SCREW, MACHINE	8
				UOC: 5LY	
43	PAOZZ	80058	AT-640A/ARN	ANTENNA AT640ARN	1
				UOC: 5LY	
44	PAOZZ	66503	188138	WASHER, LOCK	8
				UOC: 5LY	
45	PAOZZ	96906	MS24693S27	SCREW, MACHINE	6
				UOC: 5LY	
46	PAOHH	80058	AT-884/APX-44	ANTENNA	1
				UOC: 5LY	
47	PAOZZ	96906	MS35207-227	SCREW, MACHINE	4
				UOC: 5LY	
49	PAOZZ	96906	MS35333-37	WASHER, LOCK	4
				UOC: 5LY	
50	XBOZZ	97499	204-075-342-37	MARKER, IDENTIFICATI	2
				UOC: 5LY	
51	PAOZZ	96906	MS18029-11S20	COVER, TERMINAL BOAR	1
				UOC: 5LY	
52	PAOZZ	96906	MS21042L06	NUT, SELF-LOCKING, EX	40
				UOC: 5LY	
53	PAOZZ	88044	AN961-6	WASHER, FLAT	36
				UOC: 5LY	
55	PAOZZ	96906	MS35206-215	SCREW, MACHINE	6
				UOC: 5LY	
59	XDOZZ	96906	MS18029-1S18	COVER, TERMINAL BOAR	2
				UOC: 5LY	
61	PAOZZ	96906	MS27212-1-20	TERMINAL BOARD	3
				UOC: 5LY	
64	PAOZZ	96906	MS25281F14	CLAMP, LOOP	2
				UOC: 5LY	
68	PAOZZ	96906	MS51957-32	SCREW, MACHINE	4
				UOC: 5LY	
69	PAOZZ	94222	72-1-832-13	INSERT, SCREW THREAD	3
				UOC: 5LY	
71	PAOZZ	88044	AN960-6L	WASHER, FLAT	4
				UOC: 5LY	
73	PAOZZ	96906	MS35333-105	WASHER, LOCK	4
				UOC: 5LY	
74	PAOZZ	96906	MS35649-265	NUT, PLAIN, HEXAGON	4
				UOC: 5LY	
76	PAOZZ	96906	MS35333-38	WASHER, LOCK	3
				UOC: 5LY	
77	PAOZZ	96906	MS35206-243	SCREW, MACHINE	3
				UOC: 5LY	

END OF FIGURE



TM 11-1520-210-20P

EL3EW062

Figure 23. Communications Installation, Forward Section 62-12372, 63-8739 thru 63-13002, 64-13492 thru 64-13901 (Sheet 1 of 2).

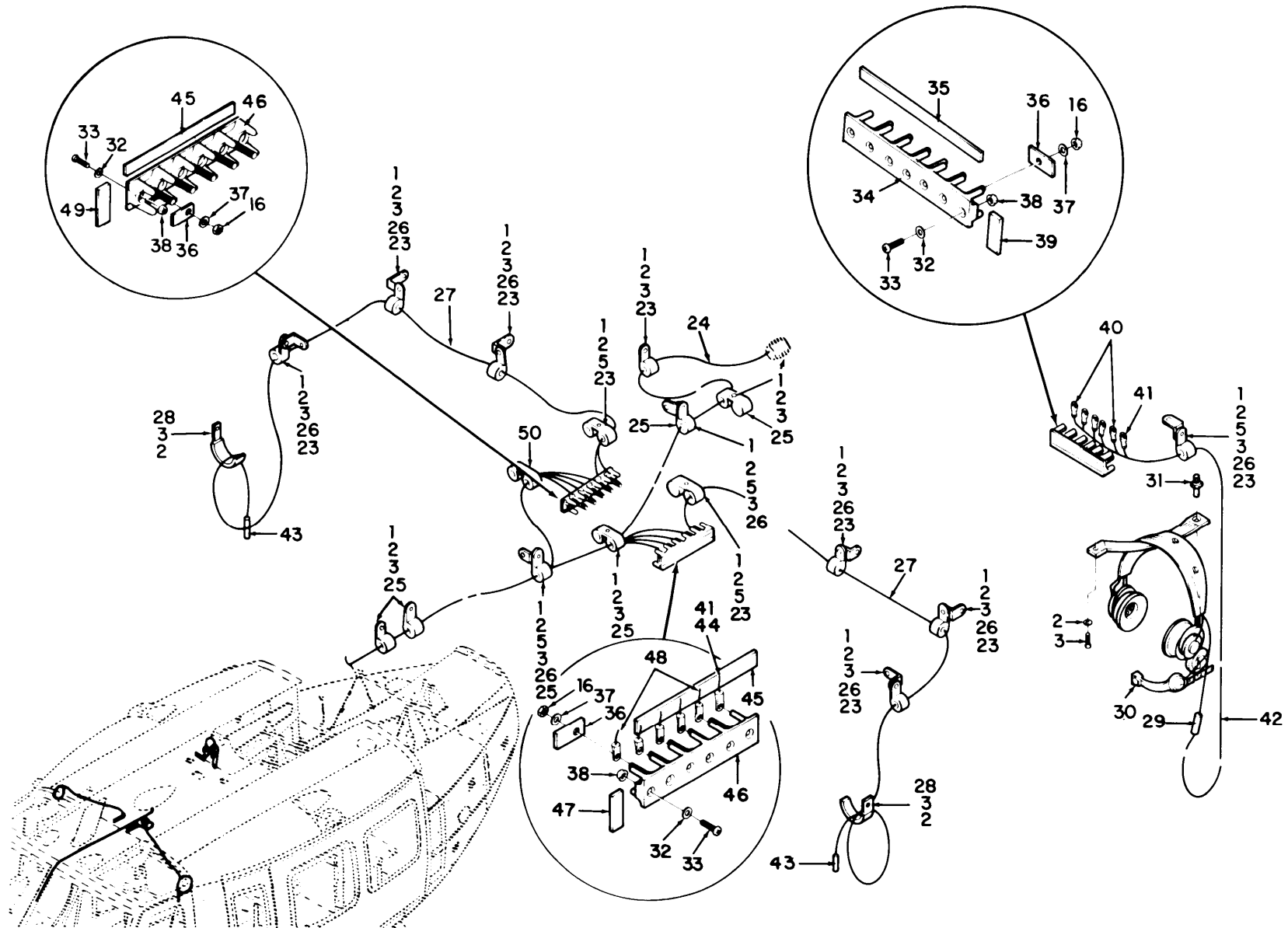
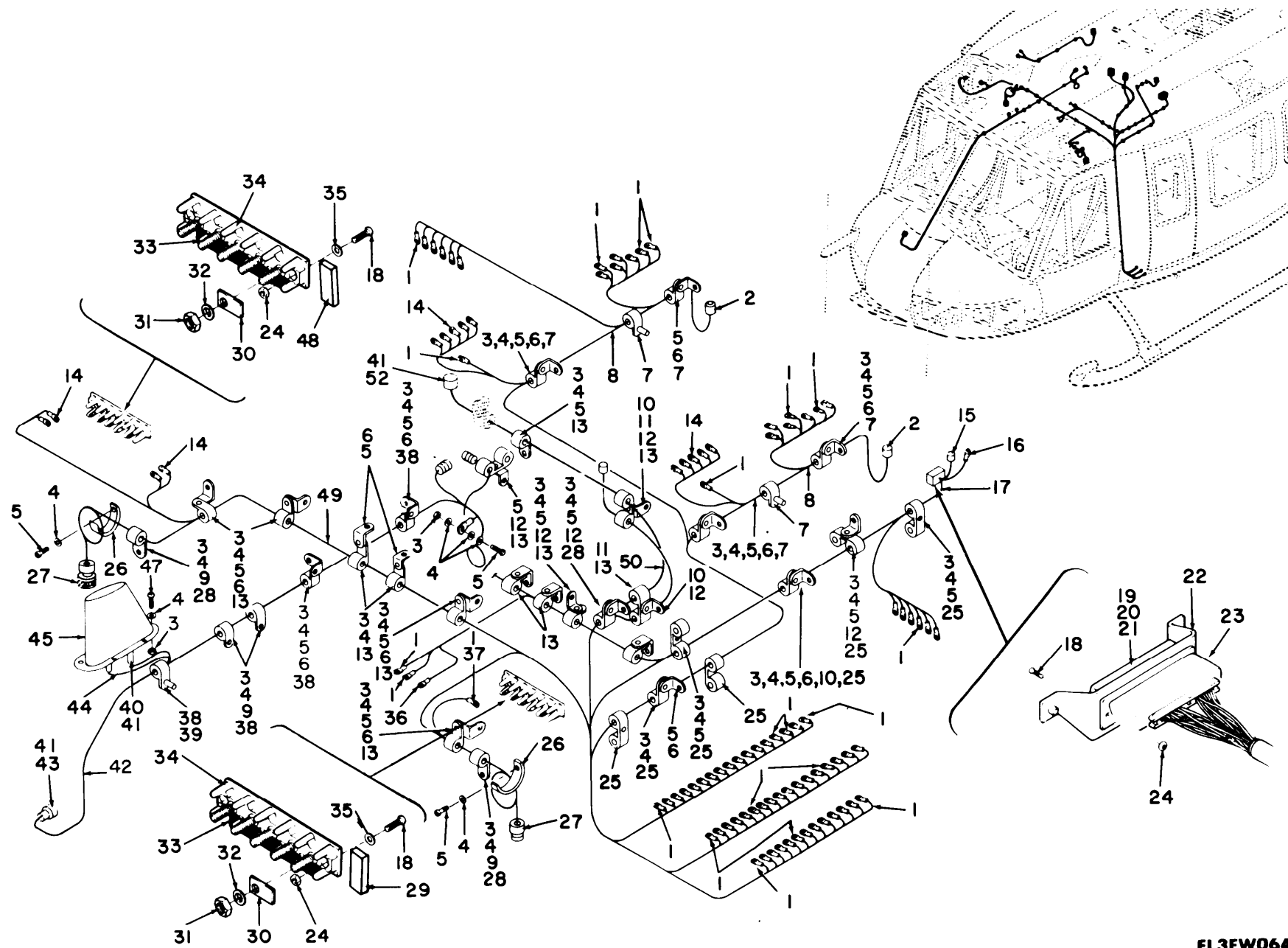


Figure 23. Communications Installation, Forward Section 62-12372, 63-8739 thru 63-13002, 64-13492 thru 64-13901 (Sheet 2 of 2).

SECTION II		TM11-1520-210-20P	C01		
(1)	(2)	(3)	(4)	(5)	(6)
ITEM	SMR	PART			
NO	CODE	FSCM	NUMBER	DESCRIPTION AND USABLE ON CODE (UOC)	QTY
				GROUP 02 COMMUNICATIONS INSTALLATION, FORWARD SECTION 62-12372, 63-8739 THROUGH 63-13002, 64-13492 THROUGH 64-13901	
				FIGURE 23	
1	PAOZZ	96906	MS21042L3	NUT, SELF-LOCKING, EX UOC: 5LZ	29
2	PAOZZ	88044	AN960PD10L	WASHER, FLAT UOC: 5LZ	41
3	PAOZZ	96906	MS35207-263	SCREW, MACHINE UOC: 5LZ	26
4	XBOZZ	97499	205-075-331-1	PANEL SUPPORT UOC: 5LZ	1
5	PAOZZ	96906	MS35207-261	SCREW, MACHINE UOC: 5LZ	9
6	XBOZZ	97499	204-075-342-13	DECAL OR UOC: 5LZ	1
6	XBOZZ	97499	204-075-369-173	DECAL UOC: 5LZ	1
* 8	PAODD	80058	C-1611/AIC	CONTROL, INTERCOMMUN THIS PART/ ASSEMBLY IS REMOVED FROM THE AIRCRAFT SUBSEQUENT TO THE INSTALLATION OF THE FOLLOWING: MWO 55-1520-50-22. REFER TO SUPPLEMENT 2 TO THIS TM FOR THE NEW CONFIGURATION UOC: FLZ	1
8	XBOHH	94033	GD1227	PANEL, SIGNAL DISTRI EFFECTIVITY 62- 12351 THRU 62-12372 UOC: 5LZ	1
9	XBOZZ	24446	N80P16018C6	SCREW, MACHINE UOC: 5LZ	6
10	PDOZZ	80058	AT-1108/ARC	ANTENNA UOC: 5LZ	1
11	XBOZZ	97499	205-075-329-3	COVER UOC: 5LZ	1
12	PAOZZ	96906	MS35206-234	SCREW, MACHINE UOC: 5LZ	6
13	PAOZZ	96906	MS35206-227	SCREW, MACHINE UOC: 5LZ	6
14	XBOZZ	00781	19039	BRACKET ASSEMBLY UOC: 5LZ	6
15	PAOZZ	88044	AN960B6	WASHER, FLAT UOC: 5LZ	6
16	PAOZZ	96906	MS21042L06	NUT, SELF-LOCKING, EX UOC: 5LZ	32
17	PAOZZ	96906	MS35206-249	SCREW, MACHINE UOC: 5LZ	4

SECTION II			TM11-1520-210-20P	C01	
(1)	(2)	(3)	(4)	(5)	(6)
ITEM	SMR		PART		
NO	CODE	FSCM	NUMBER	DESCRIPTION AND USABLE ON CODE (UOC)	QTY
18	PAOZZ	88044	AN960PD8L	WASHER, FLAT UOC: 5LZ	4
19	PAOZZ	96906	MS21042L08	NUT, SELF-LOCKING, EX UOC: 5LZ	4
20	PAODD	80058	AT-780/ARN-59	ANTENNA UOC: 5LZ	1
21	PAOZZ	83961	18744	GASKET UOC: 5LZ	1
22	PAOZZ	97499	205-075-329-1	COVER LOOP ANTENNA UOC: 5LZ	1
23	XDOZZ	96906	MS21919DG4	CLAMP, LOOP UOC: 5LZ	10
25	PAOZZ	96906	MS21919WDG6	CLAMP, LOOP UOC: 5LZ	6
26	PAOZZ	88044	AN743-12	BRACKET, ANGLE UOC: 5LZ	9
28	PAOZZ	97499	70-005-1	HOOK STOWAGE UOC: 5LZ	2
30	PAOZZ	81349	H-157A/AIC	HEADSET-MICROPHONE UOC: 5LZ	1
31	PAOZZ	88044	AN227-22BM8	STUD, SNAP FASTENER UOC: 5LZ	2
32	PAOZZ	88044	AN960PD4L	WASHER, FLAT UOC: 5LZ	6
33	PAOZZ	96906	MS35206-214	SCREW, MACHINE UOC: 5LZ	6
37	PAOZZ	88044	AN961-6	WASHER, FLAT UOC: 5LZ	16
38	PAOZZ	96906	MS21042-04	NUT, SELF-LOCKING, EX UOC: 5LZ	6
50	PAOZZ	96906	MS21919WDG3	CLAMP, LOOP UOC: 5LZ	1
END OF FIGURE					



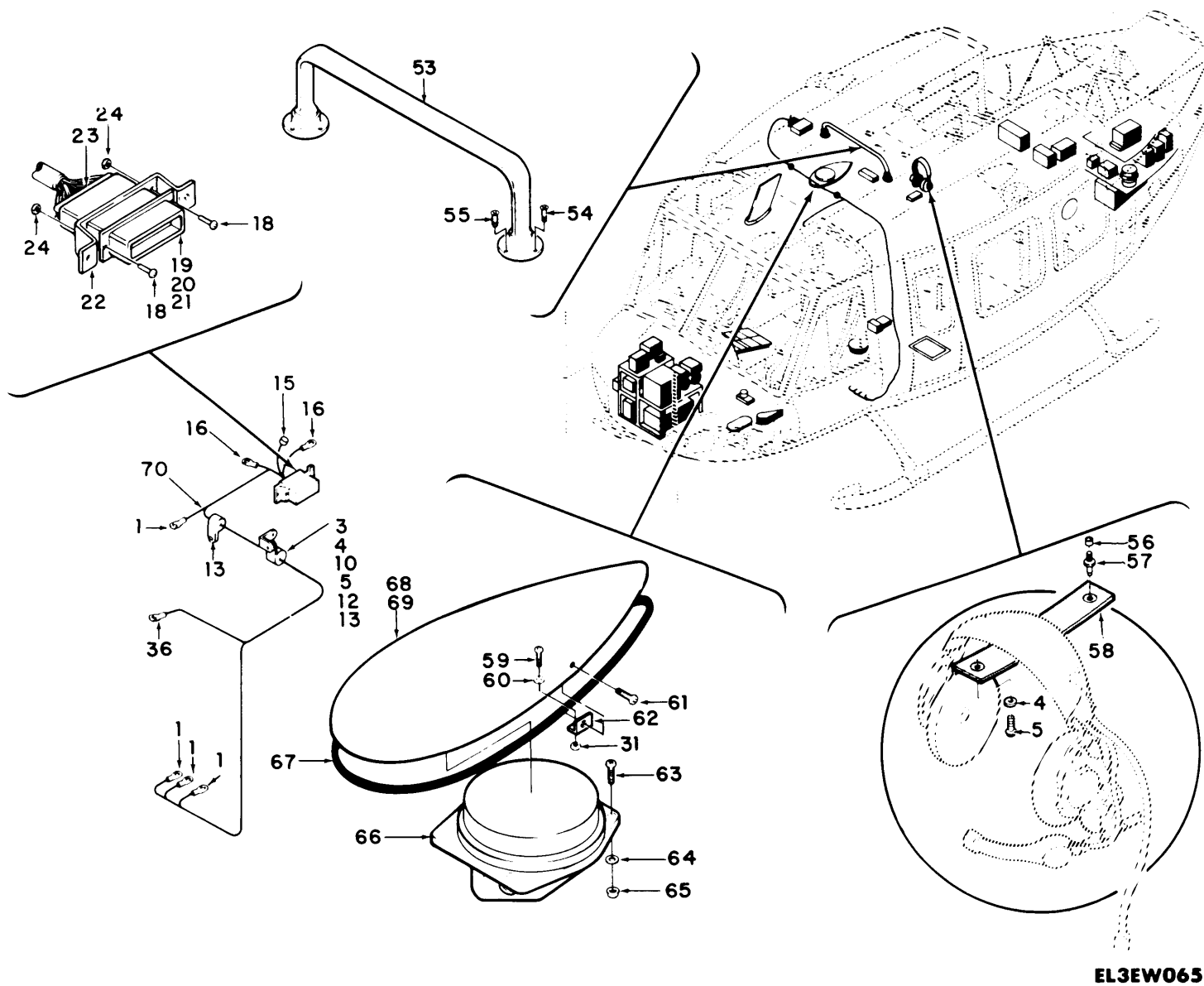


TM 11-1520-210-20P

EL3EW064

Figure 24. Communications Installation, Forward Section 65-9565 thru 65-12895 (Sheet 1 of 3).





TM 11-1520-210-20P

Figure 24. Communications Installation, Forward Section 65-9565 thru 65-12895 (Sheet 2 of 3).

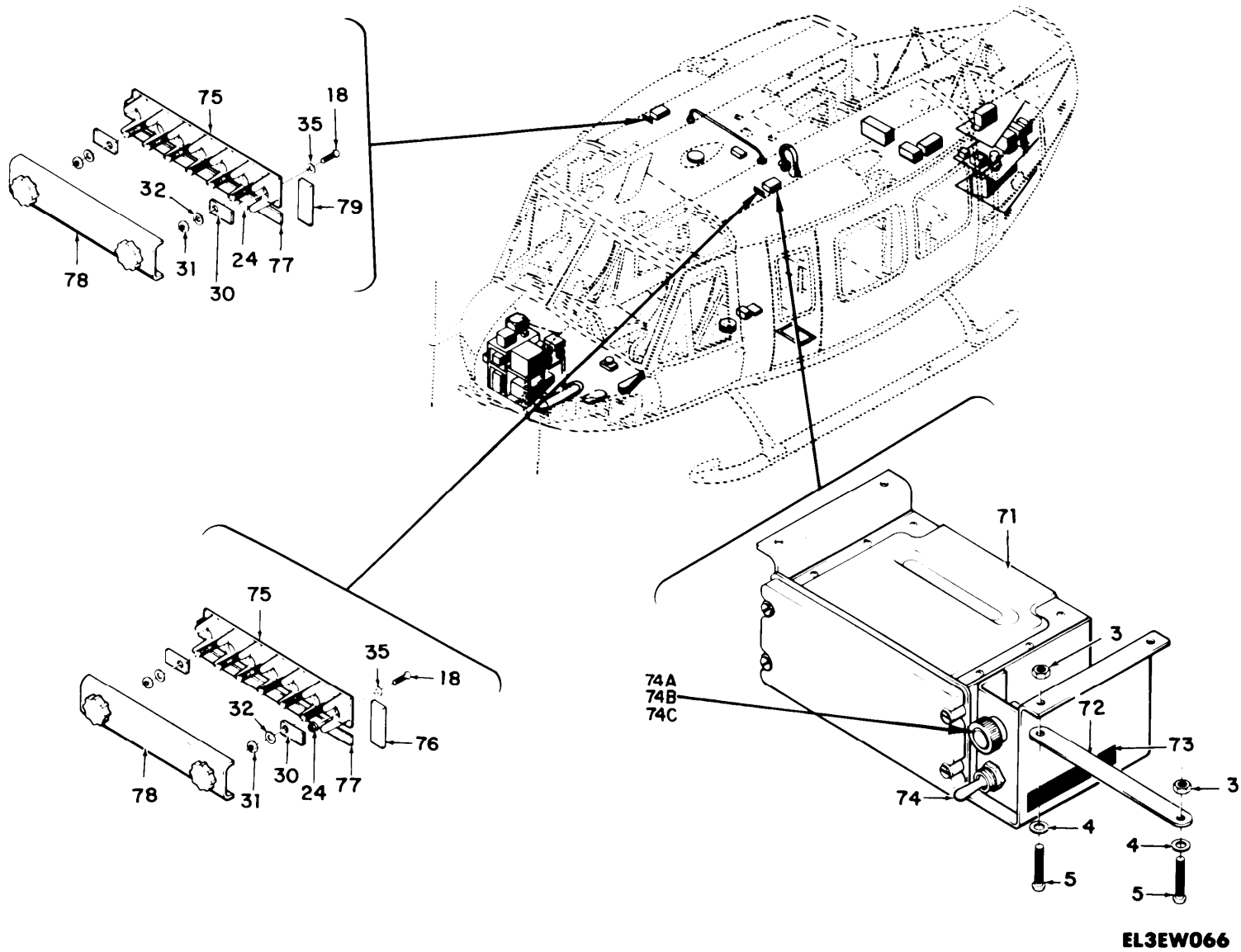


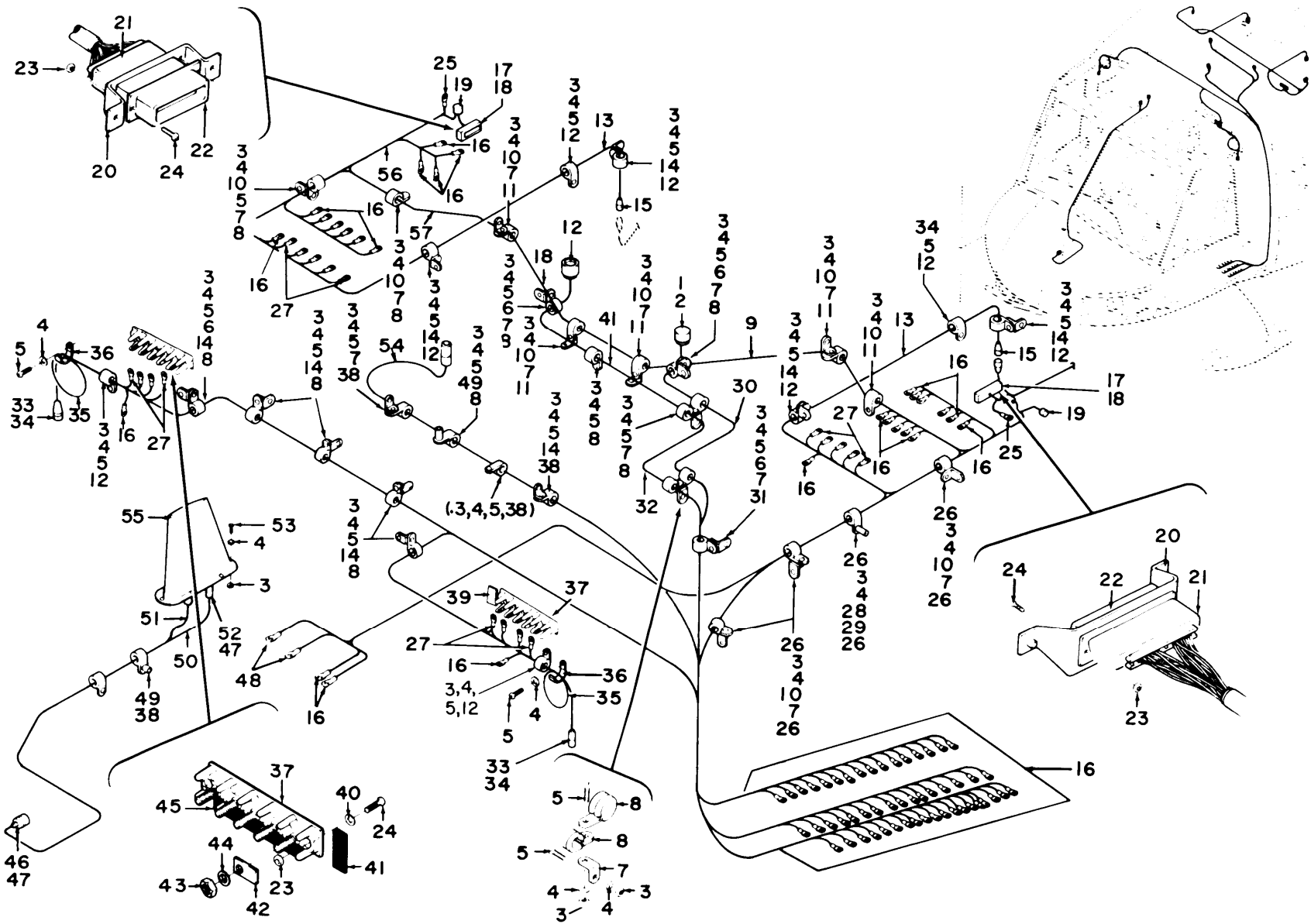
Figure 24. Communications Installation, Forward Section 65-9565 thru 65-12895 (Sheet 3 of 3).

SECTION II			TM11-1520-210-20P	C01	
(1)	(2)	(3)	(4)	(5)	(6)
ITEM	SMR		PART		
NO	CODE	FSCM	NUMBER	DESCRIPTION AND USABLE ON CODE (UOC)	QTY
GROUP 02 COMMUNICATIONS INSTALLATION, FORWARD SECTION 65-9565 THROUGH 65-12895					
FIGURE 24					
3	PAOZZ	96906	MS21042L3	NUT, SELF-LOCKING, EX UOC: 5LY, 5LZ	53
5	PAOZZ	96906	MS35207-263	SCREW, MACHINE UOC: 5LY, 5LZ	44
6	PAOZZ	88044	AN743-12	BRACKET, ANGLE UOC: 5LY, 5LZ	14
7	XDOZZ	96906	MS21919DG4	CLAMP, LOOP UOC: 5LY, 5LZ	7
9	PAOZZ	96906	MS35207-262	SCREW, MACHINE UOC: 5LY, 5LZ	5
10	PAOZZ	96906	MS35207-261	SCREW, MACHINE UOC: 5LY, 5LZ	4
11	PAOZZ	96906	MS35207-264	SCREW, MACHINE UOC: 5LY, FLZ	2
13	PAOZZ	96906	MS21919WDG3	CLAMP, LOOP UOC: 5LY, 5LZ	14
18	PAOZZ	96906	MS35206-214	SCREW, MACHINE UOC: 5LY, 5LZ	21
25	PAOZZ	96906	MS21919WDG9	CLAMP, LOOP UOC: 5LY, 5LZ	7
26	PAOZZ	97499	70-005-1	HOOK STOWAGE UOC: 5LY, 5LZ	2
27	PAOZZ	81349	U92A4	JACK, TELEPHONE UOC: 5LY, 5LZ	1
28	PAOZZ	96906	MS21919WDG5	CLAMP, LOOP UOC: 5LY, 5LZ	3
32	PAOZZ	88044	AN961-6	WASHER, FLAT UOC: 5LY, 5LZ	11
34	PAOZZ	96906	MS27212-1-20	TERMINAL BOARD UOC: 5LY, 5LZ	2
38	PAOZZ	96906	MS21919WDG6	CLAMP, LOOP UOC: 5LZ	6
39	PAOZZ	18876	8168041	SPACER, SLEEVE UOC: 5LY, 5LZ	2
45	PDOZZ	80058	AT-1108/ARC	ANTENNA UOC: 5LY, 5LZ	1
47	XBOZZ	24446	N80P16018C6	SCREW, MACHINE UOC: 5LY, 5LZ	6
53	PAOZZ	80058	AS-1922A/ARC	ANTENNA UOC: 5LY, 5LZ	1
54	PAOZZ	96906	MS51960-66	SCREW, MACHINE UOC: 5LY, 5LZ	4
55	PAOZZ	96906	MS51960-68	SCREW, MACHINE UOC: 5LY, 5LZ	4

SECTION II		TM11-1520-210-20P		C01	
(1)	(2)	(3)	(4)	(5)	(6)
ITEM	SMR		PART		
NO	CODE	FSCM	NUMBER	DESCRIPTION AND USABLE ON CODE (UOC)	QTY
56	PAOZZ	80205	43DD3-10	SPACER,SLEEVE UOC:5LY,5LZ	1
57	XBOZZ	96906	MS27977-18B	STUD,SNAP FASTENER UOC:5LY,5LZ	1
58	PAOZO	97499	204-060-956-1	STRAP ASSY UOC:5LY,5LZ	2
59	PAOZZ	96906	MS35206-234	SCREW,MACHINE UOC:5LY,5LZ	6
60	PAOZZ	88044	AN960B6	WASHER,FLAT UOC:5LY,5LZ	6
61	PAOZZ	96906	MS35206-227	SCREW,MACHINE UOC:5LY,5LZ	6
62	XBOZZ	00781	19039	BRACKET ASSEMBLY UOC:5LY,5LZ	6
63	PAOZZ	96906	MS35206-249	SCREW,MACHINE UOC:5LY,5LZ	4
64	PAOZZ	88044	AN960PD8L	WASHER,FLAT UOC:5LY,5LZ	4
65	PAOZZ	96906	MS21042L08	NUT,SELF-LOCKING,EX UOC:5LY,5LZ	4
66	PAODD	80058	AT-780/ARN-59	ANTENNA UOC:5LY,5LZ	1
67	PAOZZ	83961	18744	GASKET UOC:5LY,5LZ	1
68	XBOZZ	97499	205-075-329-3	COVER UOC:5LY,5LZ	1
69	PAOZZ	97499	205-075-329-1	COVER LOOP ANTENNA UOC:5LZ	1
* 71	PAODD	80058	C-1611/AIC	CONTROL,INTERCOMMUN THIS PART/ ASSEMBLY IS REMOVED FROM THE AIRCRAFT SUBSEQUENT TOTHE INSTALLATION OF THE FOLLOWING: MWO 55-1520-50-22. REFER TO SUPPLEMENT 2 TO THIS TM FOR THE NEW CONFIGURATION UOC:5LY,5LZ	2
73	XBOZZ	97499	204-075-369-173	DECAL UOC:5LY,5LZ	2
78	PAOZZ	96906	MS18029-11S20	COVER,TERMINAL BOAR UOC:5LY,5LZ	2

END OF FIGURE

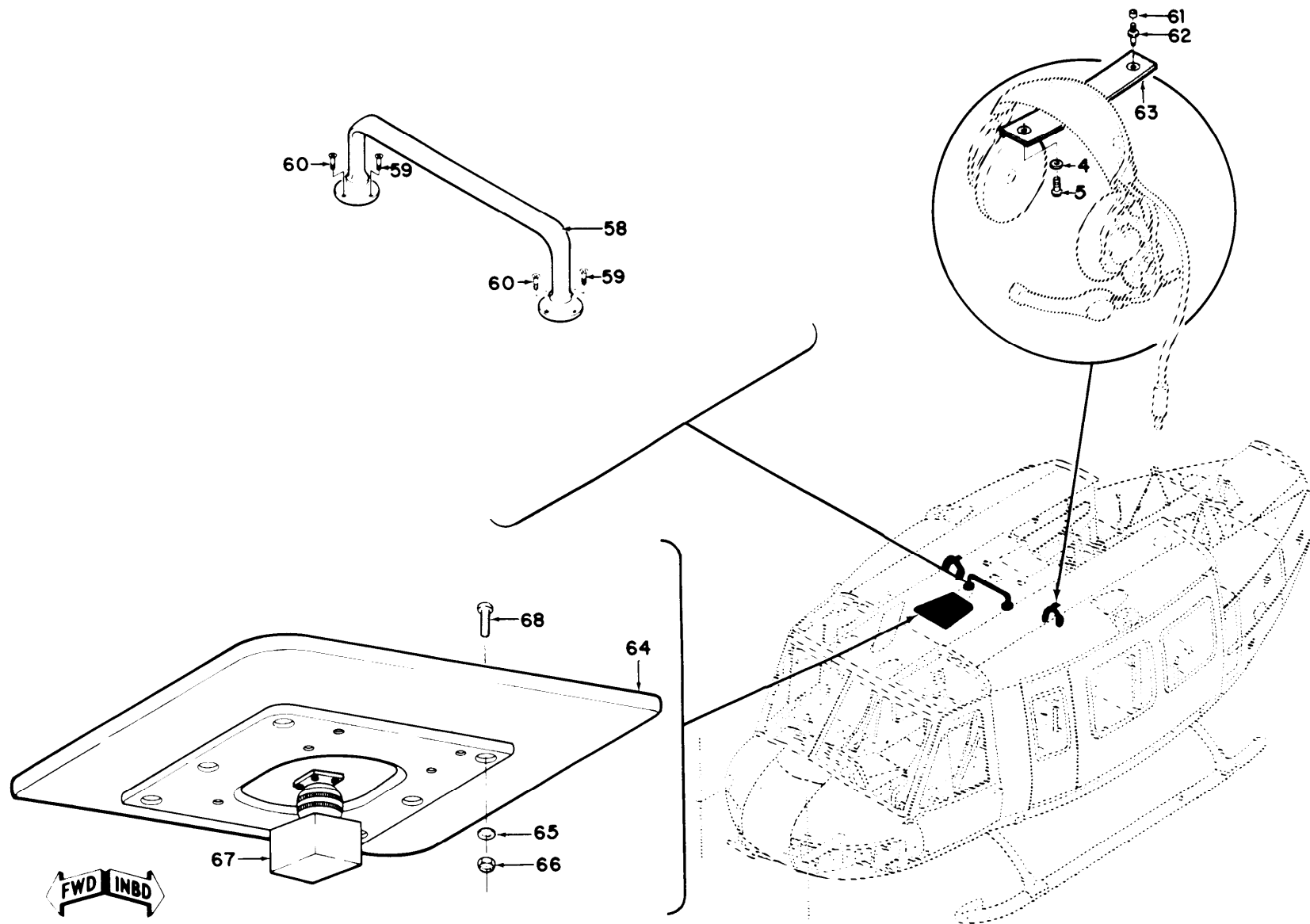




TM 11-1520-210-20P

EL3EW067

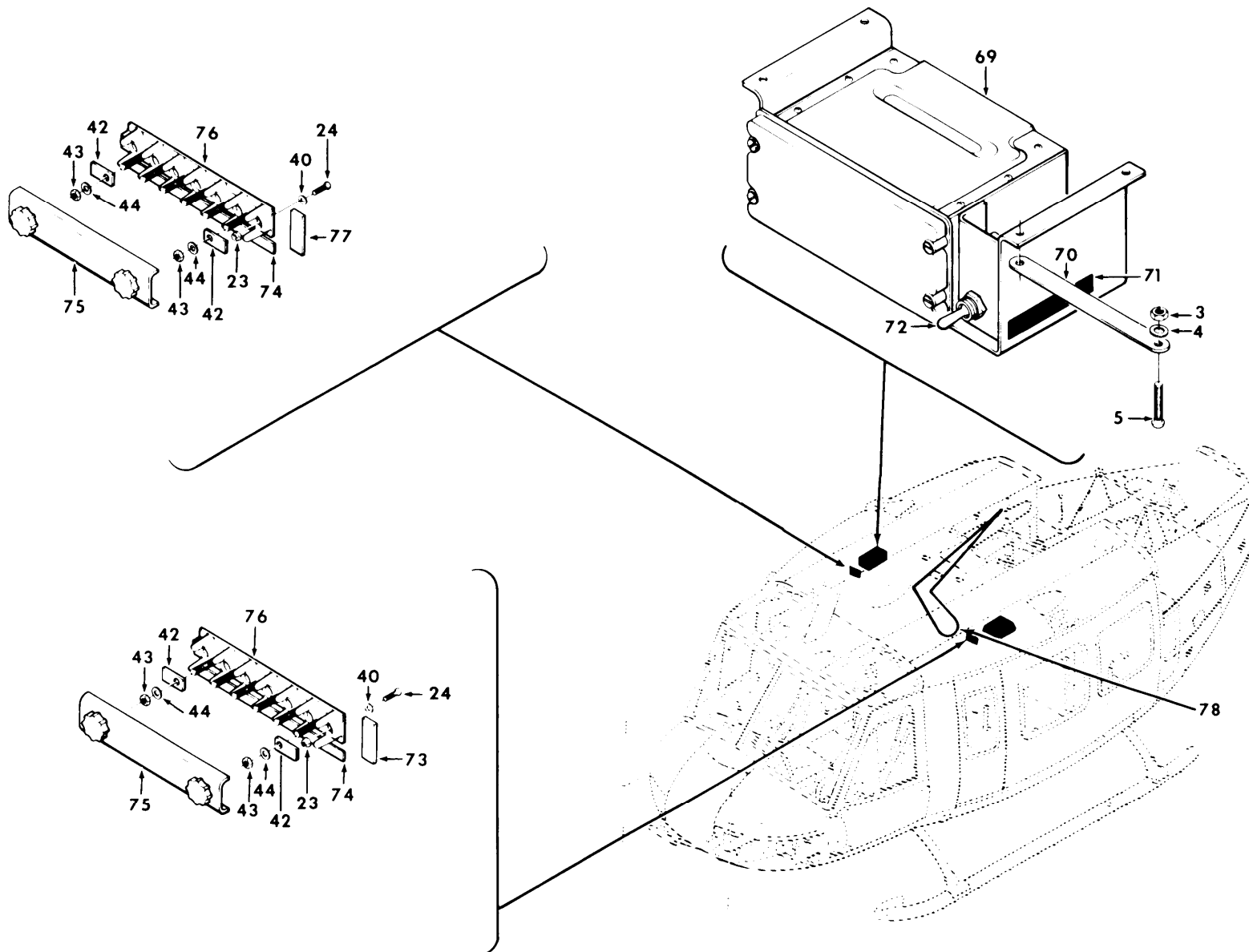
Figure 25. Communications Installation, Roof Section (Sheet 1 of 3).



TM 11-1520-210-20P

EL3EW068

Figure 25. Communications Installation, Roof Section (Sheet 2 of 3).



TM 11-1520-210-20P

EL3EW069

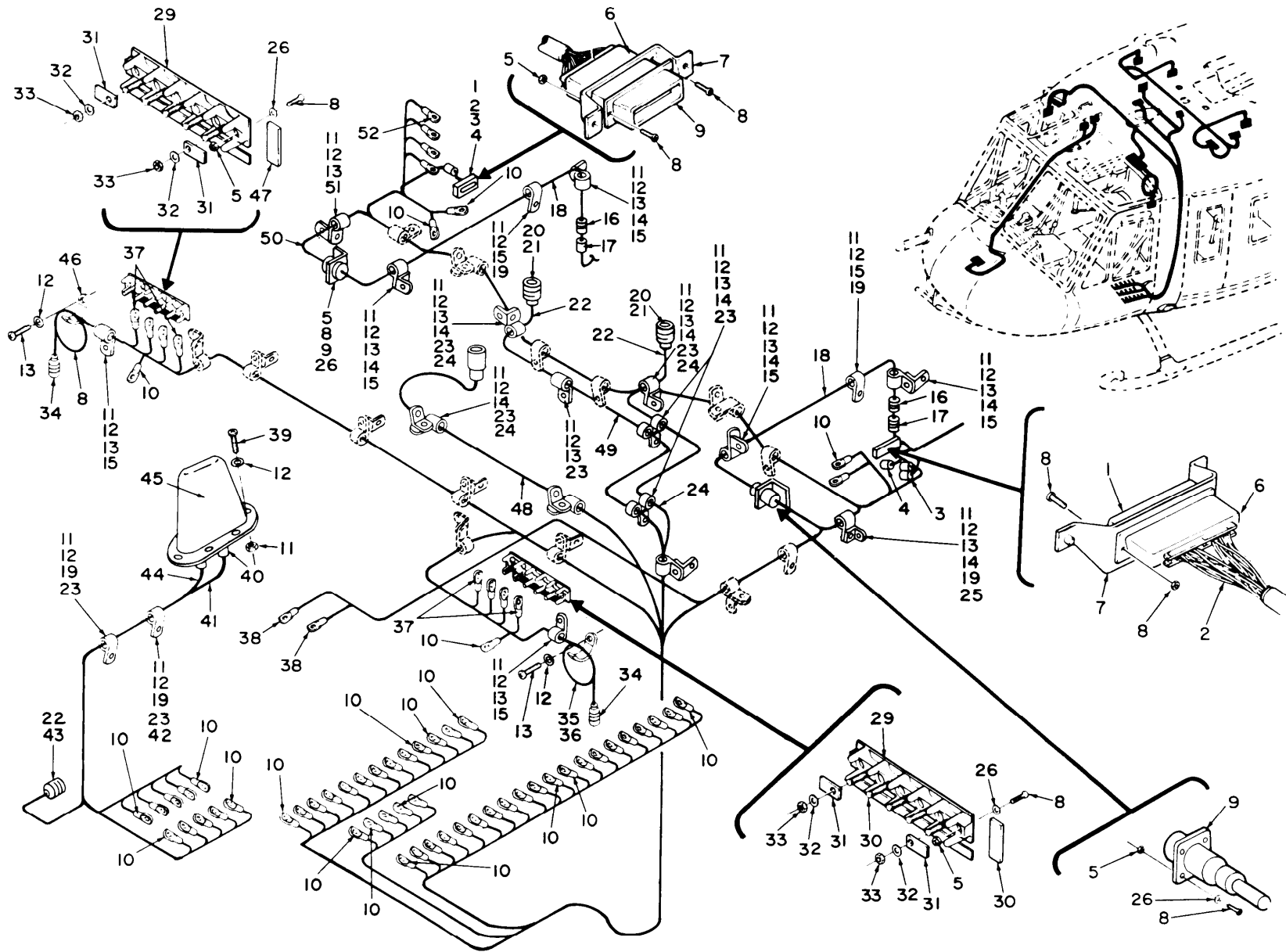
Figure 25. Communications Installation, Roof Section (Sheet 3 of 3).



SECTION II			TM11-1520-210-20P	C01	
(1)	(2)	(3)	(4)	(5)	(6)
ITEM	SMR		PART		
NO	CODE	FSCM	NUMBER	DESCRIPTION AND USABLE ON CODE (UOC)	QTY
GROUP 02 COMMUNICATIONS INSTALLATION, ROOF SECTION					
FIGURE 25					
3	PAOZZ	96906	MS21042L3	NUT, SELF-LOCKING, EX UOC: 5LY, 5LZ	66
4	PAOZZ	88044	AN960PD10L	WASHER, FLAT UOC: 5LY, 5LZ	70
5	PAOZZ	96906	MS35207-263	SCREW, MACHINE UOC: 5LY, 5LZ	39
6	PAOZZ	96906	MS35207-264	SCREW, MACHINE UOC: 5LY, 5LZ	4
7	PAOZZ	80070	20-032-1	BRACKET, ANGLE UOC: 5LY, 5LZ	16
8	PAOZZ	96906	MS21919WDG3	CLAMP, LOOP UOC: 5LY, 5LZ	14
10	PAOZZ	96906	MS35207-261	SCREW, MACHINE UOC: 5LZ	17
11	PAOZZ	96906	MS21919D8	CLAMP, LOOP UOC: 5LY	5
12	XDOZZ	96906	MS21919DG4	CLAMP, LOOP UOC: 5LY, 5LZ	8
14	PAOZZ	88044	AN743-12	BRACKET, ANGLE UOC: 5LY, 5LZ	10
23	PAOZZ	96906	MS21042-04	NUT, SELF-LOCKING, EX UOC: 5LY, 5LZ	12
24	PAOZZ	96906	MS35206-214	SCREW, MACHINE UOC: 5LY, 5LZ	12
26	XDOZZ	96906	MS21919DG9	CLAMP, LOOP UOC: 5LY, 5LZ	8
28	PAOZZ	96906	MS35207-268	SCREW, MACHINE UOC: 5LY	1
29	XBOZZ	80205	NAS43DD3-42	SPACER, SLEEVE UOC: 5LY	1
33	PAOZZ	81349	U92A4	JACK, TELEPHONE UOC: 5LY, 5LZ	1
36	PAOZZ	97499	70-005-1	HOOK STOWAGE UOC: 5LY, 5LZ	2
37	PAOZZ	96906	MS27212-1-20	TERMINAL BOARD UOC: 5LY, 5LZ	2
38	PAOZZ	96906	MS21919WDG6	CLAMP, LOOP UOC: 5LY, 5LZ	4
40	PAOZZ	88044	AN960PD4L	WASHER, FLAT UOC: 5LY, 5LZ	8
43	PAOZZ	96906	MS21042L06	NUT, SELF-LOCKING, EX UOC: 5LY, 5LZ	11
44	PAOZZ	88044	AN961-6	WASHER, FLAT UOC: 5LY, 5LZ	11
49	PAOZZ	18876	8168041	SPACER, SLEEVE	2

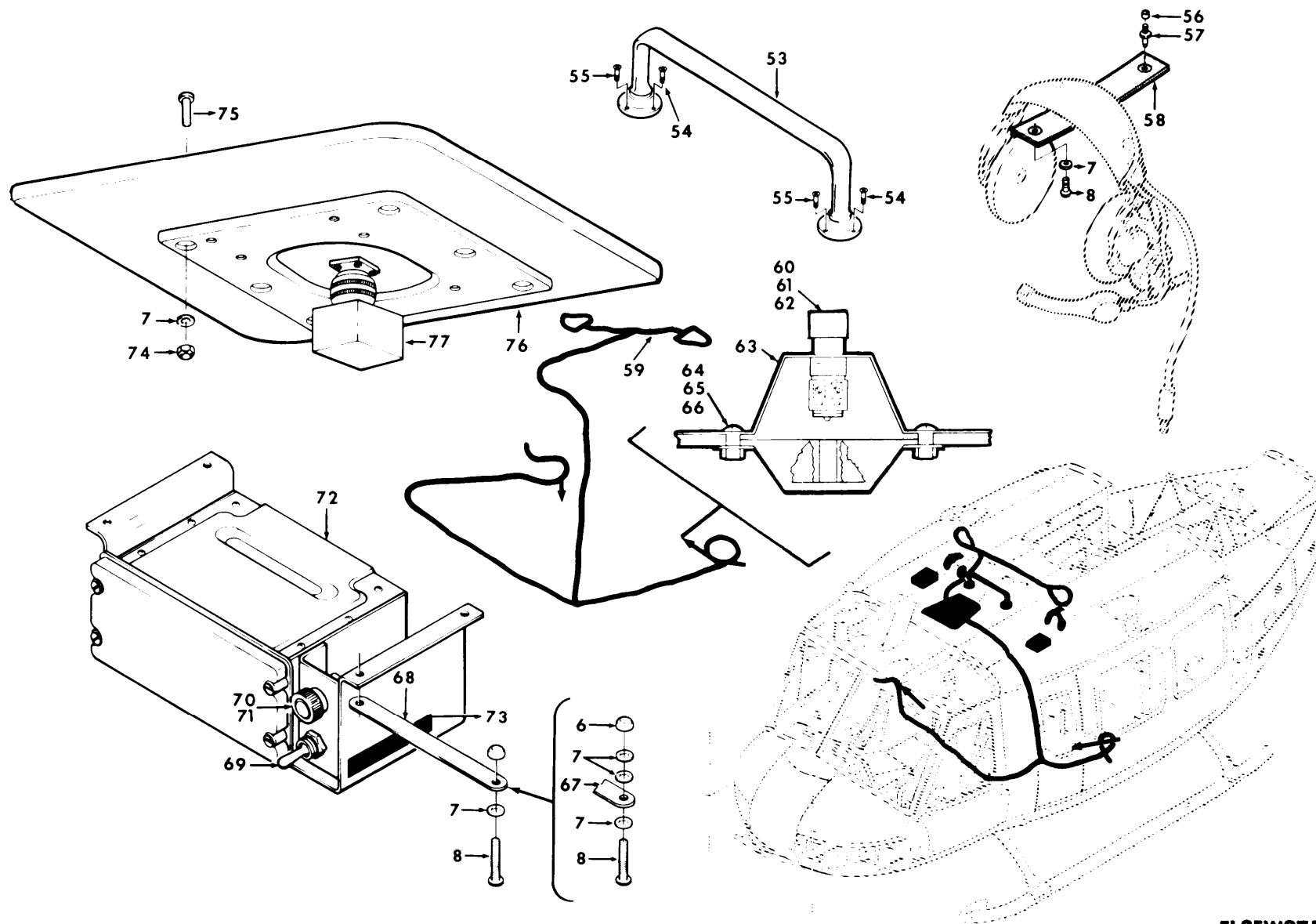
SECTION II		TM11-1520-210-20P		C01	
(1)	(2)	(3)	(4)	(5)	(6)
ITEM	SMR		PART		
NO	CODE	FSCM	NUMBER	DESCRIPTION AND USABLE ON CODE (UOC)	QTY
				UOC:5LY,5LZ	
53	XBOZZ	03538	N80P16018C6	SCREW,MACHINE	6
				UOC:5LY,5LZ	
55	PDOZZ	80058	AT-1108/ARC	ANTENNA	1
				UOC:5LY,5LZ	
58	PAOHH	97499	205-075-345-1	ANTENNA ASSEMBLY	1
				UOC:5LY	
59	PAOZZ	96906	MS51960-66	SCREW,MACHINE	4
				UOC:5LY,5LZ	
60	PAOZZ	96906	MS51960-68	SCREW,MACHINE	4
				UOC:5LY,5LZ	
61	PAOZZ	80205	43DD3-10	SPACER,SLEEVE	2
				UOC:5LY,5LZ	
62	XBOZZ	96906	MS27977-18B	STUB,SNAP FASTENER	2
				UOC:5LY,5LZ	
63	PAOZO	97499	204-060-956-1	STRAP ASSY	2
				UOC:5LY,5LZ	
* 64	PAOZZ	80058	AS-1863/ARN-83	ANTENNA THIS PART/ASSEMBLY IS REMOVED FROM THE AIRCRAFT SUBSEQUENT TOTHE INSTALLATION OF THE FOLLOWING: MWO 55-1520-50-18. REFER TO SUPPLEMENT 2 TO THIS TM FOR THE NEW CONFIGURATION	1
				UOC:5LY,5LZ	
65	PAOZZ	88044	AN960PD8L	WASHER,FLAT	6
				UOC:5LY,5LZ	
66	PAOZZ	96906	MS21042L08	NUT,SELF-LOCKING,EX	6
				UOC:5LY,5LZ	
68	XDOZZ	96906	MS35265-49	SCREW,MACHINE	6
				UOC:5LY,5LZ	
* 69	PAODD	80058	C-1611/AIC	CONTROL,INTERCOMMUN THIS PART/ ASSEMBLY IS REMOVED FROM THE AIRCRAFT SUBSEQUENT TOTHE INSTALLATION OF THE FOLLOWING: MWO 55-1520-50-22. REFER TO SUPPLEMENT 2 TO THIS TM FOR THE NEW CONFIGURATION	2
				UOC:5LY,5LZ	
71	XBOZZ	97499	204-075-369-173	DECAL	2
				UOC:5LY,5LZ	
75	PAOZ	96906	MS18029-11S20	COVER,TERMINAL BOAR	2
				UOC:5LY,5LZ	
* 78	PAOZZ	58257	FM10-30-1	ANTENNA	2
				UOC:5LY	

END OF FIGURE



TM 11-1520-210-20P

Figure 26. Communications Installation, Forward Section 68-15214 thru 68-15778, 68-16060 thru 70-15932. (Sheet 1 of 2).



TM 11-1520-210-20P

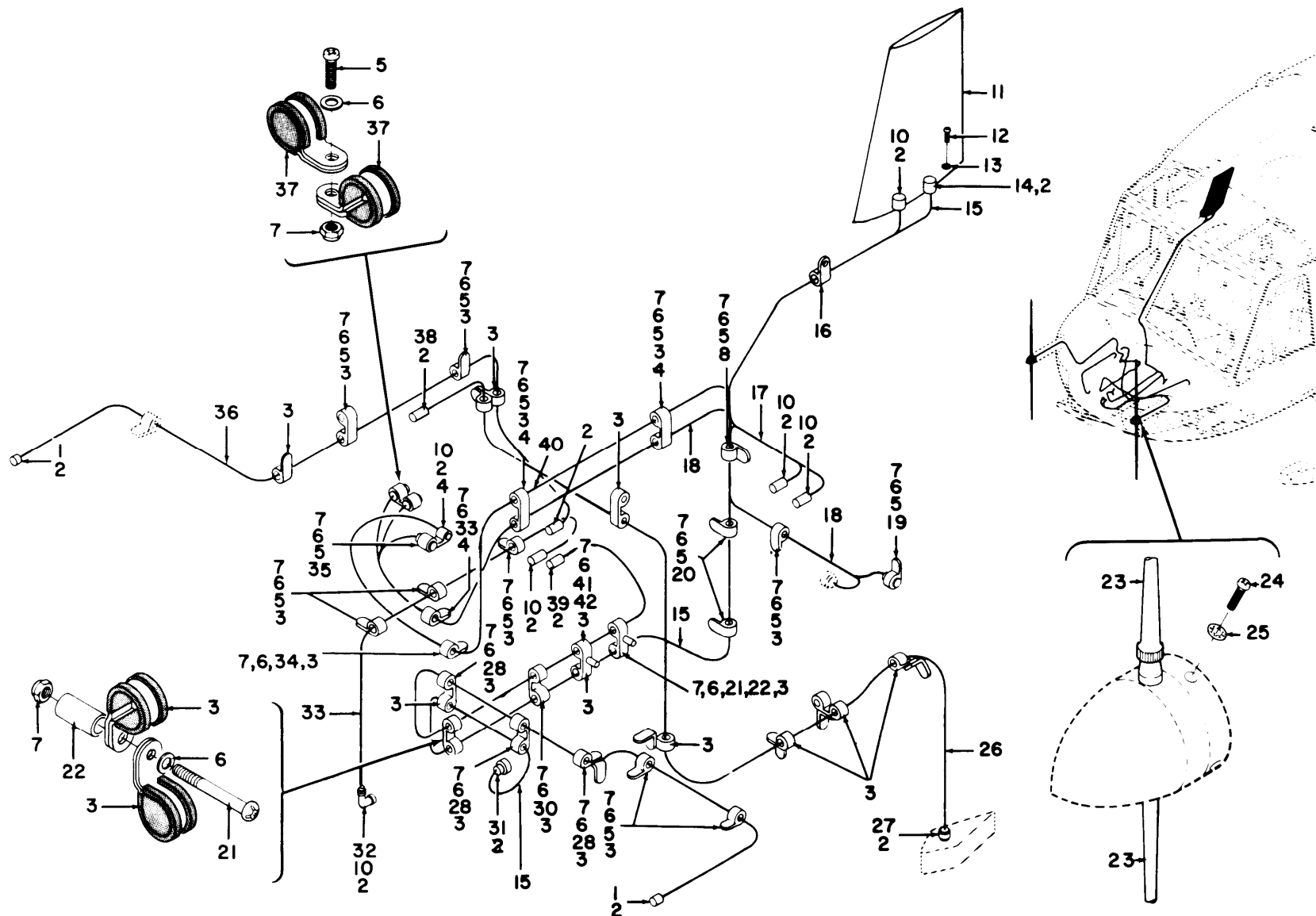
EL3EW071

Figure 26. Communications Installation, Forward Section 68-15214 thru 68-15778, 68-16050 thru 70-15932 (Sheet 2 of 2).

SECTION II			TM11-1520-210-20P	C01	
(1)	(2)	(3)	(4)	(5)	(6)
ITEM	SMR		PART		
NO	CODE	FSCM	NUMBER	DESCRIPTION AND USABLE ON CODE (UOC)	QTY
				GROUP 02 COMMUNICATIONS INSTALLATION, FORWARD SECTION 68-15214 THROUGH 68-15778, 68-16050 THROUGH 70-15932	
				FIGURE 26	
5	PAOZZ	96906	MS21042-04	NUT, SELF-LOCKING, EX UOC: 5LY, 5LZ	16
8	PAOZZ	96906	MS35206-214	SCREW, MACHINE UOC: 5LY, 5LZ	16
11	PAOZZ	96906	MS21042L3	NUT, SELF-LOCKING, EX UOC: 5LY, 5LZ	42
12	PAOZZ	88044	AN960PD10L	WASHER, FLAT UOC: 5LY, 5LZ	72
13	PAOZZ	96906	MS35207-263	SCREW, MACHINE UOC: 5LY, 5LZ	43
14	PAOZZ	80070	20-032-1	BRACKET, ANGLE UOC: 5LY	12
15	XDOZZ	96906	MS21919DG4	CLAMP, LOOP UOC: 5LY, 5LZ	7
19	PAOZZ	96906	MS35207-264	SCREW, MACHINE UOC: 5LY	5
23	PAOZZ	96906	MS21919WDG3	CLAMP, LOOP UOC: 5LY	11
24	PAOZZ	96906	MS35207-261	SCREW, MACHINE UOC: 5LY	5
25	PAOZZ	96906	MS21919WDG9	CLAMP, LOOP UOC: 5LY	1
26	PAOZZ	88044	AN960PD4L	WASHER, FLAT UOC: 5LY, 5LZ	12
28	PAOZZ	96906	MS21919WDG7	CLAMP, LOOP UOC: 5LY	1
29	PAOZZ	96906	MS27212-1-20	TERMINAL BOARD UOC: 5LY, 5LZ	2
32	PAOZZ	88044	AN961-6	WASHER, FLAT UOC: 5LY, 5LZ	5
33	PAOZZ	96906	MS21042L06	NUT, SELF-LOCKING, EX UOC: 5LY, 5LZ	5
34	PAOZZ	81349	U92A4	JACK, TELEPHONE UOC: 5LY, 5LZ	1
39	XBOZZ	03538	N80P16018C6	SCREW, MACHINE UOC: 5LY	6
42	PAOZZ	96906	MS21919WDG6	CLAMP, LOOP UOC: 5LY	1
46	PAOZZ	97499	70-005-1	HOOK STOWAGE UOC: 5LY, 5LZ	2
47	XBOZZ	97499	130-001-23	TAPE, TERMINAL BLOCK UOC: 5LY, 5LZ	1
48	PDOZZ	80058	AT-1108/ARC	ANTENNA	1

SECTION II		TM11-1520-210-20P		C01	
(1)	(2)	(3)	(4)	(5)	(6)
ITEM	SMR		PART		
NO	CODE	FSCM	NUMBER	DESCRIPTION AND USABLE ON CODE (UOC)	QTY
				UOC:5LY	
51	PAOZZ	88044	AN743-12	BRACKET,ANGLE	1
				UOC:5LY	
53	PAOZZ	80058	AS-1922A/ARC	ANTENNA	1
				UOC:5LY	
54	PAOZZ	96906	MS51960-66	SCREW,MACHINE	4
				UOC:5LY	
55	PAOZZ	96906	MS51960-68	SCREW,MACHINE	4
				UOC:5LY	
56	PAOZZ	80205	43DD3-10	SPACER,SLEEVE	2
				UOC:5LY	
57	XBOZZ	96906	MS27977-18B	STUD,SNAP FASTENER	2
				UOC:5LY	
58	PAOZO	97499	204-060-956-1	STRAP ASSY	2
				UOC:5LY	
* 72	PAODD	80058	C-1611/AIC	CONTROL,INTERCOMMUN THIS PART/ ASSEMBLY IS REMOVED FROM THE AIRCRAFT SUBSEQUENT TOTHE INSTALLATION OF THE FOLLOWING: MWO 55-1520-50-22. REFER TO SUPPLEMENT 2 TO THIS TM FOR THE NEW CONFIGURATION	2
				UOC:5LY	
73	XBOZZ	97499	204-075-369-173	DECAL	2
				UOC:5LY	
74	PAOZZ	96906	MS21042L08	NUT,SELF-LOCKING,EX	6
				UOC:5LY	
75	XDOZZ	96906	MS35265-49	SCREW,MACHINE	6
				UOC:5LY	
* 76	PAOZZ	80058	AS-1863/ARN-83	ANTENNA THIS PART/ASSEMBLY IS REMOVED FROM THE AIRCRAFT SUBSEQUENT TOTHE INSTALLATION OF THE FOLLOWING: MWO 55-1520-50-18. REFER TO SUPPLEMENT 2 TO THIS TM FOR THE NEW CONFIGURATION	1
				UOC:5LY	
77	PAOZZ	80058	CN-1102/ARN-83	COMPENSATOR,RADIO	1
				UOC:5LY	

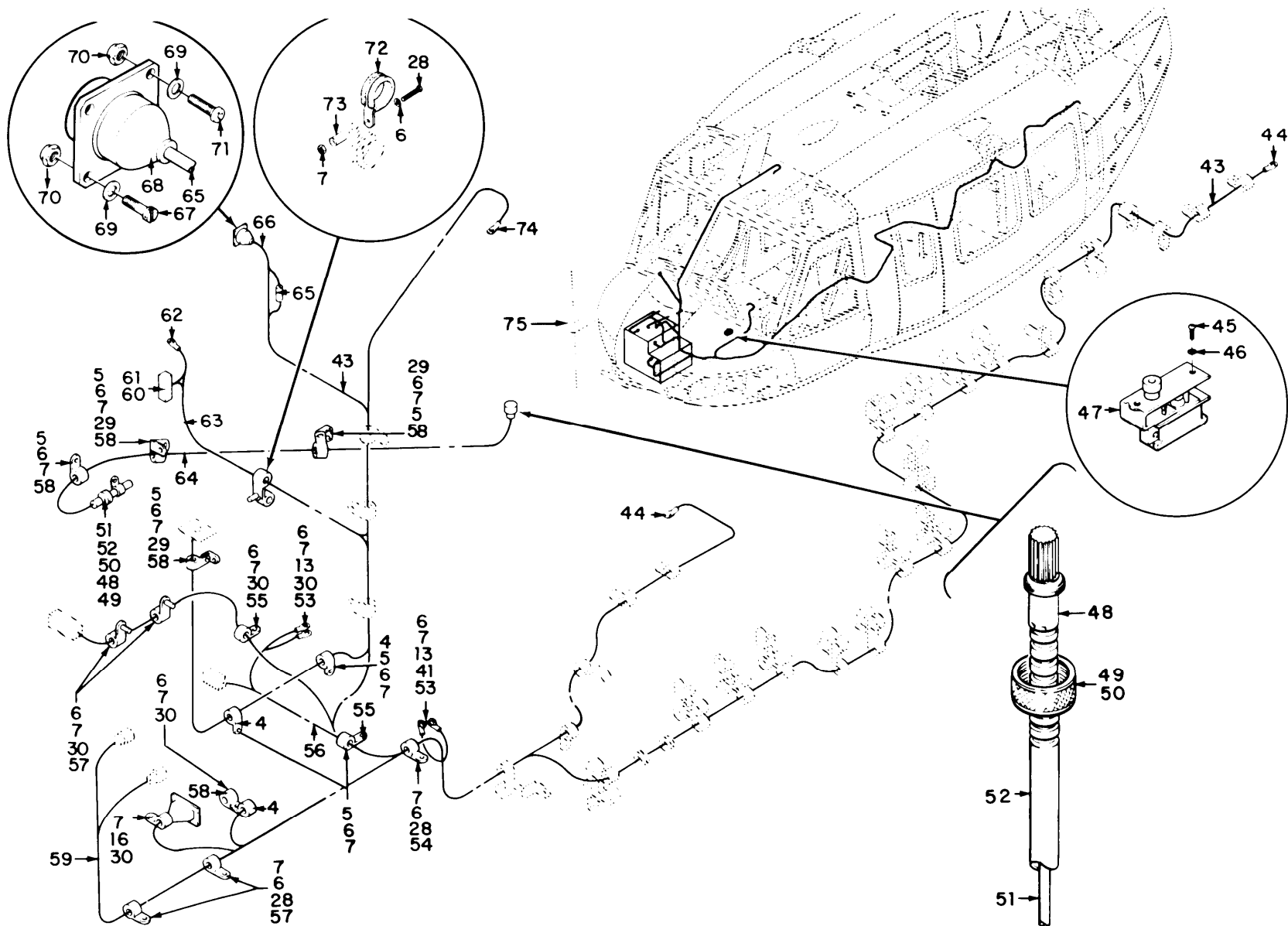
END OF FIGURE



TM 11-1520-210-20P

EL3EW072

Figure 27. Communications Installation, Nose Section (Sheet 1 of 2).



TW 11-1520-210-20P

EL3EW073

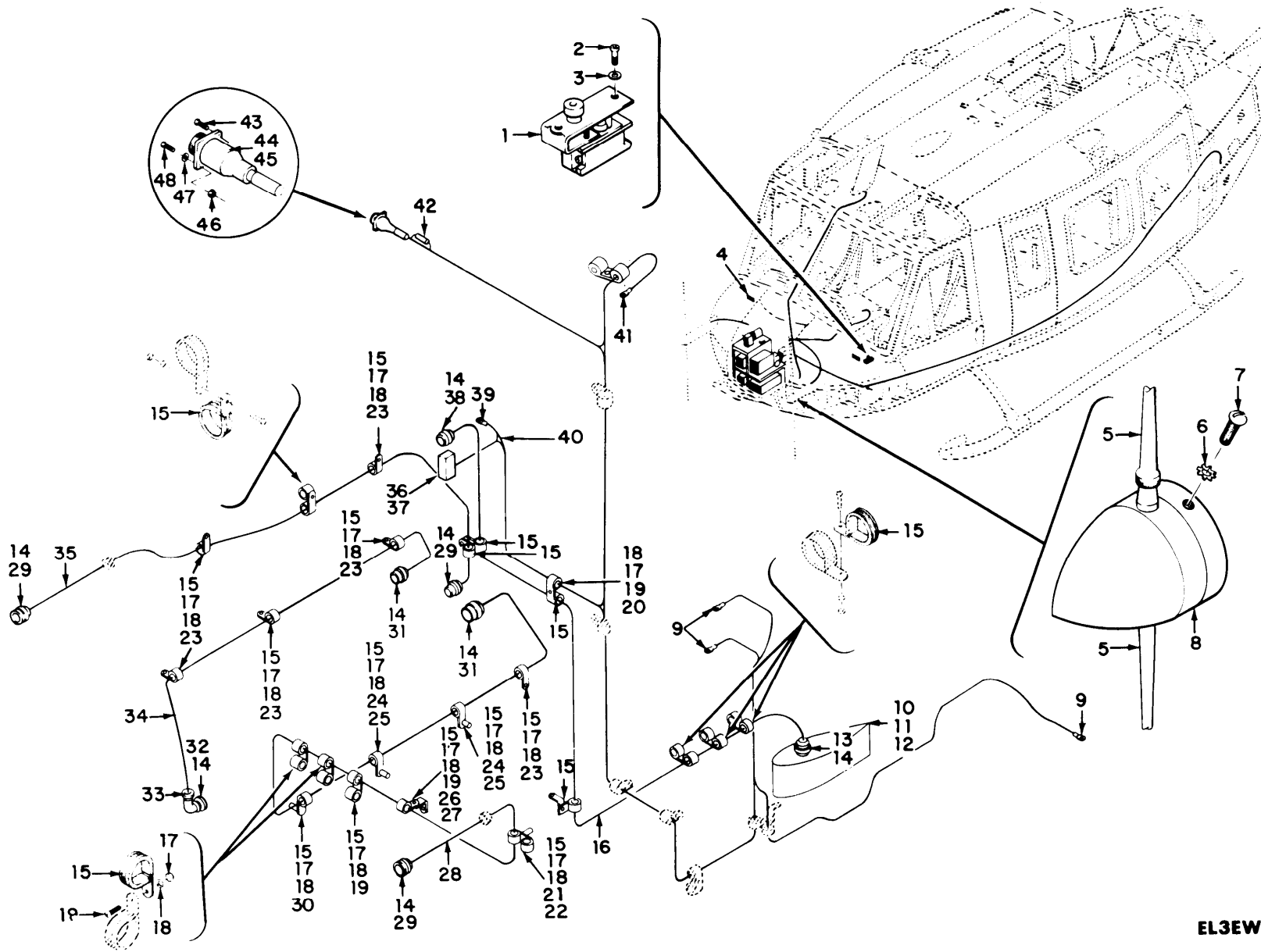
Figure 27. Communications Installation, Nose Section (Sheet 2 of 2).



SECTION II			TM11-1520-210-20P	C01	
(1)	(2)	(3)	(4)	(5)	(6)
ITEM	SMR		PART		
NO	CODE	FSCM	NUMBER	DESCRIPTION AND USABLE ON CODE (UOC)	QTY
				GROUP 02 COMMUNICATIONS INSTALLATION, NOSE SECTION	
				FIGURE 27	
3	PAOZZ	96906	MS21919WDG3	CLAMP, LOOP UOC: 5LZ	31
4	PAOZZ	96906	MS21919WDG6	CLAMP, LOOP UOC: 5LZ	6
5	PAOZZ	96906	MS35207-263	SCREW, MACHINE UOC: 5LZ	26
6	PAOZZ	88044	AN960PD10L	WASHER, FLAT UOC: 5LZ	52
7	PAOZZ	96906	MS21042L3	NUT, SELF-LOCKING, EX UOC: 5LZ	48
8	PAOZZ	96906	MS21919WDG20	CLAMP, LOOP UOC: 5LZ	1
11	XDOZZ	80058	AT-640/ARN	ANTENNA UOC: 5LZ	1
12	PAOZZ	96906	MS35207-260	SCREW, MACHINE UOC: 5LZ	8
13	PAOZZ	66503	188138	WASHER, LOCK UOC: 5LZ	11
16	PAOZZ	96906	MS21919WDG8	CLAMP, LOOP UOC: 5LZ	2
19	PAOZZ	96906	MS21919WDG11	CLAMP, LOOP UOC: 5LZ	1
20	PAOZZ	96906	MS21919WDG13	CLAMP, LOOP UOC: 5LZ	2
21	PAOZZ	96906	MS35207-267	SCREW, MACHINE UOC: 5LZ	2
22	PAOZZ	18876	8022653	SPACER, SLEEVE UOC: 5LZ	2
23	PAOZZ	80058	AT-624A/AR	ANTENNA ELEMENT UOC: 5LZ	4
24	PAOZZ	96906	MS35206-243	SCREW, MACHINE UOC: 5LZ	6
25	PAOZZ	96906	MS35333-106	WASHER, LOCK UOC: 5LZ	6
28	PAOZZ	96906	MS35207-264	SCREW, MACHINE UOC: 5LZ	8
29	PAOZZ	88044	AN743-12	BRACKET, ANGLE UOC: 5LZ	4
30	PAOZZ	96906	MS35207-265	SCREW, MACHINE UOC: 5LZ	7
34	PAOZZ	96906	MS35207-262	SCREW, MACHINE UOC: 5LZ	2
35	PAOZZ	96906	MS21919WDG10	CLAMP, LOOP UOC: 5LZ	1
37	PAOZZ	96906	MS21919WDG16	CLAMP, LOOP	2

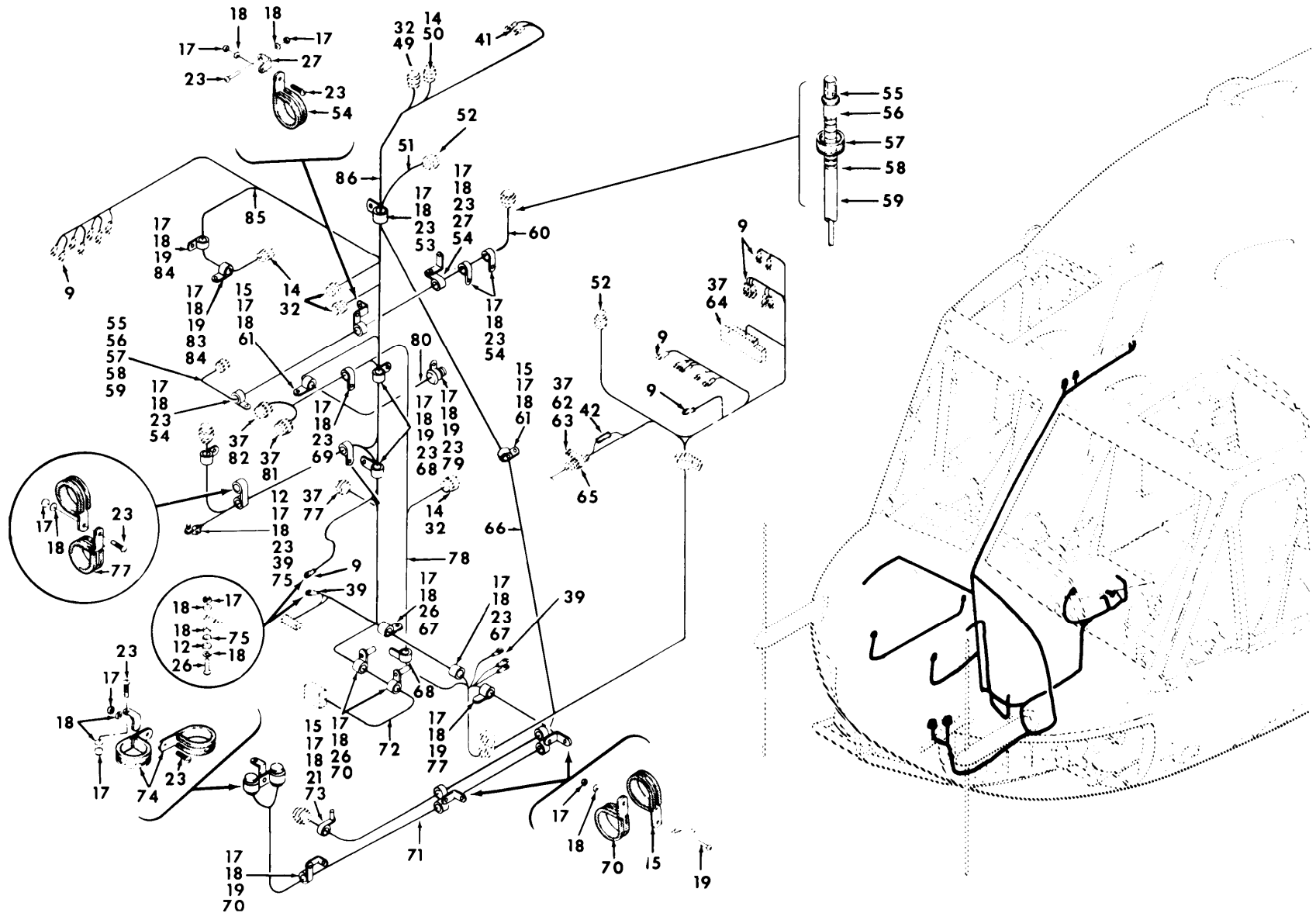
SECTION II			TM11-1520-210-20P	C01	
(1)	(2)	(3)	(4)	(5)	(6)
ITEM	SMR		PART		
NO	CODE	FSCM	NUMBER	DESCRIPTION AND USABLE ON CODE (UOC)	QTY
41	PAOZZ	96906	MS35207-266	UOC: 5LZ SCREW, MACHINE	3
42	PAOZZ	18876	8168041	UOC: 5LZ SPACER, SLEEVE	1
53	PAOZZ	96906	MS35650-305	UOC: 5LZ NUT, PLAIN, HEXAGON	3
54	PAOZZ	96906	MS25281-F7	UOC: 5LZ CLAMP, LOOP	1
55	PAOZZ	96906	MS21919WDG14	UOC: 5LZ CLAMP, LOOP	2
57	PAOZZ	96906	MS21919WDG7	UOC: 5LZ CLAMP, LOOP	4
58	XDOZZ	96906	MS21919DG4	UOC: 5LZ CLAMP, LOOP	5
67	PAOZZ	96906	MS35265-14	UOC: 5LZ SCREW, MACHINE	1
69	PAOZZ	88044	AN960PD4L	UOC: 5LZ WASHER, FLAT	4
70	PAOZZ	96906	MS21042-04	UOC: 5LZ NUT, SELF-LOCKING, EX	4
71	PAOZZ	96906	MS35206-214	UOC: 5LZ SCREW, MACHINE	3
72	PAOZZ	96906	MS21919WDG5	UOC: 5LZ CLAMP, LOOP	1
73	PAOZZ	95105	124-3003-099	UOC: 5LZ SPACER, SLEEVE	1
75	PAOHH	80058	CU-459/AR	UOC: 5LZ NETWORK, IMPEDANCE M	2

END OF FIGURE



EL3EW074

Figure 28. Communications Installation, Forward Section 63-8739 thru 63-13002 (Sheet 1 of 2).



TM 11-1520-210-20P

EL3EW075

Figure 28. Communications Installation, Forward Section 63-8739 thru 63-13002 (Sheet 2 of 2).

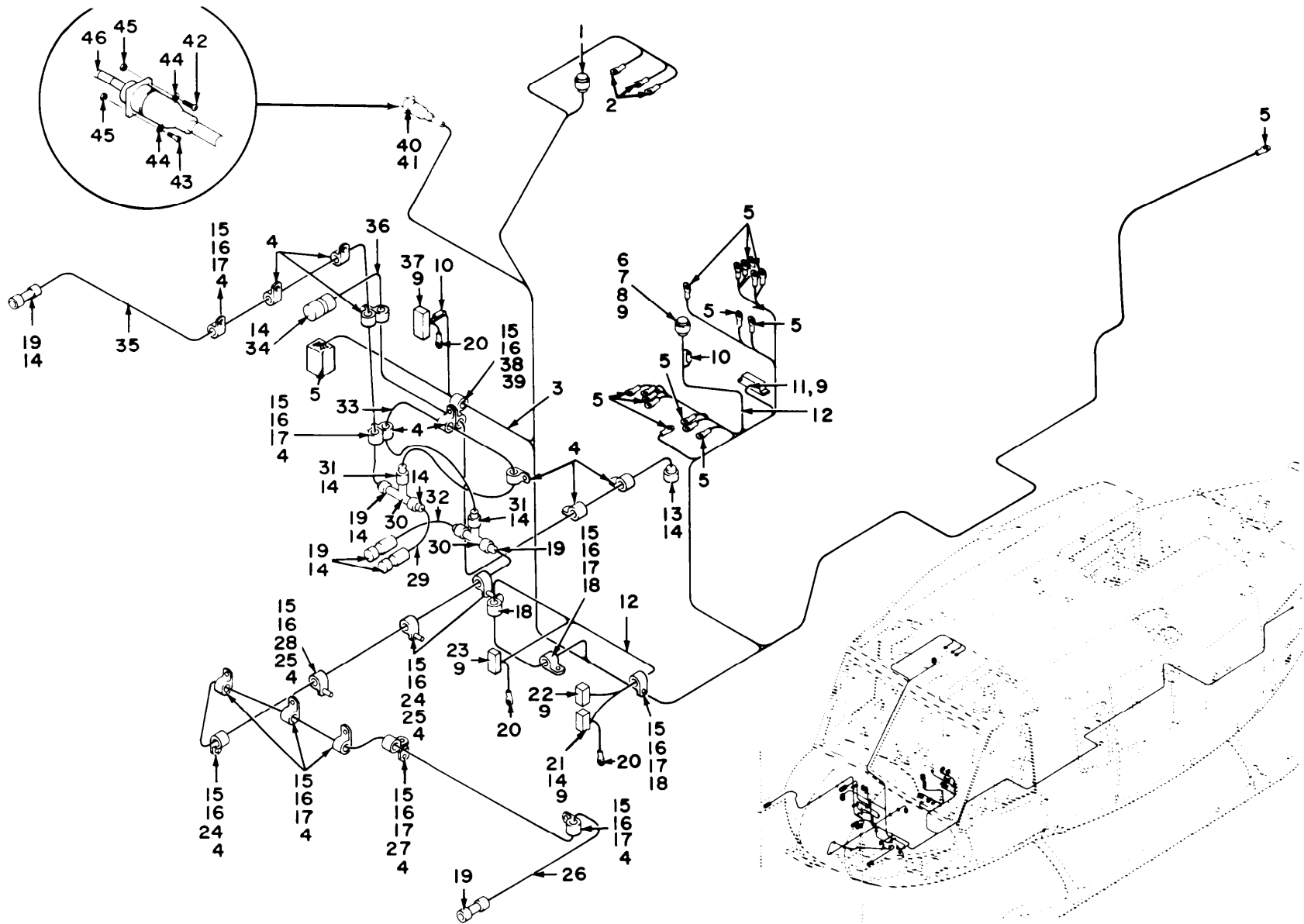
## SECTION II

TM11-1520-210-20P

(1) ITEM NO	(2) SMR CODE	(3) FSCM	(4) PART NUMBER	(5) DESCRIPTION AND USABLE ON CODE (UOC)	(6) QTY
COMMUNICATIONS INSTALLATION, FORWARD SECTION 63-8739 THROUGH 63-13002					
FIGURE 28					
4	XBOZZ	97499	204-075-342-37	MARKER, IDENTIFICATI UOC: 5LZ	2
5	PAOZZ	80058	AT-624A/AR	ANTENNA ELEMENT UOC: 5LZ	4
6	PAOZZ	96906	MS35333-106	WASHER, LOCK UOC: 5LZ	6
7	PAOZZ	96906	MS35206-243	SCREW, MACHINE UOC: 5LZ	6
8	PAOHH	80058	CU-459/AR	NETWORK, IMPEDANCE M UOC: 5LZ	2
10	PAOZZ	00781	A24BPT29530	ANTENNA UOC: 5LZ	1
10	PAOZZ	80058	AT-640A/ARN	ANTENNA UOC: 5LZ	1
11	PAOZZ	96906	MS35207-260	SCREW, MACHINE UOC: 5LZ	8
12	PAOZZ	66503	188138	WASHER, LOCK UOC: 5LZ	11
15	PAOZZ	96906	MS21919WDG3	CLAMP, LOOP UOC: 5LZ	27
17	PAOZZ	96906	MS21042L3	NUT, SELF-LOCKING, EX UOC: 5LZ	53
18	PAOZZ	88044	AN960PD10L	WASHER, FLAT UOC: 5LZ	47
19	PAOZZ	96906	MS35207-264	SCREW, MACHINE UOC: 5LZ	12
20	PAOZZ	96906	MS21919WDG5	CLAMP, LOOP UOC: 5LZ	1
21	PAOZZ	96906	MS35207-266	SCREW, MACHINE UOC: 5LZ	4
22	PAOZZ	18876	8168041	SPACER, SLEEVE UOC: 5LZ	1
23	PAOZZ	96906	MS35207-263	SCREW, MACHINE UOC: 5LZ	27
24	PAOZZ	96906	MS35207-267	SCREW, MACHINE UOC: 5LZ	2
25	PAOZZ	18876	8022653	SPACER, SLEEVE UOC: 5LZ	2
26	PAOZZ	96906	MS35207-265	SCREW, MACHINE UOC: 5LZ	5
27	PAOZZ	88044	AN743-12	BRACKET, ANGLE UOC: 5LZ	5
43	PAOZZ	96906	MS35265-14	SCREW, MACHINE UOC: 5LZ	1

SECTION II			TM11-1520-210-20P		
(1)	(2)	(3)	(4)	(5)	(6)
ITEM	SMR		PART		
NO	CODE	FSCM	NUMBER	DESCRIPTION AND USABLE ON CODE (UOC)	QTY
46	PAOZZ	96906	MS21042-04	NUT, SELF-LOCKING, EX UOC: 5LZ	4
47	PAOZZ	88044	AN960PD4L	WASHER, FLAT UOC: 5LZ	4
48	PAOZZ	96906	MS35206-214	SCREW, MACHINE UOC: 5LZ	3
53	PAOZZ	96906	MS21919WDG20	CLAMP, LOOP UOC: 5LZ	1
54	PAOZZ	96906	MS21919DG4	CLAMP, LOOP UOC: 5LZ	6
61	PAOZZ	96906	MS35207-262	SCREW, MACHINE UOC: 5LZ	2
67	PAOZZ	96906	MS21919WDG14	CLAMP, LOOP UOC: 5LZ	2
68	PAOZZ	96906	MS21919WDG13	CLAMP, LOOP UOC: 5LZ	3
69	PAOZZ	96906	MS25281-F7	CLAMP, LOOP UOC: 5LZ	2
70	PAOZZ	96906	MS21919WDG7	CLAMP, LOOP UOC: 5LZ	5
73	PAOZZ	13499	124-3003-099	SPACER, SLEEVE UOC: 5LZ	1
74	PAOZZ	96906	MS21919WDG16	CLAMP, LOOP UOC: 5LZ	2
75	PAOZZ	96906	MS35650-305	NUT, PLAIN, HEXAGON UOC: 5LZ	3
76	PAOZZ	96906	MS21919WDG6	CLAMP, LOOP UOC: 5LZ	2
79	PAOZZ	96906	MS21919WDG11	CLAMP, LOOP UOC: 5LZ	1
83	PAOZZ	96906	MS35207-261	SCREW, MACHINE UOC: 5LZ	1
84	PAOZZ	96906	MS21919WDG10	CLAMP, LOOP UOC: 5LZ	2

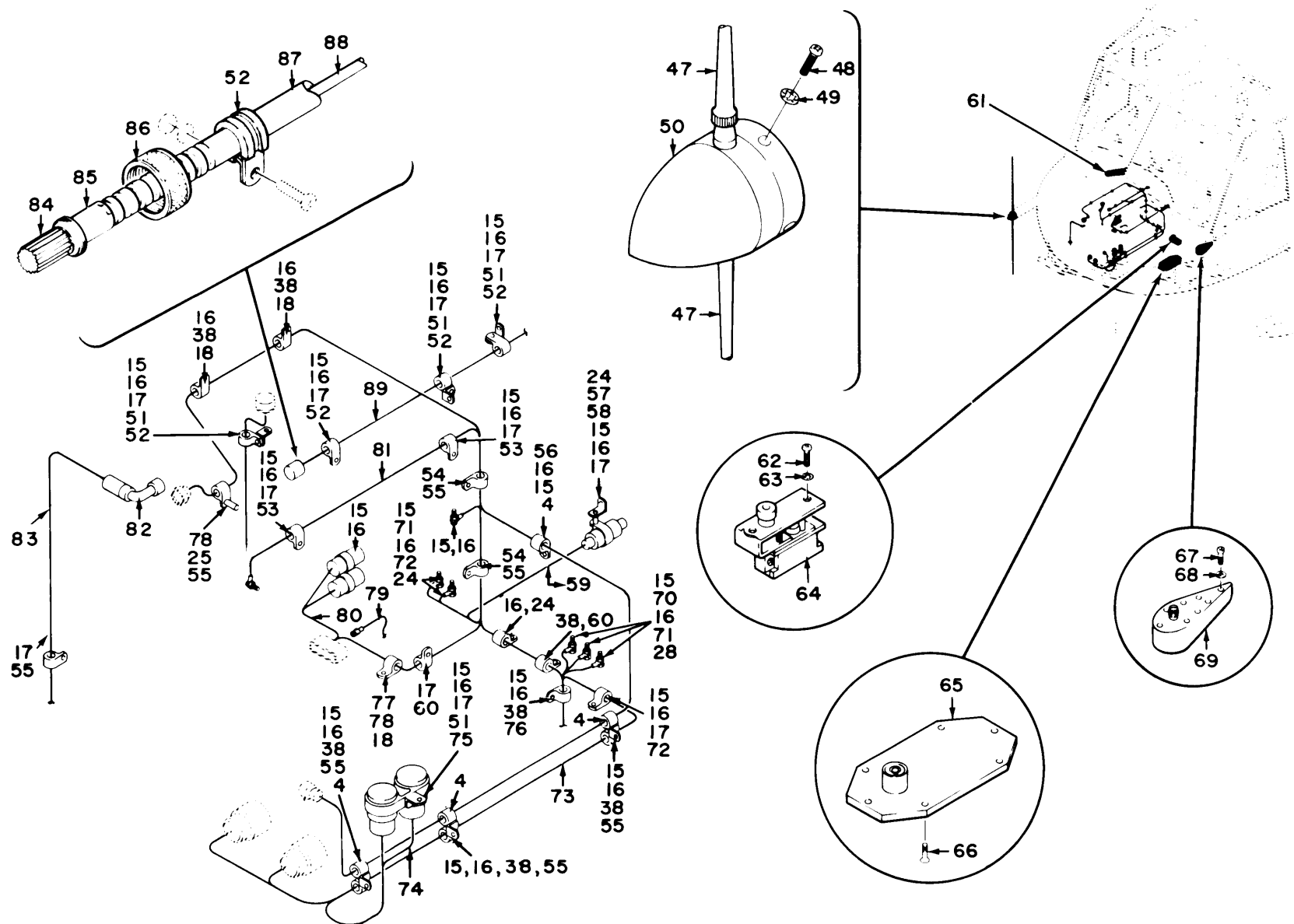
END OF FIGURE



TM 11-1520-210-20P

EL3EW076

Figure 29. Communications Installation, Forward Section 64-13492 thru 64.13901 (Sheet 1 of 2).



TM 11-1520-210-20P

EL3EW077

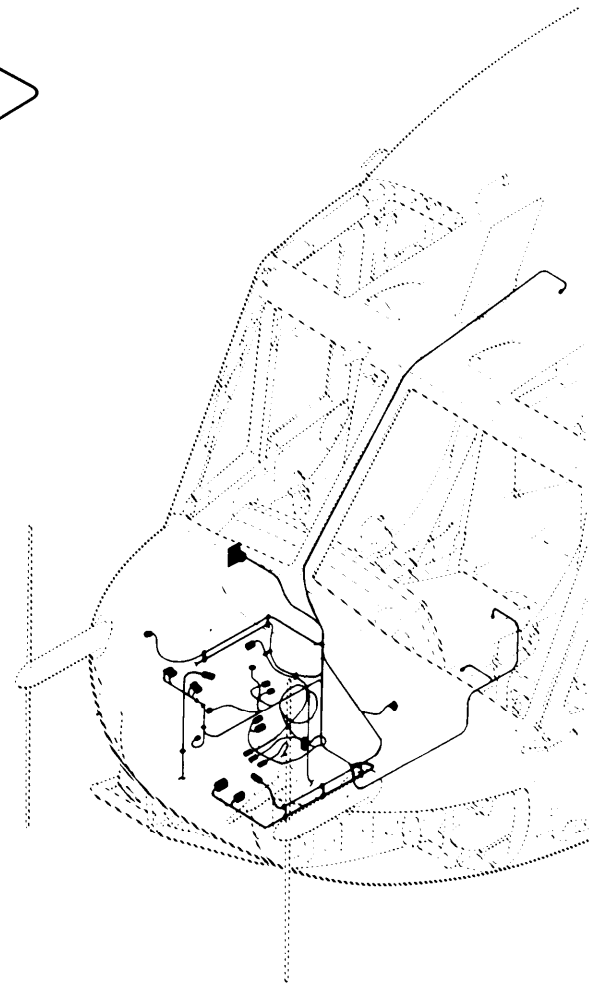
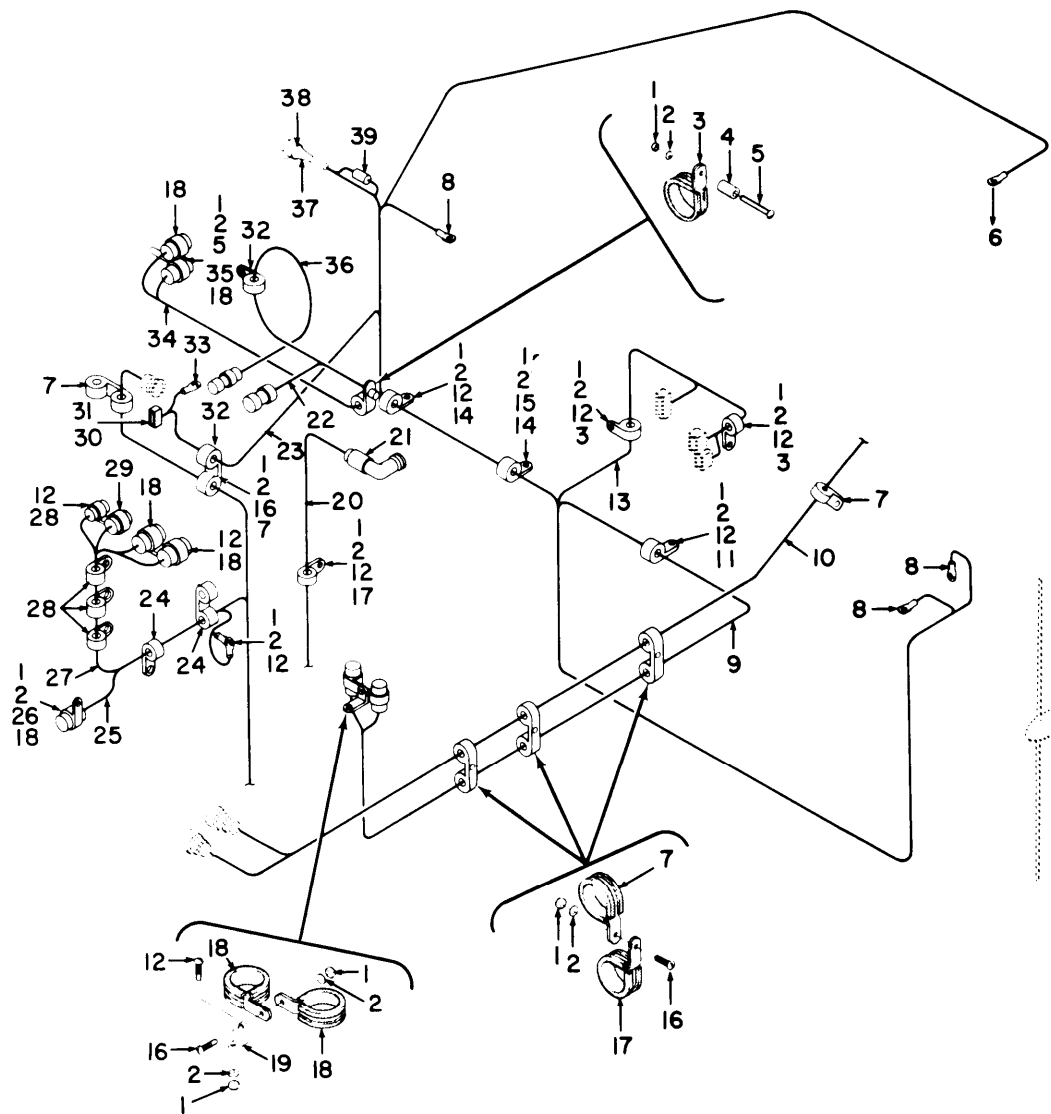
Figure 29. Communications Installation, Forward Section 64-13492 thru 64-13901 (Sheet 2 of 2).



SECTION II			TM11-1520-210-20P		
(1)	(2)	(3)	(4)	(5)	(6)
ITEM	SMR		PART		
NO	CODE	FSCM	NUMBER	DESCRIPTION AND USABLE ON CODE (UOC)	QTY
				COMMUNICATIONS INSTALLATION, FORWARD SECTION 64-13492 THROUGH 64-13901	
				FIGURE 29	
4	PAOZZ	96906	MS21919WDG3	CLAMP, LOOP UOC: 5LZ	23
15	PAOZZ	96906	MS21042L3	NUT, SELF-LOCKING, EX UOC: 5LZ	47
16	PAOZZ	88044	AN960PD10L	WASHER, FLAT UOC: 5LZ	63
17	PAOZZ	96906	MS35207-263	SCREW, MACHINE UOC: 5LZ	26
18	PAOZZ	96906	MS21919WDG10	CLAMP, LOOP UOC: 5LZ	6
24	PAOZZ	96906	MS35207-265	SCREW, MACHINE UOC: 5LZ	6
27	PAOZZ	80070	20-032-1	BRACKET, ENGINE UOC: 5LZ	1
28	PAOZZ	96906	MS35207-266	SCREW, MACHINE UOC: 5LZ	4
39	PAOZZ	96906	MS21919WDG5	CLAMP, LOOP UOC: 5LZ	1
42	PAOZZ	96906	MS35206-214	SCREW, MACHINE UOC: 5LZ	3
43	PAOZZ	96906	MS35265-14	SCREW, MACHINE UOC: 5LZ	1
44	PAOZZ	88044	AN960PD4L	WASHER, FLAT UOC: 5LZ	4
45	PAOZZ	96906	MS21042-04	NUT, SELF-LOCKING, EX UOC: 5LZ	4
47	PAOZZ	80058	AT-624A/AR	ANTENNA ELEMENT UOC: 5LZ	4
48	PAOZZ	96906	MS35206-243	SCREW, MACHINE UOC: 5LZ	6
49	PAOZZ	96906	MS35333-106	WASHER, LOCK UOC: 5LZ	6
50	PAOHH	80058	CU-459/AR	NETWORK, IMPEDANCE M UOC: 5LZ	2
51	PAOZZ	88044	AN743-12	BRACKET, ANGLE UOC: 5LZ	4
52	PAOZZ	96906	MS21919DG4	CLAMP, LOOP UOC: 5LZ	4
53	PAOZZ	96906	MS21919WDG6	CLAMP, LOOP UOC: 5LZ	2
54	PAOZZ	96906	MS35207-261	SCREW, MACHINE UOC: 5LZ	2
55	PAOZZ	96906	MS21919WDG7	CLAMP, LOOP UOC: 5LZ	7

SECTION II			TM11-1520-210-20P		
(1)	(2)	(3)	(4)	(5)	(6)
ITEM	SMR		PART		
NO	CODE	FSCM	NUMBER	DESCRIPTION AND USABLE ON CODE (UOC)	QTY
56	PAOZZ	96906	MS35207-262	SCREW, MACHINE UOC: 5LZ	1
57	PAOZZ	18876	8168041	SPACER, SLEEVE UOC: 5LZ	1
58	PAOZZ	96906	MS21919WDG20	CLAMP, LOOP UOC: 5LZ	1
60	PAOZZ	96906	MS21919WDG15	CLAMP, LOOP UOC: 5LZ	2
61	XBOZZ	97499	204-075-342-57	DECAL UOC: 5LZ	2
62	PAOZZ	96906	MS35206-227	SCREW, MACHINE UOC: 5LZ	2
63	PAOZZ	96906	MS35333-37	WASHER, LOCK UOC: 5LZ	2
65	PAOHH	80058	AT-884/APX-44	ANTENNA UOC: 5LZ	1
66	PAOZZ	96906	MS24693S27	SCREW, MACHINE UOC: 5LZ	6
67	PAOZZ	96906	MS35207-260	SCREW, MACHINE UOC: 5LZ	8
68	PAOZZ	66503	188138	WASHER, LOCK UOC: 5LZ	8
69	XAOZZ	80058	AT-640/ARN	ANTENNA UOC: 5LZ	1
70	PAOZZ	96906	MS35650-305	NUT, PLAIN, HEXAGON UOC: 5LZ	5
71	PAOZZ	96906	MS35335-32	WASHER, LOCK UOC: FGK, 5LZ	5
72	PAOZZ	96906	MS21104D8	CLAMP, LOOP UOC: 5LZ	1
75	PAOZZ	96906	MS21919WDG16	CLAMP, LOOP UOC: 5LZ	5
76	PAOZZ	96906	MS25281-F7	CLAMP, LOOP UOC: 5LZ	1
77	PAOZZ	96906	MS35207-267	SCREW, MACHINE UOC: 5LZ	2
78	PAOZZ	18876	8022653	SPACER, SLEEVE UOC: 5LZ	1
82	PAOZZ	81349	M55339/14-00306	ADAPTER, CONNECTOR UOC: 5LZ	1

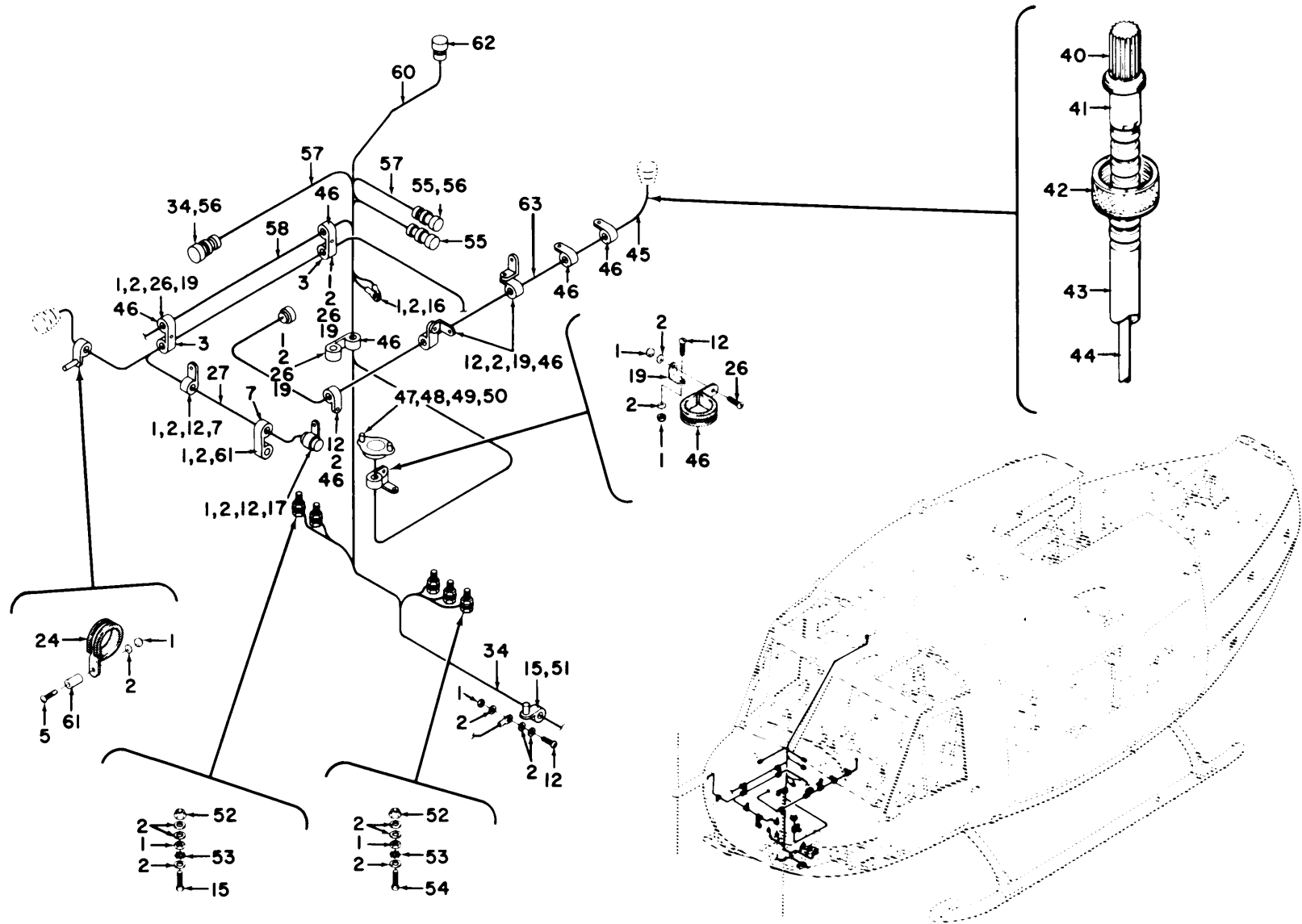
END OF FIGURE



TM 11-1520-210-20P

EL3EW078

Figure 30. Communications Installation, Forward Section Cabling 65-9565 thru 65-12895 (Sheet 1 of 2).



TM 11-1520-210-20P

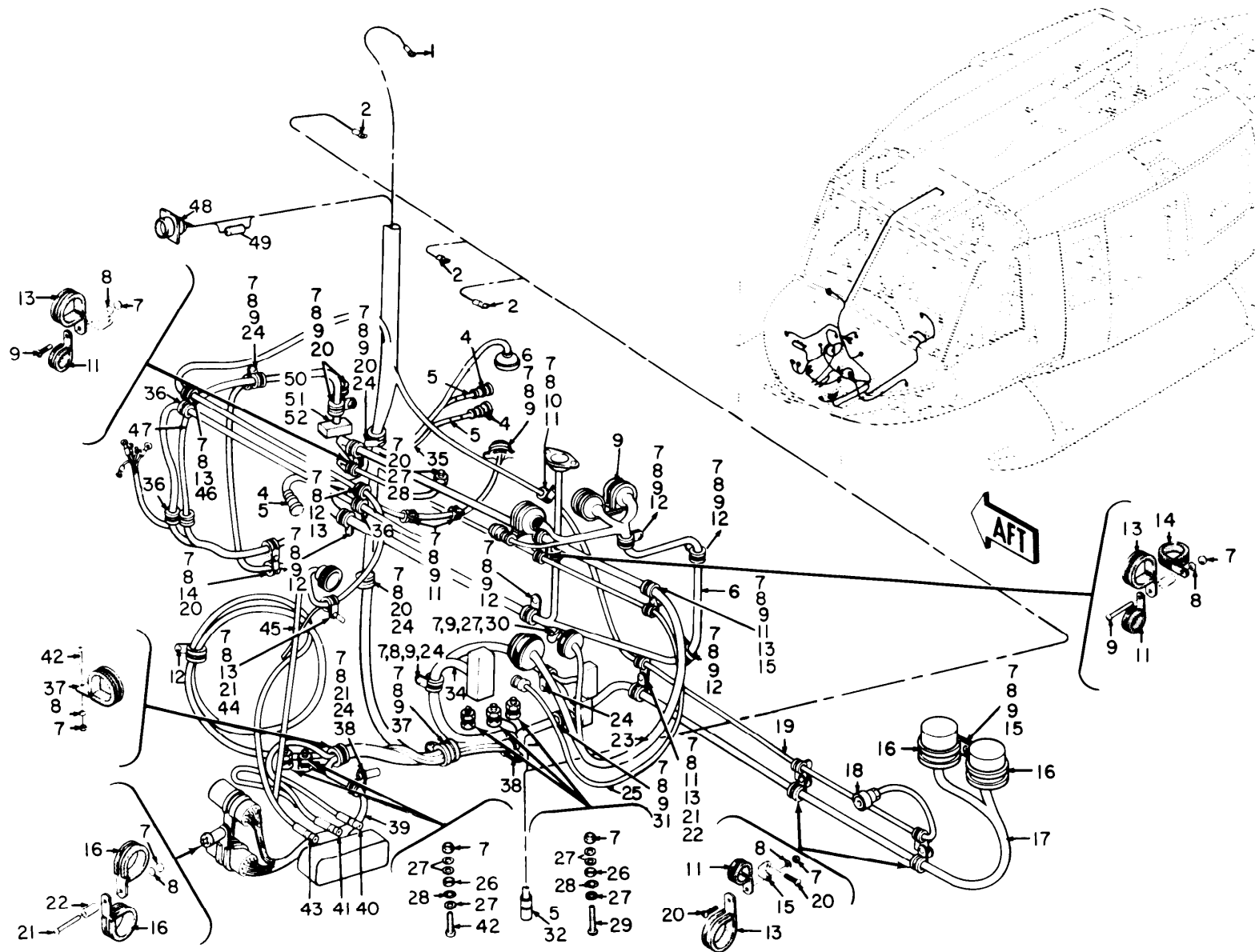
EL3EW079

Figure 30. Communications Installation, Forward Section Cabling 65.9565 thru 65-12895 (Sheet 2 of 2).

SECTION II			TM11-1520-210-20P		
(1)	(2)	(3)	(4)	(5)	(6)
ITEM	SMR		PART		
NO	CODE	FSCM	NUMBER	DESCRIPTION AND USABLE ON CODE (UOC)	QTY
				COMMUNICATIONS INSTALLATION, FORWARD SECTION CABLING 65-9565 THROUGH 65-12895	
				FIGURE 30	
1	PAOZZ	96906	MS21042L3	NUT, SELF-LOCKING, EX UOC: 5LZ	35
2	PAOZZ	88044	AN960PD10L	WASHER, FLAT UOC: 5LZ	51
3	PAOZZ	96906	MS21919WDG10	CLAMP, LOOP UOC: 5LZ	5
5	PAOZZ	96906	MS35207-267	SCREW, MACHINE UOC: 5LZ	3
7	PAOZZ	96906	MS21919WDG3	CLAMP, LOOP UOC: 5LZ	8
11	PAOZZ	96906	MS21104D8	CLAMP, LOOP UOC: 5LZ	1
12	PAOZZ	96906	MS35207-263	SCREW, MACHINE UOC: 5LZ	22
14	PAOZZ	96906	MS21919WDG15	CLAMP, LOOP UOC: 5LZ	2
15	PAOZZ	96906	MS35207-265	SCREW, MACHINE UOC: 5LZ	4
16	PAOZZ	96906	MS35207-264	SCREW, MACHINE UOC: 5LZ	6
17	PAOZZ	96906	MS21919WDG7	CLAMP, LOOP UOC: 5LZ	5
18	PAOZZ	96906	MS21919WDG16	CLAMP, LOOP UOC: 5LZ	7
19	PAOZZ	88044	AN743-12	BRACKET, ANGLE UOC: 5LZ	4
21	PAOZZ	81349	M55339/14-00306	ADAPTER, CONNECTOR UOC: 5LZ	1
24	PAOZZ	96906	MS21919WDG11	CLAMP, LOOP UOC: 5LZ	3
26	PAOZZ	96906	MS35207-262	SCREW, MACHINE UOC: 5LZ	2
28	PAOZZ	96906	MS21919WDG6	CLAMP, LOOP UOC: 5LZ	4
29	PAOZZ	96906	MS25281-F7	CLAMP, LOOP UOC: 5LZ	1
32	PAOZZ	96906	MS21919WDG5	CLAMP, LOOP UOC: 5LZ	2
35	PAOZZ	13499	124-3003-099	SPACER, SLEEVE UOC: 5LZ	1
46	PAOZZ	96906	MS21919DG4	CLAMP, LOOP UOC: 5LZ	9
47	PAOZZ	96906	MS21042-04	NUT, SELF-LOCKING, EX UOC: 5LZ	2

SECTION II		TM11-1520-210-20P			
(1)	(2)	(3)	(4)	(5)	(6)
ITEM	SMR		PART		
NO	CODE	FSCM	NUMBER	DESCRIPTION AND USABLE ON CODE (UOC)	QTY
48	PAOZZ	88044	AN960PD4L	WASHER, FLAT UOC: 5LZ	2
49	PAOZZ	96906	MS35265-14	SCREW, MACHINE UOC: 5LZ	2
50	XBOZZ	80205	NAS43DD1-7	SPACER, SLEEVE UOC: 5LZ	2
51	PAOZZ	18876	8168041	SPACER, SLEEVE UOC: 5LZ	1
52	PAOZZ	96906	MS35650-305	NUT, PLAIN, HEXAGON UOC: 5LZ	5
53	PAOZZ	96906	MS35335-32	WASHER, LOCK UOC: 5LZ	5
54	PAOZZ	96906	MS35207-266	SCREW, MACHINE UOC: 5LZ	3
59	PAOZZ	18876	8022653	SPACER, SLEEVE UOC: 5LZ	1
61	PAOZZ	96906	MS35207-261	SCREW, MACHINE UOC: 5LZ	1
END OF FIGURE					





TM 1-1520-210-20P

EL3EW080

Figure 31. Communications Installation, Nose Section, Left Side.



SECTION II			TM11-1520-210-20P		
(1)	(2)	(3)	(4)	(5)	(6)
ITEM	SMR		PART		
NO	CODE	FSCM	NUMBER	DESCRIPTION AND USABLE ON CODE (UOC)	QTY
				COMMUNICATIONS INSTALLATION, NOSE SECTION, LEFT SIDE	
				FIGURE 31	
7	PAOZZ	96906	MS21042L3	NUT, SELF-LOCKING, EX UOC: 5LZ	47
8	PAOZZ	88044	AN960PD10L	WASHER, FLAT UOC: 5LZ	44
9	PAOZZ	96906	MS35207-263	SCREW, MACHINE UOC: 5LZ	22
10	PAOZZ	96906	MS35207-262	SCREW, MACHINE UOC: 5LZ	1
11	PAOZZ	96906	MS21919WDG3	CLAMP, LOOP UOC: 5LZ	9
12	PAOZZ	96906	MS21919WDG5	CLAMP, LOOP UOC: 5LZ	7
13	PAOZZ	96906	MS21919WDG7	CLAMP, LOOP UOC: 5LZ	9
14	PAOZZ	96906	MS21919WDG6	CLAMP, LOOP UOC: 5LZ	3
15	PAOZZ	88044	AN743-12	BRACKET, ANGLE UOC: 5LZ	4
16	PAOZZ	96906	MS21919WDG16	CLAMP, LOOP UOC: 5LZ	5
20	PAOZZ	96906	MS35207-264	SCREW, MACHINE UOC: 5LZ	10
21	PAOZZ	96906	MS35207-267	SCREW, MACHINE UOC: 5LZ	4
22	PAOZZ	13499	124-3003-099	SPACER, SLEEVE UOC: 5LZ	2
24	PAOZZ	96906	MS21919WDG10	CLAMP, LOOP UOC: 5LZ	7
26	PAOZZ	96906	MS35650-305	NUT, PLAIN, HEXAGON UOC: 5LZ	5
27	PAOZZ	88044	AN960PD10L	WASHER, FLAT UOC: 5LZ	19
28	PAOZZ	96906	MS35335-32	WASHER, LOCK UOC: 5LZ	5
29	PAOZZ	96906	MS35207-266	SCREW, MACHINE UOC: 5LZ	3
31	PAOZZ	96906	MS21104D8	CLAMP, LOOP UOC: 5LZ	1
33	PAOZZ	96906	MS25281-F7	CLAMP, LOOP UOC: 5LZ	1
36	PAOZZ	96906	MS21919DG4	CLAMP, LOOP UOC: 5LZ	3
37	PAOZZ	96906	MS21919WDG15	CLAMP, LOOP UOC: 5LZ	2
42	PAOZZ	96906	MS35207-265	SCREW, MACHINE	3

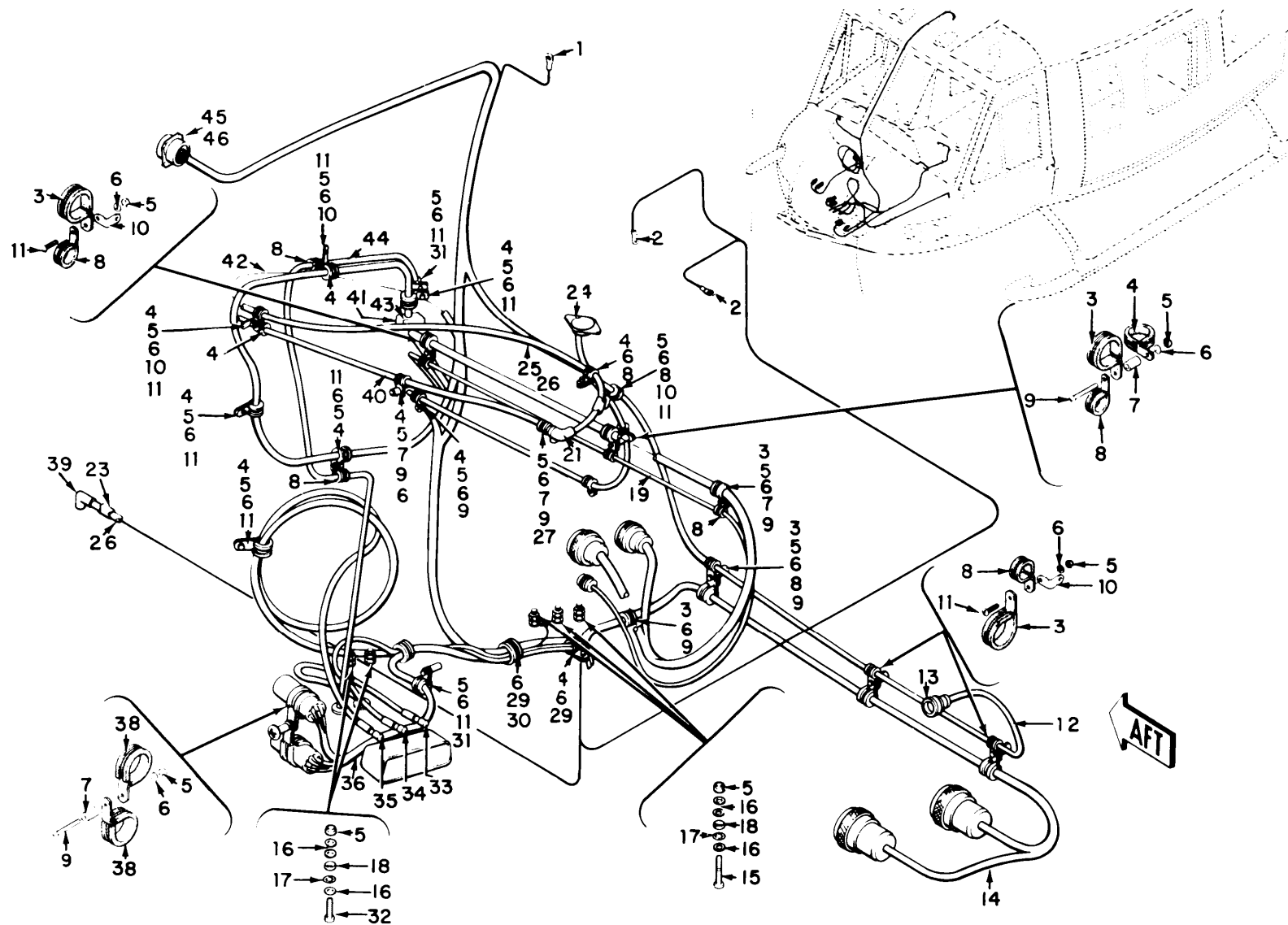
## SECTION II

TM11-1520-210-20P

(1)	(2)	(3)	(4)	(5)	(6)
ITEM	SMR		PART		
NO	CODE	FSCM	NUMBER	DESCRIPTION AND USABLE ON CODE (UOC)	QTY
44	PAOZZ	18876	8022653	UOC:5LZ SPACER,SLEEVE	1
46	PAOZZ	96906	MS35207-261	UOC:5LZ SCREW,MACHINE UOC:5LZ	2

END OF FIGURE



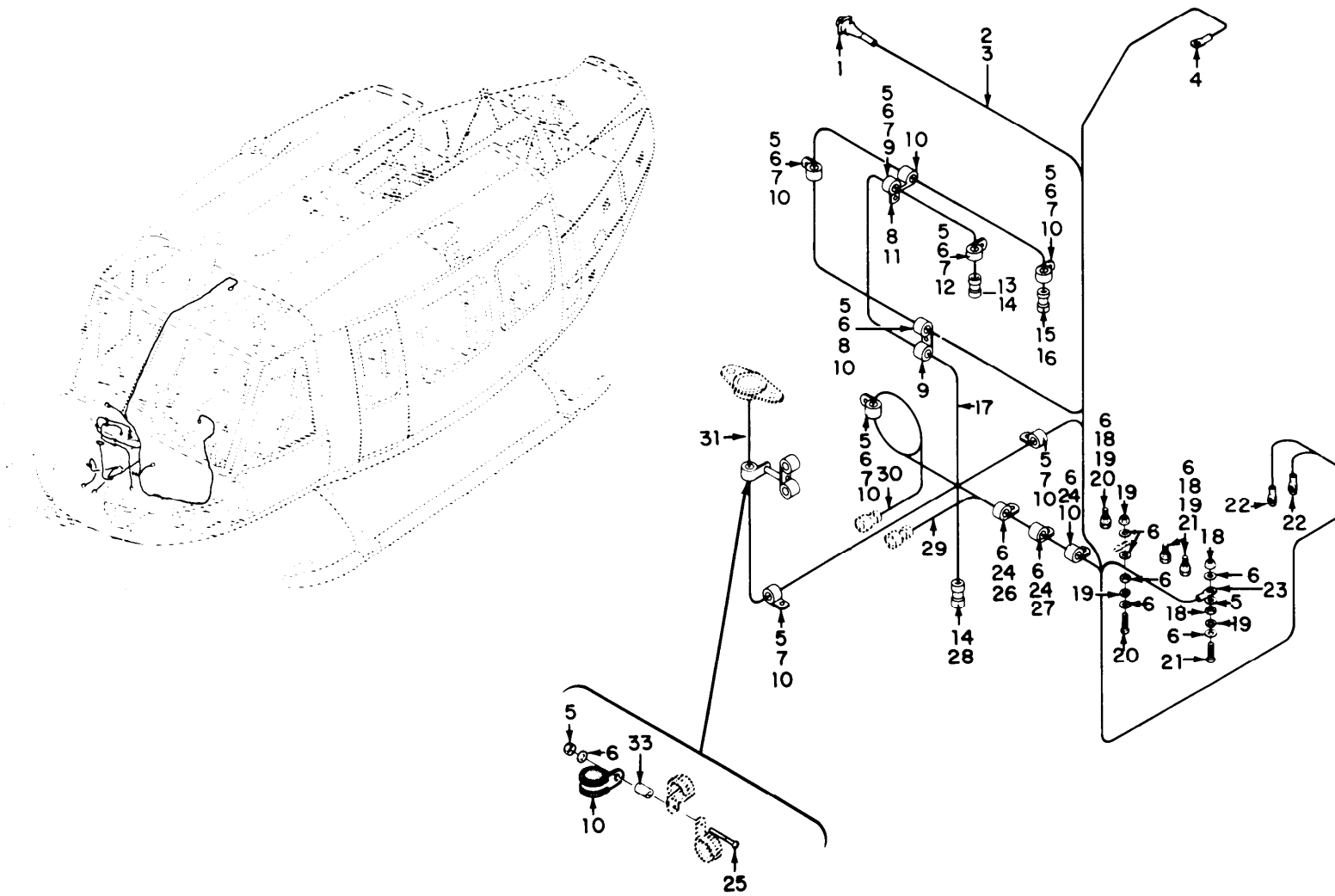


EL3EW081

Figure 32. Communications Installation, Forward Section Cabling 67-17145 thru 67-19537.

SECTION II			TM11-1520-210-20P		
(1)	(2)	(3)	(4)	(5)	(6)
ITEM	SMR		PART		
NO	CODE	FSCM	NUMBER	DESCRIPTION AND USABLE ON CODE (UOC)	QTY
				COMMUNICATIONS INSTALLATION, FORWARD SECTION CABLING 67-17145 THROUGH 67-19537	
				FIGURE 32	
3	PAOZZ	96906	MS21919WDG7	CLAMP, LOOP UOC: 5LY	7
4	PAOZZ	96906	MS21919WDG6	CLAMP, LOOP UOC: 5LY	13
5	PAOZZ	96906	MS21042L3	NUT, SELF-LOCKING, EX UOC: 5LZ	29
6	PAOZZ	88044	AN960PD10L	WASHER, FLAT UOC: 5LY	31
7	PAOZZ	13499	124-3003-103	SPACER, SLEEVE UOC: 5LY	5
8	PAOZZ	96906	MS21919WDG3	CLAMP, LOOP UOC: 5LY	8
9	PAOZZ	96906	MS35207-267	SCREW, MACHINE UOC: 5LY	10
10	PAOZZ	80070	20-032-1	BRACKET, ENGINE UOC: 5LY	6
11	PAOZZ	96906	MS35207-263	SCREW, MACHINE UOC: 5LY	19
15	PAOZZ	96906	MS35207-266	SCREW, MACHINE UOC: 5LY	3
16	PAOZZ	88044	AN960PD10L	WASHER, FLAT UOC: 5LY	15
17	PAOZZ	96906	MS35335-32	WASHER, LOCK UOC: 5LY	5
18	PAOZZ	96906	MS35650-305	NUT, PLAIN, HEXAGON UOC: 5LY	5
27	PAOZZ	96906	MS21919WDG14	CLAMP, LOOP UOC: 5LY	1
29	PAOZZ	96906	MS35207-261	SCREW, MACHINE UOC: 5LY	3
30	PAOZZ	96906	MS21919WDG20	CLAMP, LOOP UOC: 5LY	1
31	PAOZZ	96906	MS21919WDG10	CLAMP, LOOP UOC: 5LY	2
32	PAOZZ	96906	MS35207-265	SCREW, MACHINE UOC: 5LY	2
37	PAOZZ	96906	MS21919WDG15	CLAMP, LOOP UOC: 5LY	1
38	PAOZZ	96906	MS21919WDG16	CLAMP, LOOP UOC: 5LY	2
				END OF FIGURE	

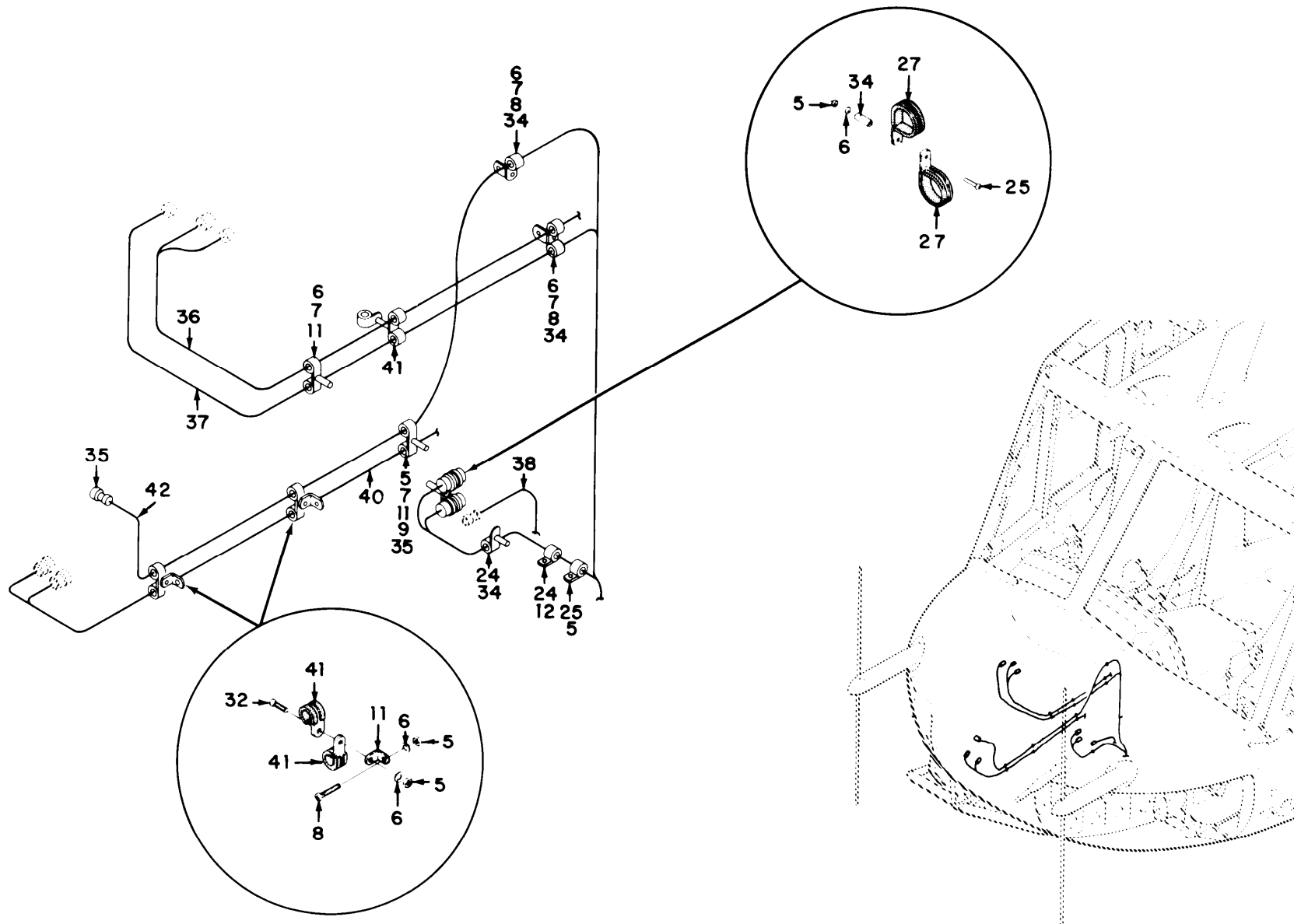




EL3EW082

TM 11-1520-210-20P

Figure 33. Communications installation, Forward Section 68-15214 thru 70-15932 (Sheet 1 of 2).



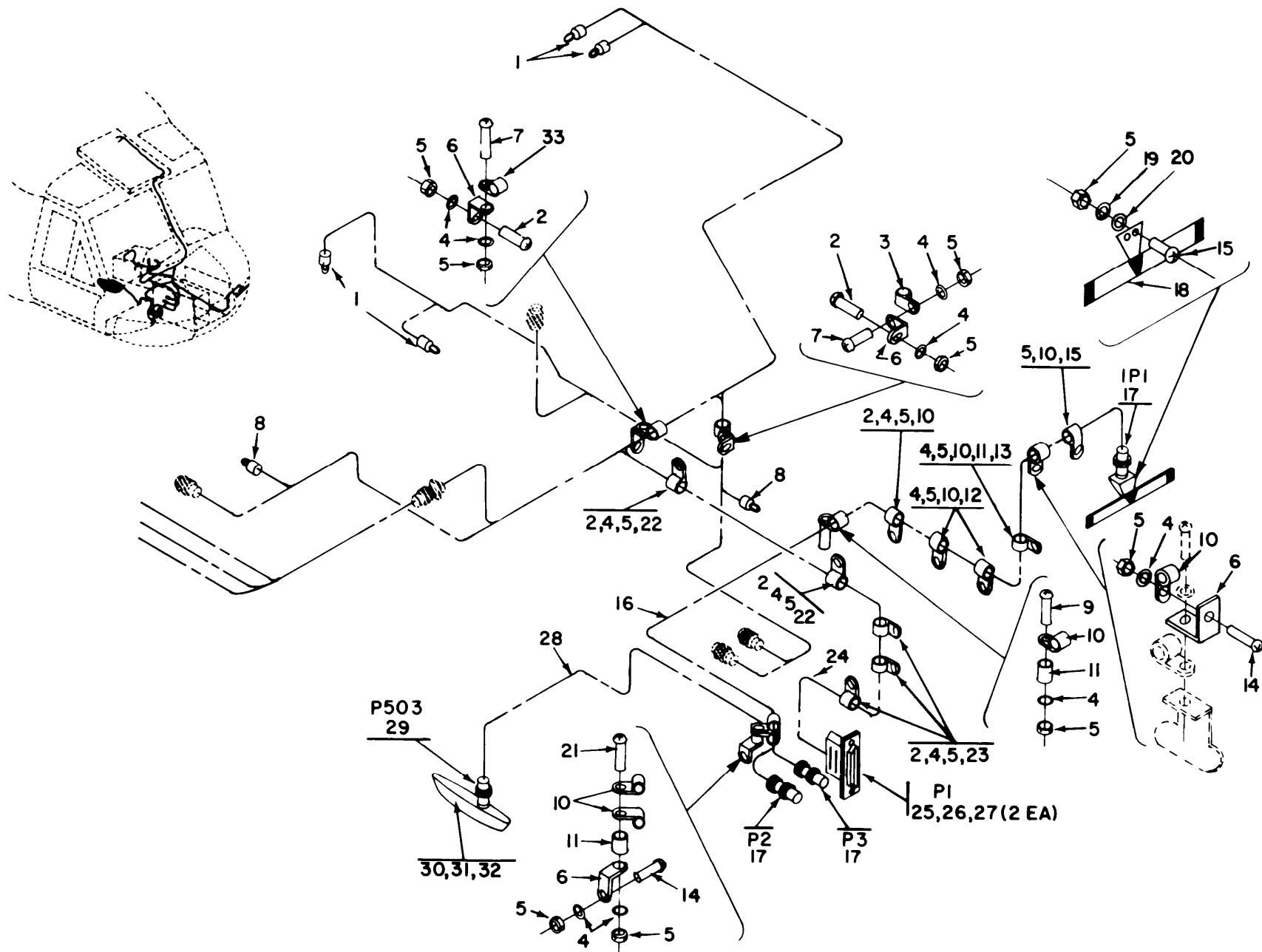
TM 11-1520-210-20P

EL3EW083

Figure 33. Communications Installation, Forward Section 68-15214 thru 70-15932 (Sheet 2 of 2).



SECTION II			TM11-1520-210-20P		
(1)	(2)	(3)	(4)	(5)	(6)
ITEM	SMR		PART		
NO	CODE	FSCM	NUMBER	DESCRIPTION AND USABLE ON CODE (UOC)	QTY
COMMUNICATIONS INSTALLATION, FORWARD SECTION 68-15214 THROUGH 70-15932					
FIGURE 33					
5	PAOZZ	96906	MS21042L3	NUT, SELF-LOCKING, EX UOC: 5LY	27
6	PAOZZ	88044	AN960PD10L	WASHER, FLAT UOC: 5LY	41
7	PAOZZ	96906	MS35207-263	SCREW, MACHINE UOC: 5LY	13
8	PAOZZ	96906	MS35207-264	SCREW, MACHINE UOC: 5LY	5
9	PAOZZ	96906	MS21919WDG3	CLAMP, LOOP UOC: 5LY	9
10	PAOZZ	96906	MS21919WDG6	CLAMP, LOOP UOC: 5LY	10
11	PAOZZ	80070	20-032-1	BRACKET, ENGINE UOC: 5LY	5
12	PAOZZ	96906	MS21919WDG10	CLAMP, LOOP UOC: 5LY	2
18	PAOZZ	96906	MS35650-305	NUT, PLAIN, HEXAGON UOC: 5LY	5
19	PAOZZ	96906	MS35335-32	WASHER, LOCK UOC: 5LY	5
20	PAOZZ	96906	MS35207-266	SCREW, MACHINE UOC: 5LY	3
21	PAOZZ	96906	MS35207-265	SCREW, MACHINE UOC: 5LY	2
24	PAOZZ	96906	MS35207-261	SCREW, MACHINE UOC: 5LY	5
25	PAOZZ	96906	MS35207-267	SCREW, MACHINE UOC: 5LY	2
26	PAOZZ	96906	MS21919WDG15	CLAMP, LOOP UOC: 5LY	1
27	PAOZZ	96906	MS21919WDG20	CLAMP, LOOP UOC: 5LY	2
32	XBOZZ	24446	N80P16018C6	SCREW, MACHINE UOC: 5LY	6
33	PAOZZ	13499	124-3003-099	SPACER, SLEEVE UOC: 5LY	1
34	PAOZZ	18876	8022653	SPACER, SLEEVE UOC: 5LY	4
39	PAOZZ	96906	MS21919WDG16	CLAMP, LOOP UOC: 5LY	2
41	PAOZZ	96906	MS21919WDG7	CLAMP, LOOP UOC: 5LY	6
END OF FIGURE					



TM 11-1520-210-20P

Figure 33A. Communications Installation, Forward Section 66-746 thru 70-16513.

EL3EW084

SECTION II			TM11-1520-210-20P		
(1)	(2)	(3)	(4)	(5)	(6)
ITEM	SMR		PART		
NO	CODE	FSCM	NUMBER	DESCRIPTION AND USABLE ON CODE (UOC)	QTY
				COMMUNICATIONS INSTALLATION, FORWARD SECTION 66-746 THROUGH 70-16513	
				FIGURE 33A	
5	PAOZZ	81349	MS21044C3	NUT, SELF-LOCKING, HE UOC: FGK, 5LY, 5LZ	19
10	PAOZZ	96906	MS21919WDG3	CLAMP, LOOP UOC: 5LY, 5LZ	9
15	PAOZZ	88044	AN525D10R10	SCREW, MACHINE UOC: FGK, 5LY, 5LZ	3
18	XBOZZ	97499	1560-UH1-805	ANTENNA ASSEMBLY UOC: FGK, 5LY, 5LZ	1
19	PAOZZ	88044	AN960PD10L	WASHER, FLAT UOC: 5LY, 5LZ	2
20	XBOZZ	95987	NW10-4373	WASHER, FLAT UOC: 5LY, 5LZ	2
22	PAOZZ	96906	MS21104D8	CLAMP, LOOP UOC: 5LY, 5LZ	2
30	PAOZZ	80058	AT-640A/ARN	ANTENNA AT640ARN UOC: 5LY, 5LZ	1
31	PAOZZ	96906	MS35207-260	SCREW, MACHINE UOC: 5LY, 5LZ	8
32	PAOZZ	66503	188138	WASHER, LOCK UOC: 5LY, 5LZ	8
				END OF FIGURE	

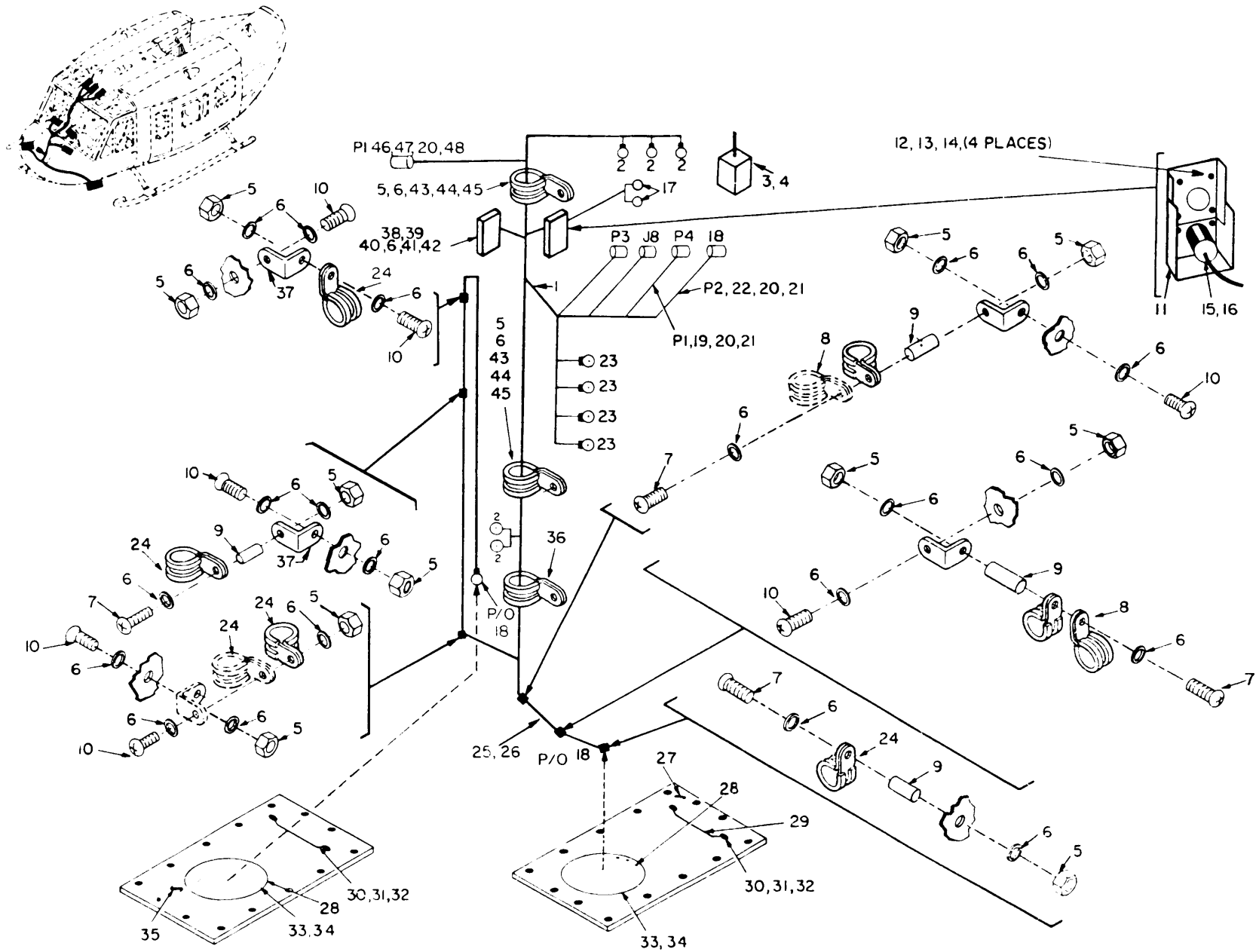
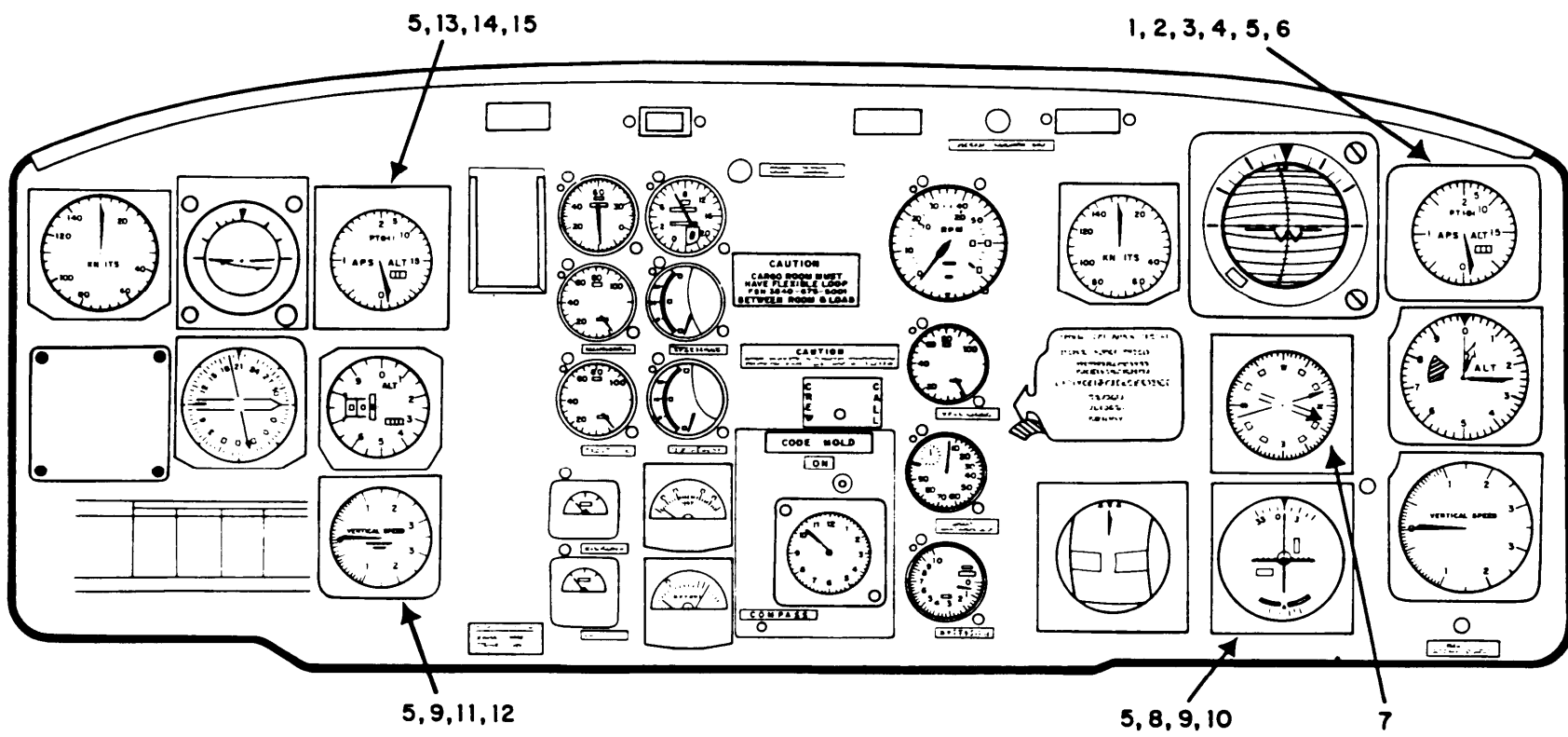


Figure 33B. Electronics Equipment Configuration Army Model UH-1H and UH-1V with SLAE Communications Installation Forward Nose Section (C).

EL3EW085

SECTION II			TM11-1520-210-20P		
(1)	(2)	(3)	(4)	(5)	(6)
ITEM	SMR		PART		
NO	CODE	FSCM	NUMBER	DESCRIPTION AND USABLE ON CODE (UOC)	QTY
				ELECTRONICS EQUIPMENT CONFIGURATION ARMY MODEL UH-1H AND UH-1V WITH SLAE COMMUNICA- TIONS INSTALLATION FORWARD NOSE SECTION	
				FIGURE 33B	
33	PAOZZ	80058	AS-2595/APN-194	ANTENNA UOC:EVK,FGK,5LY,5LZ	2
				END OF FIGURE	



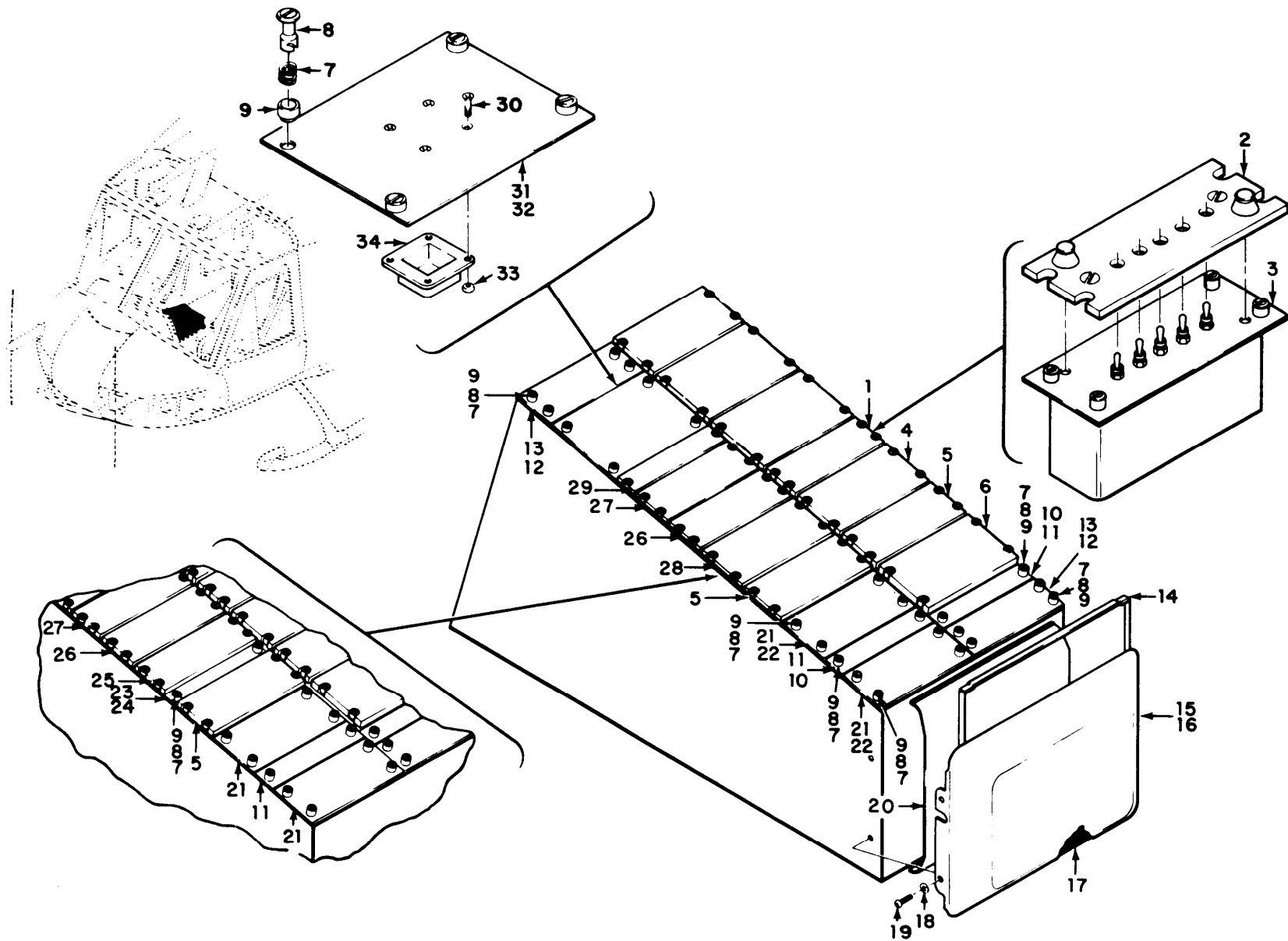
TM 11-1520-210-20P

EL3EW086

Figure 33 C Instrument Panel Assembly

SECTION II		TM11-1520-210-20P		C01	
(1)	(2)	(3)	(4)	(5)	(6)
ITEM	SMR		PART		
NO	CODE	FSCM	NUMBER	DESCRIPTION AND USABLE ON CODE (UOC)	QTY
GROUP 02 INSTRUMENT PANEL ASSEMBLY					
FIGURE 33C					
1	PDODD	80058	ID-1917A/APN-209 (V)	INDICATOR, HEIGHT UOC: EVK, 5LZ	1
2	XBOZZ	81966	1560-UH1-886	SPACER UOC: EVK, 5LZ	1
3	PAOZZ	96906	MS51957-35	SCREW, MACHINE UOC: EVK, 5LZ	3
4	PAOZZ	96906	MS51957-36	SCREW, MACHINE	1
5	PAOZZ	99251	762938-1	NUT, SHEET SPRING UOC: EVK, 5LZ	15
6	PAOZZ	96906	MS27130-CR88	NUT, PLAIN, BLIND RIV UOC: EVK, 5LZ	1
* 7	PAODD	80058	ID-998/ASN	INDICATOR, RADIO-MAG THIS PART/ ASSEMBLY IS REMOVED FROM THE AIRCRAFT SUBSEQUENT TO THE INSTALLATION OF THE FOLLOWING: MWO 55-1520-50-17. REFER TO SUPPLEMENT 2 TO THIS TM FOR THE NEW CONFIGURATION	1
* 8	XBOZZ	80058	ID-1347/ARN-82	INDICATOR, COURSE THIS PART/ ASSEMBLY IS REMOVED FROM THE AIRCRAFT SUBSEQUENT TO THE INSTALLATION OF THE FOLLOWING: MWO 55-1520-50-17. REFER TO SUPPLEMENT 2 TO THIS TM FOR THE NEW CONFIGURATION UOC: EVK, 5LZ	1
8	XBOFF	80058	ID-1347C/ARN-82	INDICATOR, COURSE MW055-1520-210-30- 35 UOC: EVK, 5LZ	1
9	PAOZZ	96906	MS24693BB33	SCREW, MACHINE UOC: EVK, 5LZ	2
10	PAOZZ	96906	MS35214-28	SCREW, MACHINE UOC: EVK, 5LZ	2
11	PAOZZ	55972	3571320-2001	INDICATOR, COURSE UOC: EVK, 5LZ	1
12	PAOZZ	96906	MS35214-31	SCREW, MACHINE UOC: EVK, 5LZ	2
13	PDODL	94580	RT-1115/APN-209	RECEIVER-TRANSMITTE	1
14	XBOZZ	81996	1560-UH1-887	SPACER UOC: EVK, 5LZ	1
15	PAOZZ	96906	MS51957-38	SCREW, MACHINE UOC: EVK, 5LZ	4

END OF FIGURE



TM 11-1520-210-20P

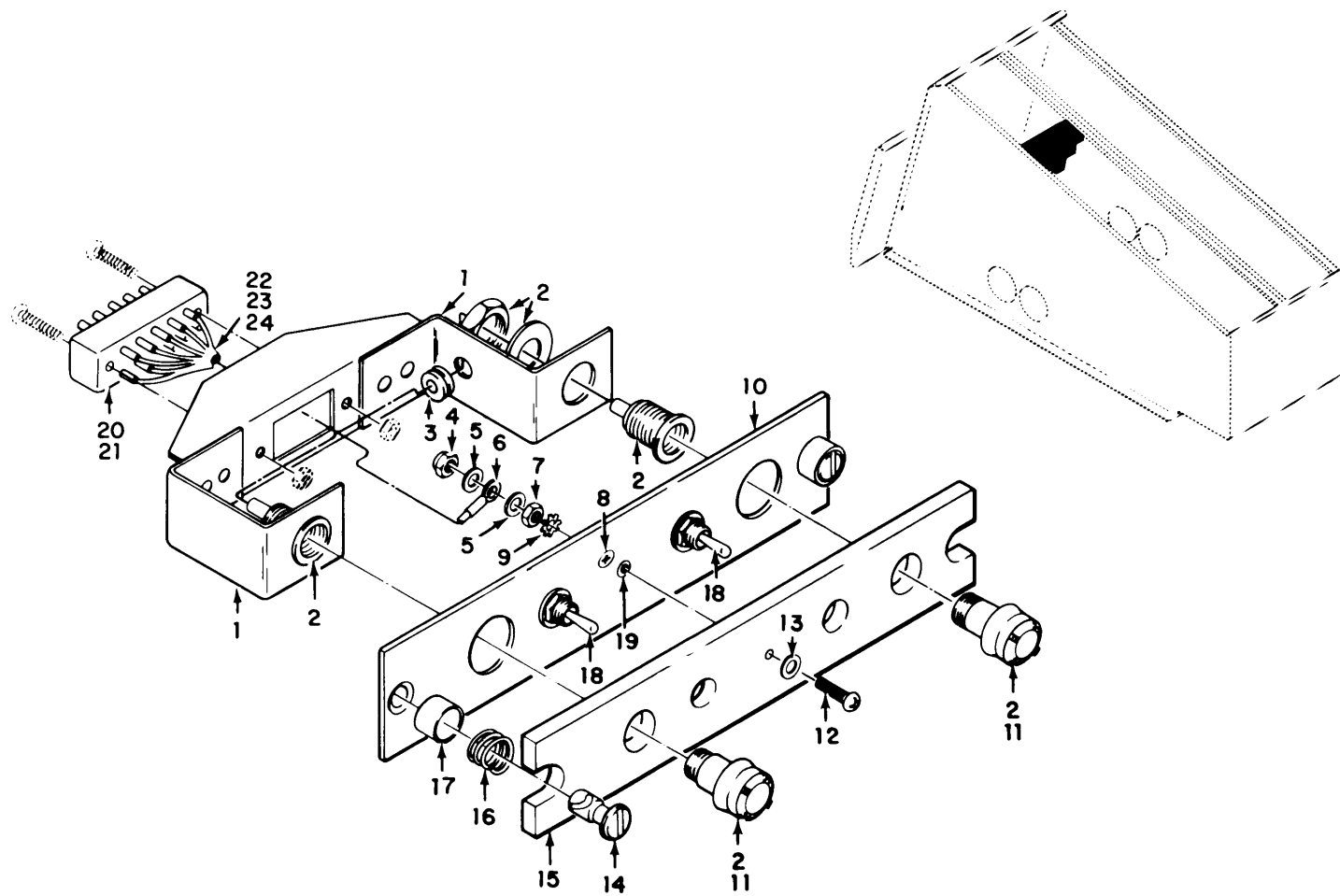
EL3EW087

Figure 34. Communications installation Pedestal Junction Box and Control Box 62-12351 thru 62-12372.



SECTION II			TM11-1520-210-20P		
(1)	(2)	(3)	(4)	(5)	(6)
ITEM	SMR		PART		
NO	CODE	FSCM	NUMBER	DESCRIPTION AND USABLE ON CODE (UOC)	QTY
				GROUP 03 COMMUNICATIONS INSTALLATION PEDESTAL BOX AND CONTROL PANEL 62-12351 THROUGH 62-12372	
				FIGURE 34	
4	XBOHH	80058	SB-327/ARC-44	CONTROL,FREQUENCY S UOC:5LZ	1
5	XBOHH	80063	SCDL134030	PANEL,SIGNAL DISTRI UOC:5LZ	2
6	PAODD	80058	C-2275/ARN	CONTROL,RECEIVER UOC:5LZ	1
11	PAOZZ	97499	204-075-266-41	PANEL,BLANK UOC:5LZ	2
13	PAOZZ	97499	204-075-266-37	PANEL,BLANK UOC:5LZ	2
14	XAOZZ	97499	204-075-333-11	SEAL UOC:5LZ	1
15	PAOZZ	97499	204-075-333-15	COVER UOC:5LZ	1
16	XAOZZ	97499	204-075-333-3	COVER UOC:5LZ	1
17	XBOZZ	97499	204-075-366-1	DECAL UOC-5LZ	1
18	PAOZZ	88044	AN960PD10L	WASHER,FLAT UOC:5LZ	4
19	PAOZZ	96906	MS35207-263	SCREW,MACHINE UOC:5LZ	4
20	XAOZZ	97499	204-075-333-5	LINING UOC:5LZ	1
21	XBOFF	97499	204-075-266-9	PANEL,BLANK UOC:5LZ	2
23	XBOFF	97499	204-075-266-49	PANEL,BLANK UOC:5LZ	1
25	XBOHH	80058	C-4074/ARC-73	CONTROL,RADIO SET UOC:5LZ	1
26	XBOHH	97499	204-075-708-1	CONTROL PANEL ASSEM UOC:5LZ	1
27	PDOHD	80058	CV-265A/ARN-30D	CONTROL PANEL UOC:5LZ	1
28	PDOHH	13499	5220125-005	CONTROL PANEL C1827/ARC55 UOC:5LZ	1
29	XBOHH	97499	204-075-709-1	CONTROL PANEL ASSEM UOC:5LZ	1
31	XBOFF	97499	204-075-710-1	BLANK PANEL,APX 44 UOC:5LZ	1

END OF FIGURE

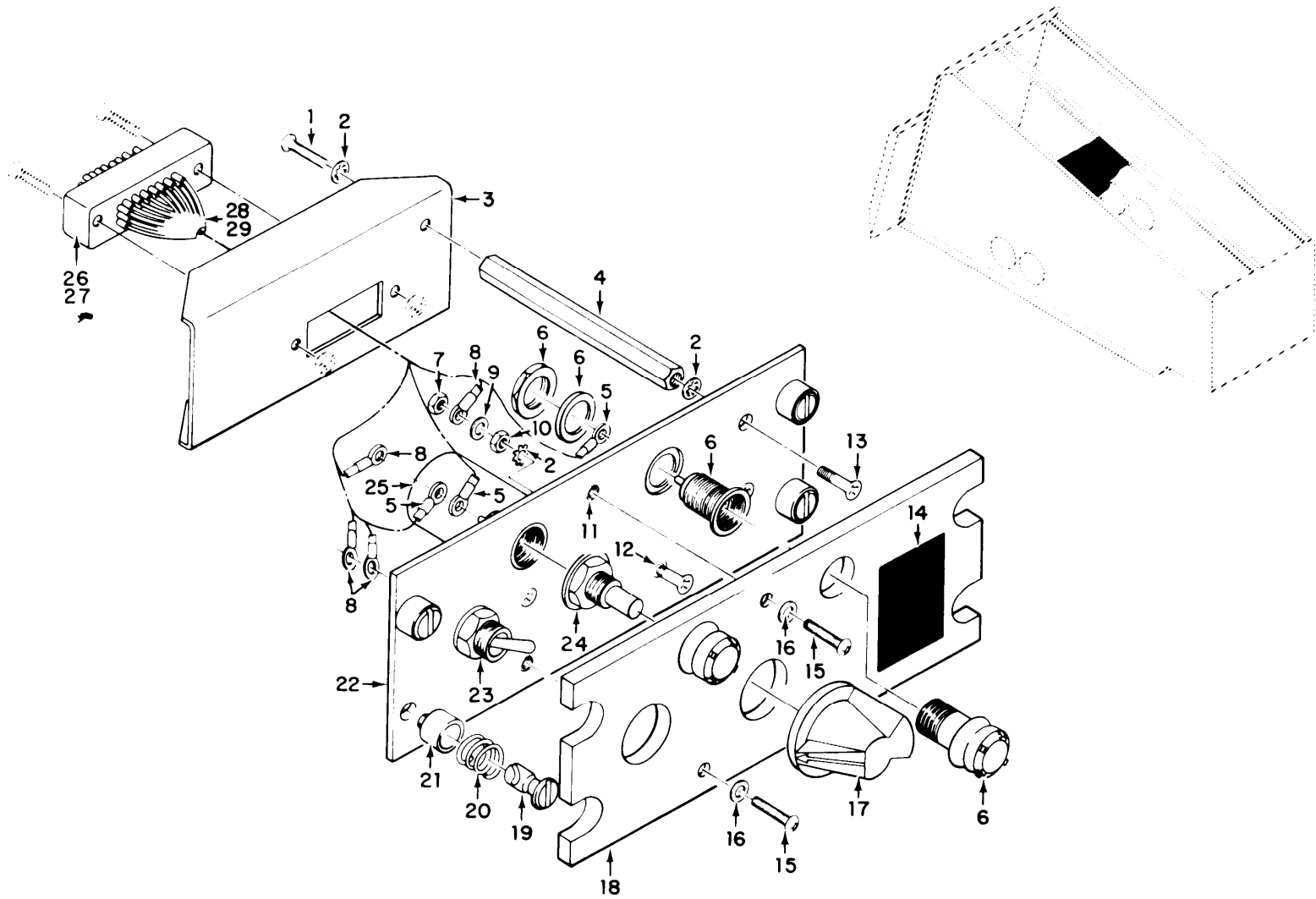


TM 11-1520-210-20P

EL3EW088

Figure 35. Control Panel, Emergency Communications.

SECTION II		TM11-1520-210-20P			
(1)	(2)	(3)	(4)	(5)	(6)
ITEM	SMR		PART		
NO	CODE	FSCM	NUMBER	DESCRIPTION AND USABLE ON CODE (UOC)	QTY
				COMMUNICATIONS INSTALLATION PEDESTAL BOX AND CONTROL PANEL, EMERGENCY COMMUNICA- TIONS	
				FIGURE 35	
12	PAOZZ	96906	MS35214-25	SCREW, MACHINE UOC: 5LZ	1
13	PAOZZ	88044	AN961-6	WASHER, FLAT UOC: 5LZ	1
15	PAOZZ	97499	204-075-733-1	PANEL, EDGE LIT UOC: 5LZ	1
21	PAOZZ	81349	M28748/5C0001A	CONNECTOR, RECEPTACL UOC: 5LZ	1
				END OF FIGURE	

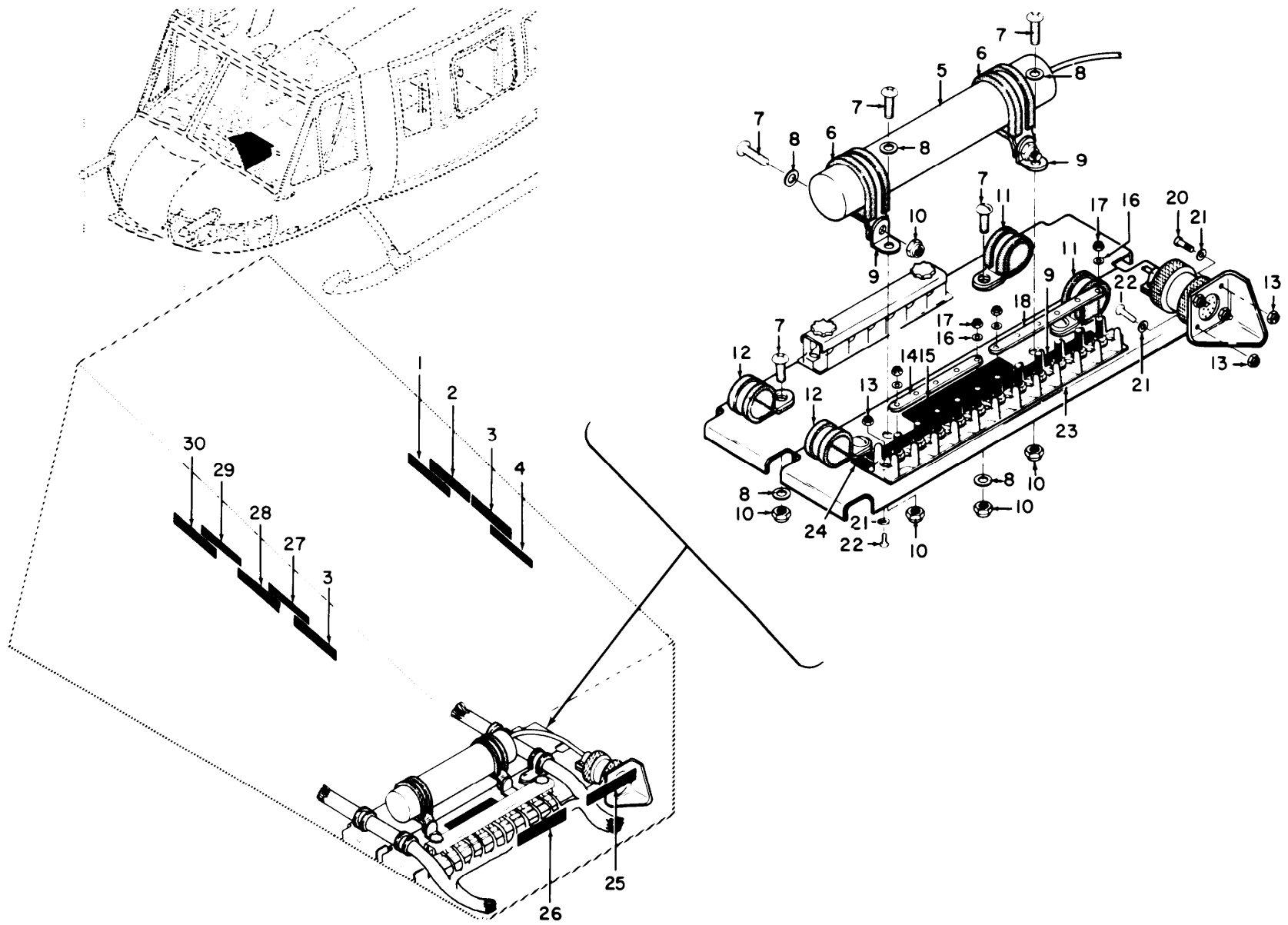


TM 11-1520-210-20P

EL3EW089

Figure 36. Control Panel, Emergency VHF Transmitter.

SECTION II			TM11-1520-210-20P		
(1)	(2)	(3)	(4)	(5)	(6)
ITEM	SMR		PART		
NO	CODE	FSCM	NUMBER	DESCRIPTION AND USABLE ON CODE (UOC)	QTY
				COMMUNICATIONS INSTALLATION PEDESTAL BOX AND CONTROL PANEL, EMERGENCY VHF TRANSMITTER	
				FIGURE 36	
2	PAOZZ	96906	MS35333-105	WASHER, LOCK UOC: 5LZ	7
14	XAOZZ	97499	204-075-730-1	PLACARD UOC: 5LZ	1
15	PAOZZ	96906	MS35214-25	SCREW, MACHINE UOC: 5LZ	2
16	PAOZZ	88044	AN960B6	WASHER, FLAT UOC: 5LZ	2
17	PAOZZ	97499	204-075-731-1	KNOB UOC: 5LZ	1
18	PAOZZ	97499	204-075-299-1	PANEL, EDGE LIT UOC: 5LZ	2
				END OF FIGURE	



TM 11-1520-210-20P

EL3EW090

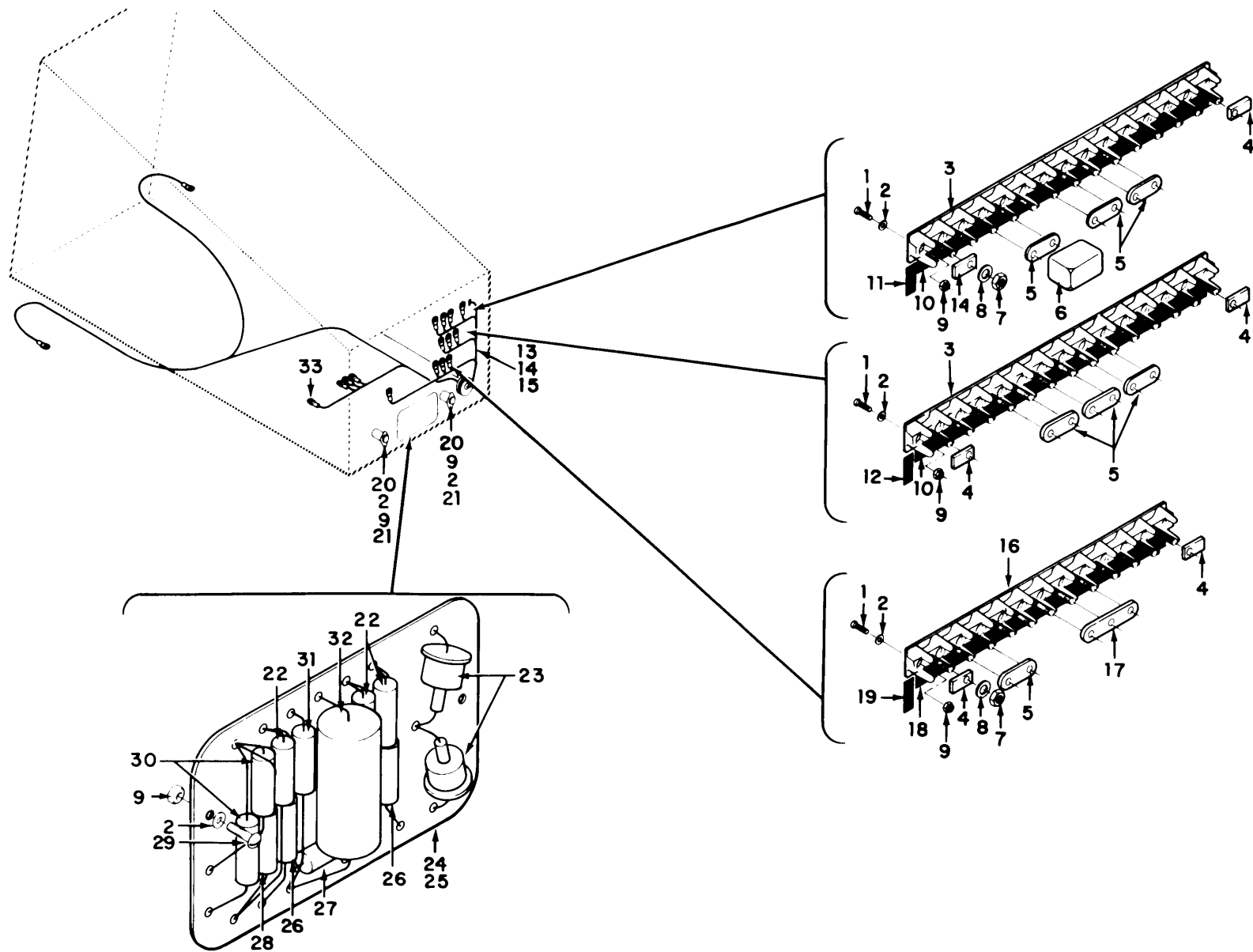
Figure 37. Communications Installation, Forward Section, Pedestal Junction Box and Control Panel.

## SECTION II

TM11-1520-210-20P

(1) ITEM NO	(2) SMR CODE	(3) FSCM	(4) PART NUMBER	(5) DESCRIPTION AND USABLE ON CODE (UOC)	(6) QTY
COMMUNICATIONS INSTALLATION, FORWARD SECTION, PEDESTAL BOX AND CONTROL PANEL					
FIGURE 37					
1	XBOZZ	97499	204-075-342-35	MARKER, IDENTIFICATI UOC: 5LZ	1
2	XBOZZ	97499	204-075-342-15	MARKER, IDENTIFICATI UOC: 5LZ	1
3	XBOZZ	97499	204-075-342-13	DECAL UOC: 5LZ	2
4	XBOZZ	97499	204-075-342-45	MARKER IDENTIFICATI UOC: 5LZ	1
5	PAOZZ	80058	CU-435/AIC	NETWORK, IMPEDANCE M UOC: 5LZ	1
6	PAOZZ	96906	MS21919WDG20	CLAMP, LOOP UOC: 5LZ	2
7	PAOZZ	96906	MS35207-263	SCREW, MACHINE UOC: 5LZ	8
8	PAOZZ	88044	AN960PD10L	WASHER, FLAT UOC: 5LZ	8
9	PAOZZ	88044	AN743-12	BRACKET, ANGLE UOC: 5LZ	2
10	PAOZZ	96906	MS21042L3	NUT, SELF-LOCKING, EX UOC: 5LZ	8
11	PAOZZ	96906	MS21919WDG10	CLAMP, LOOP UOC: 5LZ	2
12	PAOZZ	96906	MS25281-F7	CLAMP, LOOP UOC: 5LZ	2
13	PAOZZ	96906	MS21042-04	NUT, SELF-LOCKING, EX UOC: 5LZ	6
20	PAOZZ	96906	MS35265-16	SCREW, MACHINE UOC: 5LZ	1
21	PAOZZ	88044	AN960PD4L	WASHER, FLAT UOC: 5LZ	6
22	PAOZZ	96906	MS35206-216	SCREW, MACHINE UOC: 5LZ	5
25	XBOZZ	97499	204-075-342-59	MARKER, IDENTIFICATI UOC: 5LZ	1
26	XBOZZ	97499	204-075-342-61	MARKER, IDENTIFICATI UOC: 5LZ	1
27	XBOZZ	97499	204-075-342-19	MARKER, IDENTIFICATI UOC: 5LZ	1
28	XBOZZ	97499	204-075-342-77	MARKER, IDENTIFICATI UOC: 5LZ	1
29	XBOZZ	97499	204-075-342-85	DECAL UOC: 5LZ	1
30	XBOZZ	97499	204-075-342-79	MARKER, IDENTIFICATI UOC: 5LZ	1

END OF FIGURE



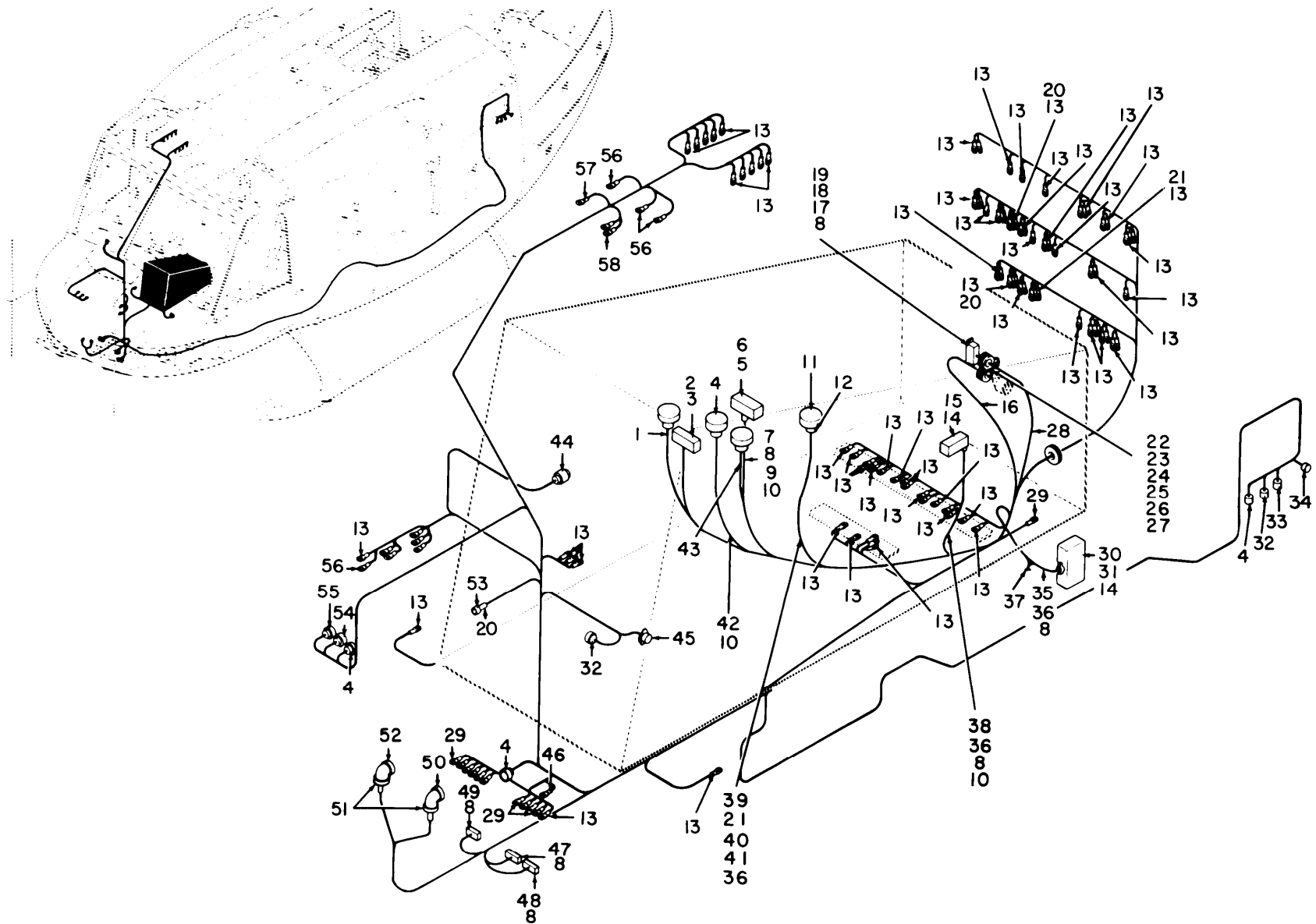
TM 11-1520-210-20P

Figure 38. Communications Installation, Pedestal, Junction Box and Control Panel, 62-12351 thru 62-12372.

EL3EW091



SECTION II			TM11-1520-210-20P		
(1)	(2)	(3)	(4)	(5)	(6)
ITEM	SMR		PART		
NO	CODE	FSCM	NUMBER	DESCRIPTION AND USABLE ON CODE (UOC)	QTY
				COMMUNICATIONS INSTALLATION PEDESTAL BOX AND CONTROL PANEL 62-12351 THROUGH 62-12372	
				FIGURE 38	
1	PAOZZ	96906	MS35206-214	SCREW, MACHINE UOC: 5LZ	6
2	PAOZZ	88044	AN960PD4L	WASHER, FLAT UOC: 5LZ	12
6	PAOZZ	51751	397-2	COVER, TERMINAL BOAR UOC: 5LZ	1
25	XAOZZ	97499	204-075-349-3	TERMINAL BOARD UOC: 5LZ	1
29	PAOZZ	96906	MS35206-215	SCREW, MACHINE UOC: 5LZ	2
				END OF FIGURE	

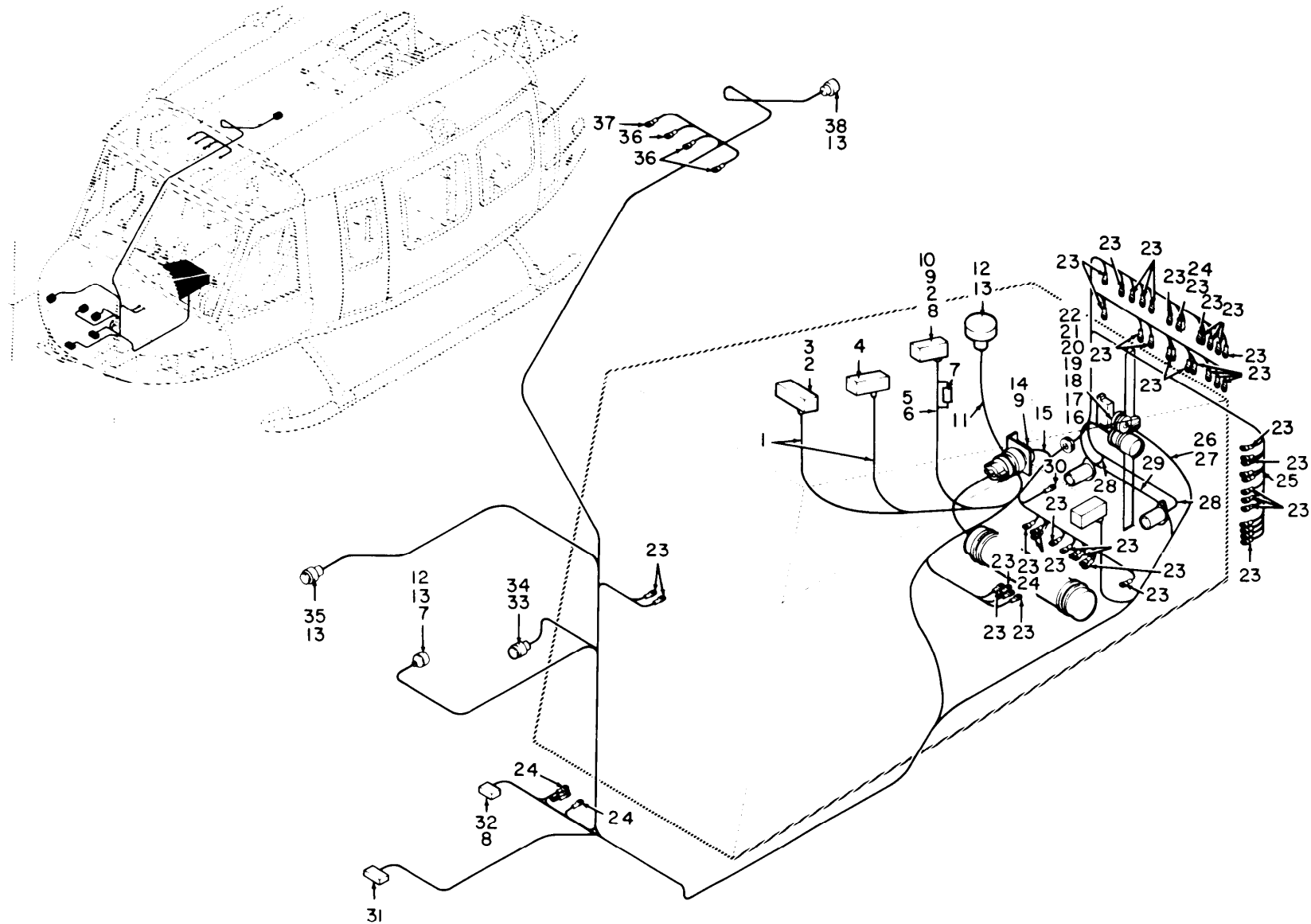


TM 11-1520-210-20P

EL3EW092

Figure 39. Communications Installation Pedestal, Junction Box and Control Panel, Cable Assembly 62-12351 thru 62-12372.

SECTION II			TM11-1520-210-20P		
(1)	(2)	(3)	(4)	(5)	(6)
ITEM	SMR		PART		
NO	CODE	FSCM	NUMBER	DESCRIPTION AND USABLE ON CODE (UOC)	QTY
				COMMUNICATIONS INSTALLATION PEDESTAL BOX AND CONTROL PANEL, CABLE ASSEMBLY 62-12351 THROUGH 62-12372	
				FIGURE 39	
22	PAOZZ	96906	MS21042L3	NUT, SELF-LOCKING, EX UOC: 5LZ	2
23	PAOZZ	88044	AN960PD10L	WASHER, FLAT UOC: 5LZ	2
24	PAOZZ	96906	MS35207-263	SCREW, MACHINE UOC: 5LZ	1
25	PAOZZ	96906	MS35207-264	SCREW, MACHINE UOC: 5LZ	1
26	PAOZZ	88044	AN743-12	BRACKET, ANGLE UOC: 5LZ	1
27	PAOZZ	96906	MS25281-F7	CLAMP, LOOP UOC: 5LZ	1
				END OF FIGURE	

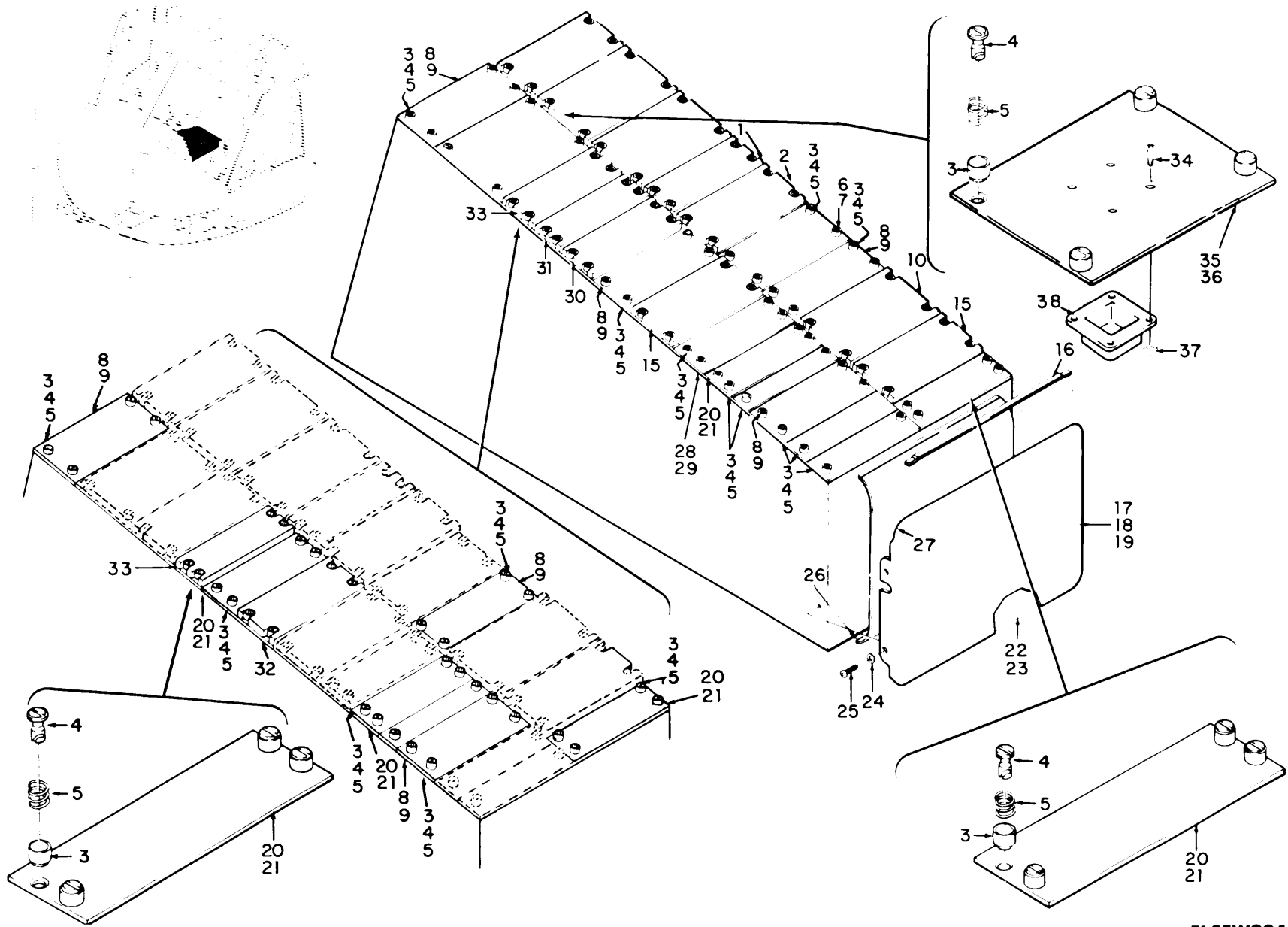


TM 11-1520-210-20P

EL3EW093

Figure 40. Communications Installation, Forward Section, Pedestal, Junction Box and Control Panel 62-12351 thru 12372.

SECTION II			TM11-1520-210-20P		
(1)	(2)	(3)	(4)	(5)	(6)
ITEM	SMR		PART		
NO	CODE	FSCM	NUMBER	DESCRIPTION AND USABLE ON CODE (UOC)	QTY
				COMMUNICATIONS INSTALLATION, FORWARD SECTION PEDESTAL BOX AND CONTROL PANEL 62-12351 THROUGH 62-12372	
				FIGURE 40	
16	PAOZZ	96906	MS25281-F7	CLAMP, LOOP UOC: 5LZ	1
17	PAOZZ	96906	MS21919WDG15	CLAMP, LOOP UOC: 5LZ	1
18	PAOZZ	88044	AN743-12	BRACKET, ANGLE UOC: 5LZ	1
19	PAOZZ	96906	MS35207-264	SCREW, MACHINE UOC: 5LZ	1
20	PAOZZ	96906	MS35207-263	SCREW, MACHINE UOC: 5LZ	1
21	PAOZZ	88044	AN960PD10L	WASHER, FLAT UOC: 5LZ	2
22	PAOZZ	96906	MS21042L3	NUT, SELF-LOCKING, EX UOC: 5LZ	2
				END OF FIGURE	



EL3EW094

Figure 41. Communications Installation Pedestal, Junction Box and Control Panel Radio.

SECTION II			TM11-1520-210-20P		
(1)	(2)	(3)	(4)	(5)	(6)
ITEM	SMR		PART		
NO	CODE	FSCM	NUMBER	DESCRIPTION AND USABLE ON CODE (UOC)	QTY
				COMMUNICATIONS INSTALLATION PEDESTAL BOX AND CONTROL PANEL, RADIO	
				FIGURE 41	
1	PAOZZ	80058	SA-474/AR	SWITCH ASSEMBLY UOC: 5LZ	1
2	XBOHH	80058	SB-327/ARC-44	CONTROL, FREQUENCY S UOC: 5LZ	1
6	XBOFF	97499	204-075-266-9	PANEL, BLANK UOC: 5LZ	1
8	PAOZZ	97499	204-075-266-1	PANEL, BLANK UOC: 5LZ	4
10	PAODD	80058	C-2275/ARN	CONTROL, RECEIVER UOC: 5LZ	1
11	PAOZZ	97499	204-075-266-41	PANEL, BLANK UOC: 5LZ	1
15	XBODD	80058	C-1611/AIC	CONTROL, INTERCOMMUN UOC: 5LZ	2
16	XAOZZ	97499	204-075-333-11	SEAL UOC: 5LZ	1
17	XAOZZ	97499	204-075-333-37	COVER ASSEMBLY UOC: 5LZ	1
18	XAOZZ	97499	204-075-333-23	COVER UOC: 5LZ	1
19	XAOZZ	97499	204-075-333-3	COVER UOC: 5LZ	1
20	XBOFF	97499	204-075-266-25	PANEL, BLANK UOC: 5LZ	9
22	XBOZZ	97499	204-075-502-1	DECAL UOC: 5LZ	1
23	XBOZZ	97499	204-075-513-1	DECAL UOC: 5LZ	1
24	PAOZZ	88044	AN960PD10L	WASHER, FLAT UOC: 5LZ	4
25	PAOZZ	96906	MS35207-263	SCREW, MACHINE UOC: 5LZ	4
26	XAOZZ	97499	204-075-333-5	LINING UOC: 5LZ	1
27	PAOZZ	97499	204-075-333-25	COVER UOC: 5LZ	1
28	PAOZZ	97499	204-075-266-37	PANEL, BLANK UOC: 5LZ	1
30	XBOHH	80058	C-4074/ARC-73	CONTROL, RADIO SET UOC: 5LZ	1
31	XBOHH	80058	C-4209/ARC	CONTROL, RADIO SET UOC: 5LZ	1
32	XBODD	80058	C-4677/ARC-51X	CONTROL, RADIO SET UOC: 5LZ	1

## SECTION II

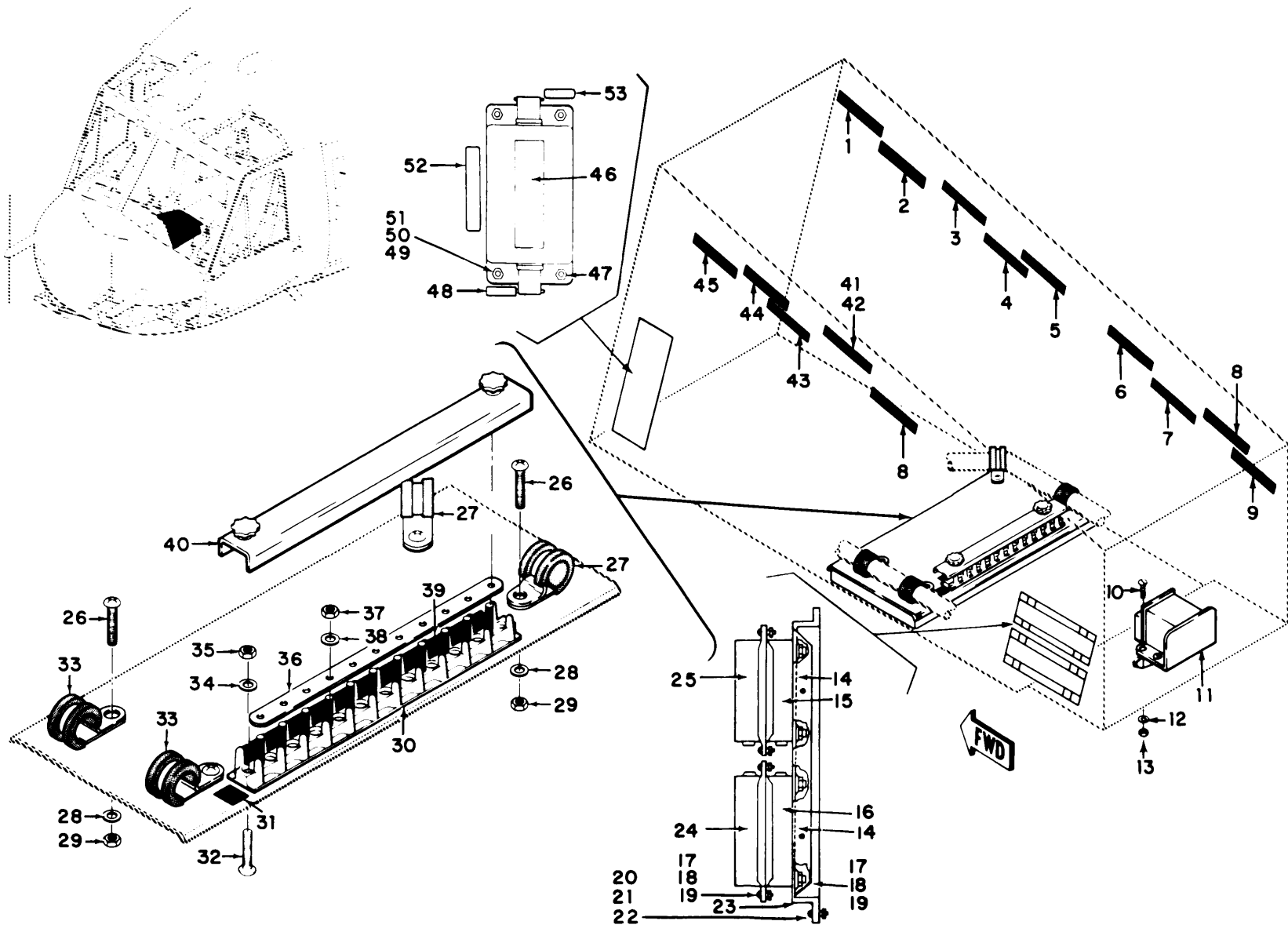
TM11-1520-210-20P

(1)	(2)	(3)	(4)	(5)	(6)
ITEM	SMR		PART		
NO	CODE	FSCM	NUMBER	DESCRIPTION AND USABLE ON CODE (UOC)	QTY
33	PAOHH	80058	C-3436A/ARN-30D	CONTROL,RADIO SET UOC:5LZ	1
35	XBOFF	97499	204-075-710-1	BLANK PANEL APX44 P UOC:5LZ	1

END OF FIGURE







TM 11-1520-210-20P

EL3EW095

Figure 42. Communications Installation Pedestal Box and Control Panel, 63-8739 thru 63-13002.

## SECTION II

TM11-1520-210-20P

(1) ITEM NO	(2) SMR CODE	(3) FSCM	(4) PART NUMBER	(5) DESCRIPTION AND USABLE ON CODE (UOC)	(6) QTY
				COMMUNICATIONS INSTALLATION PEDESTAL BOX AND CONTROL PANEL 63-8739 THROUGH 63-13002	
				FIGURE 42	
1	XBOZZ	97499	204-075-197-83	DECAL UOC: 5LZ	1
2	XBOZZ	97499	204-075-197-77	DECAL UOC: 5LZ	1
3	XBOZZ	97499	204-075-197-87	DECAL UOC: 5LZ	1
4	XBOZZ	97499	204-075-369-139	DECAL UOC: 5LZ	1
5	XBOZZ	97499	204-075-369-39	DECAL UOC: 5LZ	1
6	XBOZZ	97499	204-075-369-137	DECAL UOC: 5LZ	1
7	XBOZZ	97499	204-075-369-49	DECAL UOC: 5LZ	1
8	XBOZZ	97499	204-075-369-173	DECAL UOC: 5LZ	2
9	XBOZZ	97499	204-075-197-85	DECAL UOC: 5LZ	1
10	PAOZZ	96906	MS35206-244	SCREW, MACHINE UOC: 5LZ	4
11	PAOZZ	96906	MS24149D1	RELAY, ELECTROMAGNET UOC: 5LZ	1
12	PAOZZ	88044	AN960PD8L	WASHER, FLAT UOC: 5LZ	4
13	PAOZZ	96906	MS21042L08	NUT, SELF-LOCKING, EX UOC: 5LZ	4
15	XBOZZ	97499	1560-EG-035-1	DECAL UOC: 5LY, 5LZ	1
16	XBOZZ	97499	1560-EGS-035-2	DECAL UOC: 5LY, 5LZ	1
24	XBOZZ	97499	1560-EG-035-3	DECAL UOC: 5LY, 5LZ	1
25	XBOZZ	97499	1560-EG-035-4	DECAL UOC: 5LY, 5LZ	1
26	PAOZZ	96906	MS35207-263	SCREW, MACHINE UOC: 5LZ	4
27	PAOZZ	96906	MS25281-F7	CLAMP, LOOP UOC: 5LZ	2
28	PAOZZ	88044	AN960PD10L	WASHER, FLAT UOC: 5LZ	4
29	PAOZZ	96906	MS21042L3	NUT, SELF-LOCKING, EX UOC: 5LZ	4
32	PAOZZ	96906	MS35206-216	SCREW, MACHINE	2

## SECTION II

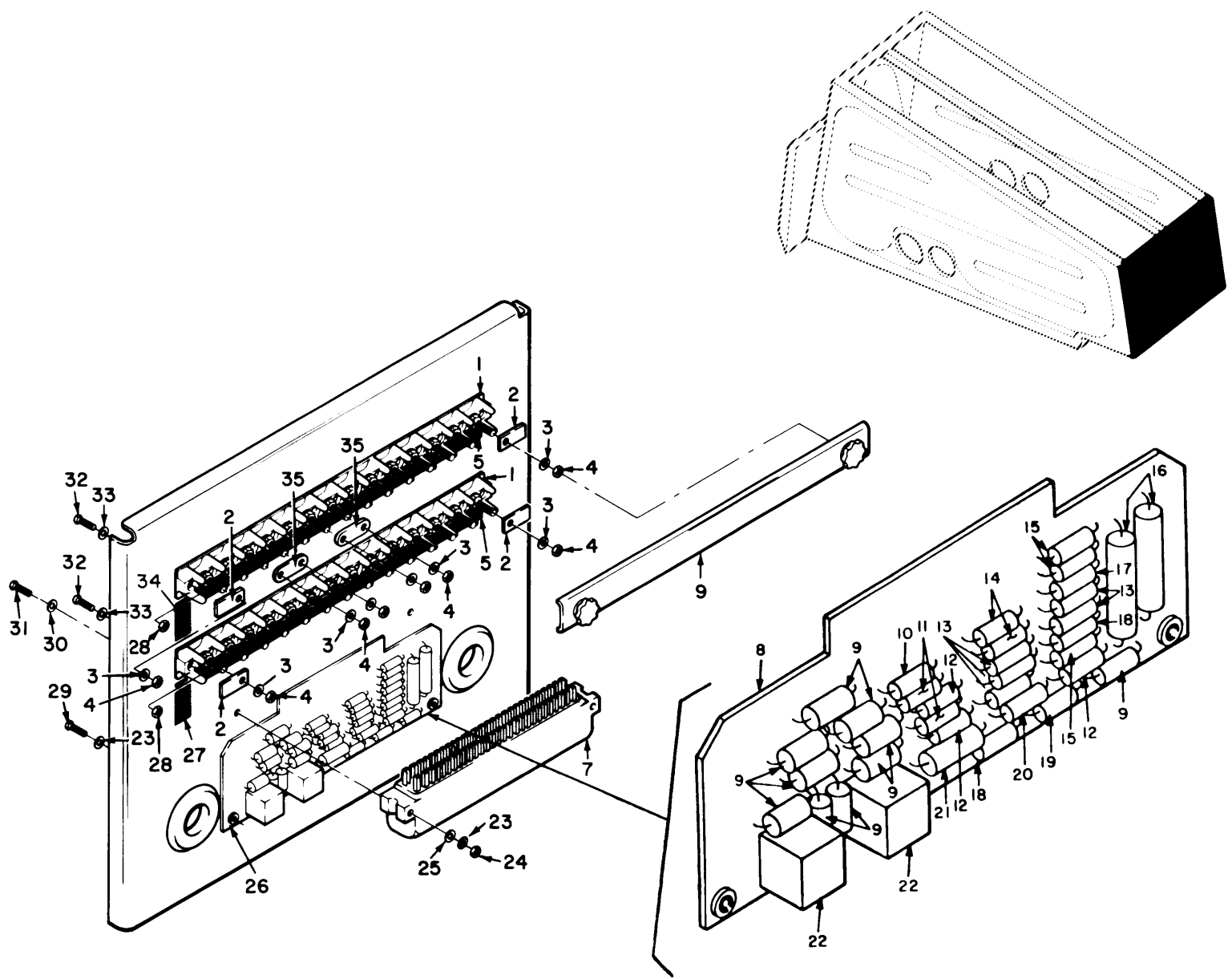
TM11-1520-210-20P

(1) ITEM NO	(2) SMR CODE	(3) FSCM	(4) PART NUMBER	(5) DESCRIPTION AND USABLE ON CODE (UOC)	(6) QTY
33	PAOZZ	96906	MS21919WDG14	UOC:5LZ CLAMP, LOOP	2
34	PAOZZ	88044	AN960PD4L	UOC:5LZ WASHER, FLAT	2
35	PAOZZ	96906	MS21042-04	UOC:5LZ NUT, SELF-LOCKING, EX	2
36	PAOZZ	96906	MS25226-2-11	UOC:5LZ LINK, TERMINAL CONNE	1
40	PAOZZ	96906	MS17777-1S11	UOC:5LZ COVER, TERMINAL BOAR	1
41	XBOZZ	97499	204-075-369-133	UOC:5LZ DECAL	1
42	XBOZZ	97499	204-075-369-177	VOC:5LZ DECAL	1
43	XBOZZ	97499	204-075-369-85	UOC:5LZ DECAL	1
44	XBOZZ	97499	204-075-369-65	UOC:5LZ DECAL	1
45	XBOZZ	97499	204-075-369-81	UOC:5LZ DECAL	1

END OF FIGURE



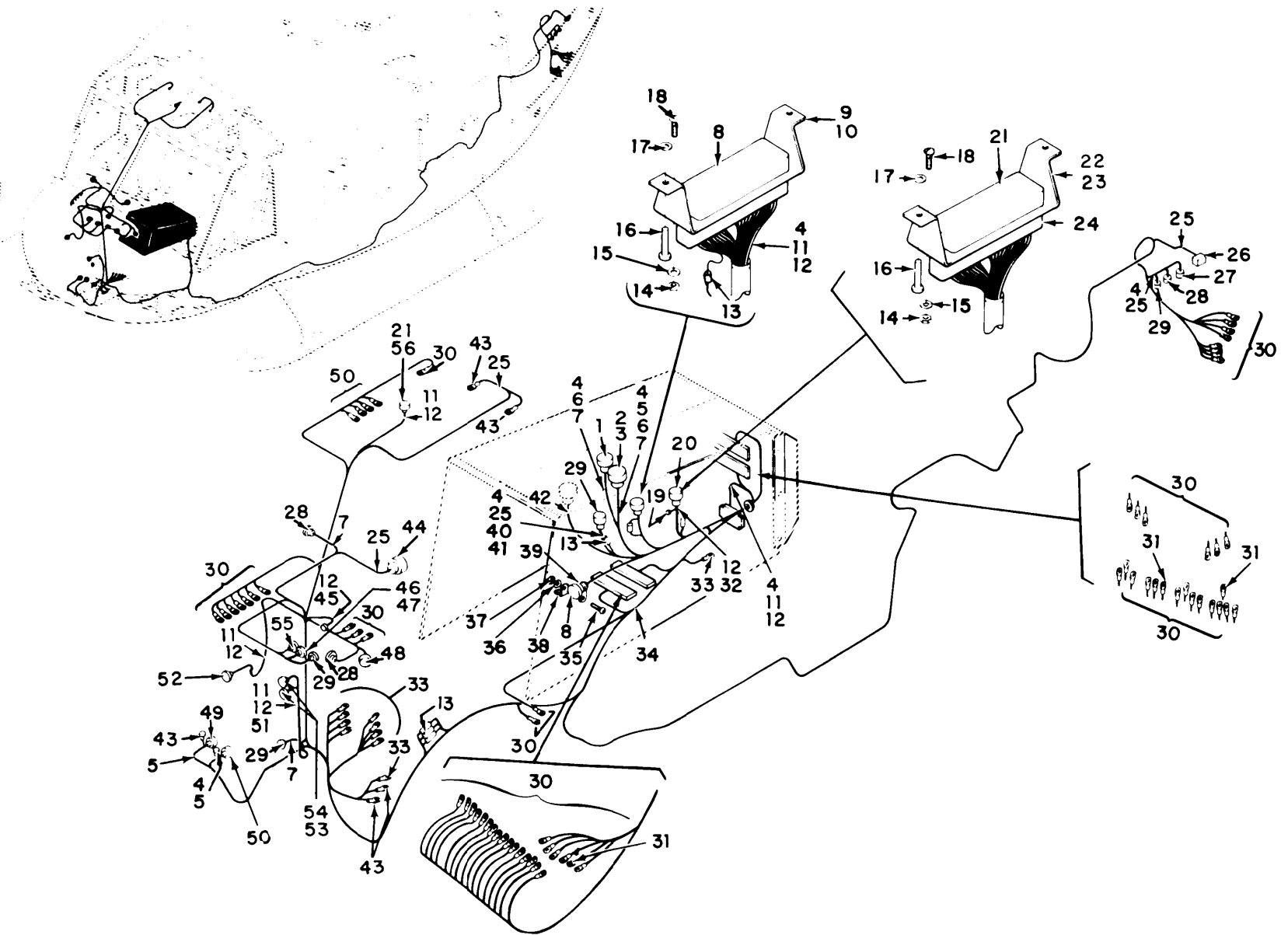
Figure 43. Communications Installation Pedestal, Junction Box and Control Panel.



EL3EW096

SECTION II			TM11-1520-210-20P		
(1)	(2)	(3)	(4)	(5)	(6)
ITEM	SMR		PART		
NO	CODE	FSCM	NUMBER	DESCRIPTION AND USABLE ON CODE (UOC)	QTY
				COMMUNICATIONS INSTALLATION PEDESTAL BOX AND CONTROL PANEL	
				FIGURE 43	
3	PAOZZ	88044	AN960-6	WASHER, FLAT UOC: 5LZ	28
4	PAOZZ	96906	MS21042L06	NUT, SELF-LOCKING, EX UOC: 5LZ	28
6	PAOZZ	96906	MS17777-1S14	COVER UOC: 5LZ	1
26	PAOZZ	97499	204-075-379-1	PRINTED CIRCUIT BOA UOC: 5LZ	2
28	PAOZZ	96906	MS21042-04	NUT, SELF-LOCKING, EX UOC: 5LZ	4
29	PAOZZ	88044	AN515-6R6	SCREW, MACHINE UOC: 5LZ	2
30	PAOZZ	88044	AN960B6	WASHER, FLAT UOC: 5LZ	2
32	PAOZZ	96906	MS35206-214	SCREW, MACHINE UOC: 5LZ	4
33	PAOZZ	88044	AN960PD4L	WASHER, FLAT UOC: 5LZ	4
				END OF FIGURE	

Figure 44. Communications Installation Pedestal, Junction Box and Control Panel, Cable Assembly 63-8739 thru 63-13002.





SECTION II			TM11-1520-210-20P		
(1)	(2)	(3)	(4)	(5)	(6)
ITEM	SMR		PART		
NO	CODE	FSCM	NUMBER	DESCRIPTION AND USABLE ON CODE (UOC)	QTY
				COMMUNICATIONS INSTALLATION PEDESTAL BOX AND CONTROL PANEL, CABLE ASSEMBLY 63-8739 THROUGH 13002	
				FIGURE 44	
16	PAOZZ	71286	5S5-5	STUD,TURNLOCK FASTE UOC:5LZ	4
18	PAOZZ	96906	MS35206-214	SCREW,MACHINE UOC:5LZ	4
35	PAOZZ	96906	MS35207-263	SCREW,MACHINE UOC:5LZ	1
36	PAOZZ	88044	AN960PD10L	WASHER,FLAT UOC:5LZ	1
37	PAOZZ	96906	MS21042L3	NUT,SELF-LOCKING,EX UOC:5LZ	1
38	PAOZZ	80070	20-032-1	BRACKET,ENGINE UOC:5LZ	1
39	PAOZZ	96906	MS21919WDG11	CLAMP,LOOP UOC:5LZ	1
				END OF FIGURE	

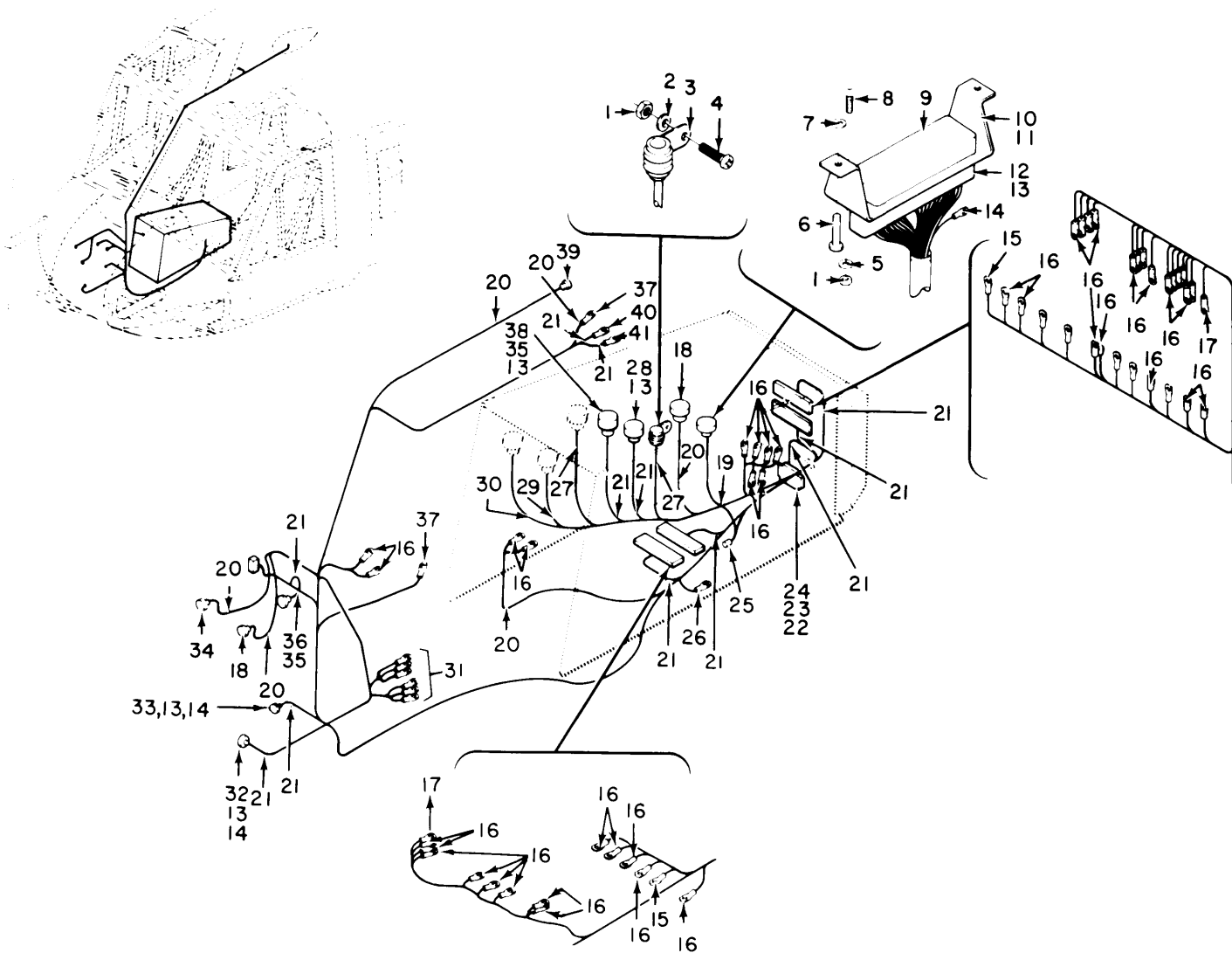
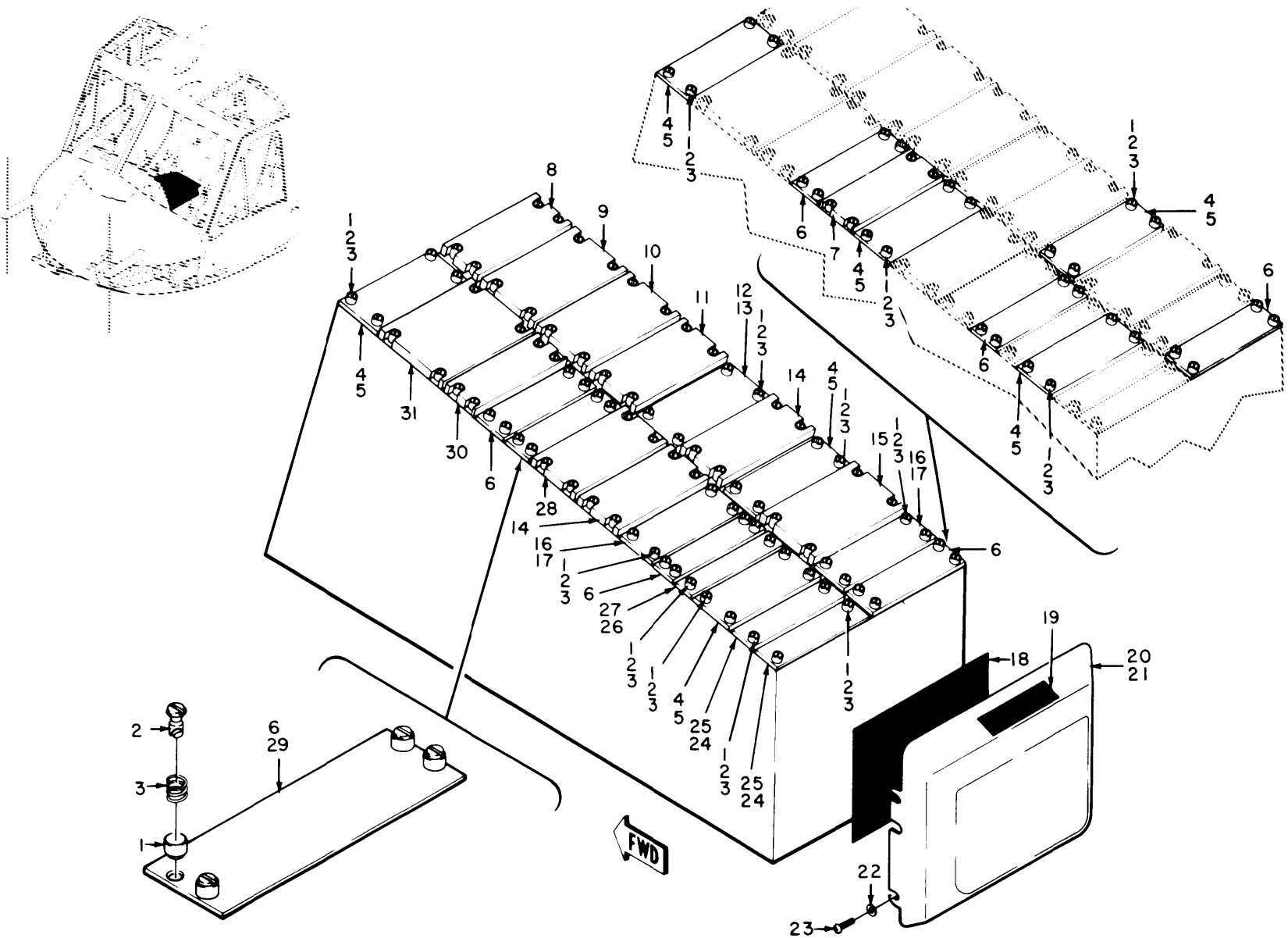


Figure 45. Communications Pedestal, Junction Box and Control Panel 63-9739 thru 63-13002.

EL3EW098

SECTION II		TM11-1520-210-20P			
(1)	(2)	(3)	(4)	(5)	(6)
ITEM	SMR		PART		
NO	CODE	FSCM	NUMBER	DESCRIPTION AND USABLE ON CODE (UOC)	QTY
				COMMUNICATIONS INSTALLATION PEDESTAL BOX AND CONTROL PANEL, 63-9739 THROUGH 63-13002	
				FIGURE 45	
1	PAOZZ	96906	MS21042L3	NUT, SELF-LOCKING, EX UOC: 5LZ	3
2	PAOZZ	88044	AN960PD10L	WASHER, FLAT UOC: 5LZ	1
3	PAOZZ	96906	MS21919WDG20	CLAMP, LOOP UOC: 5LZ	1
4	PAOZZ	96906	MS35207-263	SCREW, MACHINE UOC: 5LZ	1
8	PAOZZ	96906	MS35206-214	SCREW, MACHINE UOC: 5LZ	2
				END OF FIGURE	



EL3EW099

Figure 46. Communications Installation Pedestal, Junction Box and Control Panel Assembly 64-13492 thru 64-13901.

## SECTION II

TM11-1520-210-20P

(1)	(2)	(3)	(4)	(5)	(6)
ITEM	SMR		PART		
NO	CODE	FSCM	NUMBER	DESCRIPTION AND USABLE ON CODE (UOC)	QTY
				COMMUNICATIONS INSTALLATION PEDESTAL BOX AND CONTROL PANEL, ASSEMBLY 64-13492 THROUGH 64-13901	
				FIGURE 46	
4	PAOZZ	97499	204-075-266-1	PANEL, BLANK UOC:5LZ	7
6	XBOFF	97499	204-075-266-25	PANEL, BLANK UOC:5LZ	7
7	PDOHH	80058	614U6	CONTROL PANEL UOC:5LZ	1
9	XBOZZ	96182	141-10450-045	PANEL, FAULT-FUNCTIO UOC:5LZ	1
10	XBOZZ	97499	205-075-205-3	CONTROL PANEL UOC:5LZ	1
12	XBOFF	97499	204-075-266-9	PANEL, BLANK UOC:5LZ	1
14	XBODD	80058	C-1611/AIC	CONTROL, INTERCOMMUN UOC:5LZ	2
15	PAODD	80058	C-2275/ARN	CONTROL, RECEIVER UOC:5LZ	1
16	PAOZZ	97499	204-075-266-37	PANEL, BLANK UOC:5LZ	2
18	XBOZZ	97499	204-075-549-1	DECAL UOC:5LZ	1
19	XBOZZ	97499	204-075-394-7	DECAL UOC:5LZ	1
20	PAOZZ	97499	204-075-548-1	COVER, JUNCTION BOX UOC:5LZ	1
21	XAOZZ	97499	204-075-548-3	COVER UOC:5LZ	1
22	PAOZZ	88044	AN960PD10L	WASHER, FLAT UOC:5LZ	4
23	PAOZZ	96906	MS35207-263	SCREW, MACHINE UOC:5LZ	4
27	PAOZZ	97499	204-075-266-41	PANEL, BLANK UOC:5LZ	1
28	PAOFF	80058	C-6287/ARC-51BX	CONTROL, RADIO SET OR UOC:5LZ	1
28	XBODD	80058	C-4677/ARC-51X	CONTROL, RADIO SET UOC:5LZ	1
30	XBODD	80063	SM-B-692590	RADIO SET AN/ARC115 UOC:5LY, 5LZ	1
31	PAOHH	80058	C-2714/APX-44	CONTROL, TRANSPONDER UOC:5LZ	1
				END OF FIGURE	

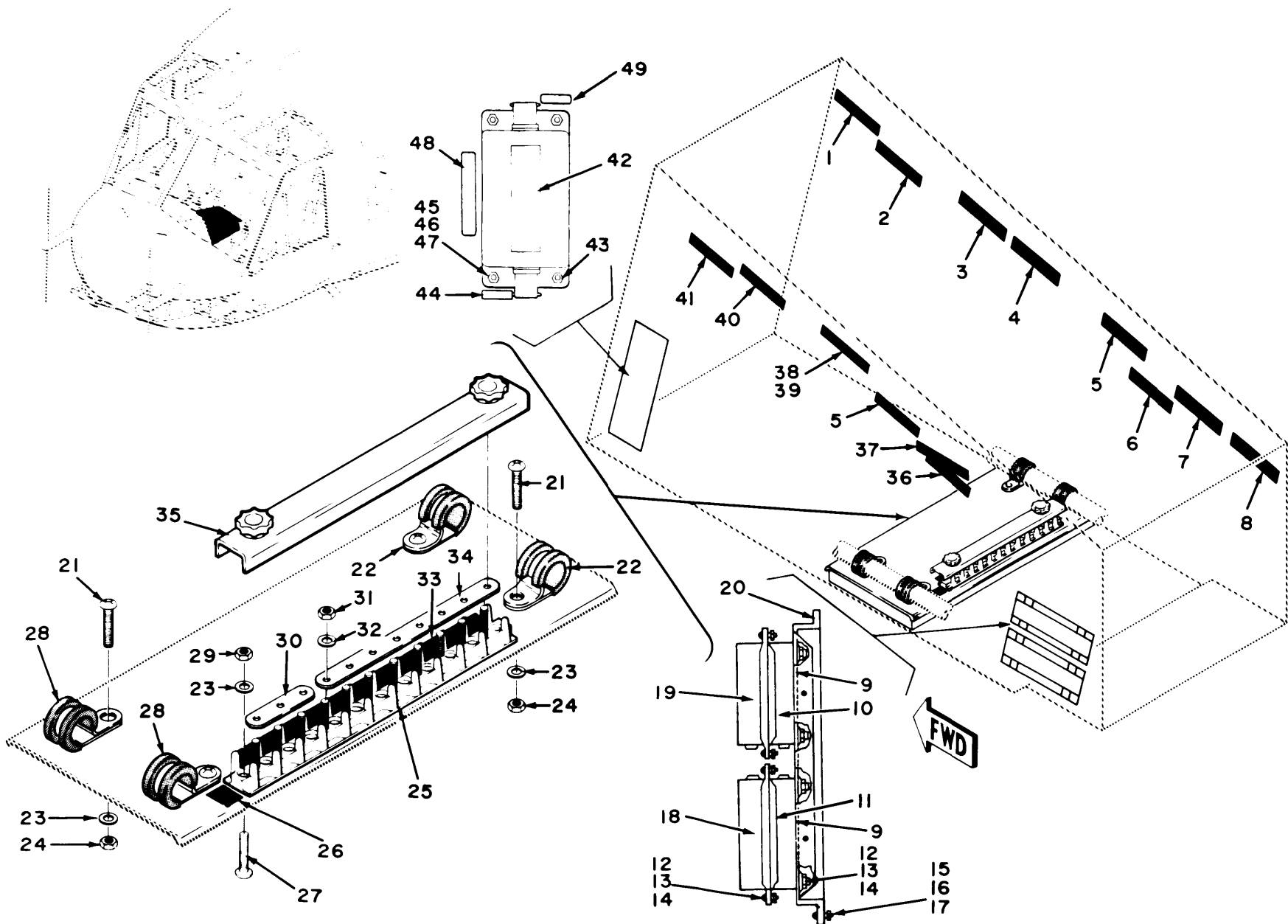


Figure 47. Communications Installation Pedestal Box and Control Panel, Terminal Board 64-13492 thru 64-13901.

## SECTION II

TM11-1520-210-20P

(1)	(2)	(3)	(4)	(5)	(6)
ITEM	SMR		PART		
NO	CODE	FSCM	NUMBER	DESCRIPTION AND USABLE ON CODE (UOC)	QTY
				COMMUNICATIONS INSTALLATION PEDESTAL BOX AND CONTROL PANEL, TERMINAL BOARD 64-13492 THROUGH 64-13901	
				FIGURE 47	
1	XBOZZ	97499	204-075-197-88	DECAL UOC: 5LZ	1
2	XBOZZ	97499	204-075-197-77	DECAL UOC: 5LZ	1
3	XBOZZ	97499	204-075-197-87	DECAL UOC: 5LZ	1
4	XBOZZ	97499	204-075-369-165	DECAL UOC: 5LZ	1
5	XBOZZ	97499	204-075-369-173	DECAL UOC: 5LZ	2
6	XBOZZ	97499	204-075-369-167	DECAL UOC: 5LZ	1
7	XBOZZ	97499	204-075-369-49	DECAL UOC: 5LZ	1
8	XBOZZ	97499	204-075-197-85	DECAL UOC: 5LZ	1
10	XBOZZ	97499	1560-EG-035-1	DECAL UOC: 5LY, 5LZ	1
11	XBOZZ	97499	1560-EGS-035-2	DECAL UOC: 5LY, 5LZ	1
15	PAOZZ	96906	MS35206-246	SCREW, MACHINE UOC: 5LY, 5LZ	1
18	XBOZZ	97499	1560-EG-035-3	DECAL UOC: 5LY, 5LZ	1
19	XBOZZ	97499	1560-EG-035-4	DECAL UOC: 5LY, 5LZ	1
21	PAOZZ	96906	MS35207-263	SCREW, MACHINE UOC: 5LZ	4
22	PAOZZ	96906	MS21919WDG13	CLAMP, LOOP UOC: 5LZ	2
23	PAOZZ	88044	AN960PD10L	WASHER, FLAT UOC: 5LZ	6
24	PAOZZ	96906	MS21042L3	NUT, SELF-LOCKING, EX UOC: 5LZ	4
27	PAOZZ	96906	MS35206-216	SCREW, MACHINE UOC: 5LZ	2
28	PAOZZ	96906	MS21919WDG14	CLAMP, LOOP UOC: 5LZ	2
29	PAOZZ	96906	MS21042-04	NUT, SELF-LOCKING, EX UOC: 5LZ	2
34	PAOZZ	96906	MS25226-2-8	LINK, TERMINAL CONNE UOC: 5LZ	1
35	PAOZZ	96906	MS17777-1S11	COVER, TERMINAL BOAR	1

## SECTION II

TM11-1520-210-20P

(1) ITEM NO	(2) SMR CODE	(3) FSCM	(4) PART NUMBER	(5) DESCRIPTION AND USABLE ON CODE (UOC)	(6) QTY
36	XBOZZ	97499	204-075-162-81	UOC:5LZ DECAL	1
37	XBOZZ	97499	205-075-339-1	UOC:5LZ DECAL	1
38	XBOZZ	97499	204-075-369-177	UOC:5LZ DECAL	1
39	XBOZZ	97499	204-075-369-171	UOC:5LZ DECAL U/O 205-075-3	1
40	XBOZZ	97499	205-075-369-65	UOC:5LZ DECAL	1
41	XBOZZ	97499	204-075-369-81	UOC:5LZ DECAL	1

END OF FIGURE





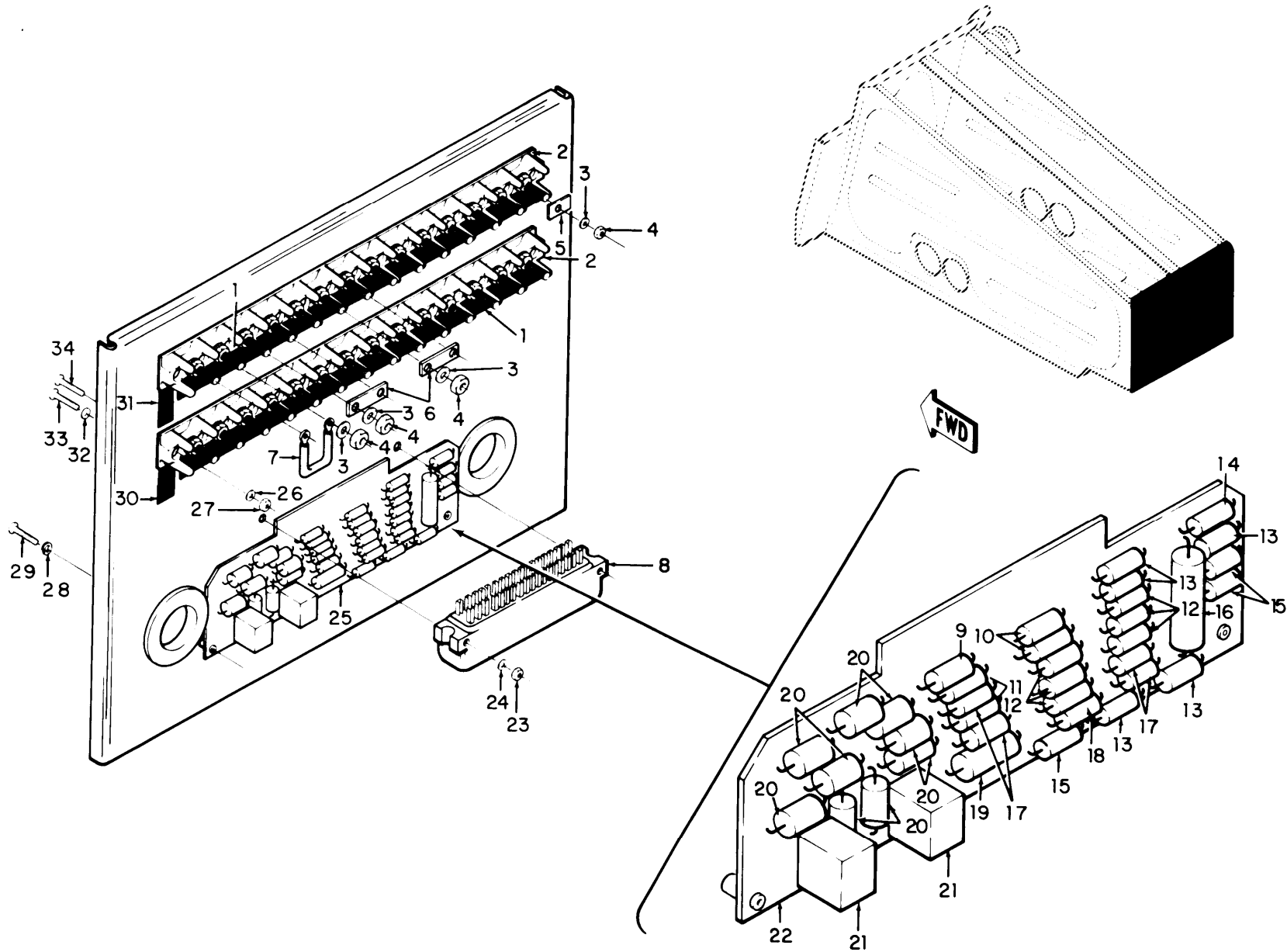


Figure 48. Communications Installation Pedestal, Junction Box and Control Panel, Circuit Card Assembly 64-13492 thru 64.13901.

EL3EW101

## SECTION II

TM11-1520-210-20P

(1) ITEM NO	(2) SMR CODE	(3) FSCM	(4) PART NUMBER	(5) DESCRIPTION AND USABLE ON CODE (UOC)	(6) QTY
				COMMUNICATIONS INSTALLATION PEDESTAL BOX AND CONTROL PANEL, CIRCUIT CARD ASSEMBLY 64-13492 THROUGH 64-13901	
				FIGURE 48	
22	XAOZZ	97499	204-075-395-1	BOARD ASSEMBLY UOC:5LZ	1
26	PAOZZ	88044	AN960PD4L	WASHER, FLAT UOC:5LZ	4
27	PAOZZ	96906	MS21042-04	NUT, SELF-LOCKING, EX UOC:5LZ	4
34	PAOZZ	96906	MS35206-214	SCREW, MACHINE UOC:5LZ	4
				END OF FIGURE	

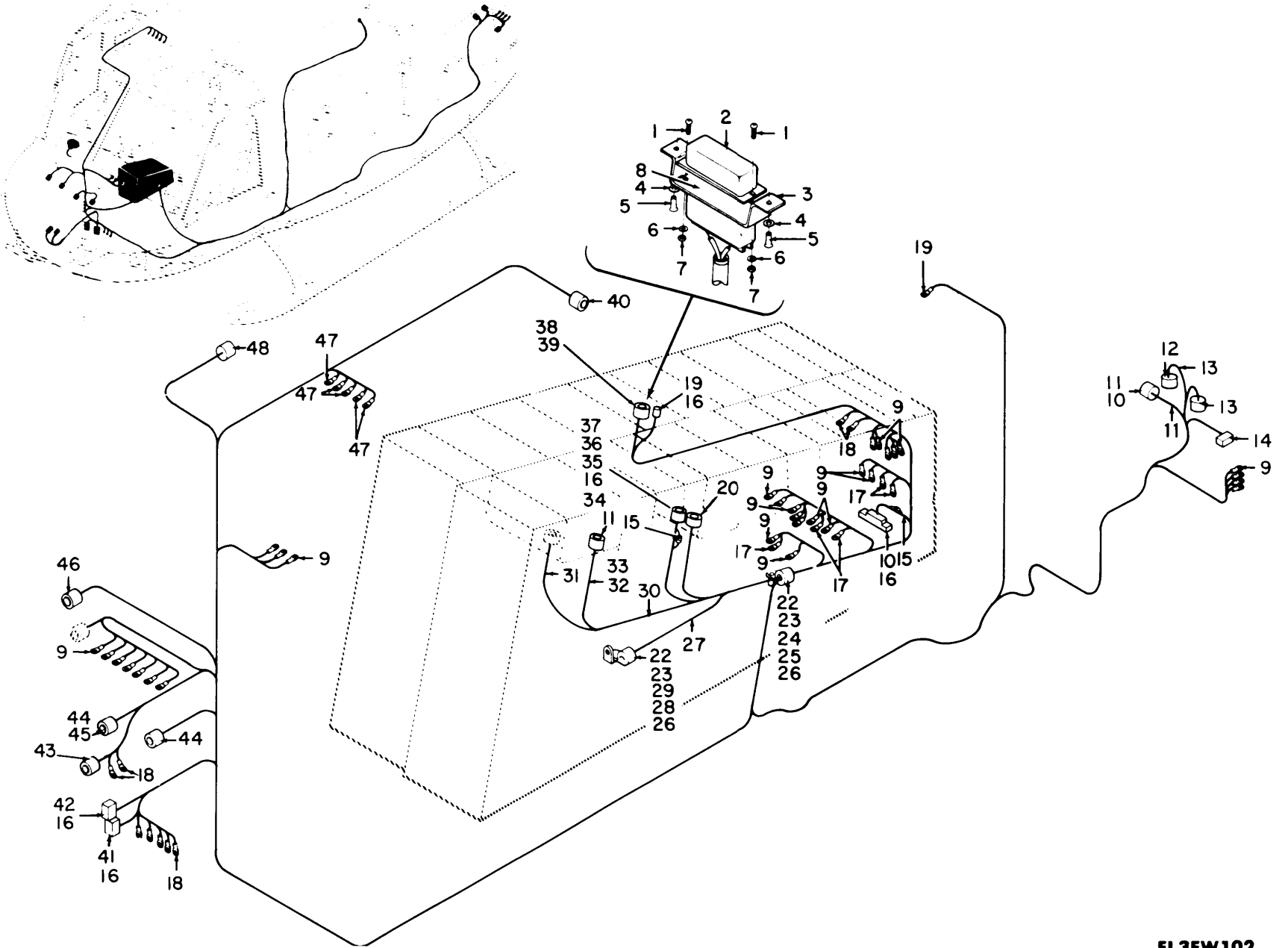


Figure 49. Communications Installation Pedestal, Junction Shell and Control Panel 64-13492 thru 64-13901

SECTION II			TM11-1520-210-20P		
(1)	(2)	(3)	(4)	(5)	(6)
ITEM	SMR		PART		
NO	CODE	FSCM	NUMBER	DESCRIPTION AND USABLE ON CODE (UOC)	QTY
				COMMUNICATIONS INSTALLATION PEDESTAL BOX, JUNCTION SHELL, AND CONTROL PANEL 64-13492 THROUGH 64-13901	
				FIGURE 49	
1	PAOZZ	96906	MS35206-214	SCREW, MACHINE UOC: 5LZ	2
22	PAOZZ	96906	MS21042L3	NUT, SLEF-LOCKING, EX UOC: 5LZ	1
23	PAOZZ	88044	AN960PD10L	WASHER, FLAT UOC: 5LZ	1
24	PAOZZ	96906	MS35207-267	SCREW, MACHINE UOC: 5LZ	1
25	PAOZZ	18876	8022653	SPACER, SLEEVE UOC: 5LZ	1
26	PAOZZ	96906	MS21919WDG10	CLAMP, LOOP UOC: 5LZ	2
28	PAOZZ	80070	20-032-1	BRACKET, ENGINE UOC: 5LZ	1
29	PAOZZ	96906	MS35207-263	SCREW, MACHINE UOC: FGK, 5LZ	1
				END OF FIGURE	

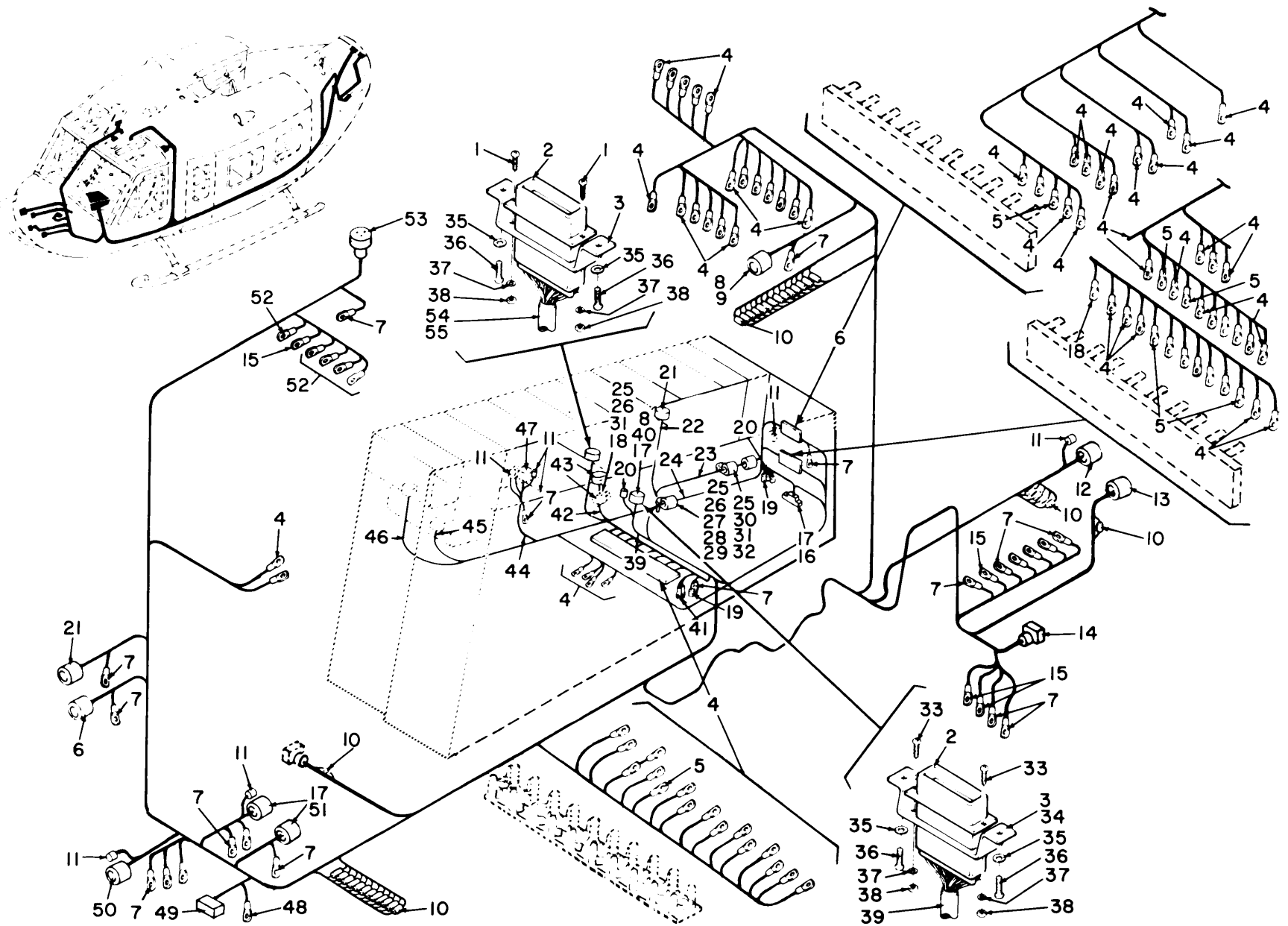
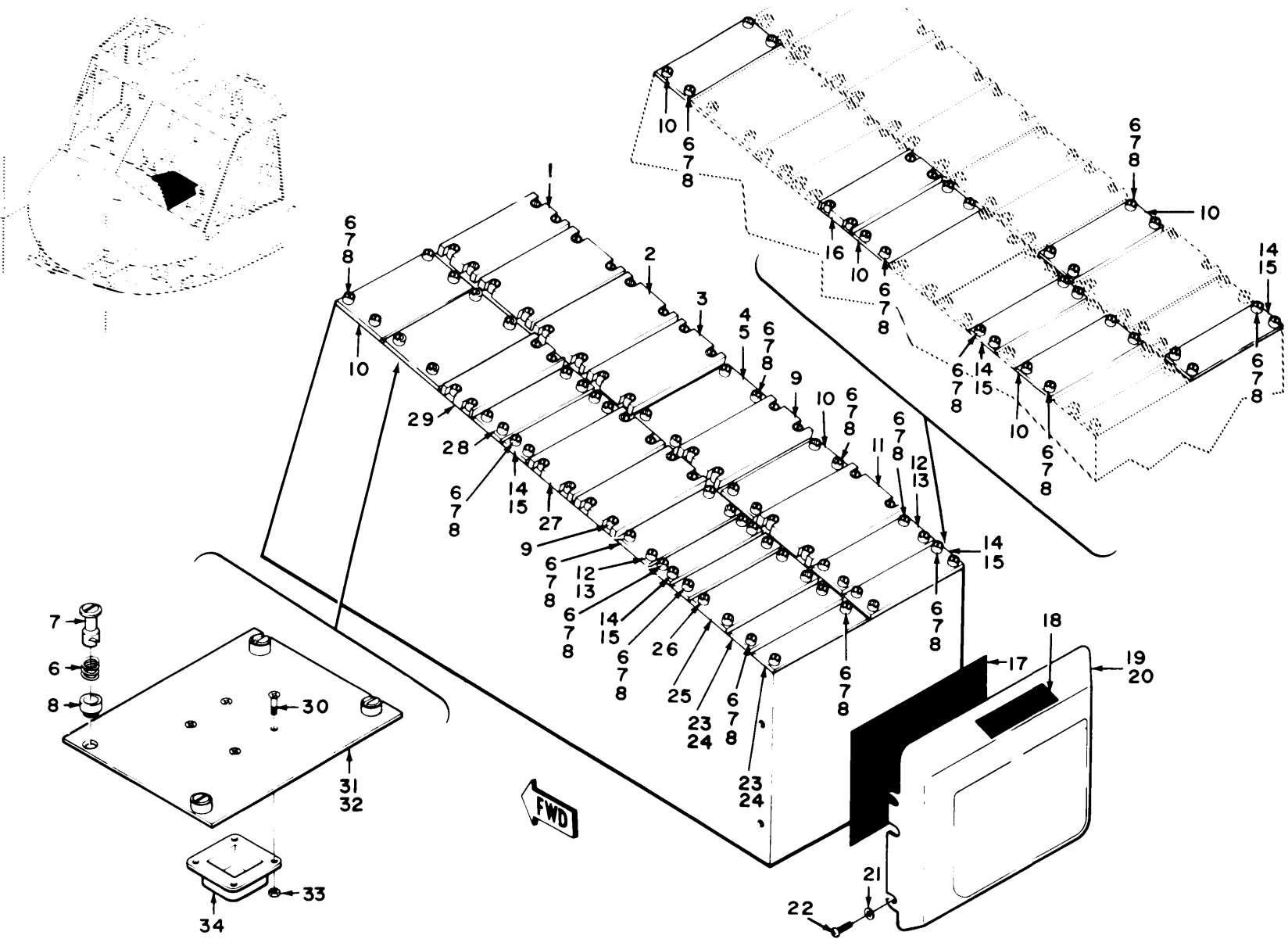


Figure 50. Communications Installation Pedestal, Junction Box and Control Panel 64-13492 thru 64-13901.

EL3EW103

SECTION II			TM11-1520-210-20P		
(1)	(2)	(3)	(4)	(5)	(6)
ITEM	SMR		PART		
NO	CODE	FSCM	NUMBER	DESCRIPTION AND USABLE ON CODE (UOC)	QTY
				COMMUNICATIONS INSTALLATION PEDESTAL BOX AND CONTROL PANEL 64-13492 THROUGH 64-13401	
				FIGURE 50	
18	PAOZZ	96906	MS21919DG20	CLAMP, LOOP UOC: 5LZ	1
26	PAOZZ	88044	AN960PD10L	WASHER, FLAT UOC: 5LZ	2
27	PAOZZ	96906	MS35207-267	SCREW, MACHINE UOC: 5LZ	1
28	PAOZZ	18876	8022653	SPACER, SLEEVE UOC: 5LZ	1
29	PAOZZ	96906	MS21919WDG10	CLAMP, LOOP UOC: 5LZ	1
31	PAOZZ	96906	MS35207-263	SCREW, MACHINE UOC: 5LZ	2
32	PAOZZ	96906	MS21919WDG8	CLAMP, LOOP UOC: 5Z	1
33	PAOZZ	96906	MS35206-214	SCREW, MACHINE UOC: 5LZ	2
				END OF FIGURE	



EL3EW104

Figure 51. Communications Installation Pedestal, Junction Box and Control Panel 65-9565 thru 65-10135, 65-12773 thru 65-12847 thru 65-12852, 65-12857 thru 65-12895.



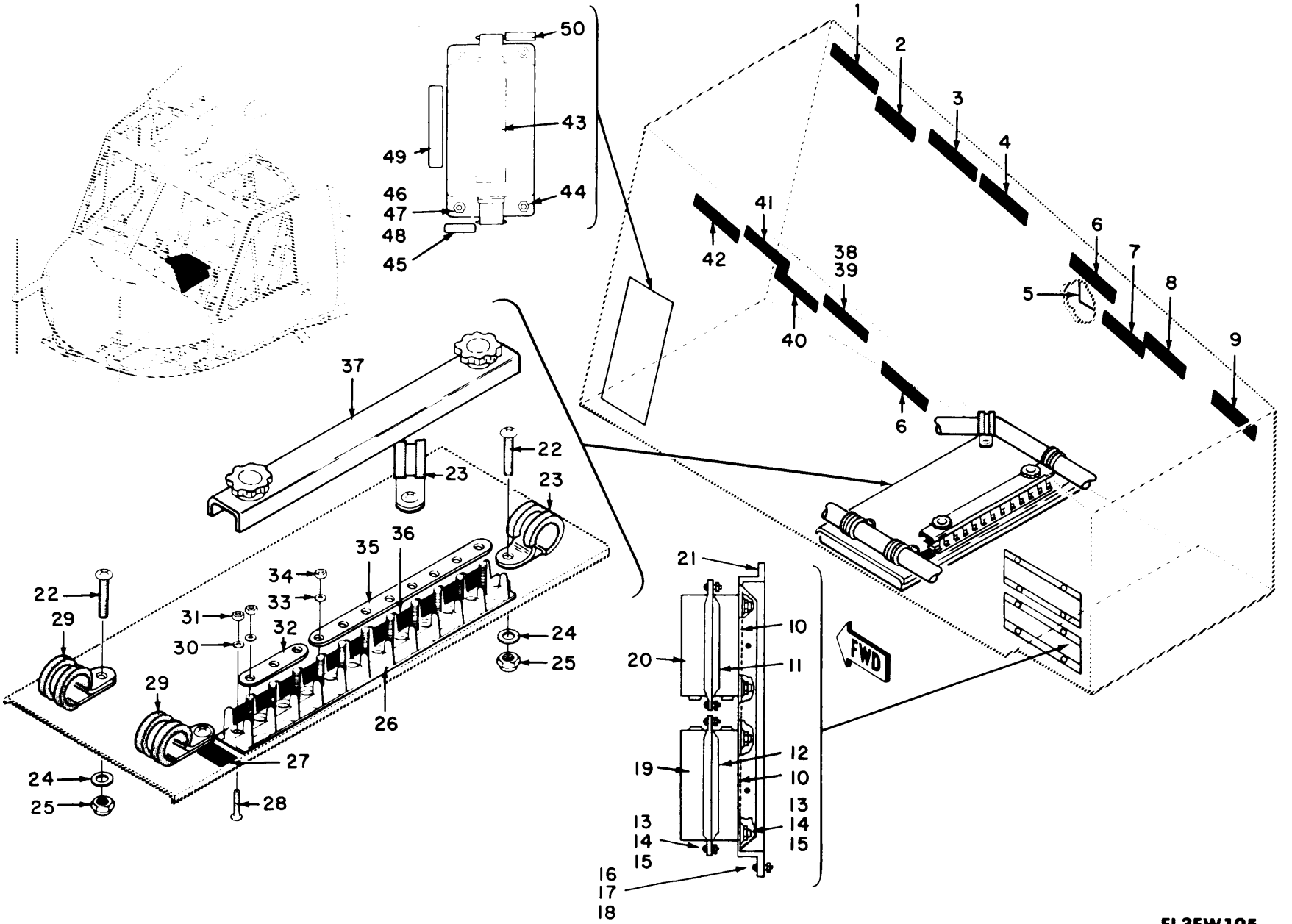
## SECTION II

TM11-1520-210-20P

(1)	(2)	(3)	(4)	(5)	(6)
ITEM	SMR		PART		
NO	CODE	FSCM	NUMBER	DESCRIPTION AND USABLE ON CODE (UOC)	QTY
				COMMUNICATIONS INSTALLATION PEDESTAL BOX AND CONTROL PANEL 65-9565 THRU 65-10135, 65-12773, THRU 65-122776 65-12847 THRU 12852, 65-12857 THRU 65-12895	
				FIGURE 51	
4	XBOFF	97499	204-075-266-9	PANEL, BLANK UOC:5LZ	1
9	XBODD	80058	C-1611/AIC	CONTROL, INTERCOMMUN UOC:5LZ	2
10	PAOZZ	97499	204-075-266-1	PANEL, BLANK UOC:5LZ	6
11	PAODD	80058	C-2275/ARN	CONTROL, RECEIVER UOC:5LZ	1
13	PAOZZ	97499	204-075-266-37	PANEL, BLANK UOC:5LZ	2
15	XBOFF	97499	204-075-266-25	PANEL, BLANK UOC:5LZ	3
16	XBOHH	80058	C-4074/ARC-73	CONTROL, RADIO SET UOC:5LZ	1
17	XBOZZ	97499	205-075-349-1	DECAL UOC:5LZ	1
18	XBOZZ	97499	204-075-549-1	DECAL UOC:5LZ	1
19	PAOZZ	97499	204-075-548-1	COVER, JUNCTION BOX UOC:5LZ	1
20	XAOZZ	97499	204-075-548-3	COVER UOC:5LZ	1
21	PAOZZ	88044	AN960PD10L	WASHER, FLAT UOC:5LZ	4
22	PAOZZ	96906	MS35207-263	SCREW, MACHINE UOC:5LZ	4
25	PAOZZ	97499	204-075-266-53	PANEL ASSEMBLY AN/ARC114 UOC:5LY, 5LZ	1
26	PAOZZ	97499	1560-UH1-653	RADIO SELECT CONTRO UOC:5LY, 5LZ	1
28	XBOHH	80058	C-4209/ARC	CONTROL, RADIO SET UOC:5LZ	1
29	PAOHH	80058	C-3436A/ARN-30D	CONTROL, RADIO SET UOC:5LZ	1
31	XBOFF	97499	204-075-710-1	PANEL ASSEMBLY, BLAN UOC:5LZ	1

END OF FIGURE

Figure 52. Communications Installation Pedestal Box, Terminal Board Assembly, and Control Panel 65-9565 thru 65-12895.



TM 11-1520-210-20P

EL3EW105

## SECTION II

TM11-1520-210-20P

(1) ITEM NO	(2) SMR CODE	(3) FSCM	(4) PART NUMBER	(5) DESCRIPTION AND USABLE ON CODE (UOC)	(6) QTY
				COMMUNICATIONS INSTALLATION PEDESTAL BOX, TERMINAL BOARD ASSEMBLY, AND CONTROL PANEL 65-9565 THROUGH 65-12895	
				FIGURE 52	
1	XBOZZ	97499	204-075-197-175	DECAL UOC: 5LZ	1
2	XBOZZ	97499	204-075-197-77	DECAL UOC: 5LZ	1
3	XBOZZ	97499	204-075-197-87	DECAL UOC: 5LZ	1
4	XBOZZ	97499	204-075-369-165	DECAL UOC: 5LZ	1
5	XBOZZ	97499	205-075-339-1	DECAL UOC: 5LZ	1
6	XBOZZ	97499	204-075-369-173	DECAL UOC: 5LZ	2
7	XBOZZ	97499	204-075-369-167	DECAL UOC: 5LZ	1
8	XBOZZ	97499	204-075-369-49	DECAL UOC: 5LZ	1
9	XBOZZ	97499	204-075-197-85	DECAL UOC: 5LZ	1
11	XBOZZ	97499	1560-EG-035-1	DECAL UOC: 5LY, 5LZ	1
12	XBOZZ	97499	1560-EGS-035-2	DECAL UOC: 5LY, 5LZ	1
16	PAOZZ	96906	MS35206-246	SCREW, MACHINE UOC: 5LY, 5LZ	1
19	XBOZZ	97499	1560-EG-035-3	DECAL UOC: 5LY, 5LZ	1
20	XBOZZ	97499	1560-EG-035-4	DECAL UOC: 5LY, 5LZ	1
23	PAOZZ	96906	MS21919WDG13	CLAMP, LOOP UOC: 5LZ	2
28	PAOZZ	96906	MS35206-216	SCREW, MACHINE UOC: 5LZ	2
29	PAOZZ	96906	MS21919WDG15	CLAMP, LOOP UOC: 5LZ	2
35	PAOZZ	96906	MS25226-2-8	LINK, TERMINAL CONNE UOC: 5LZ	1
37	PAOZZ	96906	MS18029-11S20	COVER, TERMINAL BOAR UOC: 5LZ	1
38	XBOZZ	97499	204-075-369-171	DECAL UOC: 5LZ	1
39	XBOZZ	97499	204-075-369-177	DECAL UOC: 5LZ	1
40	XBOZZ	97499	204-075-369-85	DECAL	1

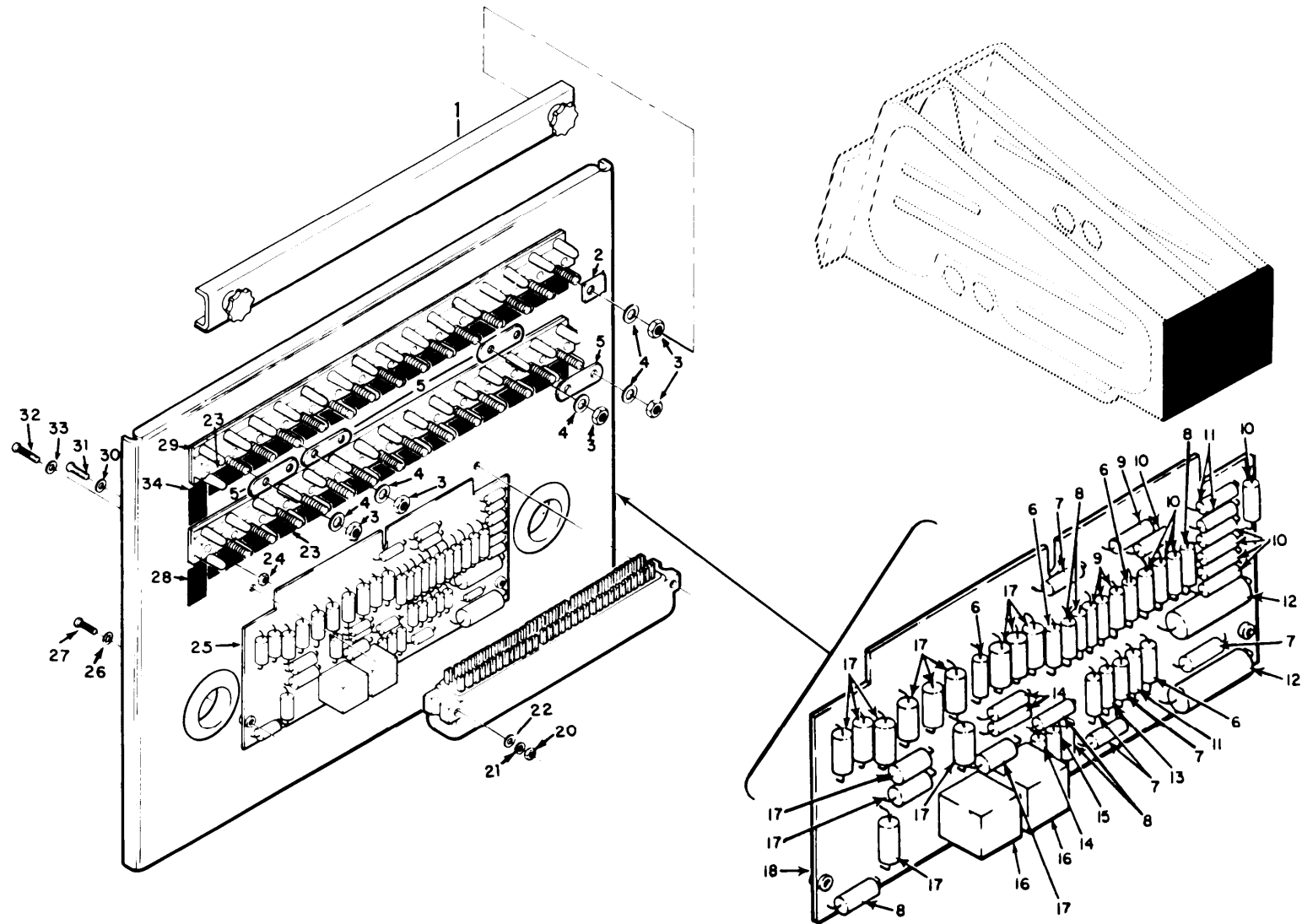
## SECTION II

TM11-1520-210-20P

(1)	(2)	(3)	(4)	(5)	(6)
ITEM	SMR		PART		
NO	CODE	FSCM	NUMBER	DESCRIPTION AND USABLE ON CODE (UOC)	QTY
41	XBOZZ	97499	204-075-369-65	UOC:5LZ DECAL	1
42	XBOZZ	97499	204-075-369-81	UOC:5LZ DECAL UOC:5LZ	1

END OF FIGURE





EL3EW106

Figure 53. Communications Installation Pedestal, Impedance Matching Network and Control Panel 65-9565 thru 65-12895.

## SECTION II

TM11-1520-210-20P

(1) ITEM NO	(2) SMR CODE	(3) FSCM	(4) PART NUMBER	(5) DESCRIPTION AND USABLE ON CODE (UOC)	(6) QTY
				COMMUNICATIONS INSTALLATION PEDESTAL BOX, IMPEDANCE MATCHING NETWORK AND CONTROL PANEL 65-9565 THROUGH 65-12895	
				FIGURE 53	
1	PAOZZ	96906	MS18029-11S20	COVER, TERMINAL BOAR UOC: 5LZ	1
18	XAOHH	97499	204-075-398-1	BOARD ASSEMBLY UOC: 5LZ	1
31	PAOZZ	96906	MS35206-214	SCREW, MACHINE UOC: 5LZ	4
				END OF FIGURE	

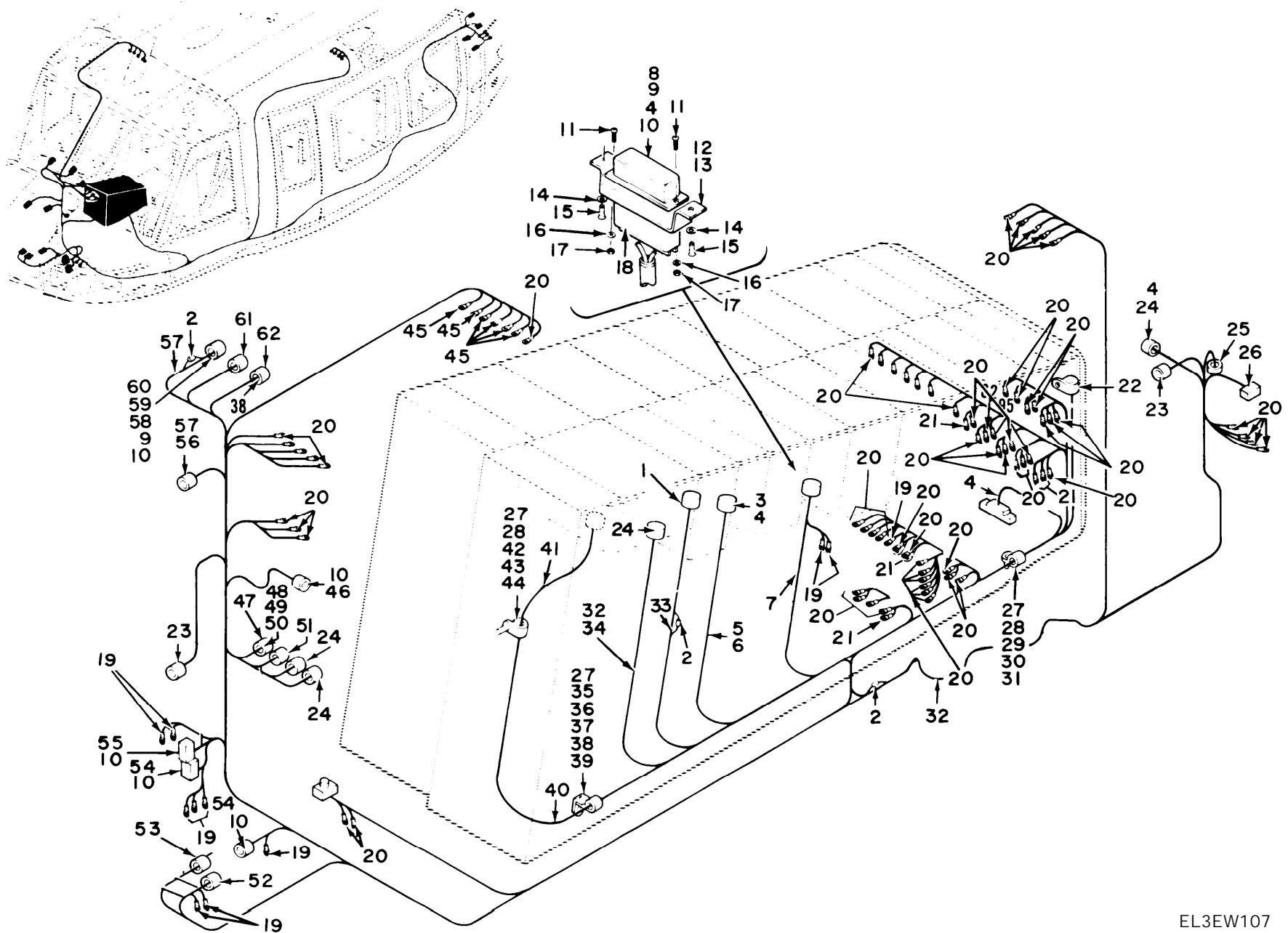


Figure 54. Communications Installation Pedestal, Junction Box and Control Panel 65-9665 thru 65-12895.



SECTION II			TM11-1520-210-20P		
(1)	(2)	(3)	(4)	(5)	(6)
ITEM	SMR		PART		
NO	CODE	FSCM	NUMBER	DESCRIPTION AND USABLE ON CODE (UOC)	QTY
				COMMUNICATIONS INSTALLATION PEDESTAL BOX AND CONTROL PANEL 65-9665 THROUGH 65-12895	
				FIGURE 54	
11	PAOZZ	96906	MS35206-214	SCREW, MACHINE UOC: 5LZ	2
22	PAOZZ	96906	MS21919WDG9	CLAMP, LOOP UOC: 5LZ	1
29	PAOZZ	96906	MS35207-267	SCREW, MACHINE UOC: 5LZ	1
30	PAOZZ	18876	8022653	SPACER, SLEEVE UOC: 5LZ	1
31	PAOZZ	96906	MS21919WDG10	CLAMP, LOOP UOC: 5LZ	1
35	XBOZZ	24446	N80P16018C6	SCREW, MACHINE UOC: 5LZ	1
36	PAOZZ	13499	124-3003-103	SPACER, SLEEVE UOC: 5LZ	1
37	PAOZZ	18876	8521063	BRACKET, ANGLE UOC: 5LZ	1
39	PAOZZ	96906	MS21919WDG16	CLAMP, LOOP UOC: 5LZ	1
43	PAOZZ	18876	8168041	SPACER, SLEEVE UOC: 5LZ	1
				END OF FIGURE	

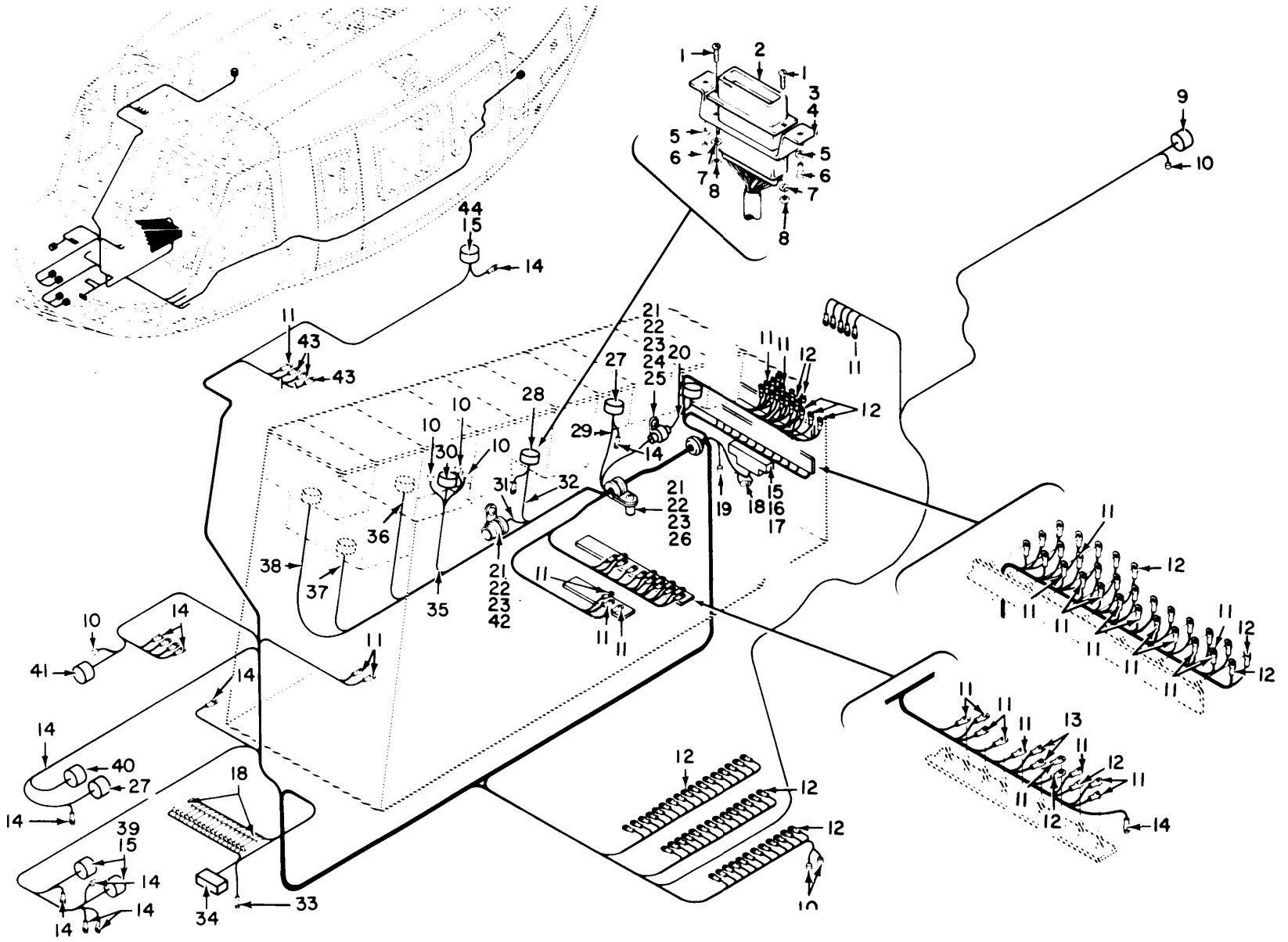
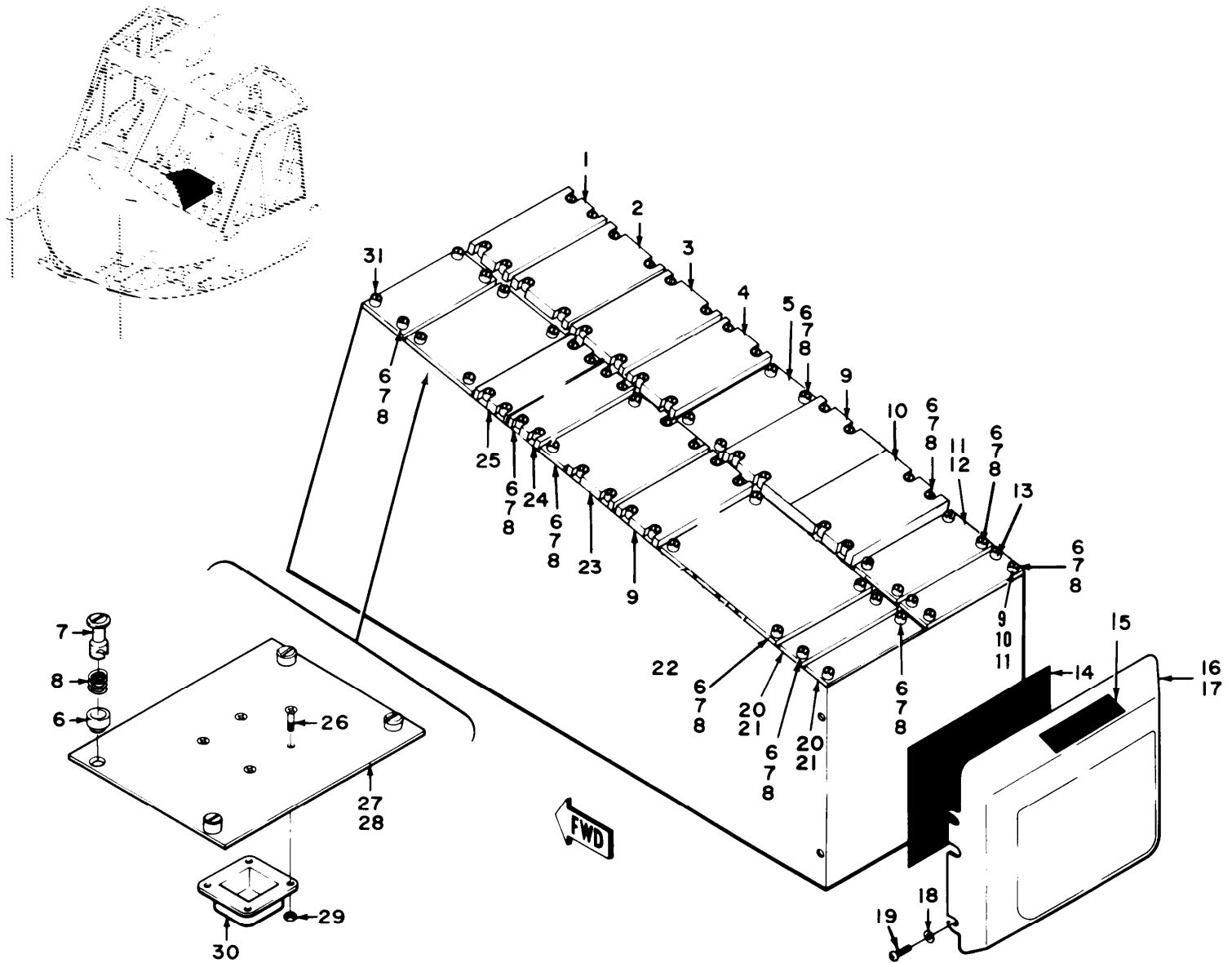


Figure 55. Communications Installation Pedestal, Junction Shell and Control Panel 65-9565 thru 65-12895.

EL3EW108

SECTION II			TM11-1520-210-20P		
(1)	(2)	(3)	(4)	(5)	(6)
ITEM	SMR		PART		
NO	CODE	FSCM	NUMBER	DESCRIPTION AND USABLE ON CODE (UOC)	QTY
				COMMUNICATIONS INSTALLATION PEDESTAL BOX, JUNCTION SHELL AND CONTROL PANEL 65-9565 THROUGH 65-12895	
				FIGURE 55	
1	PAOZZ	96906	MS35206-214	SCREW, MACHINE UOC: 5LZ	2
21	PAOZZ	96906	MS21042L3	NUT, SELF-LOCKING, EX UOC: 5LZ	4
23	PAOZZ	96906	MS35207-263	SCREW, MACHINE UOC: 5LZ	3
24	PAOZZ	96906	MS21919WDG20	CLAMP, LOOP UOC: 5LZ	2
26	PAOZZ	96906	MS21919WDG10	CLAMP, LOOP UOC: 5LZ	1
42	PAOZZ	96906	MS21919WDG23	CLAMP, LOOP UOC: 5LZ	1
				END OF FIGURE	



EL3EW109

Figure 56. Communications Installation Pedestal, control Panel Assembly 66-746 thru 66-16306.

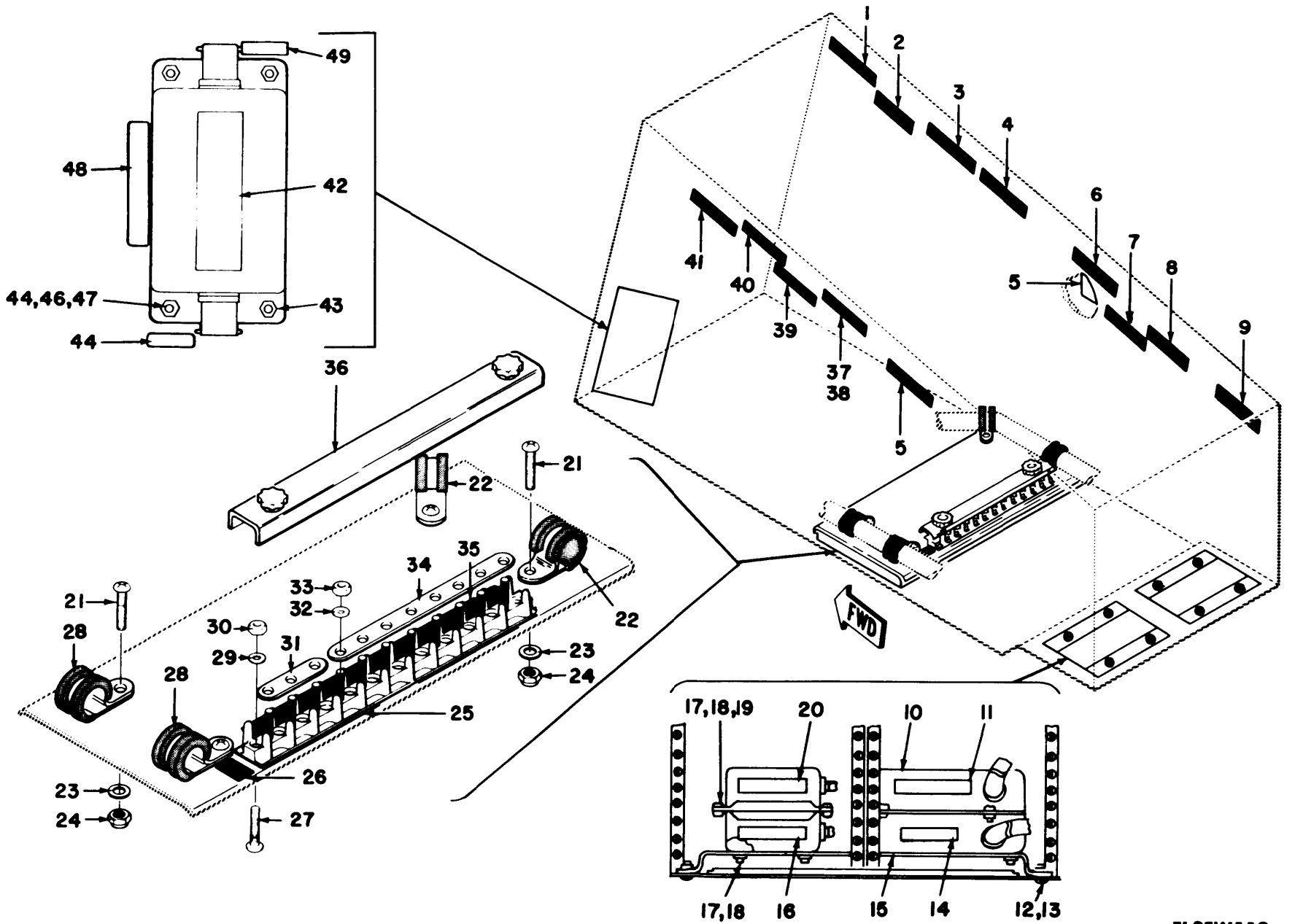
SECTION II		TM11-1520-210-20P	C01		
(1)	(2)	(3)	(4)	(5)	(6)
ITEM	SMR	PART			
NO	CODE	FSCM	NUMBER	DESCRIPTION AND USABLE ON CODE (UOC)	QTY
				GROUP 03 COMMUNICATIONS INSTALLATION PEDESTAL BOX AND CONTROL PANEL 66-746 THROUGH 66-16306  FIGURE 56	
2	PAOFF	97499	204-075-705-29	PANEL, FAULT-FUNCTIO UOC:5LY	1
* 4	PAODF	80058	C-7088/ARC-131	CONTROL, RADIO SET THIS PART/ ASSEMBLY IS REMOVED FROM THE AIRCRAFT SUBSEQUENT TO THE INSTALLATION OF THE FOLLOWING: MWO 55-1520-50-21. REFER TO SUPPLEMENT 2 TO THIS TM FOR THE NEW CONFIGURATION UOC:5LY	1
* 9	PAODD	80058	C-1611/AIC	CONTROL, INTERCOMMUN THIS PART/ ASSEMBLY IS REMOVED FROM THE AIRCRAFT SUBSEQUENT TO THE INSTALLATION OF THE FOLLOWING: MWO 55-1520-50-22. REFER TO SUPPLEMENT 2 TO THIS TM FOR THE NEW CONFIGURATION UOC:5LY	2
* 10	PAODD	80058	C-6899/ARN-83	CONTROL, DIRECTION F THIS PART/ ASSEMBLY IS REMOVED FROM THE AIRCRAFT SUBSEQUENT TO THE INSTALLATION OF THE FOLLOWING: MWO 55-1520-50-18. REFER TO SUPPLEMENT 2 TO THIS TM FOR THE NEW CONFIGURATION UOC:5LY	1
11	XBOFF	97499	204-075-266-29	PANEL ASSEMBLY, BLAN UOC:5LY	1
13	PDOHH	80058	614U6	CONTROL PANEL OR UOC:5LY	1
13	XBOHH	80058	C-4074/ARC-73	CONTROL, RADIO SET UOC:5LY	1
14	XBOZZ	97499	205-075-349-3	DECAL UOC:5LY	1
15	XBOZZ	97499	204-075-549-1	DECAL UOC:5LY	1
16	PAOZZ	97499	204-075-548-1	COVER, JUNCTION BOX 1 UOC:5LY	1
17	XAOZZ	97499	204-075-548-3	COVER UOC:5LY	1
18	PAOZZ	88044	AN960PD10L	WASHER, FLAT UOC:5LY	4
19	PAOZZ	96906	MS35207-263	SCREW, MACHINE UOC:5LY	4

SECTION II		TM11-1520-210-20P		C01	
(1)	(2)	(3)	(4)	(5)	(6)
ITEM	SMR		PART		
NO	CODE	FSCM	NUMBER	DESCRIPTION AND USABLE ON CODE (UOC)	QTY
* 22	PAODD	80058	C-3940/ARC-94	CONTROL,RADIO SET THIS PART/ ASSEMBLY IS REMOVED FROM THE AIRCRAFT SUBSEQUENT TO THE INSTALLATION OF THE FOLLOWING: MWO 55-1520-50-16. REFER TO SUPPLEMENT 2 TO THIS TM FOR THE NEW CONFIGURATION UOC:5LY,5LZ	1
23	XBODD	80058	C-4677/ARC-51X	CONTROL,RADIO SET UOC:5LY,5LZ	1
24	XBOHH	80058	C-4209/ARC	CONTROL,RADIO SET UOC:5LY	1
* 25	PAODD	80058	C-6873/ARC-82	CONTROL,RADIO SET THIS PART/ ASSEMBLY IS REMOVED FROM THE AIRCRAFT SUBSEQUENT TO THE INSTALLATION OF THE FOLLOWING: MWO 55-1520-50-19. REFER TO SUPPLEMENT 2 TO THIS TM FOR THE NEW CONFIGURATION UOC:5LY	1
* 27	PAODD	80058	C-6873/ARC-82	CONTROL,RADIO SET THIS PART/ ASSEMBLY IS REMOVED FROM THE AIRCRAFT SUBSEQUENT TO THE INSTALLATION OF THE FOLLOWING: MWO 55-1520-50-19. REFER TO SUPPLEMENT 2 TO THIS TM FOR THE NEW CONSIGURATION UOC:5LT,5LZ	1
27	XBODD	80058	C-6873B/ARN-82	CONTROL,RADIO SET MWO 55-1520-210 30-45 UOC:5LY,5LZ	1

END OF FIGURE



Figure 57. Communications Installation Pedestal, Terminal Board Assembly and Control Panel 66-746 thru 66-16306.



TM 11-1520-210-20P

EL3EW110



SECTION II		TM11-1520-210-20P	C01		
(1)	(2)	(3)	(4)	(5)	(6)
ITEM	SMR	PART			
NO	CODE	FSCM	NUMBER	DESCRIPTION AND USABLE ON CODE (UOC)	QTY
				GROUP 03 COMMUNICATIONS INSTALLATION PEDESTAL BOX, TERMINAL BOARD ASSEMBLY AND CONTROL PANEL 66-746 THROUGH 66-16306	
				FIGURE 57	
1	XBOZZ	97499	204-075-197-175	DECAL UOC:5LY	1
2	XBOZZ	97499	204-075-197-77	DECAL UOC:5LY	1
3	XBOZZ	97499	204-075-197-87	DECAL UOC:5LY	1
4	XBOZZ	97499	204-075-369-165	DECAL UOC:5LY	1
5	XBOZZ	97499	204-075-339-1	DECAL UOC:5LY	1
6	XBOZZ	97499	204-075-369-173	DECAL UOC:5LY	2
7	XBOZZ	97499	204-075-369-167	DECAL UOC:5LY	1
8	XBOZZ	97499	204-075-369-205	MARKER, IDENTIFICATI UOC:5LY	1
9	XBOZZ	97499	204-075-197-85	DECAL UOC:5LY	1
* 10	PAOHH	80058	MD-736A	DISCRIMINATOR DISCR THIS PART/ ASSEMBLY IS REMOVED FROM THE AIRCRAFT SUBSEQUENT TO THE INSTALLATION OF THE L` FOLLOWING: MWO 55-1520-50-22. REFER TO SUPPLEMENT 2 TO THIS TM FOR THE NEW CONFIGURATION UOC:5LY,5LZ	1
11	XBOZZ	97499	1560-EG-035-4	DECAL UOC:5LY,5LZ	1
14	XBOZZ	97499	1560-EG-035-1	DECAL UOC:5LY,5LZ	1
16	XBOZZ	97499	1560-EG-035-2	DECAL UOC:5LY,5LZ	1
20	XBOZZ	97499	1560-EG-035-3	DECAL UOC:5LY,5LZ	1
27	PAOZZ	96906	MS35206-216	SCREW,AMCHINE UOC:5LY	2
28	PAOZZ	96906	MS21919WDG15	CLAMP, LOOP UOC:5LY	2
29	PAOZZ	88044	AN960PD4L	WASHER, FLAT UOC:5LY	2
30	PAOZZ	96906	MS21042-04	NUT, SELF-LOCKING, EX UOC:5LY	2
35	PAOZZ	96906	MS25226-2-20	BUS, CONDUCTOR	1

SECTION II			TM11-1520-210-20P	C01	
(1)	(2)	(3)	(4)	(5)	(6)
ITEM	SMR		PART		
NO	CODE	FSCM	NUMBER	DESCRIPTION AND USABLE ON CODE (UOC)	QTY
36	PAOZZ	96906	MS18029-11S20	UOC:5LY COVER,TERMINAL BOAR	1
37	XBOZZ	97499	204-075-369-177	UOC:5LY DECAL	1
38	XBOZZ	97499	204-075-269-171	UOC:5LY DECAL	1
39	XBOZZ	97499	204-075-369-85	UOC:5LY DECAL	1
40	XBOZZ	97499	204-075-369-207	UOC:5LY MARKER, INDENTIFICATI	1
41	XBOZZ	97499	204-075-369-81	UOC:5LY DECAL	1
				UOC:5LY	
				END OF FIGURE	



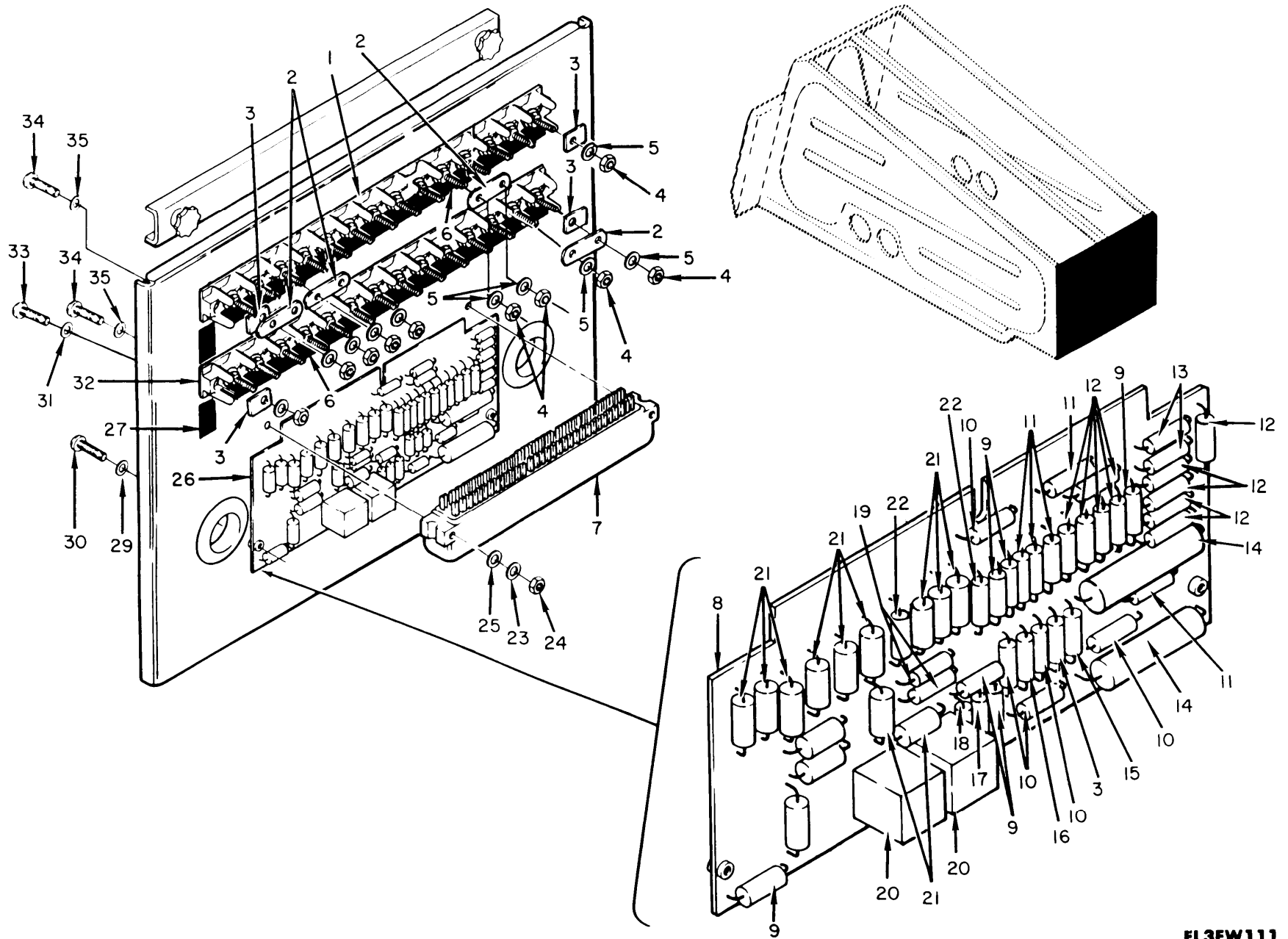


Figure 58. Communications Installation Pedestal, Impedance Matching Network and Control Panel 66-746 thru 66-16306.

SECTION II			TM11-1520-210-20P		
(1)	(2)	(3)	(4)	(5)	(6)
ITEM	SMR		PART		
NO	CODE	FSCM	NUMBER	DESCRIPTION AND USABLE ON CODE (UOC)	QTY
				COMMUNICATIONS INSTALLATION PEDESTAL BOX, IMPEDANCE MATCHING NETWORK AND CONTROL PANEL 66-746 THROUGH 66-16306	
				FIGURE 58	
8	XAOHH	97499	204-075-398-1	BOARD ASSEMBLY UOC:5LY	1
30	PAOZZ	96906	MS35206-229	SCREW-MACHINE UOC:5LY	2
34	PAOZZ	96906	MS35206-214	SCREW,MACHINE UOC:5LY	4
				END OF FIGURE	

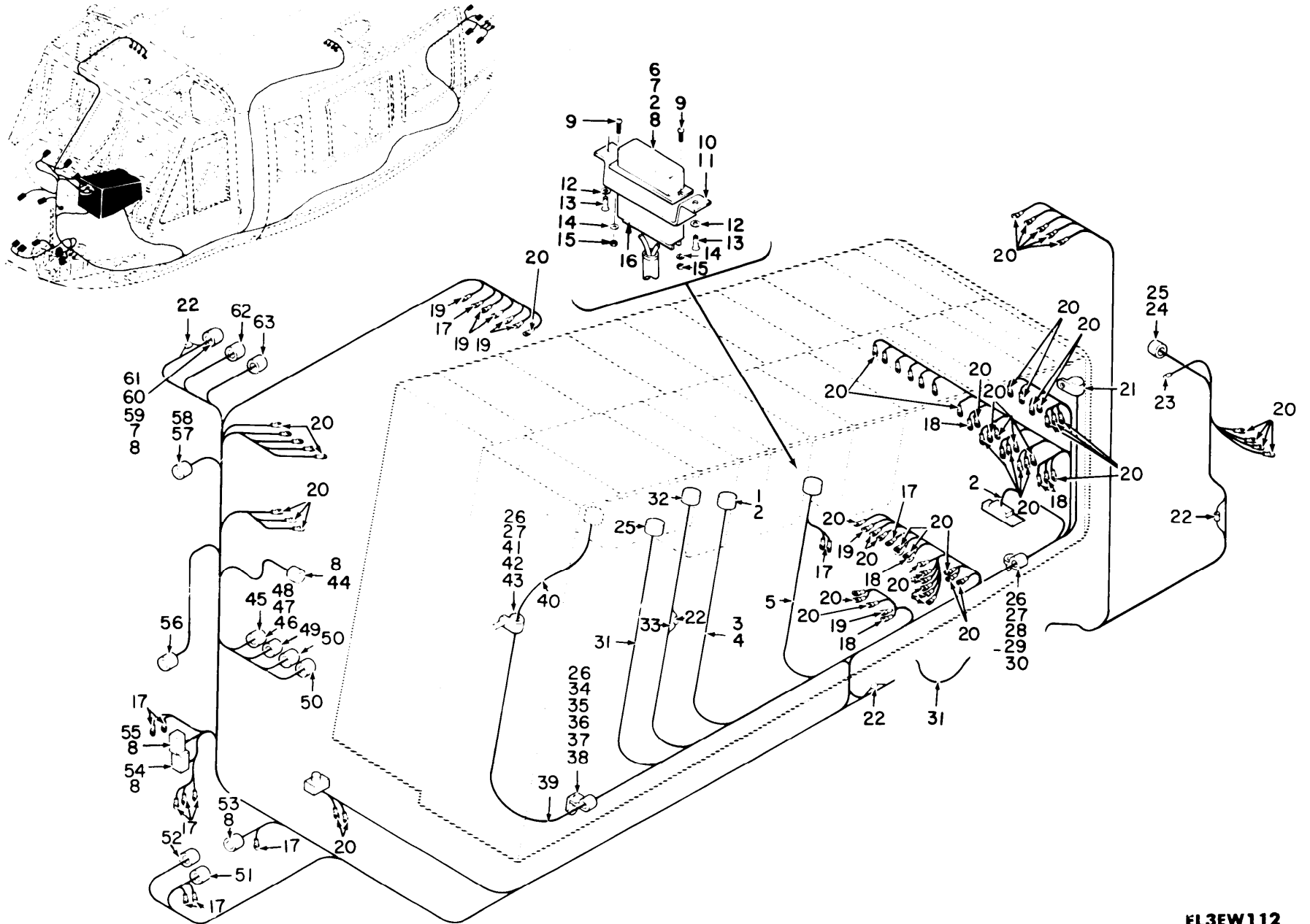


Figure 59. Communications Installation Pedestal, Junction Shell and Control Panel 66-746 thru 66-16306.

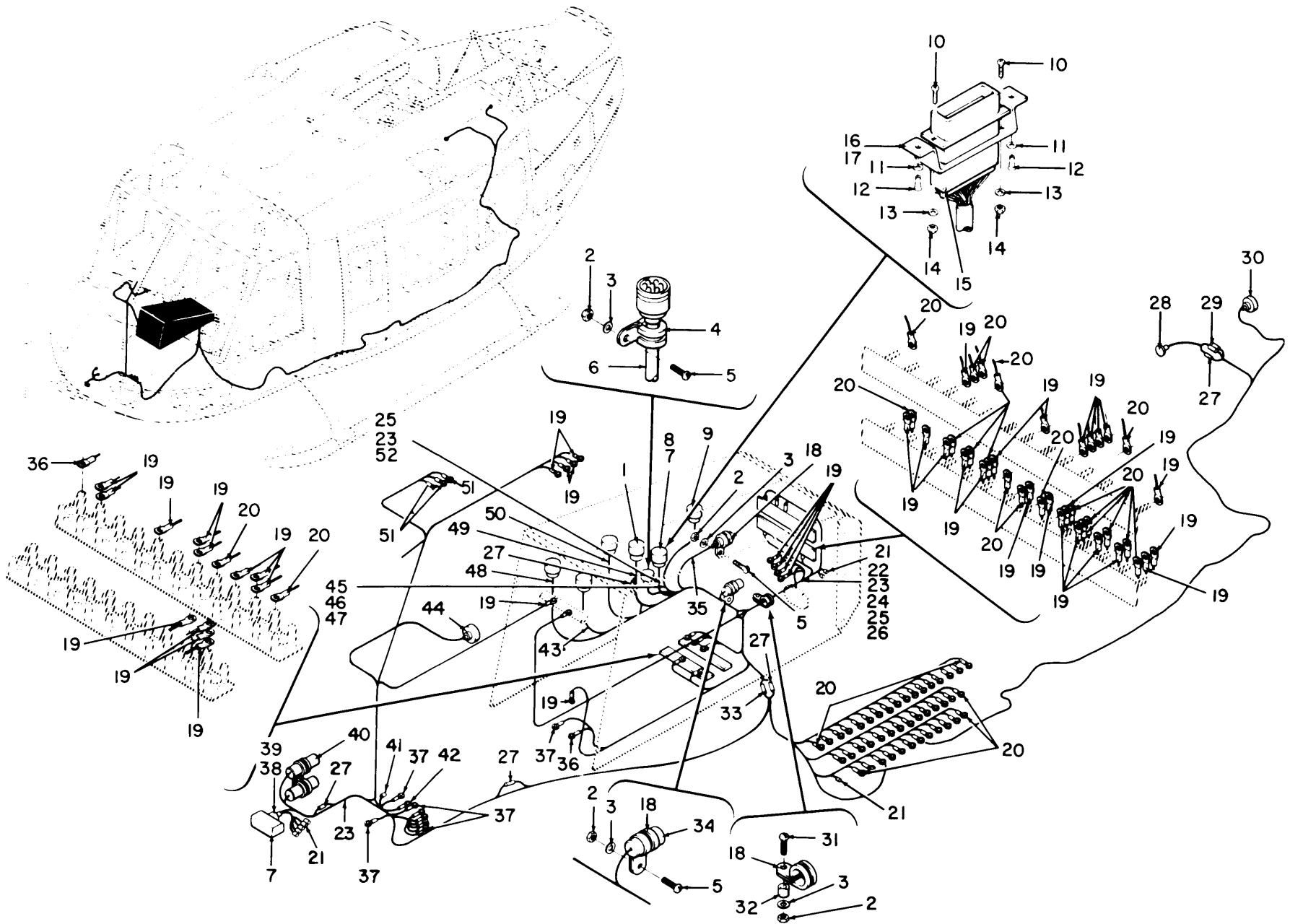
## SECTION II

TM11-1520-210-20P

(1) ITEM NO	(2) SMR CODE	(3) FSCM	(4) PART NUMBER	(5) DESCRIPTION AND USABLE ON CODE (UOC)	(6) QTY
				COMMUNICATIONS INSTALLATION PEDESTAL BOX, JUNCTION SHELL AND CONTROL PANEL 66-746 THROUGH 66-16306	
				FIGURE 59	
9	PAOZZ	96906	MS35206-214	SCREW, MACHINE UOC: 5LY	2
21	XBOZZ	96906	MS21104D19	CLAMP, LOOP UOC: 5LY	1
26	PAOZZ	96906	MS21042L3	NUT, SELF-LOCKING, EX UOC: 5LY	3
27	PAOZZ	88044	AN960PD10L	WASHER, FLAT UOC: 5LY	2
28	PAOZZ	96906	MS35207-267	SCREW, MACHINE UOC: 5LY	1
29	PAOZZ	18876	8022653	SPACER, SLEEVE UOC: 5LY	1
30	PAOZZ	96906	MS21919WDG10	CLAMP, LOOP UOC: 5LY	1
34	XBOZZ	24446	N80P16018C6	SCREW, MACHINE UOC: 5LY	1
35	PAOZZ	13499	124-3003-103	SPACER, SLEEVE UOC: 5LY	1
36	PAOZZ	18876	8521063	BRACKET, ANGLE UOC: 5LY	1
38	PAOZZ	96906	MS21919WDG16	CLAMP, LOOP UOC: 5LY	1
41	PAOZZ	96906	MS35207-265	SCREW, MACHINE UOC: 5LY	1
42	PAOZZ	18876	8168041	SPACER, SLEEVE UOC: 5LY	1
43	PAOZZ	96906	MS21919DG22	CLAMP, LOOP UOC: 5LY	1

END OF FIGURE

Figure 60. Communications Installation Pedestal, Junction Box and Control  
Panel 66-746 thru 66-16306.

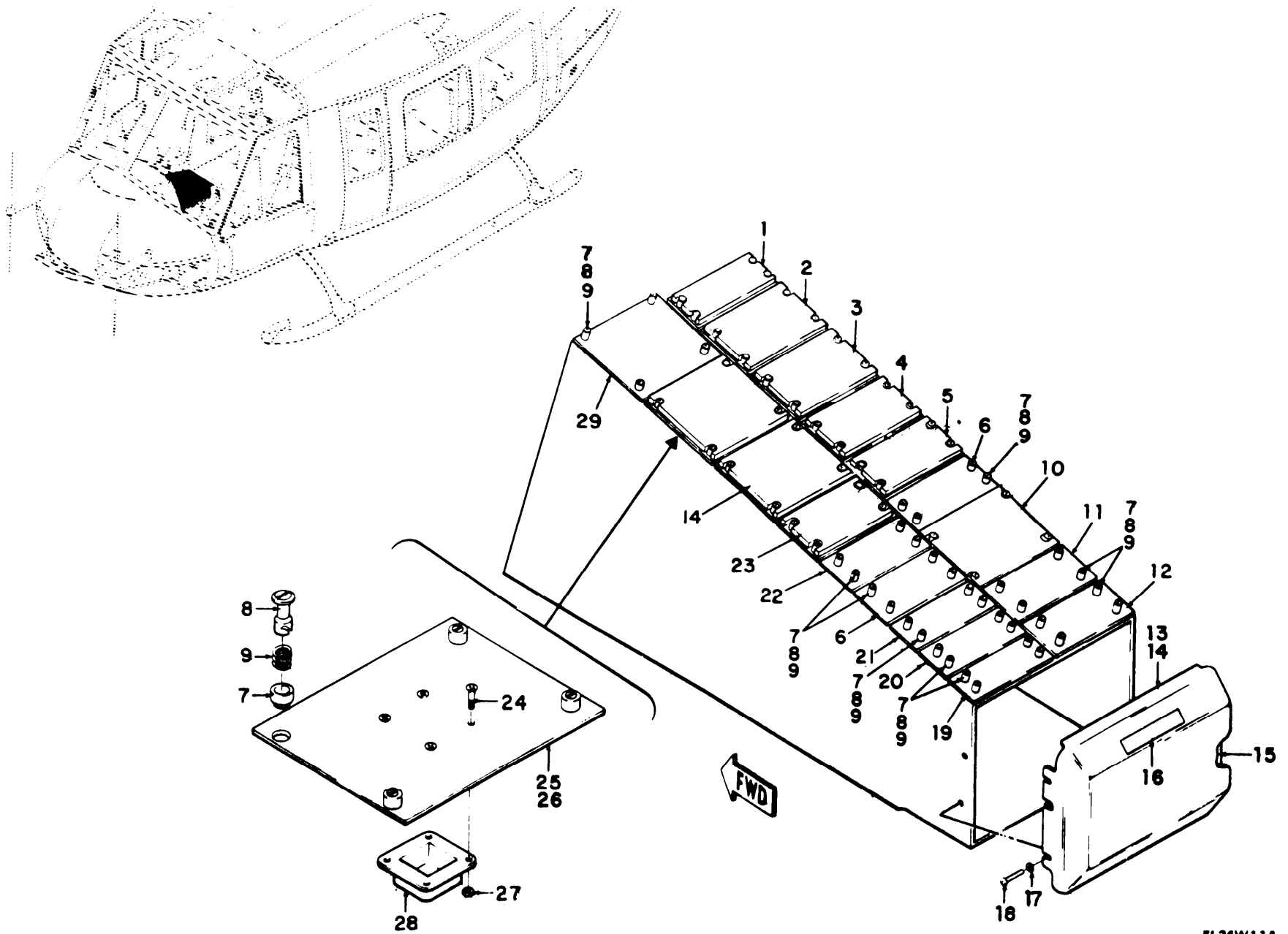


TM 11-1520-210-20P

EL3EW113



SECTION II			TM11-1520-210-20P		
(1)	(2)	(3)	(4)	(5)	(6)
ITEM	SMR		PART		
NO	CODE	FSCM	NUMBER	DESCRIPTION AND USABLE ON CODE (UOC)	QTY
				COMMUNICATIONS INSTALLATION PEDESTAL BOX AND CONTROL PANEL 66-746 THROUGH 66-16306	
				FIGURE 60	
2	PAOZZ	96906	MS21042L3	NUT, SELF-LOCKING, EX UOC: 5LY	4
3	PAOZZ	88044	AN960PD10L	WASHER, FLAT UOC: 5LY	4
4	PAOZZ	96906	MS21919WDG23	CLAMP, LOOP UOC: 5LY	1
5	PAOZZ	96906	MS35207-263	SCREW, MACHINE UOC: 5LY	3
10	PAOZZ	96906	MS35206-214	SCREW, MACHINE UOC: 5LY	2
18	PAOZZ	96906	MS21919WDG10	CLAMP, LOOP UOC: 5LY	3
31	PAOZZ	96906	MS35207-267	SCREW, MACHINE UOC: 5LY	1
32	PAOZZ	18876	8022653	SPACER, SLEEVE UOC: 5LY	1
				END OF FIGURE	



EL36W114

Figure 61. Communications Installation Pedestal Box and Control Panel, Panel Assemblies 66-16307 thru 66-17144.

SECTION II		TM11-1520-210-20P	C01		
(1)	(2)	(3)	(4)	(5)	(6)
ITEM	SMR		PART		
NO	CODE	FSCM	NUMBER	DESCRIPTION AND USABLE ON CODE (UOC)	QTY
				GROUP 03 COMMUNICATIONS INSTALLATION PEDESTAL BOX AND CONTROL PANEL PANEL ASSEMBLIES 66-16307 THROUGH 66-17144	
				FIGURE 61	
5	PAOFD	80058	C-8157/ARC	CONTROL, INDICATOR UOC:5LY	1
* 6	PAODD	80058	C-1611/AIC	CONTROL, INTERCOMMUN THIS PART/ ASSEMBLY IS REMOVED FROM THE AIRCRAFT SUBSEQUENT TO THE INSTALLATION OF THE FOLLOWING: MWO 55-1520-50-22. REFER TO SUPPLEMENT 2 TO THIS TM FOR THE NEW CONFIGURATION UOC:5LY	1
* 10	PAODD	80058	C-6899/ARN-83	CONTROL, DIRECTION F THIS PART/ ASSEMBLY IS REMOVED FROM THE AIRCRAFT SUBSEQUENT TO THE INSTALLATION OF THE FOLLOWING: MWO 55-1520-50-18. REFER TO SUPPLEMENT 2 TO THIS TM FOR THE NEW CONFIGURATION UOC:5LY	1
11	XBOFF	97499	204-075-266-9	PANEL, BLANK UOC:5LY	1
13	PAOZZ	97499	204-075-548-1	COVER, JUNCTION BOX UOC:5LY	1
14	XAOZZ	97499	204-075-548-3	COVER UOC:5LY	1
15	XBOZZ	97499	205-075-349-7	PLATE, DESIGNATION UOC:5LY	1
16	XBOZZ	97499	204-075-549-1	DECAL UOC:5LY	1
17	PAOZZ	88044	AN960PD10L	WASHER, FLAT UOC:5LY	4
18	PAOZZ	96906	MS35207-263	SCREW, MACHINE UOC:5LY	4
20	PAOZZ	97499	204-075-266-37	PANEL, BLANK UOC:5LY	1
* 21	PAODD	80058	C-3940/ARC-94	CONTROL, RADIO SET THIS PART/ ASSEMBLY IS REMOVED FROM THE AIRCRAFT SUBSEQUENT TO THE INSTALLATION OF THE FOLLOWING: MWO 55-1520-50-16. REFER TO SUPPLEMENT 2 TO THIS TM FOR THE NEW CONFIGURATION UOC:5LY, 5LZ	1
* 23	PAODD	80058	C-6873/ARN-82	CONTROL, RADIO SET THIS PART/	1

SECTION II		TM11-1520-210-20P		C01		
(1)	(2)	(3)	(4)	(5)	(6)	
ITEM	SMR		PART			
NO	CODE	FSCM	NUMBER	DESCRIPTION AND USABLE ON CODE (UOC)	QTY	
				ASSEMBLY IS REMOVED FROM THE AIRCRAFT SUBSEQUENT TO THE INSTALLATION OF THE FOLLOWING: MWO 55-1520-50-19. REFER TO SUPPLEMENT 2 TO THIS TM FOR THE NEW CONFIGURATION UOC:5LY,5LZ		
23	XBODD	80058	C-6873B/ARN-82	CONTROL,RADIO SET MWO 55-1520-210- 30-45 UOC:5LY,5LZ	1	
* 25	PAODD	80058	C-6873/ARC-82	CONTROL RADIO SET THIS PART/ ASSEMBLY IS REMOVED FROM THE AIRCRAFT SUBSEQUENT TO THE INSTALLATION OF THE FOLLOWING: MWO 55-1520-50-19. REFER TO SUPPLEMENT 2 TO THIS TM FOR THE NEW CONFIGURATION UOC:5LY,5Z	1	
29	PAOHH	80058	C-2714/APX-44	CONTROL,TRANSPONDER UOC:5LY	1	
				END OF FIGURE		



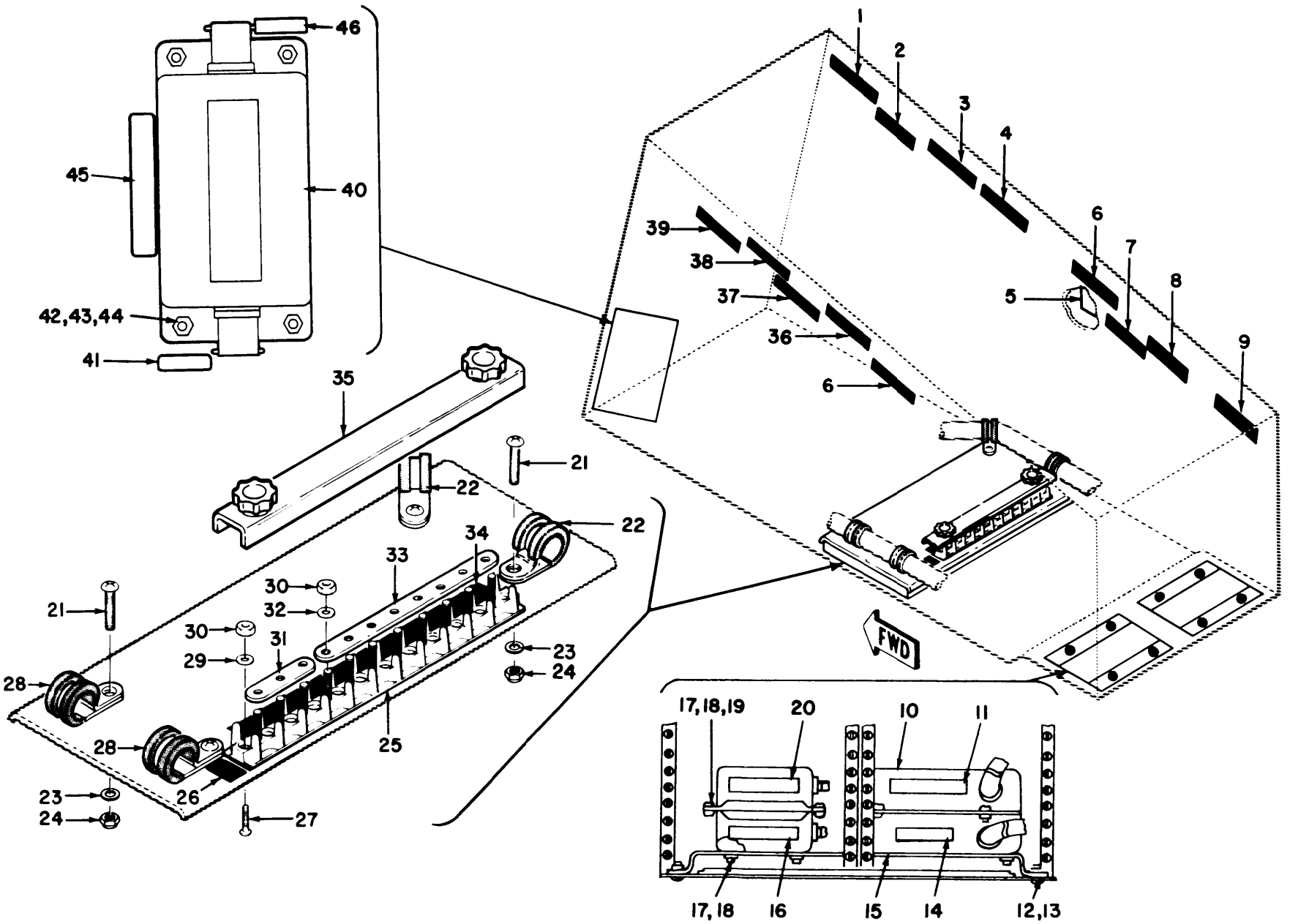


Figure 62. Communications Installation Pedestal, Junction Box and Control Panel 66-16307 thru 66-17144, 66-8574- thru 66-8577.

SECTION II				TM11-1520-210-20P	C01	
(1)	(2)	(3)	(4)	(5)	(6)	
ITEM	SMR		PART			
NO	CODE	FSCM	NUMBER	DESCRIPTION AND USABLE ON CODE (UOC)	QTY	
				GROUP 03 COMMUNICATIONS INSTALLATION PEDESTAL BOX AND CONTROL PANEL 66-16307 THROUGH 66-17144, 66-8574 THROUGH 66-8577		
				FIGURE 62		
1	XBOZZ	97499	204-075-197-169	DECAL UOC:5LY	1	
2	XBOZZ	97499	204-075-197-77	DECAL UOC:5LY	1	
3	XBOZZ	97499	204-075-197-193	DECAL UOC:5LY	1	
4	XBOZZ	97499	204-075-369-165	DECAL UOC:5LY	1	
5	XBOZZ	97499	205-075-339-1	DECAL UOC:5LY	1	
6	XBOZZ	97499	204-075-369-173	DECAL UOC:5LY	2	
7	XBOZZ	97499	204-075-369-167	DECAL UOC:5LY	1	
8	XBOZZ	97499	204-075-369-205	MARKER, IDENTIFICATI UOC:5LY	1	
9	XBOZZ	97499	204-075-197-85	DECAL UOC:5LY	1	
* 10	PAOHH	80058	MD-736A	DISCRIMINATOR DISCR THIS PART/ ASSEMBLY IS REMOVED FROM THE AIRCRAFT SUBSEQUENT TO THE INSTALLATION OF THE FOLLOWING: MWO 55-1520-50-22. REFER TO SUPPLEMENT 2 TO THIS TM FOR THE NEW CONFIGURATION UOC:5LY,5LZ	1	
11	XBOZZ	97499	1560-EG-035-4	DECAL UOC:5LY,5LZ	1	
14	XBOZZ	97499	1560-EG-035-1	DECAL UOC:5LY,5LZ	1	
16	XBOZZ	97499	1560-EG-035-2	DECAL UOC:5LY,5LZ	1	
20	XBOZZ	97499	1560-EG-035-3	DECAL UOC:5LY,5LZ	1	
22	PAOZZ	96906	MS21919WDG13	CLAMP, LOOP UOC:5LY,5LZ	2	
27	PAOZZ	96906	MS35206-216	SCREW, MACHINE UOC:5LY,5LZ	2	
28	PAOZZ	96906	MS21919WDG15	CLAMP, LOOP UOC:5LY,5LZ	2	
29	PAOZZ	88044	AN960PD4L	WASHER, FLAT UOC:5LY,5LZ	2	
33	PAOZZ	96906	MS25226-2-20	BUS, CONDUCTOR	1	

SECTION II			TM11-1520-210-20P	C01	
(1)	(2)	(3)	(4)	(5)	(6)
ITEM	SMR		PART		
NO	CODE	FSCM	NUMBER	DESCRIPTION AND USABLE ON CODE (UOC)	QTY
35	PAOZZ	96906	MS18029-11S20	UOC:5LY,5LZ COVER,TERMINAL BOAR	1
36	XDOZZ	97499	204-075-369-1	UOC:5LY,5LZ DECAL	1
37	XBOZZ	97499	204-075-369-237	UOC:5LY MARKER,IDENTIFICATI	1
38	XBOZZ	97499	204-075-369-207	UOC:5LY MARKER,IDENTIFICATI	1
39	XBOZZ	97499	204-075-369-81	UOC:5LY DECAL	1
				UOC:5LY,5LZ	
				END OF FIGURE	





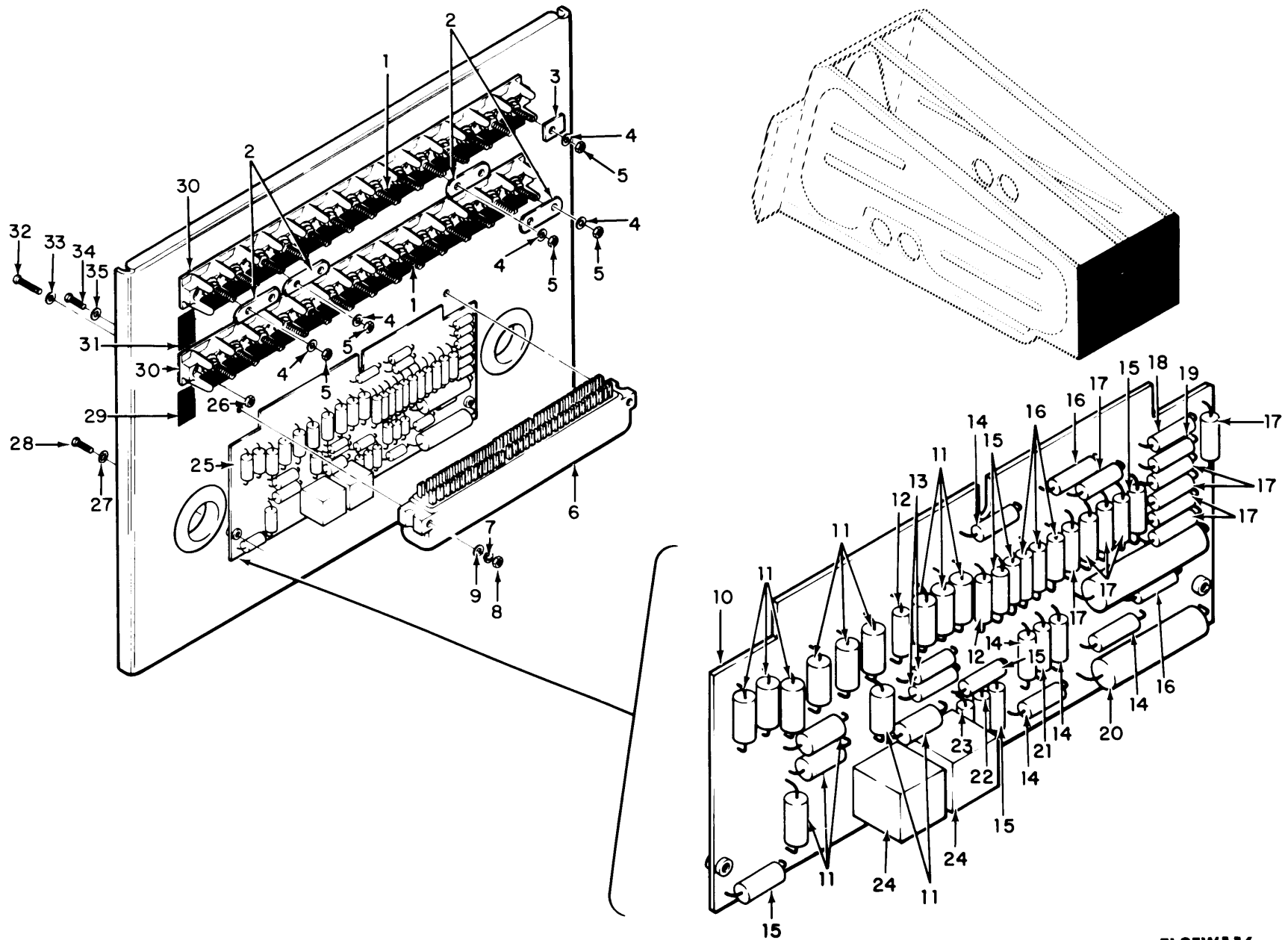
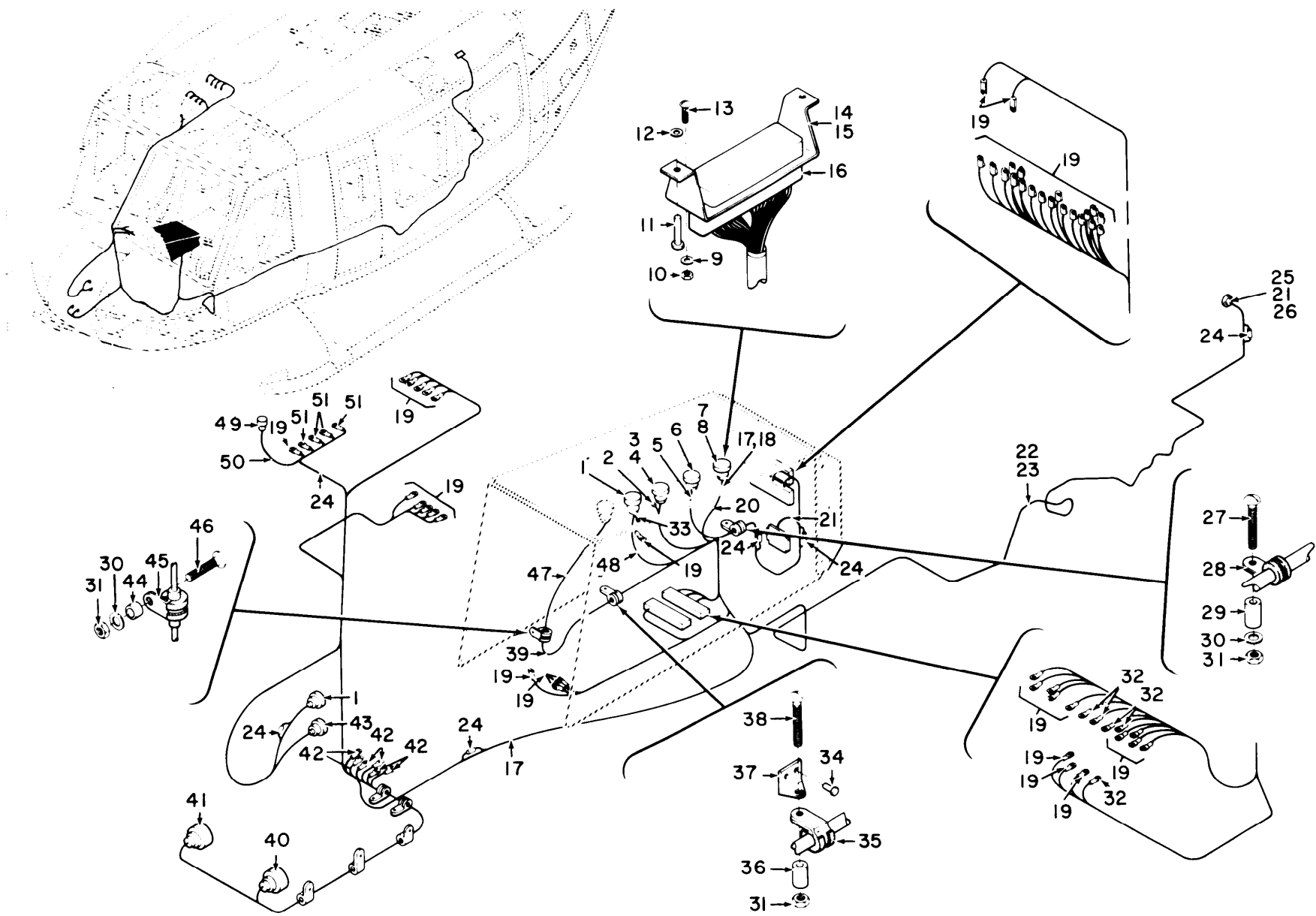


Figure 63. Communications Installation Pedestal, Junction Box and Control Panel 66-16307 thru 66.17144.

EL3EW116

SECTION II			TM11-1520-210-20P		
(1)	(2)	(3)	(4)	(5)	(6)
ITEM	SMR		PART		
NO	CODE	FSCM	NUMBER	DESCRIPTION AND USABLE ON CODE (UOC)	QTY
				COMMUNICATIONS INSTALLATION PEDESTAL BOX AND CONTROL PANEL 66-16307 THROUGH 66-17144	
				FIGURE 63	
4	PAOZZ	88044	AN960-6	WASHER, FLAT UOC: 5LY	28
5	PAOZZ	96906	MS21042L06	NUT, SELF-LOCKING, EX UOC: 5LY	28
7	PAOZZ	88044	AN936B6	WASHER, LOCK UOC: 5LY	2
8	PAOZZ	88044	AN340-5	NUT, PLAIN, HEXAGON UOC: 5LY	2
9	PAOZZ	88044	AN960PD6	WASHER, FLAT UOC: 5LY	2
10	XAOHH	97499	204-075-398-1	BOARD ASSEMBLY UOC: 5LY	1
26	PAOZZ	96906	MS21042-04	NUT, SELF-LOCKING, EX UOC: 5LY	4
28	PAOZZ	96906	MS35206-229	SCREW, MACHINE UOC: 5LY	2
32	XBOZZ	88044	AN515-5R12	SCREW, MACHINE UOC: 5LY	2
33	PAOZZ	88044	AN960B6	WASHER, FLAT UOC: 5LY	2
34	PAOZZ	96906	MS35206-214	SCREW, MACHINE UOC: 5LY	4
35	PAOZZ	88044	AN960PD4L	WASHER, FLAT UOC: 5LY	4
				END OF FIGURE	



TM 11-1520-210-20P

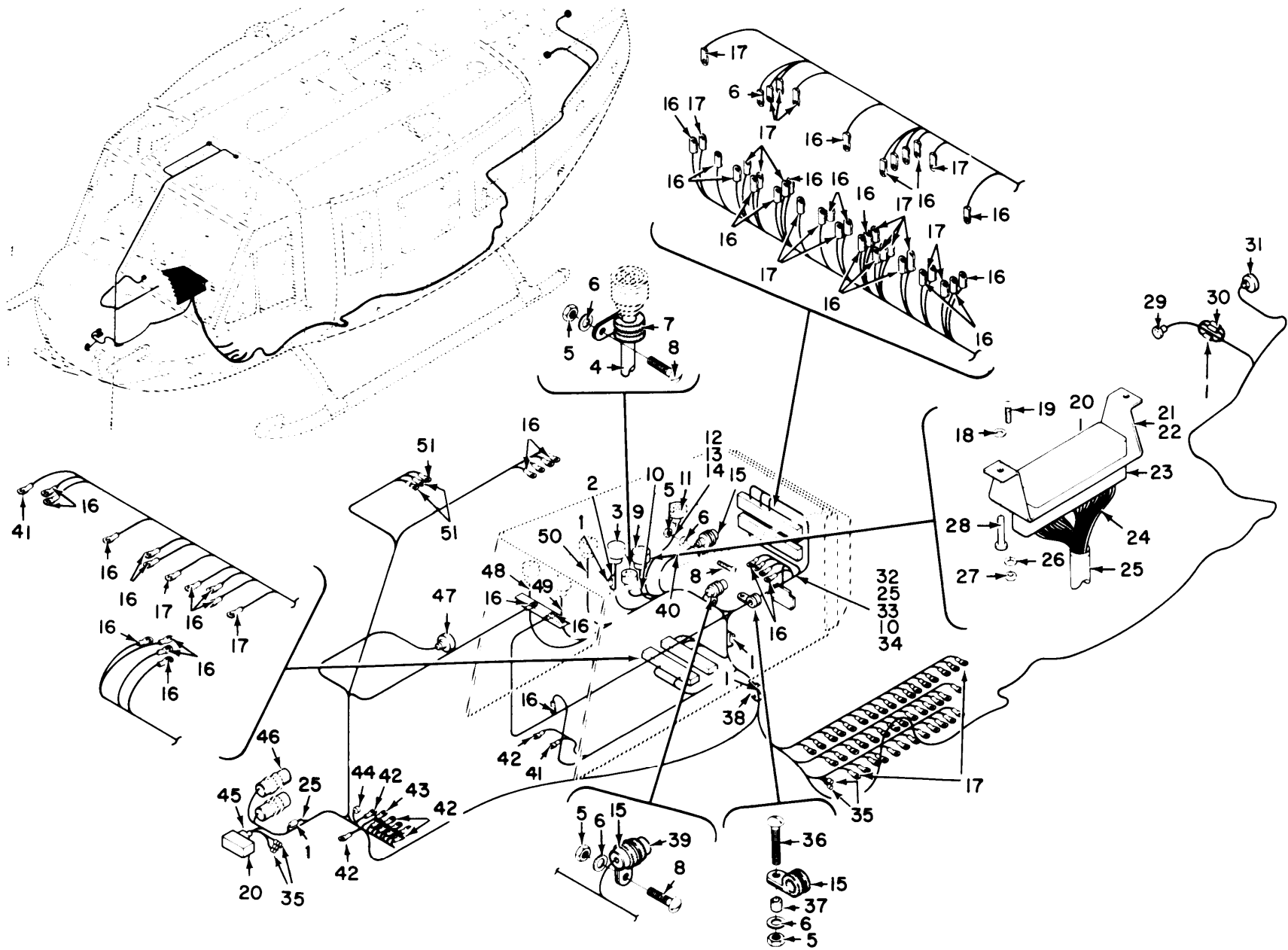
EL3EW117

Figure 64. Communications Installation Pedestal, Junction Box and Control Panel Cabling 66-16307 thru 66.17144, 66.8547 thru 66-8577.

## SECTION II

TM11-1520-210-20P

(1) ITEM NO	(2) SMR CODE	(3) FSCM	(4) PART NUMBER	(5) DESCRIPTION AND USABLE ON CODE (UOC)	(6) QTY
				COMMUNICATIONS INSTALLATION PEDESTAL BOX AND CONTROL PANEL, CABLING 66-16307 THROUGH 66-17144, 66-8547 THROUGH 66-8577	
				FIGURE 64	
13	PAOZZ	96906	MS35206-214	SCREW, MACHINE UOC: 5LY	2
27	PAOZZ	96906	MS35207-267	SCREW, MACHINE UOC: 5LY	1
28	PAOZZ	96906	MS21919WDG10	CLAMP, LOOP UOC: 5LY	1
29	PAOZZ	18876	8022653	SPACER, SLEEVE UOC: 5LY	1
30	PAOZZ	88044	AN960PD10L	WASHER, FLAT UOC: 5LY	2
31	PAOZZ	96906	MS21042L3	NUT, SELF-LOCKING, EX UOC: 5LY	3
35	PAOZZ	96906	MS21919WDG16	CLAMP, LOOP UOC: 5LY	1
36	PAOZZ	13499	124-3003-103	SPACER, SLEEVE UOC: 5LY	1
37	PAOZZ	18876	8521063	BRACKET, ANGLE UOC: 5LY	1
38	XBOZZ	24446	N80P16018C6	SCREW, MACHINE UOC: 5LY	1
44	PAOZZ	18876	8168041	SPACER, SLEEVE UOC: 5LY	1
46	PAOZZ	96906	MS35207-265	SCREW, MACHINE UOC: 5LY	1
				END OF FIGURE	



TM 11-1520-210-20P

EL3EW118

Figure 65. Communications Installation Pedestal, Junction Box and Control Panel Cable Assemblies 66-16307 thru 66-17144.

SECTION II			TM11-1520-210-20P		
(1)	(2)	(3)	(4)	(5)	(6)
ITEM	SMR		PART		
NO	CODE	FSCM	NUMBER	DESCRIPTION AND USABLE ON CODE (UOC)	QTY
				COMMUNICATIONS INSTALLATION PEDESTAL BOX AND CONTROL PANEL, CABLE ASSEMBLIES 66-16307 THROUGH 66-17144	
				FIGURE 65	
5	PAOZZ	96906	MS21042L3	NUT, SELF-LOCKING, EX UOC: 5LY	4
6	PAOZZ	88044	AN960PD10L	WASHER, FLAT UOC: 5LY	4
7	PAOZZ	96906	MS21919WDG23	CLAMP, LOOP UOC: 5LY	1
8	PAOZZ	96906	MS35207-263	SCREW, MACHINE UOC: 5LY	3
15	PAOZZ	96906	MS21919WDG10	CLAMP, LOOP UOC: 5LY	3
19	PAOZZ	96906	MS35206-214	SCREW, MACHINE UOC: 5LY	2
36	PAOZZ	96906	MS35207-267	SCREW, MACHINE UOC: 5LY	1
37	PAOZZ	18876	8022653	SPACER, SLEEVE UOC: 5LY	1
				END OF FIGURE	

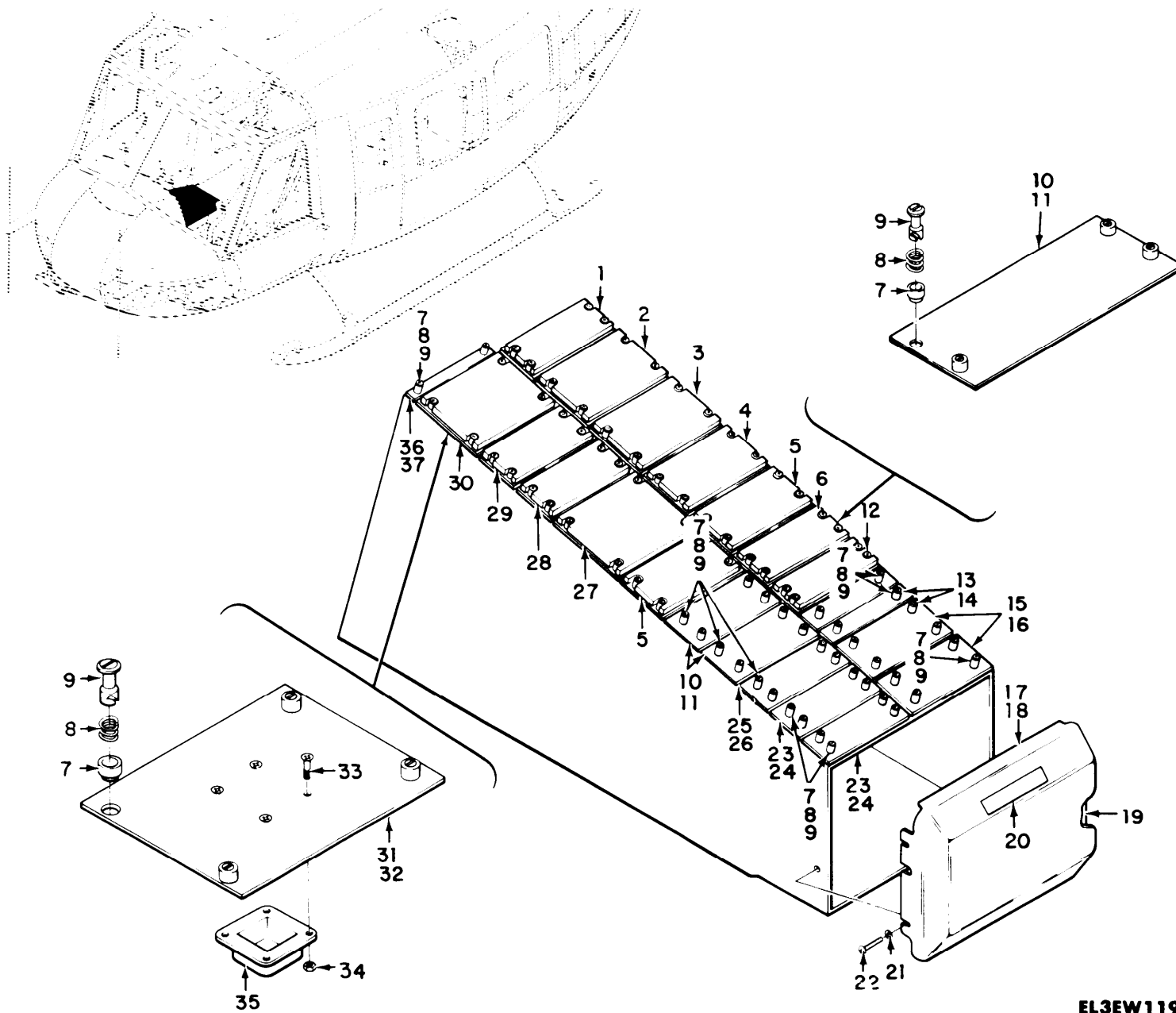


Figure 66. Communications Installation Pedestal, Junction Box and Control Panel, Detail View.

EL3EW119

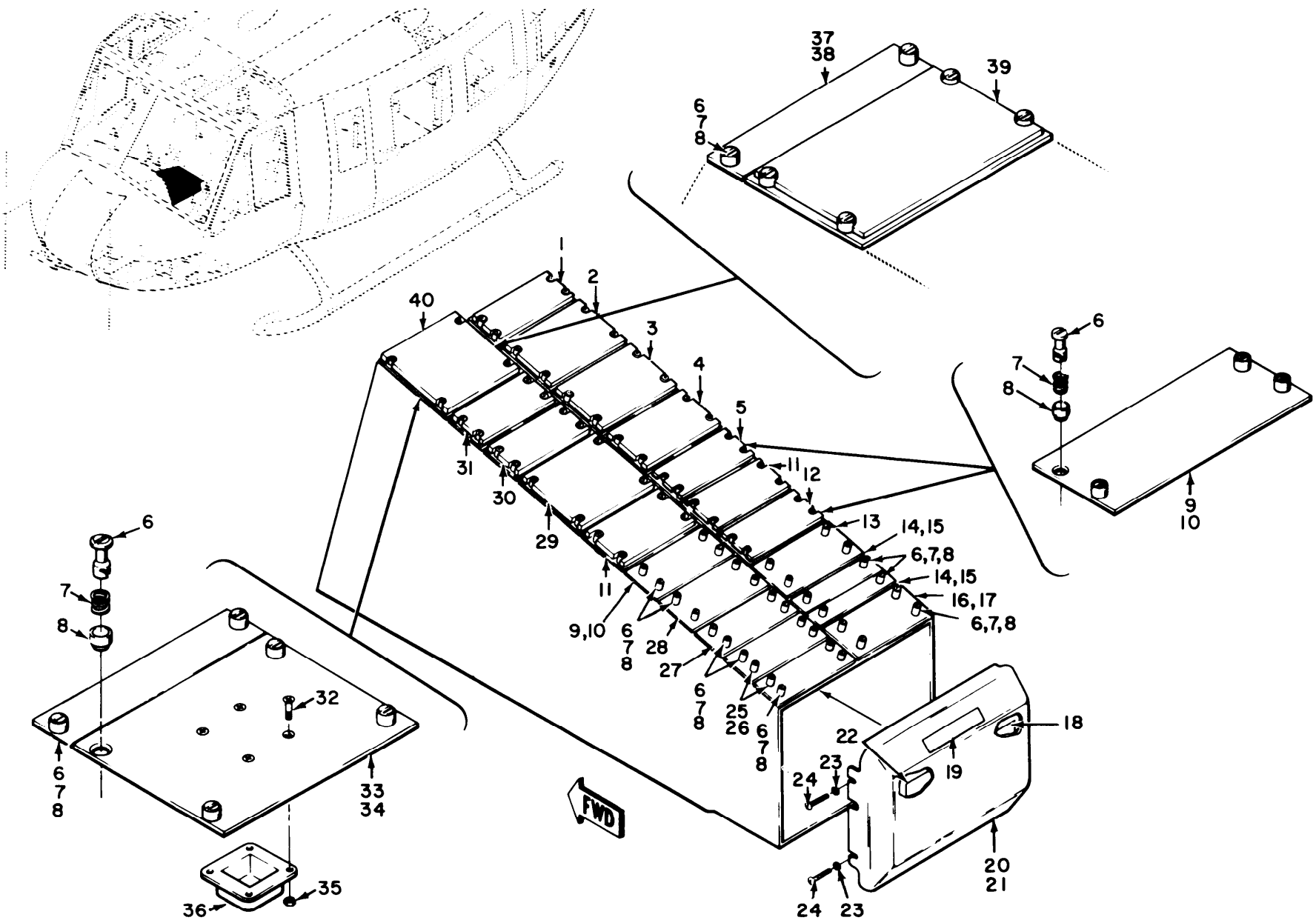


SECTION II		TM11-1520-210-20P		C01	
(1)	(2)	(3)	(4)	(5)	(6)
ITEM	SMR		PART		
NO	CODE	FSCM	NUMBER	DESCRIPTION AND USABLE ON CODE (UOC)	QTY
GROUP 03 COMMUNICATIONS INSTALLATION PEDESTAL BOX AND CONTROL PANEL, DETAIL VIEW					
FIGURE 66					
* 5	PAODD	80058	C-1611/AIC	CONTROL, INTERCOMMUN THIS PART/ ASSEMBLY IS REMOVED FROM THE AIRCRAFT SUBSEQUENT TO THE INSTALLATION OF THE FOLLOWING: MWO 55-1520-50-22. REFER TO SUPPLEMENT 2 TO THIS TM FOR THE NEW CONFIGURATION UOC:5LY	2
* 6	PAODD	80058	C-3940/ARC-94	CONTROL, RADIO SET THIS PART/ ASSEMBLY IS REMOVED FROM THE AIRCRAFT SUBSEQUENT TO THE INSTALLATION OF THE FOLLOWING: MWO 55-1520-50-16. REFER TO SUPPLEMENT 2 TO THIS TM FOR THE NEW CONFIGURATION UOC:5LY	1
10	PAOZZ	97499	204-075-266-1	PANEL, BLANK UOC:5LY	3
* 12	PAODD	80058	C-6899/ARN-83	CONTROL, DIRECTION F THIS PART/ ASSEMBLY IS REMOVED FROM THE AIRCRAFT SUBSEQUENT TO THE INSTALLATION OF THE FOLLOWING: MWO 55-1520-50-18. REFER TO SUPPLEMENT 2 TO THIS TM FOR THE NEW CONFIGURATION UOC:5LY	1
13	PAOZZ	97499	204-075-266-41	PANEL, BLANK UOC:5LY	2
15	XBOFF	97499	204-075-266-9	PANEL, BLANK UOC:5LY	2
17	PAOZZ	97499	204-075-548-1	COVER, JUNCTION BOX UOC:5LY	1
18	XAOZZ	97499	204-075-548-3	COVER UOC:5LY	1
19	XBOZZ	97499	204-075-360-3	DECAL UOC:5LY	1
20	XBOZZ	97499	204-075-549-1	DECAL UOC:5LY	1
21	PAOZZ	88044	AN960PD10L	WASHER, FLAT UOC:5LY	4
22	PAOZZ	96906	MS35207-263	SCREW, MACHINE UOC:5LY	4
23	PAOZZ	97499	204-075-266-37	PANEL, BLANK UOC:5LY	2

SECTION II		TM11-1520-210-20P		C01	
(1)	(2)	(3)	(4)	(5)	(6)
ITEM	SMR		PART		
NO	CODE	FSCM	NUMBER	DESCRIPTION AND USABLE ON CODE (UOC)	QTY
25	XDOFF	97499	204-075-266-25	PANEL, BLANK UOC: 5LY	1
27	XBODD	80058	C-4677/ARC-51X	CONTROL, RADIO SET UOC: 5LY	1
* 28	PAODD	80058	C-7197/ARC-134	CONTROL, RADIO SET THIS PART/ ASSEMBLY IS REMOVED FROM THE AIRCRAFT SUBSEQUENT TO THE INSTALLATION OF THE FOLLOWING: MWO 55-1520-50-14. REFER TO SUPPLEMENT 2 TO THIS TM FOR THE NEW CONFIGURATION UOC: 5LY	1
* 29	PAODD	80058	C-6873/ARC-82	CONTROL, RADIO SET THIS PART/ ASSEMBLY IS REMOVED FROM THE AIRCRAFT SUBSEQUENT TO THE INSTALLATION OF THE FOLLOWING: MWO 55-1520-50-19. REFER TO SUPPLEMENT 2 TO THIS TM FOR THE NEW CONFIGURATION UOC: 5LY	1
30	PAOHH	80058	C-2714/APX-44	CONTROL, TRANSPONDER UOC: 5LY	1
31	XBOZZ	97499	204-075-710-1	PANEL ASSEMBLY, BLANK UOC: 5LY	1
36	XDOFF	97499	204-075-266-49	PANEL, BLANK UOC: 5LY	1

END OF FIGURE





TM 11-1520-210-20P

EL3EW120

Figure 67. Communications Installation Pedestal, Junction Box and Control Panel 66-17778 thru 67-19537, 68-15214 thru 68-15324.

SECTION II		TM11-1520-210-20P	C01		
(1)	(2)	(3)	(4)	(5)	(6)
ITEM	SMR		PART		
NO	CODE	FSCM	NUMBER	DESCRIPTION AND USABLE ON CODE (UOC)	QTY
				GROUP 03 COMMUNICATIONS INSTALLATION PEDESTAL BOX AND CONTROL PANEL 66-17778 THROUGH 67-19537, 68-15214 THROUGH 68-15324	
				FIGURE 67	
* 4	PAODF	80058	C-7088/ARC-131	CONTROL,RADIO SET THIS PART/ ASSEMBLY IS REMOVED FROM THE AIRCRAFT SUBSEQUENT TOTHE INSTALLATION OF THE FOLLOWING: MWO 55-1520-50-21. REFER TO SUPPLEMENT 2 TO THIS TM FOR THE NEW CONFIGURATION UOC:5LY	1
5	PAOFD	80058	C-8157/ARC	CONTROL,INDICATOR UOC:5LY	1
9	PAOZZ	97499	204-075-266-1	PANEL,BLANK UOC:5LY	2
* 11	PAODD	80058	C-1611/AIC	CONTROL,INTERCOMMUN THIS PART/ ASSEMBLY IS REMOVED FROM THE AIRCRAFT SUBSEQUENT TOTHE INSTALLATION OF THE FOLLOWING: MWO 55-1520-50-22. REFER TO SUPPLEMENT 2 TO THIS TM FOR THE NEW CONFIGURATION UOC:5LY	2
* 12	PAODD	80058	C-3940/ARC-94	CONTROL,RADIO SET THIS PART/ ASSEMBLY IS REMOVED FROM THE AIRCRAFT SUBSEQUENT TOTHE INSTALLATION TO THE FOLLOWING: MWO 55-1520-50-16. REFER TO SUPPLEMENT 2 TO THIS TM FOR THE NEW CONFIGURATION UOC:5LY	1
* 13	PAODD	80058	C-6899/ARN-83	CONTROL,DIRECTION F THIS PART/ ASSEMBLY IS REMOVED FROM THE AIRCRAFT SUBSEQUENT TOTHE INSTALLATION OF THE FOLLOWING: MWO 55-1520-50-18. REFER TO SUPPLEMENT 2 TO THIS TM FOR THE NEW CONFIGURATION UOC:5LY	1
14	PAOZZ	97499	204-075-266-41	PANEL,BLANK UOC:5LY	2
16	XBOZZ	97499	204-075-266-29	PANEL ASSEMBLY UOC:5LY	1
18	XBOZZ	97499	205-075-366-1	PLATE,DESIGNATION UOC:5LY	1
19	XBOZZ	97499	204-075-549-1	DECAL	1

SECTION II		TM11-1520-210-20P	C01		
(1)	(2)	(3)	(4)	(5)	(6)
ITEM	SMR		PART		
NO	CODE	FSCM	NUMBER	DESCRIPTION AND USABLE ON CODE (UOC)	QTY
				UOC:5LY	
20	PAOZZ	97499	204-075-548-1	COVER,JUNCTION BOX	1
				UOC:5LY	
21	XAOZZ	97499	204-075-548-3	COVER	1
				UOC:5LY	
22	XBOZZ	97499	205-075-369-1	MARKER,IDENTIFICATI	1
				UOC:5LY	
23	PAOZZ	88044	AN960PD10L	WASHER,FLAT	4
				UOC:5LY	
24	PAOZZ	96906	MS35207-263	SCREW,MACHINE	4
				UOC:5LY	
25	PAOZZ	97499	204-075-266-37	PANEL,BLANK	2
				UOC:5LY	
27	PAOZZ	97499	204-075-266-53	PANEL ASSEMBLY AN/ARC114	1
				UOC:5LY	
* 28	PAOZZ	97499	1560-UH1-653	CONTROL PANEL THIS PART/ASSEMBLY IS REMOVED FROM THE AIRCRAFT SUBSEQUENT TOTHE INSTALLATION OF THE FOLLOWING: MWO 55-1520-50-21 OR 22. REFER TO SUPPLEMENT 2 TO THIS TM FOR THE NEW CONFIGURATION	1
				UOC:5LY	
29	XBODD	80058	C-4677/ARC-51X	CONTROL,RADIO SET	1
				UOC:5LY	
* 30	PAODD	80058	C-7197/ARC-134	CONTROL,RADIO SET THIS PART/ ASSEMBLY IS REMOVED FROM THE AIRCRAFT SUBSEQUENT TOTHE INSTALLATION OF THE FOLLOWING: MWO 55-1520-50-14. REFER TO SUPPLEMENT 2 TO THIS TM FOR THE NEW CONFIGURATION	1
				UOC:5LY	
* 31	PAODD	80058	C-6873/ARC-82	CONTROL,RADIO SET THIS PART/ ASSEMBLY IS REMOVED FROM THE AIRCRAFT SUBSEQUENT TOTHE INSTALLATION OF THE FOLLOWING: MWO 55-1520-50-19. REFER TO SUPPLEMENT 2 TO THIS TM FOR THE NEW CONFIGURATION	1
				UOC:5LY	
31	XBODD	80058	C-6873B/ARN-82	CONTROL,RADIO SET MW055-1520-210- 30-45	1
				UOC:5LY,5LZ	
39	PAOHH	80058	C-2714/APX-44	CONTROL,TRANSPONDER	1
				UOC:5LY	
* 40	PAODF	80058	C-6280/APX	CONTROL,TRANSPONDER THIS PART/ ASSEMBLY IS REMOVED FROM THE AIRCRAFT SUBSEQUENT TOTHE INSTALLATION OF THE FOLLOWING: MWO 55-1520-50-15. REFER TO SUPPLEMENT 2 TO THIS TM FOR THE NEW CONFIGURATION	1

SECTION II

TM11-1520-210-20P

C01

(1)

(2)

(3)

(4)

(5)

(6)

ITEM

SMR

PART

DESCRIPTION AND USABLE ON CODE (UOC)

QTY

NO

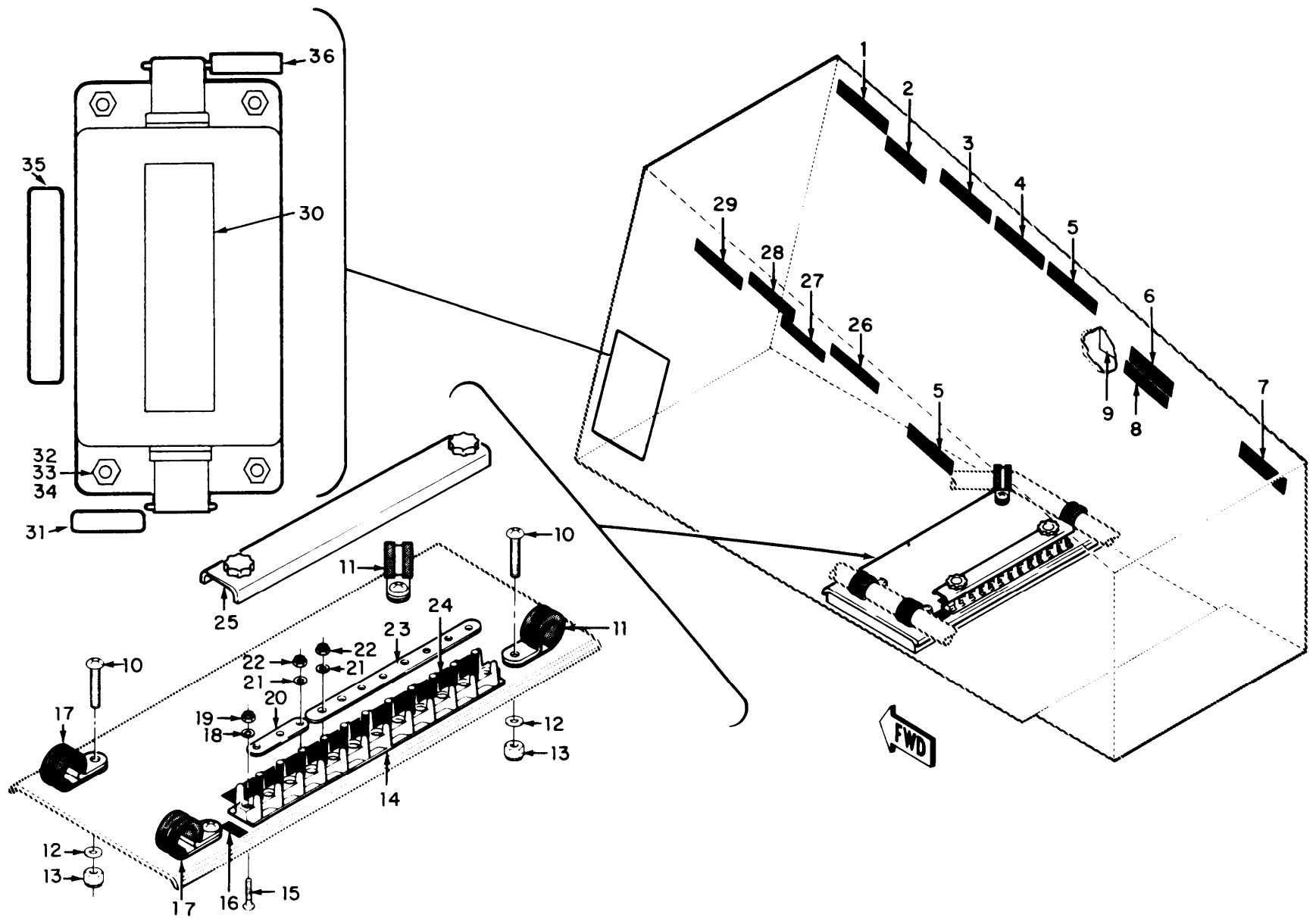
CODE

FSCM

NUMBER

UOC:5LY

END OF FIGURE



TM 11-1520-210-20P

EL3EW121

Figure 68. Communications installation Pedestal, Terminal Board Assembly and Control Panel 67.145 thru 67-17777, 68-15214 thru 68-15324.

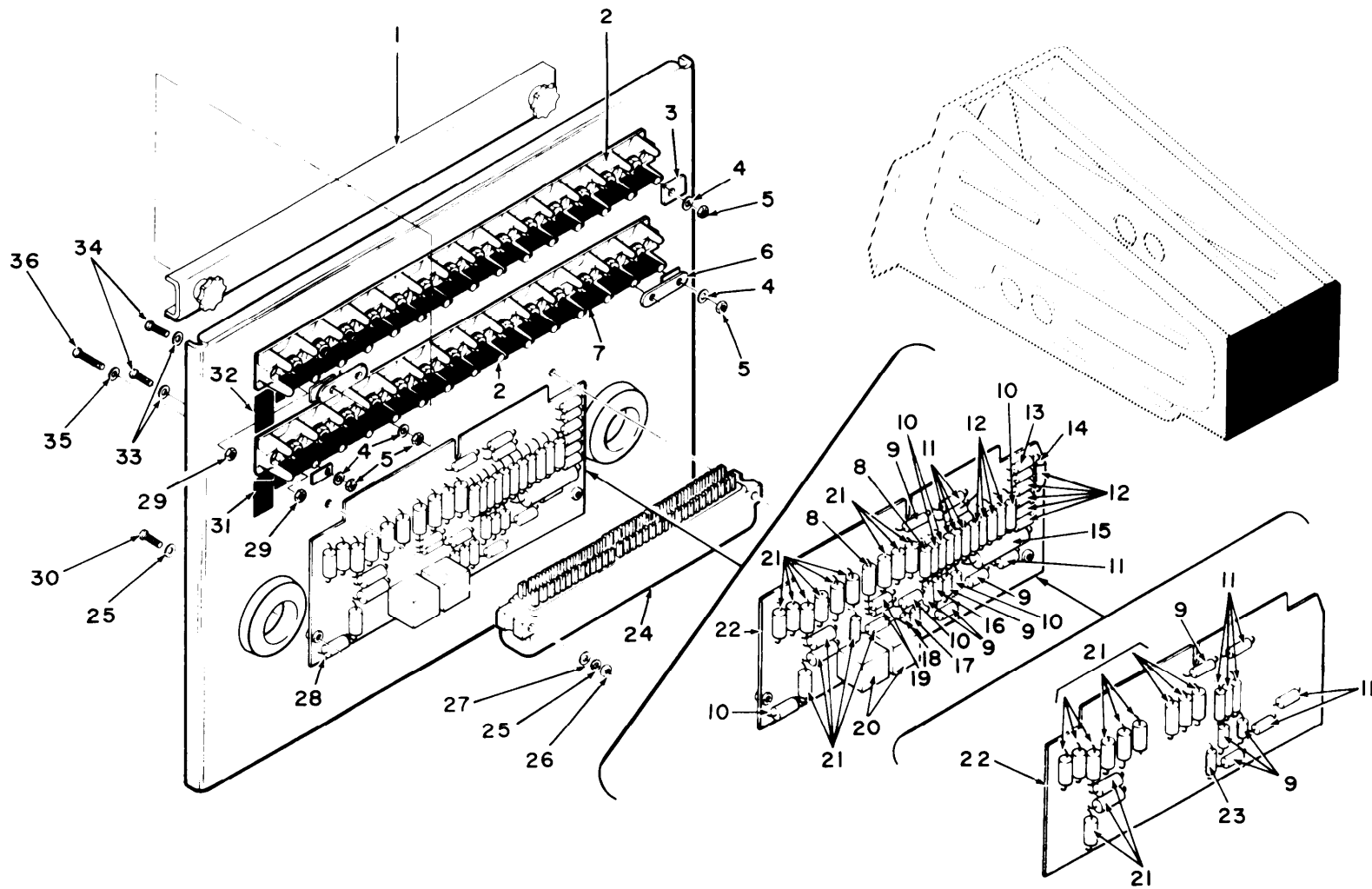


## SECTION II

TM11-1520-210-20P

(1) ITEM NO	(2) SMR CODE	(3) FSCM	(4) PART NUMBER	(5) DESCRIPTION AND USABLE ON CODE (UOC)	(6) QTY
				COMMUNICATIONS INSTALLATION PEDESTAL BOX, TERMINAL BOARD ASSEMBLY AND CONTROL PANEL 67-145 THROUGH 67-17777, 68-15214 THROUGH 68-15324	
				FIGURE 68	
1	XBOZZ	97499	204-075-197-169	DECAL UOC:5LY	1
2	XBOZZ	97499	204-075-197-77	DECAL UOC:5LY	1
3	XBOZZ	97499	204-075-197-193	DECAL UOC:5LY	1
4	XBOZZ	97499	204-075-369-401	DECAL UOC:5LY	1
5	XBOZZ	97499	204-075-369-173	DECAL UOC:5LY	2
6	XBOZZ	97499	204-075-369-205	MARKER, IDENTIFICATI UOC:5LY	1
7	XBOZZ	97499	204-075-197-85	DECAL UOC:5LY	1
8	XBOZZ	97499	204-075-369-167	DECAL UOC:5LY	1
9	XBOZZ	97499	205-075-339-1	DECAL UOC:5LY	1
11	PAOZZ	96906	MS21919WDG13	CLAMP, LOOP UOC:5LY	2
15	PAOZZ	96906	MS35206-216	SCREW, MACHINE UOC:5LY	2
17	PAOZZ	96906	MS21919WDG15	CLAMP, LOOP UOC:5LY	2
23	PAOZZ	96906	MS25226-2-8	LINK, TERMINAL CONNE UOC:5LY	1
25	PAOZZ	96906	MS18029-11S20	COVER, TERMINAL BOAR UOC:5LY	1
26	XBOZZ	97499	204-075-369-177	DECAL UOC:5LY	1
27	XBOZZ	97499	204-075-369-237	MARKER, IDENTIFICATI UOC:5LY	1
28	XBOZZ	97499	204-075-369-207	MARKER, IDENTIFICATI UOC:5LY	1
29	XBOZZ	97499	204-075-369-339	MARKER, IDENTIFICATI UOC:5LY	1

END OF FIGURE



EL3EW122

Figure 69. Communications Installation Pedestal, Impedance Matching Network and Control Panel 67.17145 thru 67.19537, 68-15214 thru 68-15324.

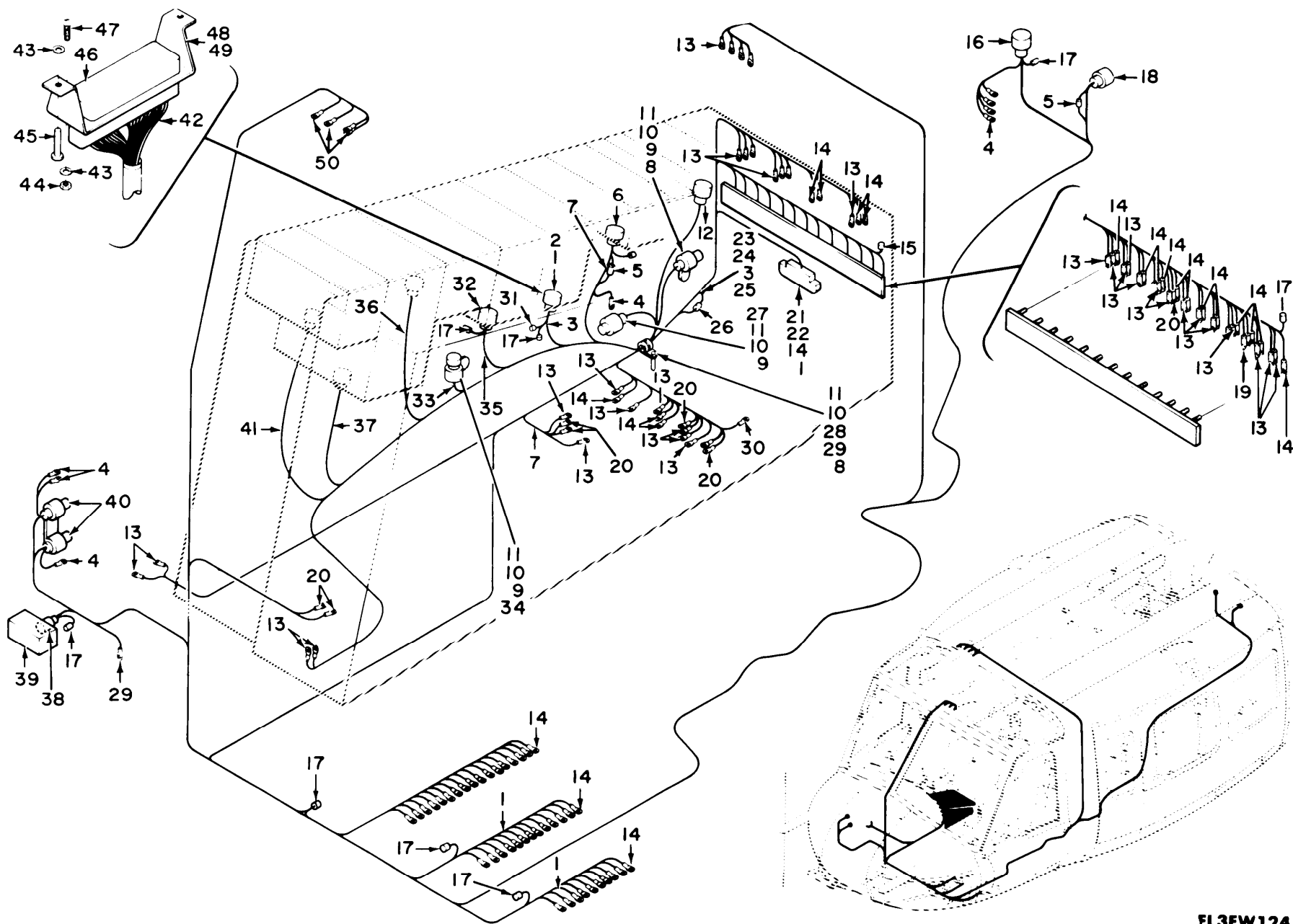
## SECTION II

TM11-1520-210-20P

(1) ITEM NO	(2) SMR CODE	(3) FSCM	(4) PART NUMBER	(5) DESCRIPTION AND USABLE ON CODE (UOC)	(6) QTY
				COMMUNICATIONS INSTALLATION PEDESTAL BOX, IMPEDANCE MATCHING NETWORK AND CONTROL PANEL 67-17145 THROUGH 67-19537, 68-15214 THROUGH 68-15324	
				FIGURE 69	
1	PAOZZ	96906	MS18029-11S20	COVER, TERMINAL BOAR UOC: 5LY	1
22	XAOHH	97499	204-075-398-1	BOARD ASSEMBLY UOC: 5LY	1
25	PAOZZ	96906	MS35333-37	WASHER, LOCK UOC: 5LY	4
26	PAOZZ	88044	AN340-5	NUT, PLAIN, HEXAGON UOC: 5LY	2
27	PAOZZ	88044	AN960PD6	WASHER, FLAT UOC: 5LY	2
29	PAOZZ	96906	MS21042-04	NUT, SELF-LOCKING, EX UOC: 5LY	2
33	PAOZZ	88044	AN960PD4L	WASHER, FLAT UOC: 5LY	4
34	PAOZZ	96906	MS35206-214	SCREW, MACHINE UOC: 5LY	4
35	PAOZZ	88044	AN960B6	WASHER, FLAT UOC: 5LY	2
36	XBOZZ	88044	AN515-5R12	SCREW, MACHINE UOC: 5LY	2
				END OF FIGURE	



SECTION II			TM11-1520-210-20P		
(1)	(2)	(3)	(4)	(5)	(6)
ITEM	SMR		PART		
NO	CODE	FSCM	NUMBER	DESCRIPTION AND USABLE ON CODE (UOC)	QTY
				COMMUNICATIONS INSTALLATION PEDESTAL BOX, JUNCTION SHELL AND CONTROL PANEL	
				FIGURE 70	
2	PAOZZ	96906	MS35206-214	SCREW, MACHINE UOC: 5LY	2
21	PAOZZ	96906	MS21042L3	NUT, SELF-LOCKING, EX UOC: 5LY	3
22	PAOZZ	88044	AN960PD10L	WASHER, FLAT UOC: 5LY	2
23	PAOZZ	96906	MS35207-267	SCREW, MACHINE UOC: 5LY	1
24	PAOZZ	18876	8022653	SPACER, SLEEVE UOC: 5LY	1
25	PAOZZ	96906	MS21919WDG10	CLAMP, LOOP UOC: 5LY	1
26	PAOZZ	96906	MS35207-263	SCREW, MACHINE UOC: 5LY	1
27	PAOZZ	18876	8521063	BRACKET, ANGLE UOC: 5LY	1
28	PAOZZ	96906	MS21919WDG14	CLAMP, LOOP UOC: 5LY	1
30	PAOZZ	96906	MS35207-265	SCREW, MACHINE UOC: 5LY	1
31	PAOZZ	18876	8168041	SPACER, SLEEVE UOC: 5LY	1
32	PAOZZ	96906	MS21919WDG26	CLAMP, LOOP UOC: 5LY	1
				END OF FIGURE	

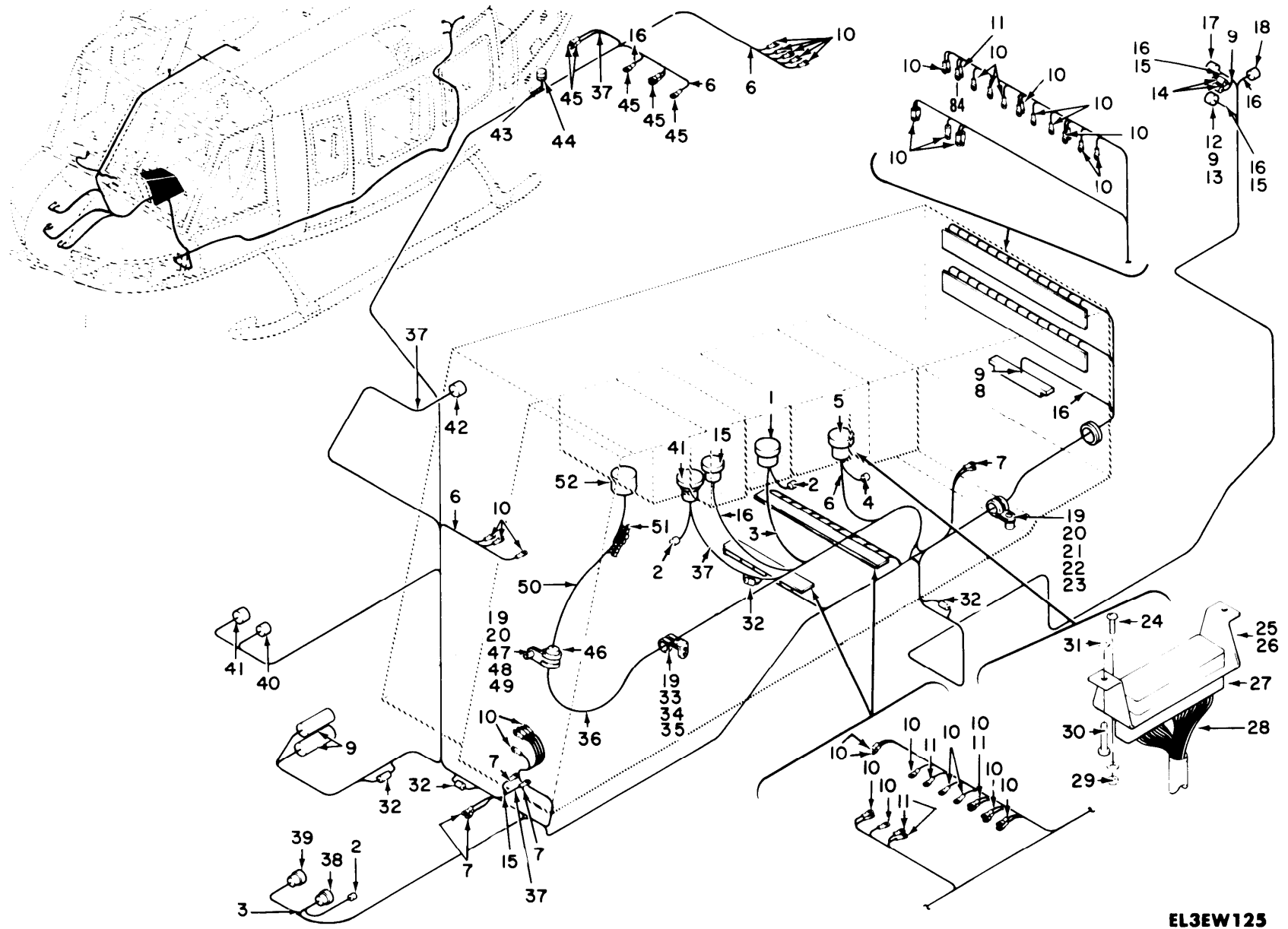


TM 11-1520-210-20P

EL3EW124

Figure 71. Communications Installation, Cable Assemblies, Pedestal, Junction Box and Control Panel.

SECTION II			TM11-1520-210-20P		
(1)	(2)	(3)	(4)	(5)	(6)
ITEM	SMR		PART		
NO	CODE	FSCM	NUMBER	DESCRIPTION AND USABLE ON CODE (UOC)	QTY
				COMMUNICATIONS INSTALLATION, CABLE ASSEMBLIES, PEDESTAL BOX AND CONTROL PANEL	
				FIGURE 71	
8	PAOZZ	96906	MS21919WDG10	CLAMP, LOOP UOC: 5LY	2
9	PAOZZ	96906	MS35207-263	SCREW, MACHINE UOC: 5LY	3
10	PAOZZ	88044	AN960PD10L	WASHER, FLAT UOC: 5LY	4
11	PAOZZ	96906	MS21042L3	NUT, SELF-LOCKING, EX UOC: 5LY	4
28	PAOZZ	96906	MS35207-267	SCREW, MACHINE UOC: 5LY	1
29	PAOZZ	18876	8022653	SPACER, SLEEVE UOC: 5LY	1
34	PAOZZ	96906	MS21919WDG20	CLAMP, LOOP UOC: 5LY	2
44	PAOZZ	96906	MS21042-04	NUT, SELF-LOCKING, EX UOC: 5LY	2
47	PAOZZ	96906	MS35206-214	SCREW, MACHINE UOC: 5LY	2
				END OF FIGURE	



TM 11-1520-210-20P

EL3EW125

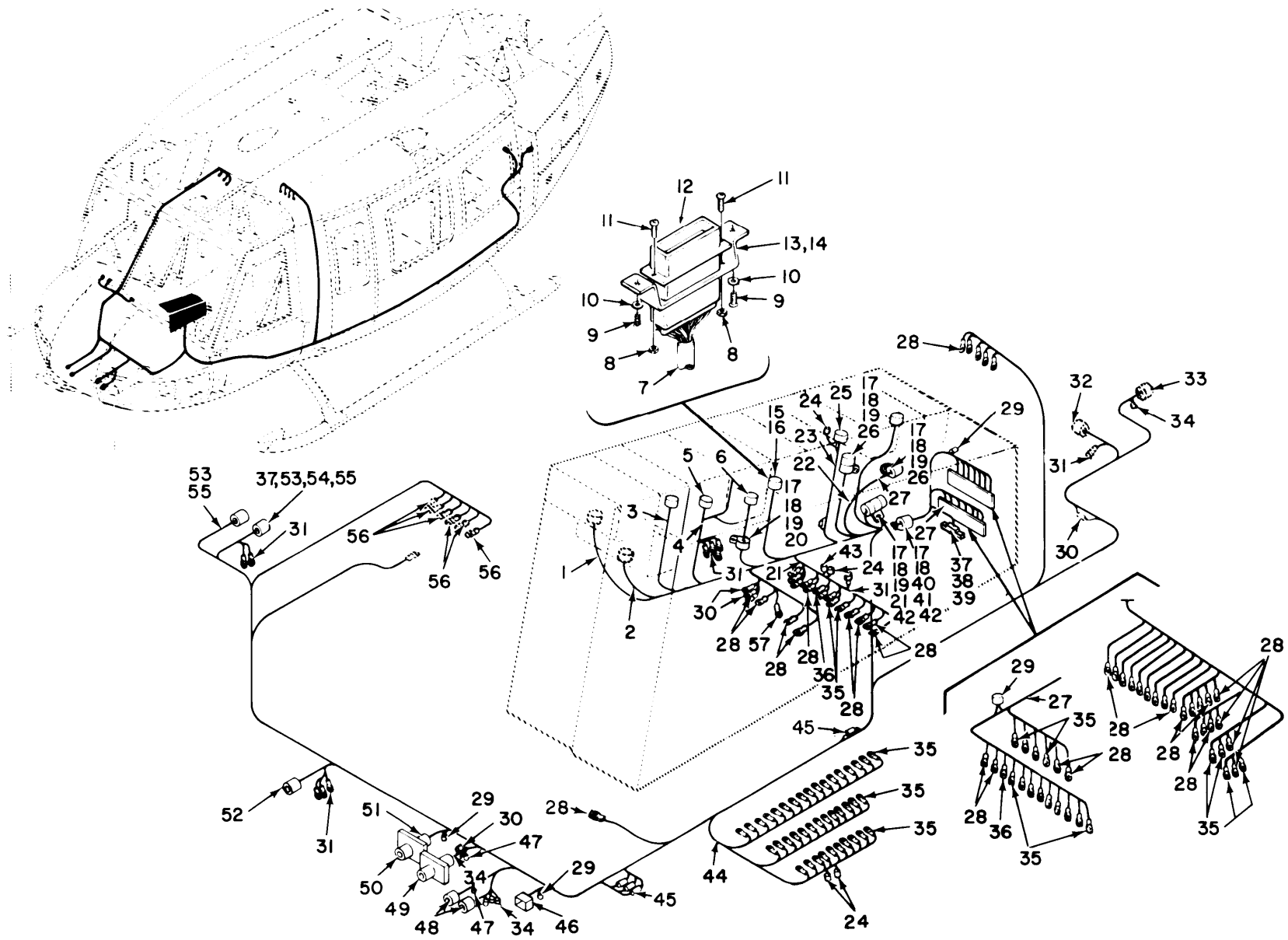
Figure 72. Communications Installation Pedestal, Junction Box and Control Panel 67-17778 thru 67-19537, 68-15214 thru 68-15324.



## SECTION II

TM11-1520-210-20P

(1) ITEM NO	(2) SMR CODE	(3) FSCM	(4) PART NUMBER	(5) DESCRIPTION AND USABLE ON CODE (UOC)	(6) QTY
				COMMUNICATIONS INSTALLATION PEDESTAL BOX AND CONTROL PANEL 67-17778 THROUGH 67-19537, 68-15214 THROUGH 68-15324	
				FIGURE 72	
19	PADZZ	96906	MS21042L3	NUT, SELF-LOCKING, EX UOC: 5LY	3
20	PAOZZ	88044	AN960PD10L	WASHER, FLAT UOC: 5LY	2
21	PAOZZ	96906	MS35207-267	SCREW, MACHINE UOC: 5LY	1
22	PAOZZ	18876	8022653	SPACER, SLEEVE UOC: 5LY	1
23	PAOZZ	96906	MS21919WDG10	CLAMP, LOOP UOC: 5LY	1
24	PAOZZ	96906	MS35206-214	SCREW, MACHINE UOC: 5LY	2
29	PAOZZ	96906	MS21042-04	NUT, SELF-LOCKING, EX UOC: 5LY	2
33	PAOZZ	96906	MS35207-263	SCREW, MACHINE UOC: 5LY	1
34	PAOZZ	18876	8521063	BRACKET, ANGLE UOC: 5LY	1
35	PAOZZ	96906	MS21919WDG14	CLAMP, LOOP UOC: 5LY	1
47	PAOZZ	96906	MS35207-265	SCREW, MACHINE UOC: 5LY	1
48	PAOZZ	18876	8168041	SPACER, SLEEVE UOC: 5LY	1
49	PAOZZ	96906	MS21919WDG26	CLAMP, LOOP UOC: 5LY	1
				END OF FIGURE	



TM 11-1520-210-20P

Figure 73. Communications Installation Pedestal, Cable Assembly and Control Panel 67-17778 thru 67-19537, 68-15214 thru 68-15324.

EL3EW126

## SECTION II

TM11-1520-210-20P

(1) ITEM NO	(2) SMR CODE	(3) FSCM	(4) PART NUMBER	(5) DESCRIPTION AND USABLE ON CODE (UOC)	(6) QTY
				COMMUNICATIONS INSTALLATION PEDESTAL BOX, CABLE ASSEMBLY AND CONTROL PANEL 67-17778 THROUGH 67-19537 68-15214 THROUGH 68-15324	
				FIGURE 73	
8	PAOZZ	96906	MS21042-04	NUT, SELF-LOCKING, EX UOC: 5LY	2
11	PAOZZ	96906	MS35206-214	SCREW, MACHINE UOC: 5LY	2
17	PAOZZ	96906	MS21042L3	NUT, SELF-LOCKING, EX UOC: 5LY	5
18	PAOZZ	88044	AN960PD10L	WASHER, FLAT UOC: 5LY	5
19	POAZZ	96906	MS35207-263	SCREW, MACHINE UOC: 5LY	4
20	PAOZZ	96906	MS21919WDG13	CLAMP, LOOP UOC: 5LY	1
26	PAOZZ	96906	MS21919WDG20	CLAMP, LOOP UOC: 5LY	2
40	PAOZZ	96906	MS35207-267	SCREW, MACHINE UOC: 5LY	1
41	PAOZZ	18876	8022653	SPACER, SLEEVE UOC: 5LY	1
42	PAOZZ	96906	MS21919WDG10	CLAMP, LOOP UOC: 5LY	2
55	PAOZZ	96906	MS25041-4-327	LIGHT, INDICATOR UOC: 5LY	2

END OF FIGURE

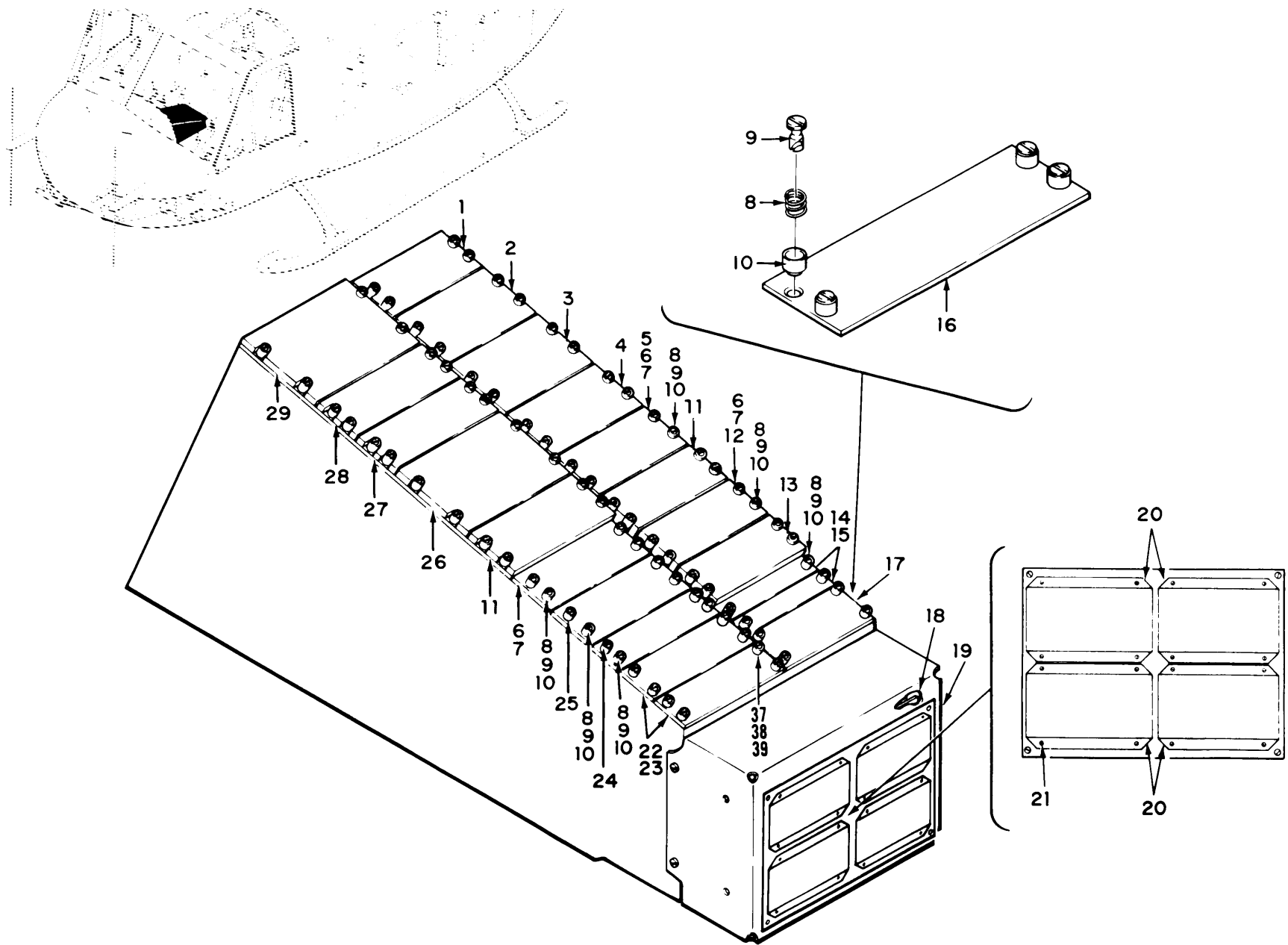


Figure 74. Communications Installation Pedestal, Junction Box and Control Panel 68-15325 thru 70-15932.

SECTION II		TM11-1520-210-20P		C01	
(1)	(2)	(3)	(4)	(5)	(6)
ITEM	SMR		PART		
NO	CODE	FSCM	NUMBER	DESCRIPTION AND USABLE ON CODE (UOC)	QTY
				GROUP 03 COMMUNICATIONS INSTALLATION PEDESTAL BOX AND CONTROL PANEL 68-15325 THROUGH 70-15932	
				FIGURE 74	
5	PAODD	80058	C-8156/ARC	CONTROL, INDICATOR UOC:5LY	1
7	PAOZZ	97499	204-075-266-1	PANEL, BLANK UOC:5LY	4
* 11	PAODD	80058	C-1611/AIC	CONTROL, INTERCOMMUN THIS PART/ ASSEMBLY IS REMOVED FROM THE AIRCRAFT SUBSEQUENT TO THE INSTALLATION OF THE FOLLOWING: MWO 55-1520-50-22. REFER TO SUPPLEMENT 2 TO THIS TM FOR THE NEW CONFIGURATION UOC:5LY	2
* 12	PAODD	80058	C-4940/ARC-94	CONTROL, RADIO SET THIS PART/ ASSEMBLY IS REMOVED FROM THE AIRCRAFT SUBSEQUENT TO THE INSTALLATION OF THE FOLLOWING: MWO 55-1520-50-16. REFER TO SUPPLEMENT 2 TO THIS TM FOR THE NEW CONFIGURATION UOC:5LY	1
* 13	PAODD	80058	C-6899/ARN-83	CONTROL, DIRECTION F THIS PART/ ASSEMBLY IS REMOVED FROM THE AIRCRAFT SUBSEQUENT TO THE INSTALLATION OF THE FOLLOWING: MWO 55-1520-50-18. REFER TO SUPPLEMENT 2 TO THIS TM FOR THE NEW CONFIGURATION UOC:5LY	1
15	PAOZZ	97499	204-075-266-41	PANEL, BLANK UOC:5LY	2
17	XBOFF	97499	204-075-266-29	PANEL ASSEMBLY, BLAN UOC:5LY	1
18	XBOZZ	97499	205-075-373-1	DECAL UOC:5LY	1
* 20	PAOHH	80058	MD-736A	DISCRIMINATOR DISCR THIS PART/ ASSEMBLY IS REMOVED FROM THE AIRCRAFT SUBSEQUENT TO THE INSTALLATION OF THE FOLLOWING: MWO 55-1520-50-22. REFER TO SUPPLEMENT 2 TO THIS TM FOR THE NEW CONFIGURATION UOC:5LY	2
22	PAOZZ	97499	204-075-266-37	PANEL, BLANK	2

SECTION II		TM11-1520-210-20P	C01		
(1)	(2)	(3)	(4)	(5)	(6)
ITEM	SMR	PART			
NO	CODE	FSCM	NUMBER	DESCRIPTION AND USABLE ON CODE (UOC)	QTY
				UOC:5LY	
24	PAOZZ	97499	204-075-266-53	PANEL ASSEMBLY AN/ARC114	1
				UOC:5LY,5LZ	
* 25	PAOZZ	97499	1560-UH1-653	RADIO SELECT CONTRO THIS PART/ ASSEMBLY IS REMOVED FROM THE AIRCRAFT SUBSEQUENT TOTHE INSTALLATION OF THE FOLLOWING: MWO 55-1520-50-21 OR 22. REFER TO SUPPLEMENT 2 TO THIS TM FOR THE NEW CONFIGURATION	1
				UOC:5LY,5LZ	
* 26	PAOFD	80058	C-6287/ARC-51BX	CONTROL,RADIO SET THIS PART/ ASSEMBLY IS REMOVED FROM THE AIRCRAFT SUBSEQUENT TOTHE INSTALLATION OF THE FOLLOWING: MWO 55-1520-50-13. REFER TO SUPPLEMENT 2 TO THE TM FOR THE NEW CONFIGURATION	1
				UOC:5LY	
* 27	PAODD	80058	C-7197/ARC-134	CONTROL,RADIO SET THIS PART/ ASSEMBLY IS REMOVED FROM THE AIRCRAFT SUBSEQUENT TOTHE INSTALLATION OF THE FOLLOWING: MWO 55-1520-50-14. REFER TO SUPPLEMENT 2 TO THIS TM FOR THE NEW CONFIGURATION	1
				UOC:5LY	
* 28	PAODD	80058	C-6873/ARN-82	CONTROL,RADIO SET THIS PART/ ASSEMBLY IS REMOVED FROM THE AIRCRAFT SUBSEQUENT TOTHE INSTALLATION OF THE FOLLOWING: MWO 55-1520-50-19. REFER TO SUPPLEMENT 2 TO THIS TM FOR THE NEW CONFIGURATION	1
				UOC:5LY	
28	XBODD	80058	C-6873B/ARN-82	CONTROL,RADIO SET MWO 55-1520-210- 30-45	1
				UOC:5LY,5LZ	
* 29	PAODF	80058	C-6280/APX	CONTROL,TRANSPONDER THIS PART/ ASSEMBLY IS REMOVED FROM THE AIRCRAFT SUBSEQUENT TOTHE INSTALLATION OF THE FOLLOWING: MWO 55-1520-50-15. REFER TO SUPPLEMENT 2 TO THIS TM FOR THE NEW CONFIGURATION	1
				UOC:5LY	

END OF FIGURE



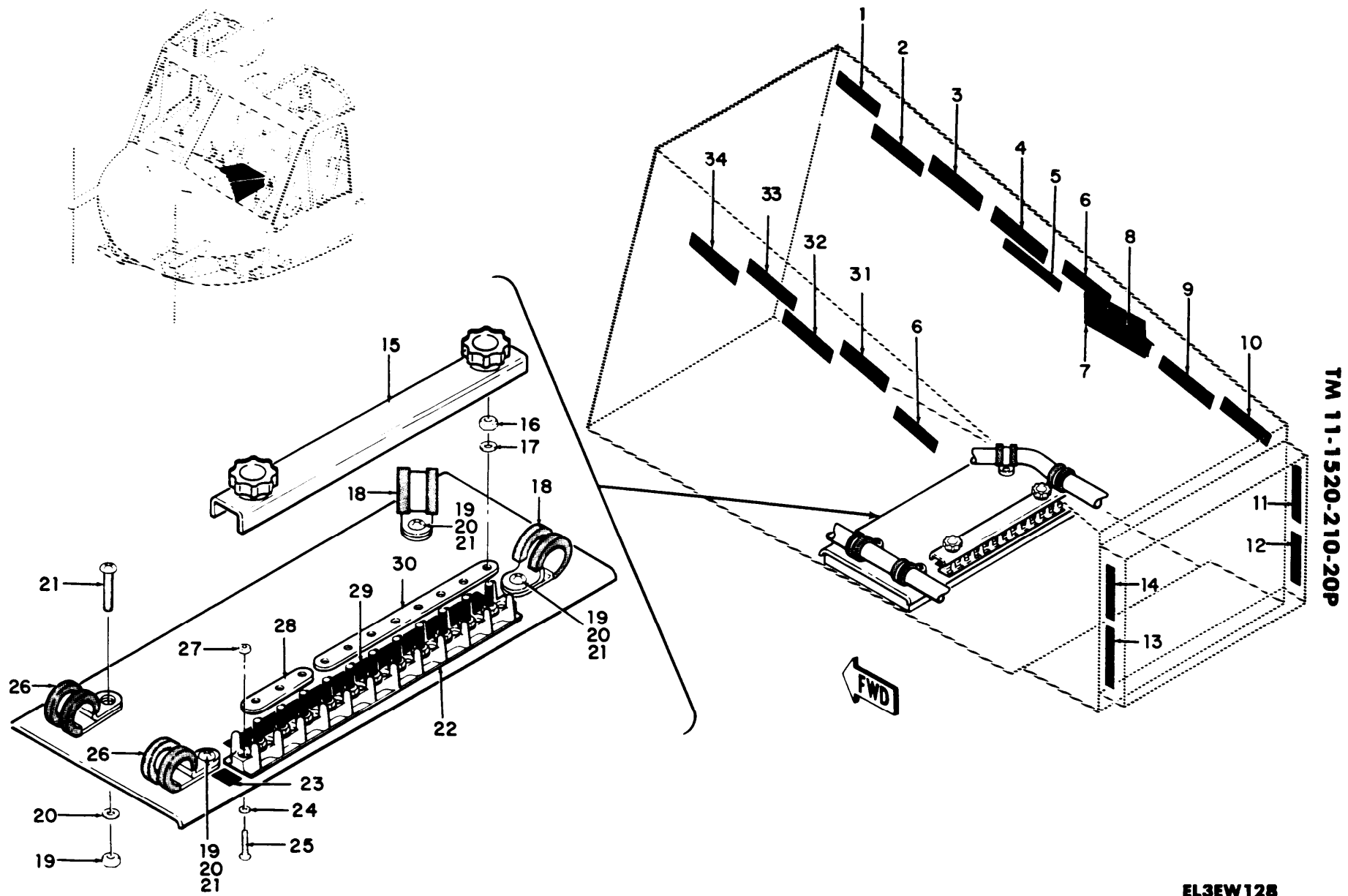


Figure 75. Communications Installation Pedestal, Junction Box and Control Panel 69.15547 thru 70-15932.

EL3EW128



SECTION II			TM11-1520-210-20P		
(1)	(2)	(3)	(4)	(5)	(6)
ITEM	SMR		PART		
NO	CODE	FSCM	NUMBER	DESCRIPTION AND USABLE ON CODE (UOC)	QTY
				COMMUNICATIONS INSTALLATION PEDESTAL BOX AND CONTROL PANEL 69-15547 THROUGH 70-15932	
				FIGURE 75	
1	XBOZZ	97499	204-075-197-169	DECAL UOC:5LY	1
2	XBOZZ	97499	204-075-197-77	DECAL UOC:5LY	1
3	XBOZZ	97499	204-075-197-193	DECAL UOC:5LY	1
4	XBOZZ	97499	204-075-369-401	DECAL UOC:5LY	1
5	XBOZZ	97499	204-075-369-317	MARKER, IDENTIFICATI UOC:5LY	1
6	XBOZZ	97499	204-075-369-173	DECAL UOC:5LY	2
7	XBOZZ	97499	204-075-339-1	DECAL UOC:5LY	1
8	XBOZZ	97499	204-075-369-167	DECAL UOC:5LY	1
9	XBOZZ	97499	204-075-369-204	DECAL UOC:5LY	1
10	XBOZZ	97499	204-075-197-85	DECAL UOC:5LY	1
11	XBOZZ	97499	204-075-369-319	DECAL UOC:5LY	1
12	XBOZZ	97499	204-075-369-323	DECAL UOC:5LY	1
13	XBOZZ	97499	204-075-369-325	DECAL UOC:5LY	1
14	XBOZZ	97499	204-075-369-321	DECAL UOC:5LY	1
15	PAOZZ	96906	MS18029-11S20	COVER, TERMINAL BOAR UOC:5LY	1
18	PAOZZ	96906	MS21919WDG13	CLAMP, LOOP UOC:5LY	2
19	PAOZZ	96906	MS21042L3	NUT, SELF-LOCKING, EX UOC:5LY	4
20	PAOZZ	88044	AN960PD10L	WASHER, FLAT UOC:5LY	4
21	PAOZZ	96906	MS35207-263	SCREW, MACHINE UOC:5LY	4
24	PAOZZ	88044	AN960PD4L	WASHER, FLAT UOC:5LY	2
25	PAOZZ	96906	MS35206-216	SCREW, MACHINE UOC:5LY	2
26	PAOZZ	96906	MS21919WDG15	CLAMP, LOOP UOC:5LY	2

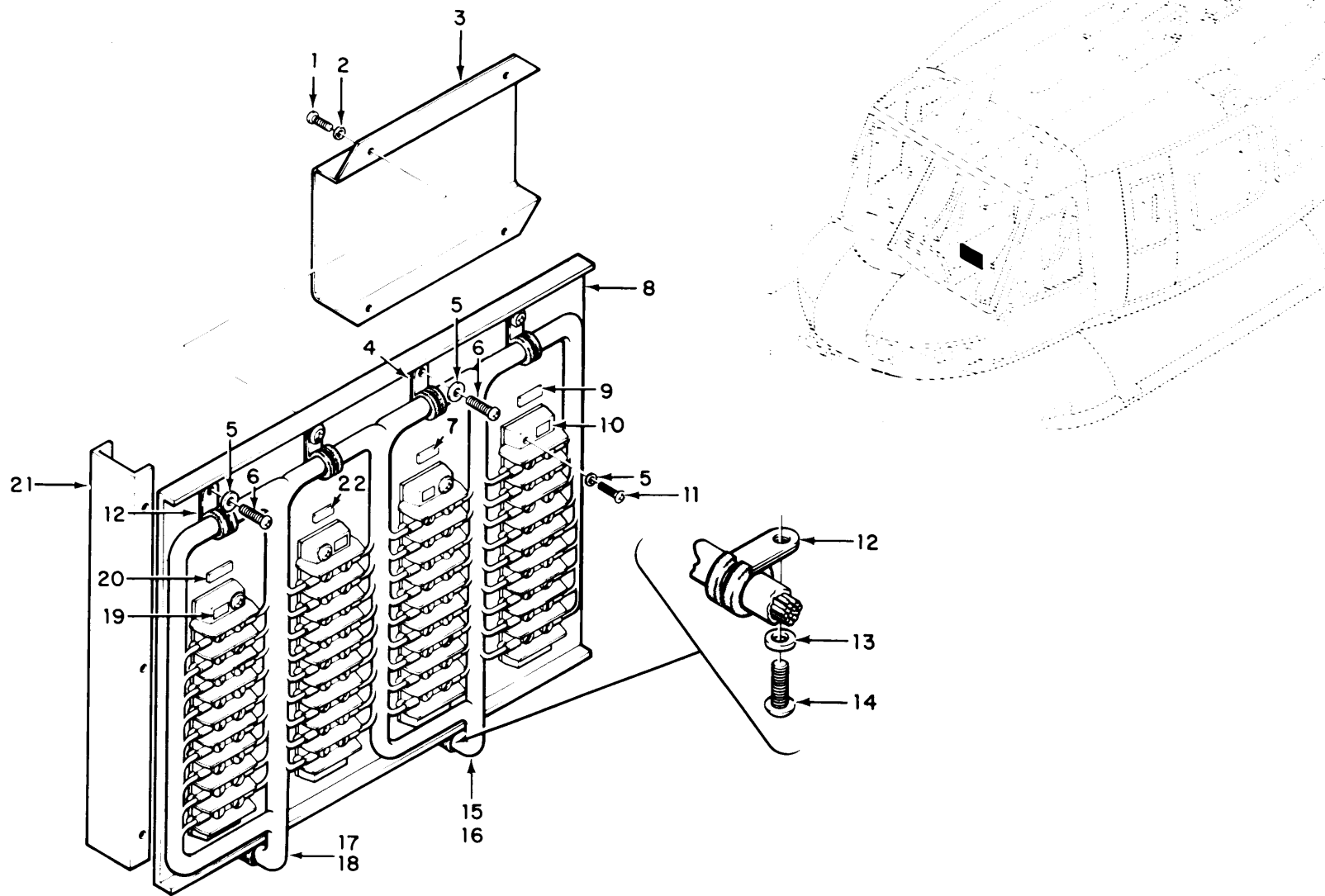
## SECTION II

TM11-1520-210-20P

(1)	(2)	(3)	(4)	(5)	(6)
ITEM	SMR		PART		
NO	CODE	FSCM	NUMBER	DESCRIPTION AND USABLE ON CODE (UOC)	QTY
27	PAOZZ	96906	MS21042-04	NUT, SELF-LOCKING, EX UOC:5LY	2
30	PAOZZ	96906	MS25226-2-8	LINK, TERMINAL CONNE UOC:5LY	1
31	XBOZZ	97499	204-075-369-177	DECAL UOC:5LY	1
32	XBOZZ	97499	204-075-369-237	MARKER, IDENTIFICATI UOC:5LY	1
33	XBOZZ	97499	204-075-369-207	MARKER, IDENTIFICATI UOC:5LY	1
34	XBOZZ	97499	204-075-369-339	MARKER, IDENTIFICATI UOC:5LY	1

END OF FIGURE





TM 11-1520-210-20P

EL3EW129

Figure 76. Communications Installation Pedestal, Terminal Board Assembly  
68-15325 thru 70-15932.

SECTION II		TM11-1520-210-20P		C01	
(1)	(2)	(3)	(4)	(5)	(6)
ITEM	SMR		PART		
NO	CODE	FSCM	NUMBER	DESCRIPTION AND USABLE ON CODE (UOC)	QTY
				GROUP 03 COMMUNICATIONS INSTALLATION PEDESTAL BOX, TERMINAL BOARD ASSEMBLY, AND CONTROL PANEL 68-15312 THROUGH 70-15932	
				FIGURE 76	
1	PAOZZ	96906	MS35206-227	SCREW,MACHINE UOC:5LY	16
2	PAOZZ	80205	NAS620-6L	WASHER,FLAT UOC:5LY	16
* 3	PAOHH	80058	MD-736A	DISCRIMINATOR DISCR THIS PART/ ASSEMBLY IS REMOVED FROM THE AIRCRAFT SUBSEQUENT TOTHE INSTALLATION OF THE FOLLOING: MW0 55-1520-50-22. REFER TO SUPPLEMENT 2 TO THIS TM FOR THE NEW CONFIGURATION UOC:5LY	4
4	PAOZZ	96906	MS21919WDG6	CLAMP,LOOP UOC:5LY	2
5	PAOZZ	88044	AN960B6	WASHER,FLAT UOC:5LY	1
6	PAOZZ	96906	MS35206-231	SCREW,MACHINE UOC:5LY	4
11	PAOZZ	96906	MS35206-232	SCREW,MACHINE UOC:5LY	8
12	PAOZZ	96906	MS21919WDG8	CLAMP,LOOP UOC:5LY	4
13	PAOZZ	88044	AN960PD10L	WASHER,FLAT UOC:5LY	2
14	PAOZZ	96906	MS35207-263	SCREW,MACHINE UOC:5LY	2
				END OF FIGURE	

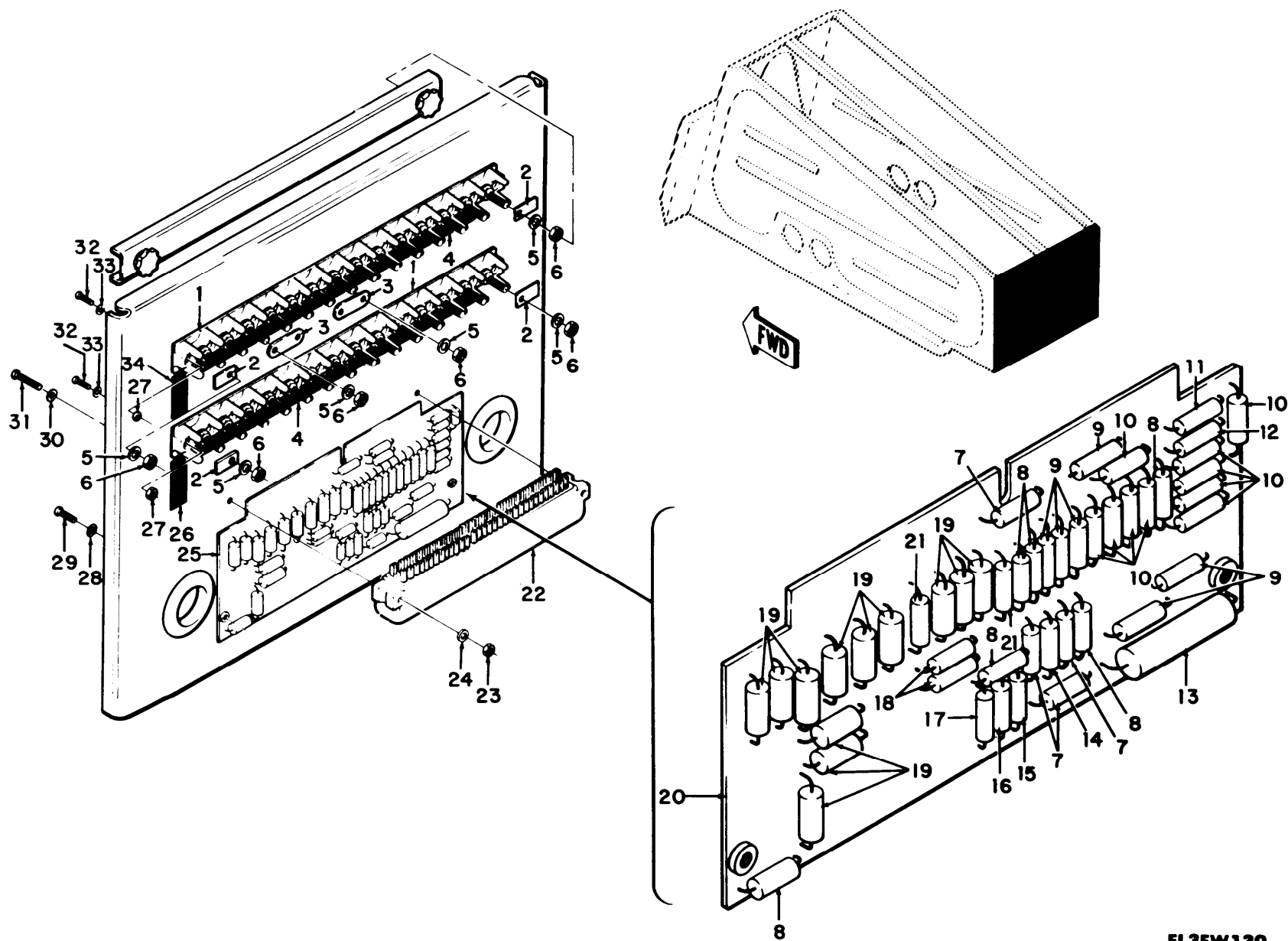
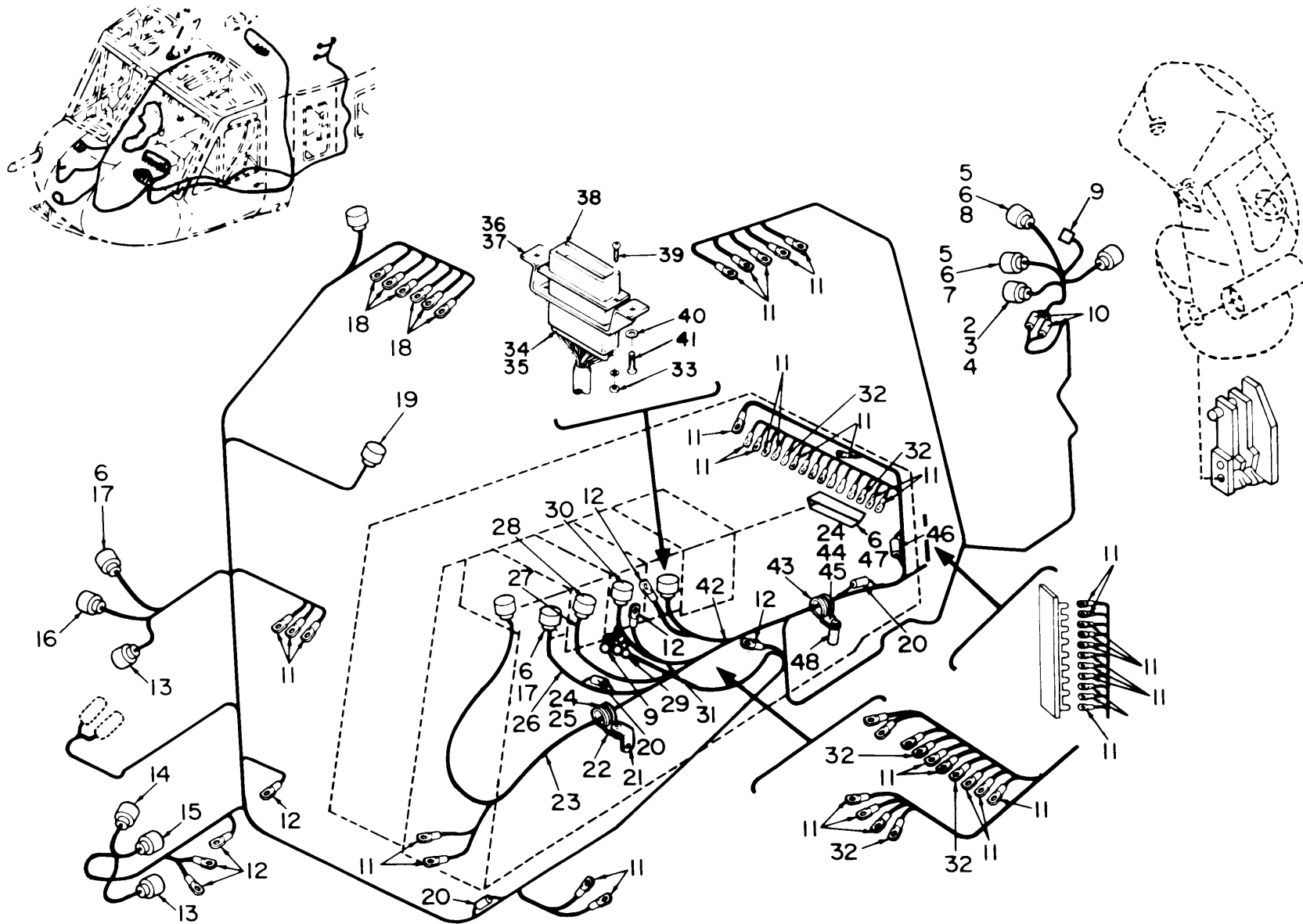


Figure 77. Communications Installation Pedestal, Impedance Matching Network and Control Panel 68-15325 thru 70-15932.

EL3EW130

SECTION II			TM11-1520-210-20P		
(1)	(2)	(3)	(4)	(5)	(6)
ITEM	SMR		PART		
NO	CODE	FSCM	NUMBER	DESCRIPTION AND USABLE ON CODE (UOC)	QTY
				COMMUNICATIONS INSTALLATION PEDESTAL BOX, IMPEDANCE MATCHING NETWORK AND CONTROL PANEL 68-15325 THROUGH 70-15932	
				FIGURE 77	
20	XAOHH	97499	204-075-398-1	BOARD ASSEMBLY UOC:5LY	1
23	PADZZ	96906	MS35649-262	NUT,PLAIN,HEXAGON UOC:5LY	2
30	PAOZZ	88044	AN960B6	WASHER,FLAT UOC:5LY	2
31	PAOZZ	96906	MS35206-232	SCREW,MACHINE UOC:5LY	2
32	PAOZZ	96906	MS35206-214	SCREW,MACHINE UOC:5LY	4
				END OF FIGURE	



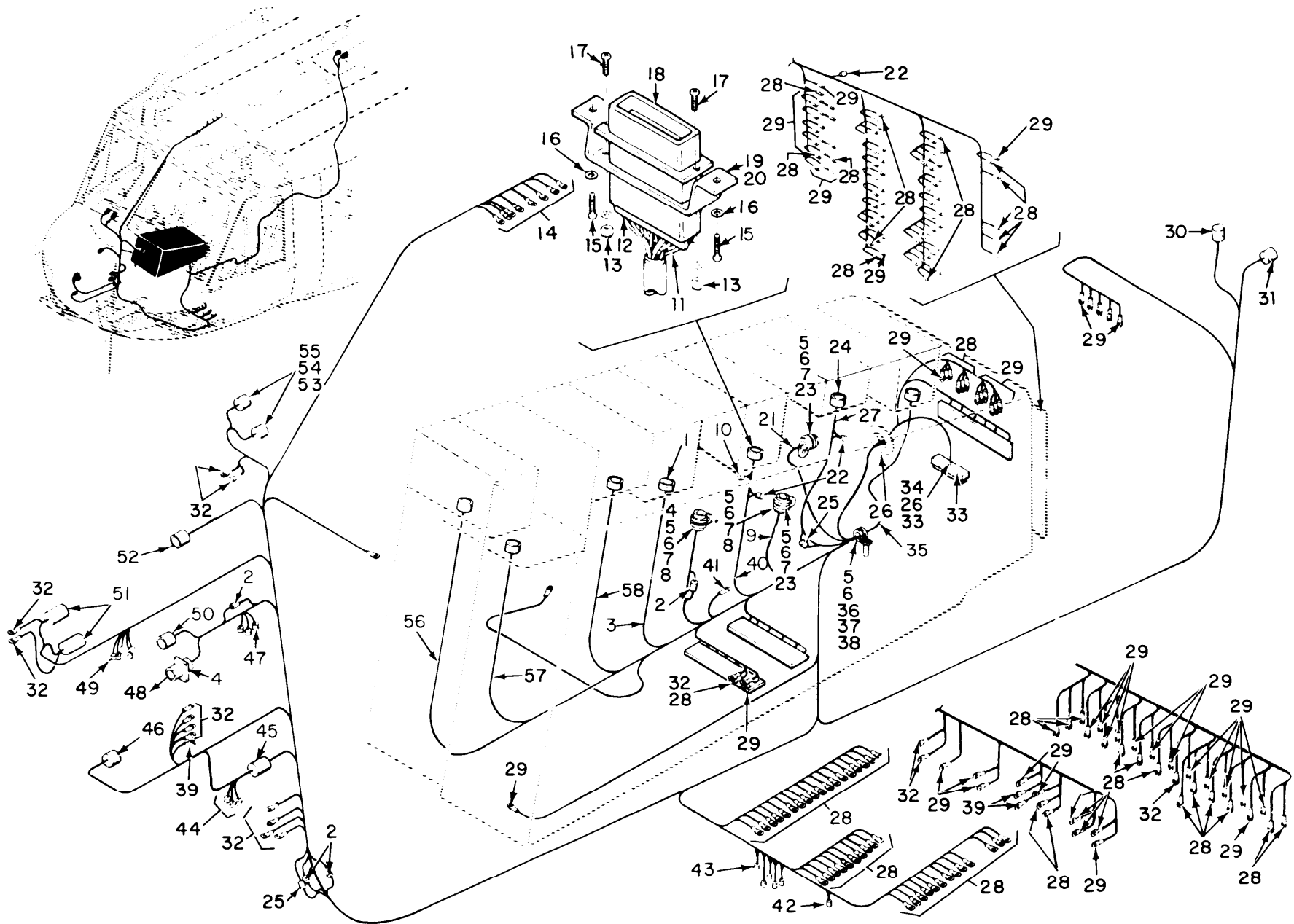
TM 11-1520-210-20P

EL3EW131

Figure 78. Communications Installation Pedestal, Junction Box and Control Panel Cabling 68-15325 thru 78-15932



SECTION II			TM11-1520-210-20P		
(1)	(2)	(3)	(4)	(5)	(6)
ITEM	SMR		PART		
NO	CODE	FSCM	NUMBER	DESCRIPTION AND USABLE ON CODE (UOC)	QTY
				COMMUNICATIONS INSTALLATION PEDESTAL BOX AND CONTROL PANEL, CABLING 68-15325 THROUGH 70-15932	
				FIGURE 78	
1	XBOZZ	73949	X942-2	SWITCH, TRIGGER UOC: 5LY	1
21	PAOZZ	18876	8521063	BRACKET, ANGLE UOC: 5LY	1
22	PAOZZ	96906	MS21919WDG14	CLAMP, LOOP UOC: 5LY	1
24	PAOZZ	96906	MS21042L3	NUT, SELF-LOCKING, EX UOC: 5LY	2
25	PAOZZ	96906	MS35207-263	SCREW, MACHINE UOC: 5LY	1
33	PAOZZ	96906	MS21042-04	NUT, SELF-LOCKING, EX UOC: 5LY	1
39	PAOZZ	96906	MS35206-214	SCREW, MACHINE UOC: 5LY	2
43	PAOZZ	96906	MS21919WDG16	CLAMP, LOOP UOC: 5LY	1
44	PAOZZ	96906	MS35207-267	SCREW, MACHINE UOC: 5LY	1
45	PAOZZ	88044	AN960PD10L	WASHER, FLAT UOC: 5LY	1
48	PAOZZ	18876	8022653	SPACER, SLEEVE UOC: 5LY	1
				END OF FIGURE	



TM 11-1520-210-20P

Figure 79. Communications Installation Pedestal, Junction Shell and Control Panel 68.15325 thru 70-15932.

EL3EW132

SECTION II			TM11-1520-210-20P		
(1)	(2)	(3)	(4)	(5)	(6)
ITEM	SMR		PART		
NO	CODE	FSCM	NUMBER	DESCRIPTION AND USABLE ON CODE (UOC)	QTY
				COMMUNICATIONS INSTALLATION PEDESTAL BOX, JUNCTION SHELL, AND CONTROL PANEL 68-15325 THROUGH 70-15932	
				FIGURE 79	
5	PAOZZ	96906	MS21042L3	NUT, SELF-LOCKING, EX UOC: 5LY, 5LZ	4
6	PAOZZ	88044	AN960PD10L	WASHER, FLAT UOC: 5LY, 5LZ	4
7	PAOZZ	96906	MS35207-263	SCREW, MACHINE UOC: 5LY, 5LZ	3
8	PAOZZ	96906	MS21919WDG13	CLAMP, LOOP UOC: 5LY, 5LZ	1
17	PAOZZ	96906	MS35206-214	SCREW, MACHINE UOC: 5LY, 5LZ	2
23	PAOZZ	96906	MS21919WDG20	CLAMP, LOOP UOC: 5LY, 5LZ	4
36	PAOZZ	96906	MS35207-267	SCREW, MACHINE UOC: 5LY, 5LZ	1
37	PADZZ	18876	8022653	SPACER, SLEEVE UOC: 5LY, 5LZ	1
38	PAOZZ	96906	MS21919WDG16	CLAMP, LOOP UOC: 5LY, 5LZ	1
				END OF FIGURE	

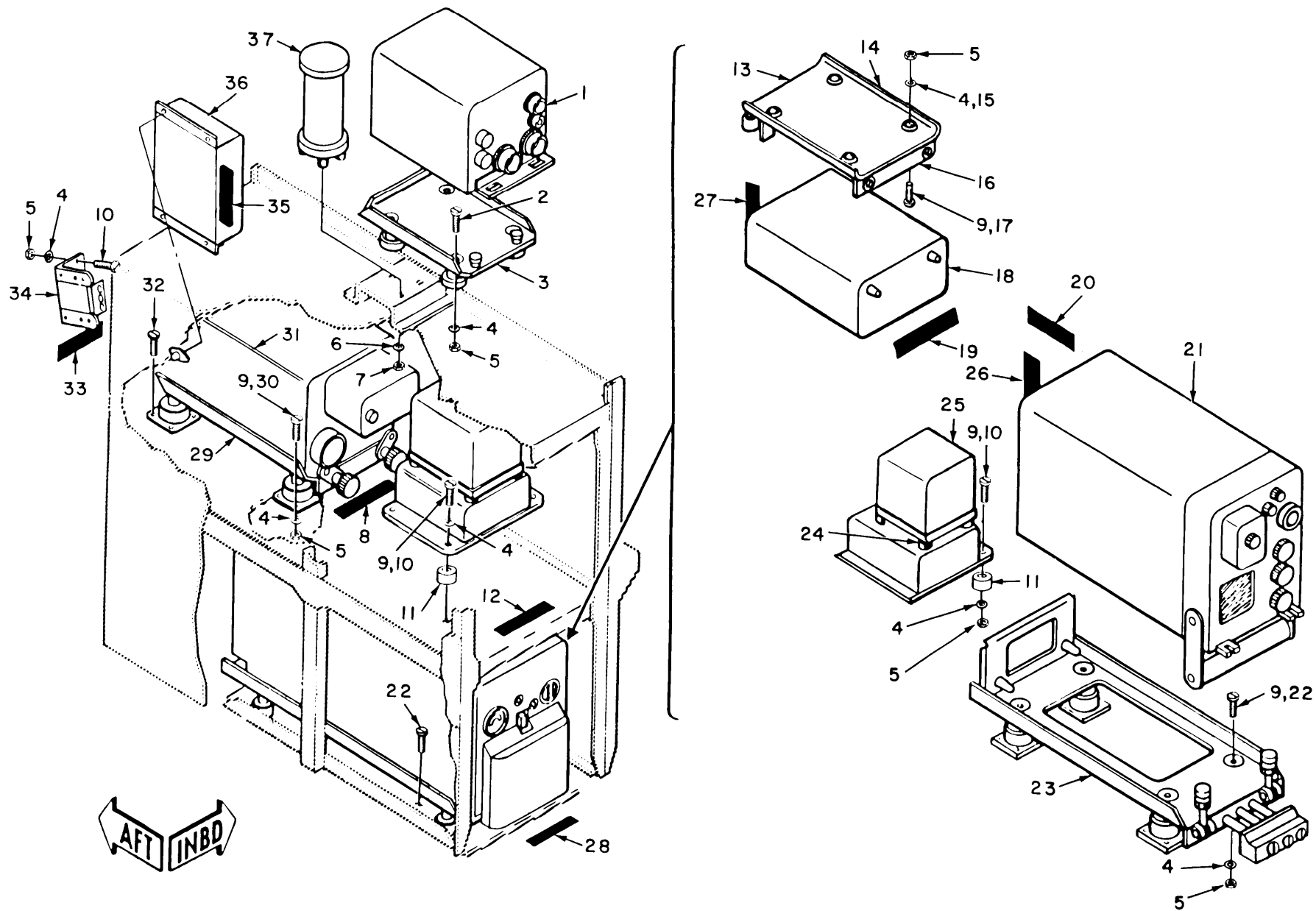


Figure 80. Equipment Installation, Communications, Electrical and Radio Compartment 62-2106 thru 62-12372, 63.8739 thru 63-13002, 64-13492 thru 13901, 65-9565 thru 65.12895 (AN/ARC-54).

## SECTION II

TM11-1520-210-20P

(1) ITEM NO	(2) SMR CODE	(3) FSCM	(4) PART NUMBER	(5) DESCRIPTION AND USABLE ON CODE (UOC)	(6) QTY
				GROUP 04 EQUIPMENT INSTALLATION, COMMUNICATIONS, ELECTRICAL AND RADIO COMPONENTS 62-2106 THRU 62-12372, 63-8739 THRU 63-13002, 64-13492 THRU 64-13901, 65-9565 THRU 65-12895 (AN/ARC-54) FIGURE 80	
1	PDODD	80058	T-366A/ARC	TRANSMITTER,RADIO UOC:5LZ	1
2	PAOZZ	96906	MS35206-238	SCREW,MACHINE UOC:5LZ	4
2	XBOZZ	96906	MS35206-361	SCREW,MACHINE UOC:5LZ	4
3	PAOZZ	80058	MT-1142/ARC	RACK,ELECTRICAL EQU UOC:5LZ	1
4	PAOZZ	88044	AN960PD8L	WASHER,FLAT UOC:FGK,5LZ	22
5	PAOZZ	96906	MS21042L08	NUT,SELF-LOCKING,EX UOC:5LZ	20
6	PAOZZ	88044	AN960B6	WASHER,FLAT UOC:5LZ	3
7	PAOZZ	96906	MS21042L06	NUT,SELF-LOCKING,EX UOC:5LZ	3
8	XBOZZ	97499	204-075-369-5	DECAL OR EFFECTIVITY 63-8739 THRU 65-12895 UOC:5LZ	1
8	XBOZZ	97499	204-075-342-41	MARKER,IDENTIFICATI EFFECTIVITY 62- 2106 THRU 62-12372 UOC:5LZ	1
9	PAOZZ	96906	MS35206-233	SCREW,MACHINE UOC:5LZ	12
10	PAOZZ	96906	MS35206-246	SCREW,MACHINE UOC:5LZ	6
11	PAOZZ	80205	NAS43DD3-8	SPACER,SLEEVE UOC:5LZ	4
12	XBOZZ	97499	204-075-369-105	DECAL OR EFFECTIVITY 63-8739 THRU 65-12895 UOC:5LZ	1
12	XBOZZ	97499	204-075-342-67	MARKER,IDENTIFICATI EFFECTIVITY 62- 2106 THRU 62-12372 UOC:5LZ	1
15	PAOZZ	88044	AN960PD8	WASHER,FLAT UOC:5LZ	1
17	PAOZZ	96906	MS35206-243	SCREW,MACHINE UOC:5LZ	4
18	PAODD	80058	TSEC/KY-28	TSECKY28 UOC:5LY,5LZ	1
21	PAOHH	80058	RT-348/ARC-54	RECEIVER-TRANSMITTE UOC:5LZ	1

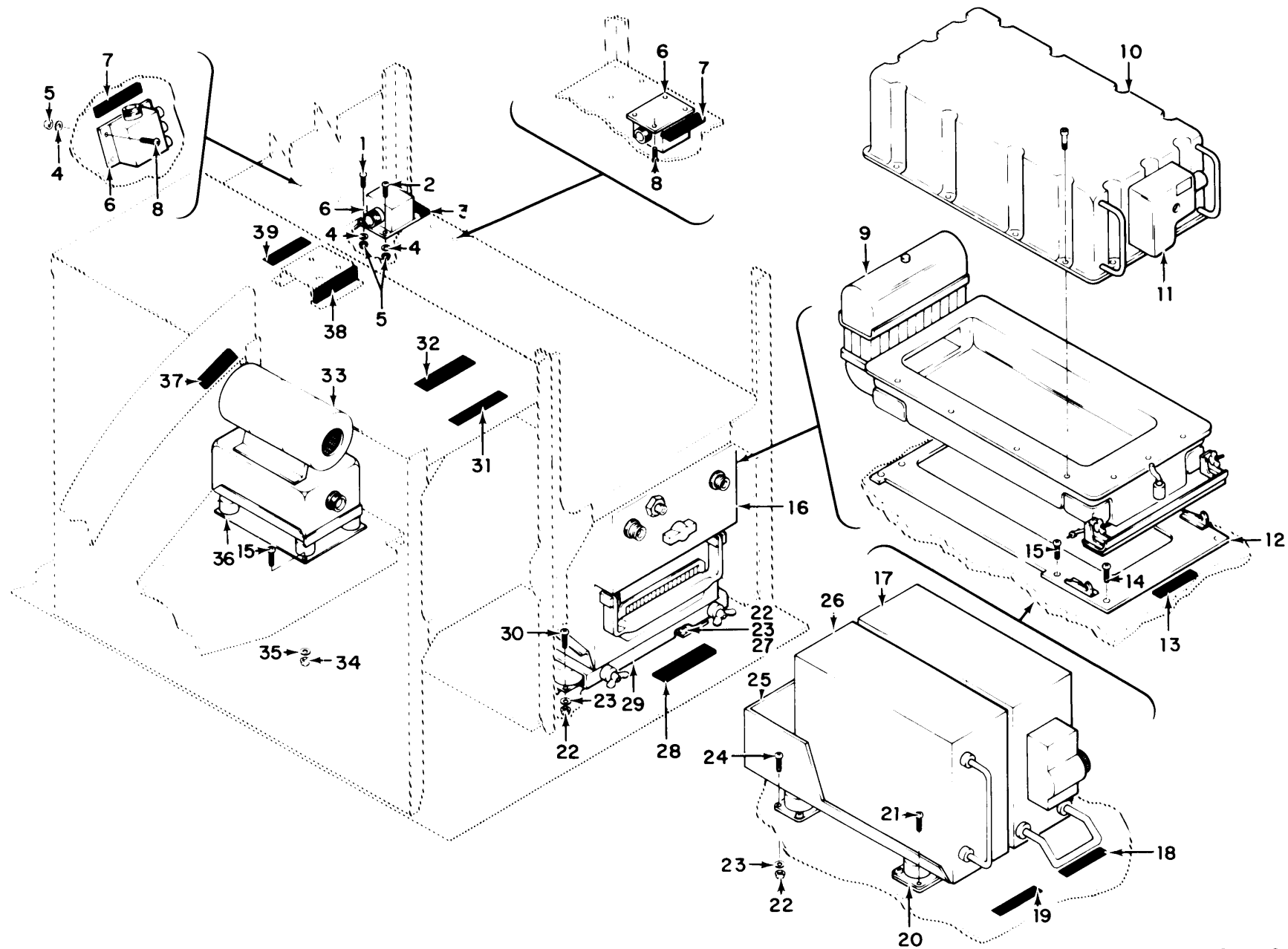
## SECTION II

TM11-1520-210-20P

(1) ITEM NO	(2) SMR CODE	(3) FSCM	(4) PART NUMBER	(5) DESCRIPTION AND USABLE ON CODE (UOC)	(6) QTY
22	PAOZZ	96906	MS35206-245	SCREW, MACHINE UOC:5LZ	10
23	PAOZZ	80058	MT-1535/ARC-54	MOUNTING BASE, ELECT UOC:5LZ	1
24	PAODD	00781	P12	POWER UNIT UOC:5LZ	1
25	PFODD	80058	DY-86/ARN-30	DYNAMOTOR UOC:5LZ	1
26	XBOZZ	97499	204-075-342-11	MARKER, IDENTIFICATI EFFECTIVITY 62- 2106 THRU 62-12372 UOC:5LZ	1
26	XBOZZ	97499	204-075-369-3	DECAL EFFECTIVITY 63-8739 THRU 65- 12895 UOC:5LZ	1
28	XBOZZ	97499	204-075-369-1	DECAL EFFECTIVITY 63-8739 THRU 65- 12895 UOC:5LZ	1
28	XBOZZ	97499	204-075-342-3	DECAL OR EFFECTIVITY 62-2106 THRU 62-12372 UOC:5LZ	1
28	XBOZZ	97499	204-075-369-135	DECAL EFFECTIVITY 63-8739 THRU 65- 12895 UOC:5LZ	1
29	PAOHH	80058	MT-2018/ARN	MOUNTING UOC:5LZ	1
30	PAOZZ	96906	MS35206-332	SCREW, MACHINE UOC:5LZ	2
31	PAODD	80058	R-836/ARN	RECEIVER, RADIO UOC:5LZ	1
32	PAOZZ	96906	MS35206-242	SCREW, MACHINE UOC:5LZ	2
33	XBOZZ	97499	205-075-136-7	DECAL UOC:5LZ	1
34	PAOZZ	96906	MS24149D1	RELAY, ELECTROMAGNET UOC:5LZ	1
35	XBOZZ	97499	204-075-369-101	DECAL UOC:5LZ	1
35	XBOZZ	97499	204-075-342-95	MARKER, IDENTIFICATI UOC:5LZ	1
36	PDODD	80058	R-1041/ARN	RECEIVER, RADIO UOC:5LZ	1
37	PDOZZ	80058	AM-3209/ASN	AMPLIFIER, ELECTRONI UOC:5LZ	1

END OF FIGURE





TM 11-1520-210-20P

Figure 81. Equipment Installation, Communications, Electrical and Radio Compartment 62.2106 thru 62-12372, 63-8739 thru 63-13002, 64-13492 thru 64-13901, 65-9565 thru 65-12895 (AN/ARC-51X).

EL3EW134



## SECTION II

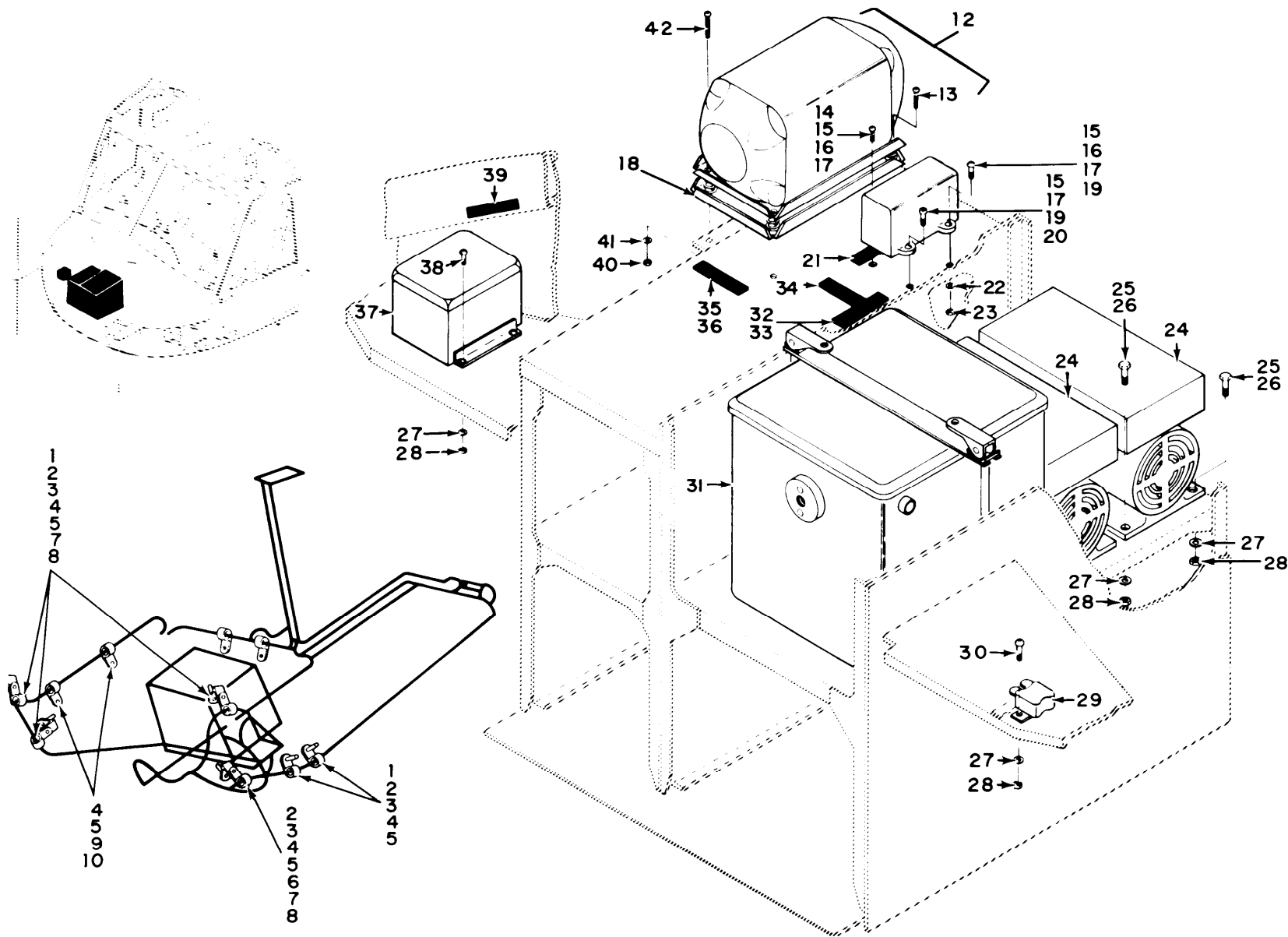
TM11-1520-210-20P

(1) ITEM NO	(2) SMR CODE	(3) FSCM	(4) PART NUMBER	(5) DESCRIPTION AND USABLE ON CODE (UOC)	(6) QTY
				EQUIPMENT INSTALLATION COMMUNICATIONS, ELECTRICAL AND RADIO COMPONENTS 62-2106 THRU 62-12372, 63-8739 THRU 63-13002, 64-13492 THRU 64-13901, 65-9565 THRU 65-12895 (AN/ARC-51X) FIGURE 81	
1	PAOZZ	96906	MS35206-229	SCREW, MACHINE UOC: 5LZ	2
2	PAOZZ	96906	MS35206-233	SCREW, MACHINE UOC: 5LZ	2
3	XBOZZ	97499	204-075-342-75	MARKER, IDENTIFICATI UOC: 5LZ	1
4	PAOZZ	88044	AN960B6	WASHER, FLAT UOC: 5LZ	4
5	PAOZZ	96906	MS21042L06	NUT, SELF-LOCKING, EX UOC: 5LZ	4
6	PAOZZ	00781	17880	RELAY, ELECTROMAGNET UOC: 5LZ	1
7	XBOZZ	97499	204-075-369-111	DECAL UOC: 5LZ	1
8	PAOZZ	96906	MS35206-230	SCREW, MACHINE UOC: 5LZ	4
9	PAOZZ	80058	HD-615/ARC-51X	COOLER, AIR, ELECTRON UOC: 5LZ	1
10	XBODD	80058	RT-702/ARC-51X	RECEIVER-TRANSMITTE UOC: 5LZ	1
11	PAOZZ	80058	ID-1003/ARC	INDICATOR, STANDING UOC: 5LZ	1
12	PADZZ	80058	MT-2653/ARC	MOUNTING UOC: 5LZ	1
13	XBOZZ	97499	204-075-369-159	DECAL UOC: 5LZ	1
14	PAOZZ	96906	MS35207-263	SCREW, MACHINE UOC: 5LZ	4
15	PAOZZ	96906	MS35206-245	SCREW, MACHINE UOC: 5LZ	5
16	PDODD	80058	RT-349B/ARC-55	RECEIVER-TRANSMITTE UOC: 5LZ	1
17	PAODD	80058	R-1123/ARC-73	RECEIVER, RADIO UOC: 5LZ	1
18	XBOZZ	97499	204-075-369-131	DECAL UOC: 5LZ	1
19	XBOZZ	97499	204-075-361-141	DECAL UOC: 5LZ	1
20	XBOZZ	97499	204-075-359-1	FILLER UOC: 5LZ	2
21	XBOZZ	24446	N80P16018C6	SCREW, MACHINE UOC: 5LZ	8

SECTION II			TM11-1520-210-20P		
(1)	(2)	(3)	(4)	(5)	(6)
ITEM	SMR		PART		
NO	CODE	FSCM	NUMBER	DESCRIPTION AND USABLE ON CODE (UOC)	QTY
22	PAOZZ	96906	MS21042L3	NUT, SELF-LOCKING, EX UOC: 5LZ	32
23	PAOZZ	88044	AN960PD10L	WASHER, FLAT UOC: 5LZ	32
24	PAOZZ	96906	MS35207-264	SCREW, MACHINE UOC: 5LZ	8
25	PDOHH	05215	TYPE309E2	MOUNT UOC: 5LZ	1
26	PADDD	80058	T-879/ARC-73	TRANSMITTER, RADIO UOC: 5LZ	1
27	PAOZZ	96906	MS35207-262	SCREW, MACHINE UOC: 5LZ	2
28	XBOZZ	97499	204-075-342-1	DECAL UOC: 5LZ	1
29	XBOHH	80058	MT-1536/ARC-55	MOUNTING UOC: 5LZ	1
30	PAOZZ	96906	MS35207-266	SCREW, MACHINE UOC: 5LZ	14
31	XBOZZ	97499	204-075-342-71	MARKER, IDENTIFICATI UOC: 5LZ	1
32	XBOZZ	97499	204-075-369-107	DECAL UOC: 5LZ	1
33	PDODD	80058	PP-4328/ARN-59 (V ) OLD 61	DYNAVERTER UOC: 5LZ	1
34	PAOZZ	96906	MS21042L08	NUT, SELF-LOCKING, EX UOC: 5LZ	1
35	PAOZZ	88044	AN960PD8L	WASHER, FLAT UOC: 5LZ	1
36	PAOZZ	80058	MT-2019/ARM	MOUNTING UOC: 5LZ	1
37	XBOZZ	97499	204-075-369-7	DECAL UOC: 5LZ	1
38	XBOZZ	97499	204-075-342-73	MARKER, IDENTIFICATI UOC: 5LZ	1
39	XBOZZ	97499	204-075-342-87	DECAL UOC: 5LZ	1

END OF FIGURE





TM 11-1520-210-20P

EL3EW135

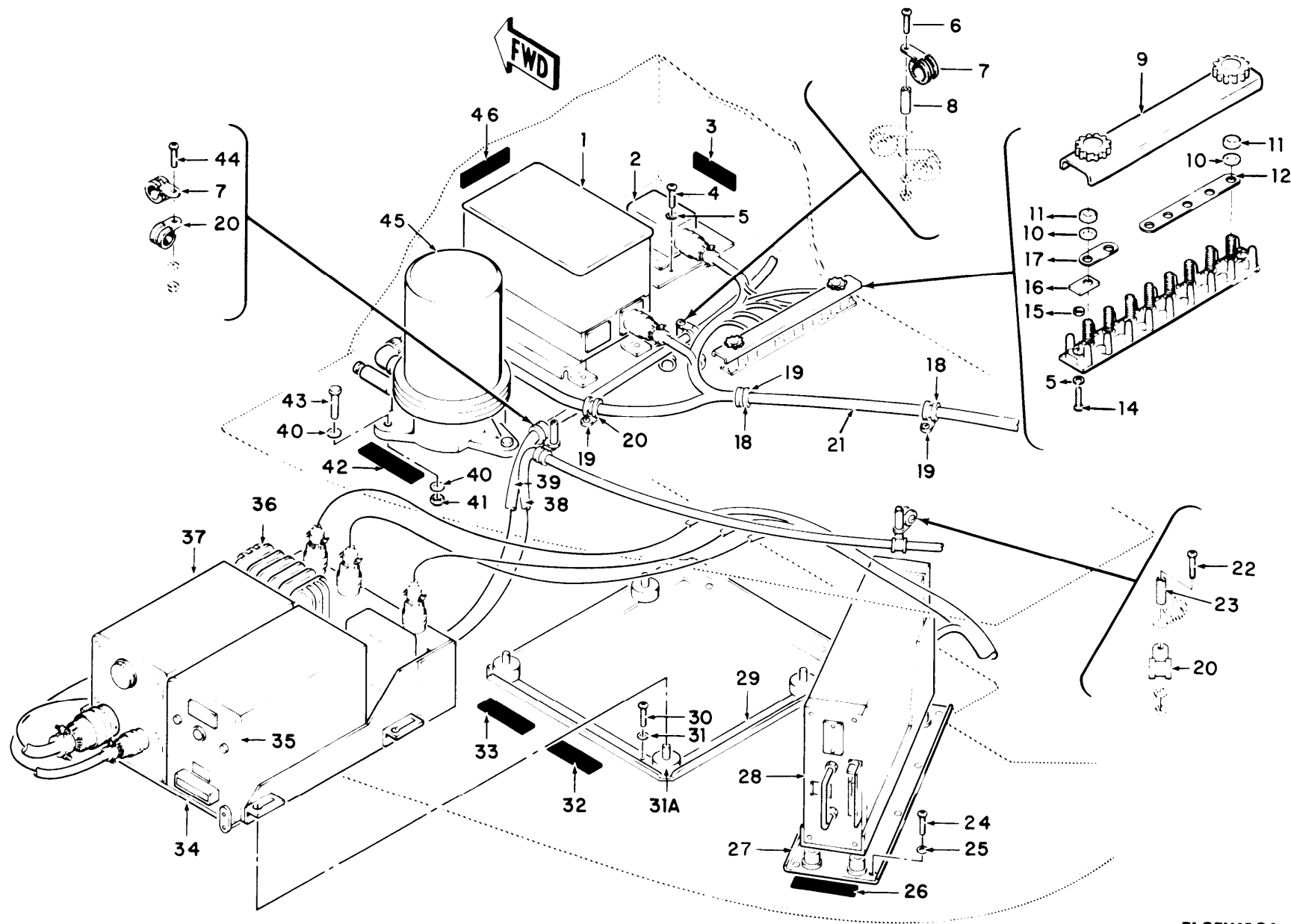
Figure 82. Equipment Installation, Communications, Electrical and Radio Components 62-2106 thru 62-12372, 63-8739 thru 63-13002, 64-13492 thru 64-13901, 65-9565 thru 65-12895, 66-746 thru 67-17778 and Subsequent.

SECTION II			TM11-1520-210-20P		
(1)	(2)	(3)	(4)	(5)	(6)
ITEM	SMR		PART		
NO	CODE	FSCM	NUMBER	DESCRIPTION AND USABLE ON CODE (UOC)	QTY
				GROUP 04 EQUIPMENT INSTALLATION, COMMUNICATIONS, ELECTRICAL AND RADIO COMPONENTS 62-2106 THRU 62-12372, 63-8379 THRU 63-13002, 64-13492 THRU 64-13901, 65-9565 THRU 65-12895, 66-746 THRU 67-17778 AND SUBSEQUENT FIGURE 82	
3	PAOZZ	96906	MS21919DG4	CLAMP, LOOP UOC:5LY,5LZ	3
12	PAODD	35351	124623-01-14	GYROSCOPE,DISPLACEM UOC:5LY,5LZ	1
13	PAOZZ	96906	MS35207-277	SCREW,MACHINE UOC:5LY,5LZ	2
14	PAOZZ	96906	MS35206-248	SCREW,MACHINE UOC:5LZ	2
15	PAOZZ	96906	MS35206-245	SCREW,MACHINE UOC:5LZ	4
16	PAOZZ	96906	MS35206-246	SCREW,MACHINE UOC:5LZ	3
17	PAOZZ	96906	MS35206-245	SCREW,MACHINE UOC:5LZ	4
18	PAOZZ	35351	148956-01	MOUNTING BASE,ELECT UOC:5LY,5LZ	1
19	PAOZZ	96906	MS35206-244	SCREW,MACHINE UOC:FGK,5LZ	2
20	PAOZZ	96906	MS35265-46	SCREW,MACHINE UOC:5LZ	1
21	XBOZZ	97499	204-075-197-41	DECAL UOC:5LZ	1
22	PAOZZ	88044	AN960PD8L	WASHER,FLAT UOC:5LZ	6
23	PAOZZ	96906	MS21042L08	NUT,SELF-LOCKING,EX UOC:5LZ	6
24	PAODD	80058	PU-543A/A	MOTOR-GENERATOR PU543A UOC:5LY,5LZ	2
25	PAOZZ	88044	AN3-3A	BOLT,MACHINE UOC:5LZ	22
26	PAOZZ	88044	AN3-10A	BOLT,MACHINE UOC:5LZ	8
27	PAOZZ	88044	AN960PD10L	WASHER,FLAT UOC:5LZ	16
28	PAOZZ	96906	MS21042L3	NUT,SELF-LOCKING,EX UOC:5LY,5LZ	16
30	PAOZZ	96906	MS35207-263	SCREW,MACHINE UOC:5LY,5LZ	2
31	PAOFA	80058	BB-433A/A	BATTERY,STORAGE UOC:5LY,5LZ	1
32	XBOZZ	97499	204-075-369-109	DECAL UOC:5LY,5LZ	1

SECTION II			TM11-1520-210-20P		
(1)	(2)	(3)	(4)	(5)	(6)
ITEM	SMR		PART		
NO	CODE	FSCM	NUMBER	DESCRIPTION AND USABLE ON CODE (UOC)	QTY
33	XBOZZ	97499	204-075-362-29	DECAL UOC:5LZ	1
34	XBOZZ	97499	204-075-162-67	DECAL UOC:5LZ	1
35	XBOZZ	97499	204-075-162-25	DECAL UOC:5LZ	1
36	XBOZZ	97499	204-075-197-117	DECAL UOC:5LY, 5LZ	1
37	PAOZZ	35351	136703-01-02	AMPLIFIER, INDICATOR UOC:5LZ	1
38	PAOZZ	96906	MS35207-264	SCREW, MACHINE UOC:5LZ	4
39	XBOZZ	97499	204-075-197-121	DECAL UOC:5LZ	1
39	XBOZZ	97499	204-075-162-75	DECAL UOC:5LZ	1
40	PAOZZ	96906	MS21042L4	NUT, SELF-LOCKING, EX UOC:5LY, 5LZ	6
41	PAOZZ	88044	AN960PD416L	WASHER, FLAT UOC:5LY, 5LZ	6
42	PAOZZ	96906	MS35207-282	SCREW, MACHINE UOC:5LZ	2
42	PAOZZ	96906	MS35207-279	SCREW, MACHINE UOC:5LY, 5LZ	2

END OF FIGURE





TM 11-1520-210-20P

EL3EW136

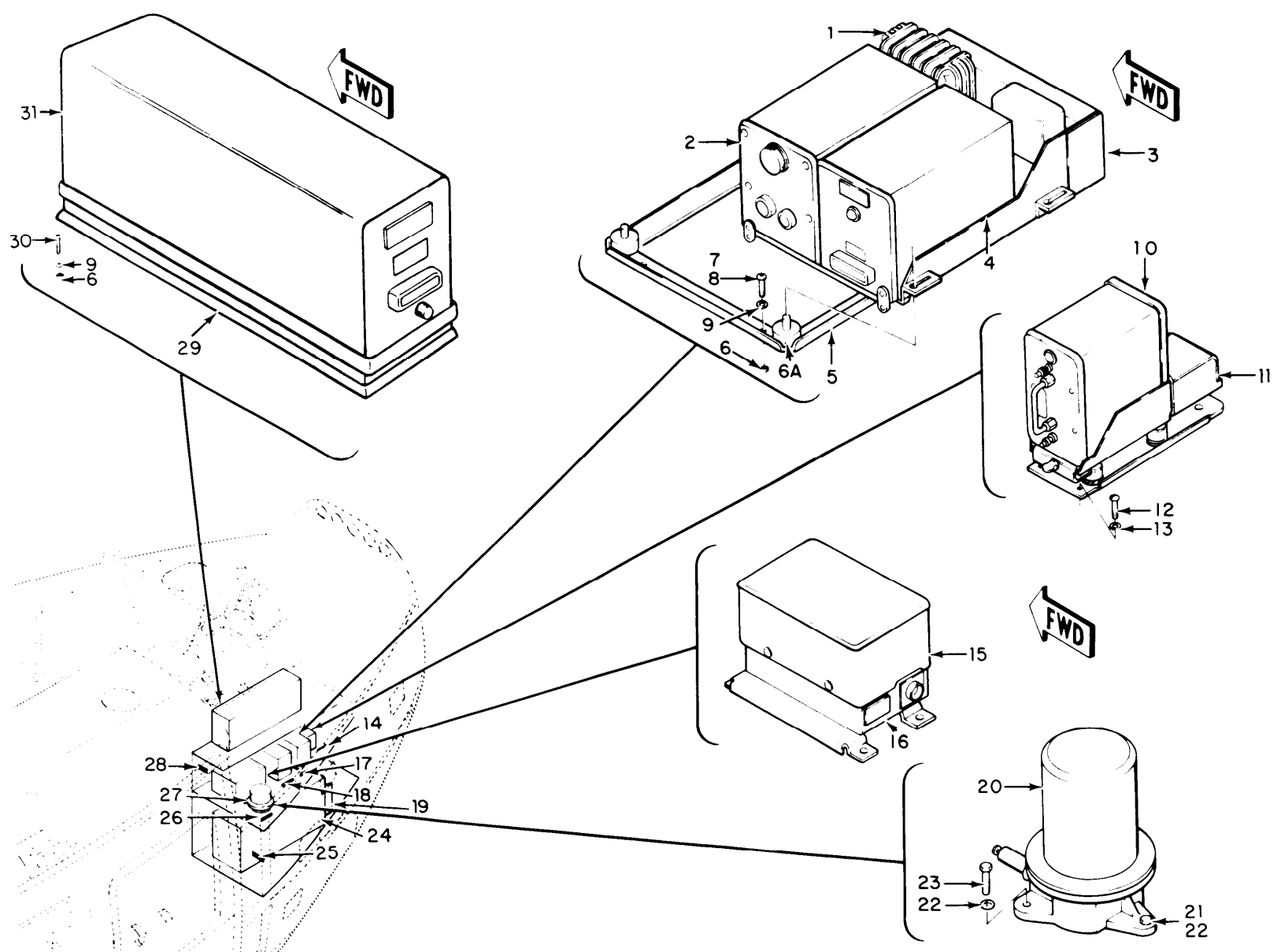
Figure 83. Equipment Installation, Communications, Electrical and Radio Compartment PRD, 62-1235 thru 62-12372.



SECTION II			TM11-1520-210-20P		
(1)	(2)	(3)	(4)	(5)	(6)
ITEM	SMR		PART		
NO	CODE	FSCM	NUMBER	DESCRIPTION AND USABLE ON CODE (UOC)	QTY
				EQUIPMENT INSTALLATION COMMUNICATIONS, ELECTRICAL AND RADIO COMPONENTS PRD 62-1235 THRU 62-12372	
				FIGURE 83	
1	PFODD	56232	653278	AMPLIFIER,ELECTRONI UOC:5LZ	1
2	PAOZZ	97499	204-075-363-3	RELAY,SOLID STATE UOC:5LZ	1
3	XBOZZ	97499	205-075-136-9	DECAL UOC:5LZ	1
4	PAOZZ	96906	MS35206-215	SCREW,MACHINE UOC:5LZ	4
5	PAOZZ	88044	AN960PD4L	WASHER,FLAT UOC:5LZ	6
6	PAOZZ	96906	MS27039-1-25	SCREW,MACHINE UOC:5LZ	1
7	PAOZZ	96906	MS21919DG4	CLAMP,LOOP UOC:5LZ	2
8	PAOZZ	13499	124-3003-101	SPACER,SLEEVE UOC:5LZ	1
9	PAOZZ	51751	397-9	COVER UOC:5LZ	1
10	PAOZZ	88044	AN961-6	WASHER,FLAT UOC:5LZ	9
11	PAOZZ	96906	MS21042L3	NUT,SELF-LOCKING,EX UOC:5LZ	9
12	PAOZZ	96906	MS25226-2-5	BUS,CONDUCTOR UOC:5LZ	1
15	PAOZZ	96906	MS21042-04	NUT,SELF-LOCKING,EX UOC:5LZ	2
18	PAOZZ	96906	MS21919WDG10	CLAMP,LOOP UOC:5LZ	2
19	PAOZZ	96906	MS35207-261	SCREW,MACHINE UOC:5LZ	3
20	PAOZZ	96906	MS21919WDG3	CLAMP,LOOP UOC:5LZ	3
22	PAOZZ	96906	MS35207-269	SCREW,MACHINE UOC:5LZ	1
23	PAOZZ	18876	8168041	SPACER,SLEEVE UOC:5LZ	1
24	PAOZZ	96906	MS35206-245	SCREW,MACHINE UOC:5LZ	8
25	PAOZZ	88044	AN960PD8L	WASHER,FLAT UOC:5LZ	8
26	XBOZZ	97499	204-075-342-53	MARKER,IDENTIFICATI UOC:5LZ	1
27	PAOZZ	00781	26680	MOUNTING,RADIO SET	1

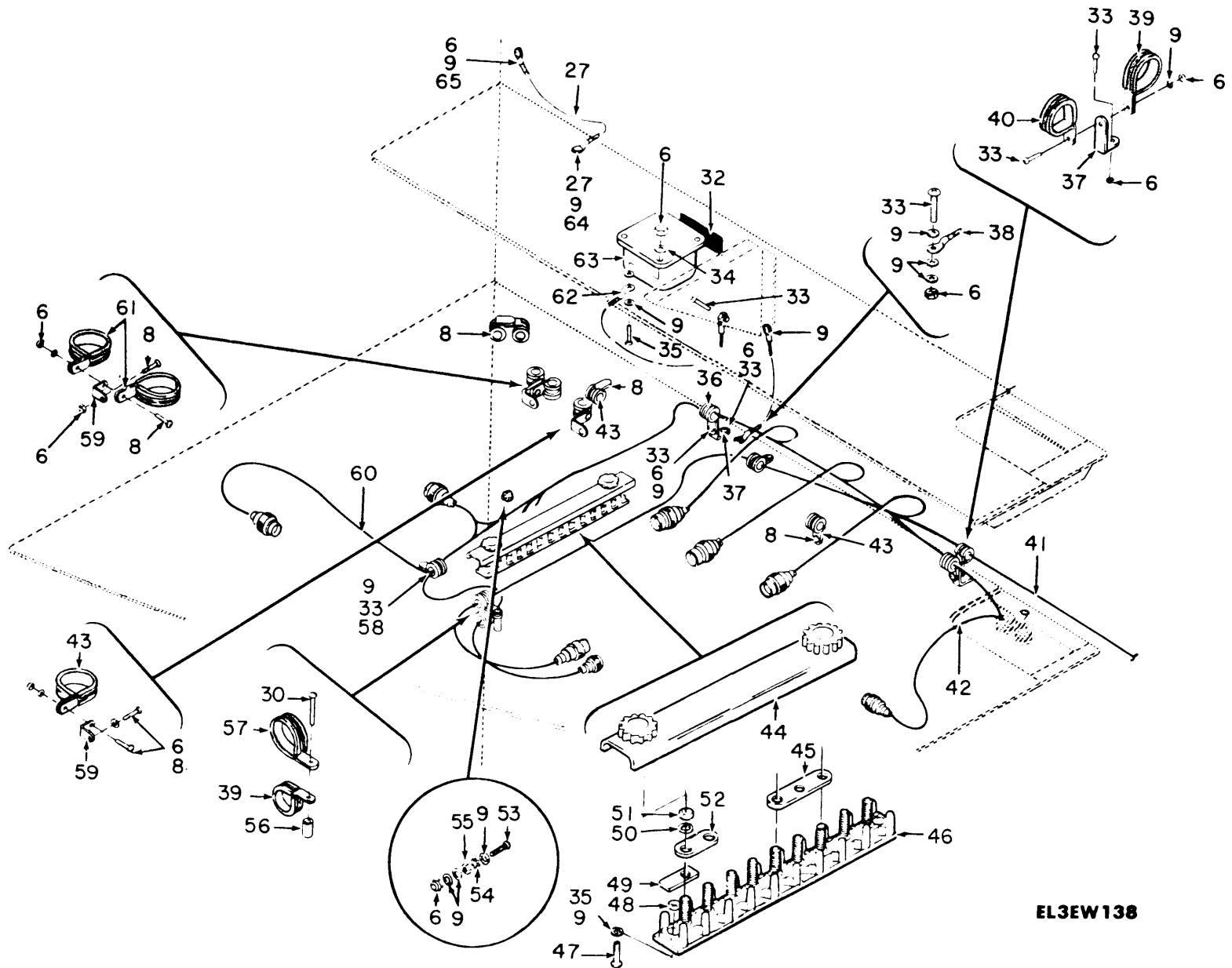
SECTION II			TM11-1520-210-20P		
(1)	(2)	(3)	(4)	(5)	(6)
ITEM	SMR		PART		
NO	CODE	FSCM	NUMBER	DESCRIPTION AND USABLE ON CODE (UOC)	QTY
28	PAODD	80058	CV-1275/ARN	UOC:5LZ CONVERTER,SIGNAL DA	1
29	PAOHH	00781	36250-0000	UOC:5LZ MOUNTING BASE,ELECT	1
30	PAOZZ	96906	MS35207-263	UOC:5LZ SCREW,MACHINE	4
31	PAOZZ	88044	AN960PD10L	UOC:5LZ WASHER,FLAT	4
31A	PAOZZ	00781	29295-0000	UOC:5LZ MOUNT,ASSEMBLY	4
32	XBOZZ	97499	204-075-342-7	UOC:5LZ DECAL	1
33	XBOZZ	97499	204-075-342-83	UOC:5LZ DECAL	1
34	PAOZZ	97499	204-075-350-5	UOC:5LZ RACK ASSEMBLY	1
35	PAOHH	80058	CV-265B/ARN-30A	UOC:5LZ CONVERTER,SIGNAL DA	1
36	PAOFF	80058	PP-2792/ARN-30D	UOC:5LZ POWER SUPPLY	1
37	PAODD	80058	R-1021/ARN-30D	UOC:5LZ RECEIVER,RADIO	1
40	PAOZZ	88044	AN960PD416	UOC:5LZ WASHER,FLAT	6
41	PAOZZ	96906	MS21042L4	UOC:5LZ NUT,SELF-LOCKING,EX	3
42	XBOZZ	97499	204-075-342-29	UOC:5LZ DECAL	1
43	XBOZZ	88044	AN4-12A	UOC:5LZ BOLT,MACHINE	3
44	PAOZZ	96906	MS35207-267	UOC:5LZ SCREW,MACHINE	1
45	PAODD	56232	617908	UOC:5LZ GYROSCOPE,DISPLACEM	1
46	XBOZZ	97499	204-075-342-27	UOC:5LZ DECAL	1

END OF FIGURE



EL3EW137

Figure 84. Equipment Installation, Communications, Electrical and Radio Components Station 178.00 to 211.06, 63-3739 thru 63-13002, 65-9565 and Subsequent 64-13492 thru 64-13901, 65-9565 thru 65-10135, 65-12773 thru 65-12776, 65-12347 thru 65-12895 (Sheet 1 of 2).



EL3EW138

TM 11-1520-210-20P

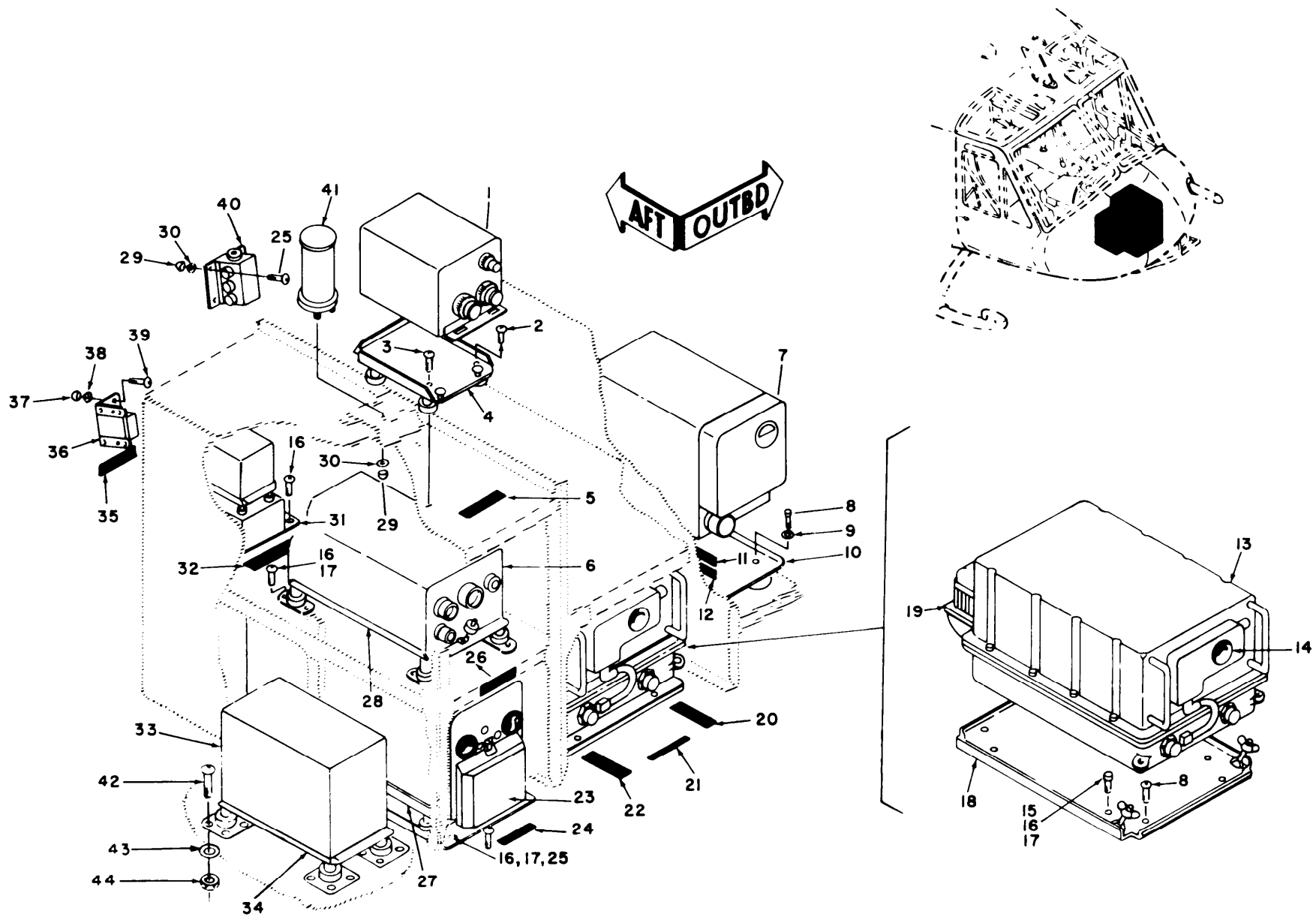
Figure 84. Equipment Installation, Communications, Electrical and Radio Compartment Station 178.00 to 211.06, 63-8739 thru 63-13002, 65-9565 and Subsequent 64-13492 thru 64-13901, 65-9565 thru 65-10135, 62-12773 thru 65-12776, 65-12847 thru 65-12895 (Sheet 2 of 2).

SECTION II		TM11-1520-210-20P	C01		
(1)	(2)	(3)	(4)	(5)	(6)
ITEM	SMR	PART			
NO	CODE	FSCM	NUMBER	DESCRIPTION AND USABLE ON CODE (UOC)	QTY
				GROUP 04 EQUIPMENT INSTALLATION, COMMUNICATIONS, ELECTRICAL AND RADIO COMPONENTS, STATION 178.00 TO 211.06 63-8739 THRU 63-13002, 659565 AND SUBSEQUENT 64-13492 THRU 64-13901, 65-9565 THRU 65-10135, 65-12773 THRU 65-12776, 651-12847 THRU 65-12895 FIGURE 84	
1	PAOFF	80058	PP-2792/ARN-30D	POWER SUPPLY UOC:5LZ	1
2	PAODD	80058	R-1021/ARN-30D	RECEIVER,RADIO UOC:5LZ	1
3	PAOZZ	97499	204-075-350-5	RACK ASSEMBLY UOC:5LZ	1
4	PAOHD	80058	CV-265B/ARN-30A	CONVERTER,SIGNAL DA UOC:5LZ	1
5	XDOHH	00781	36250-0000	MOUNTING BASE,ELECT UOC:5LZ	1
6	PAOZZ	96906	MS21042L3	NUT,SELF-LOCKING,EX UOC:5LY,5LZ	30
6A	PAOZZ	00781	29295-0000	MOUNT,ASSEMBLY UOC:5LZ	4
7	PAOZZ	96906	MS35207-267	SCREW,MACHINE UOC:5LZ	2
8	PAOZZ	96906	MS35207-263	SCREW,MACHINE UOC:5LY,5LZ	13
9	PAOZZ	88044	AN960PD10L	WASHER,FLAT UOC:5LY,5LZ	45
10	PAODD	80058	CV-1275/ARN	CONVERTER,SIGNAL DA UOC:5LZ	1
11	MDOZZ	00781	26680	MOUNTING,RADIO SET UOC:5LZ	1
12	PAOZZ	96906	MS35206-230	SCREW,MACHINE UOC:5LY,5LZ	8
13	PAOZZ	88044	AN960B6	WASHER,FLAT UOC:5LY,5LZ	8
14	XBOZZ	97499	204-075-369-99	DECAL UOC:5LZ	1
15	PFODD	56232	653278	AMPLIFIER,ELECTRONI UOC:5LY,5LZ	1
16	XBOZZ	97499	204-075-369-93	DECAL UOC:5LY,5LZ	1
17	XBOZZ	97499	204-075-369-113	DECAL UOC:5LZ	1
18	XBOZZ	97499	204-075-369-89	DECAL UOC:5LZ	1
* 19	PAOHH	80058	PP-3702A/ARC-102	POWER INVERTER-MOUN THIS PART/ ASSEMBLY IS REMOVED FROM THE AIRCRAFT SUBSEQUENT TOTHE INSTALLATION OF THE FOLLOWING: MWO 55-1520-50-16. REFER TO	1

SECTION II				TM11-1520-210-20P	C01	
(1)	(2)	(3)	(4)	(5)	(6)	
ITEM	SMR		PART			
NO	CODE	FSCM	NUMBER	DESCRIPTION AND USABLE ON CODE (UOC)	QTY	
				SUPPLEMENT 2 TO THIS TM FOR THE NEW CONFIGURATION		
				UOC:5LY,5LZ		
20	PAODD	81349	MILC6231TYPES3B	GYROSCOPE,DISPLACEM	1	
				UOC:5LY,5LZ		
21	PAOZZ	88044	AN4-6A	BOLT,MACHINE	1	
				UOC:5LY,5LZ		
22	PAOZZ	88044	AN960PD416	WASHER,FLAT	4	
				UOC:5LY,5LZ		
23	XBOZZ	88044	AN4-5A	BOLT,MACHINE	1	
				UOC:5LZ		
* 24	PFODD	80058	RT-698/ARC-102	RECEIVER-TRANSMITTE THIS PART/ ASSEMBLY IS REMOVED FROM THE AIRCRAFT SUBSEQUENT TOTHE INSTALLATION OF THE FOLLOWING: MWO 55-1520-50-16. REFER TO SUPPLEMENT 2 TO THIS TM FOR THE NEW CONFIGURATION	1	
				UOC:5LY,5LZ		
25	XBOZZ	97499	204-075-369-179	DECAL	1	
				UOC:5LY,5LZ		
26	XBOZZ	97499	204-075-369-95	DECAL	1	
				UOC:5LY,5LZ		
27	PAOZZ	97499	120-055-1-20	BUS,CONDUCTOR	1	
				UOC:5LY,5LZ		
28	XBOZZ	97499	204-075-369-127	DECAL	1	
				UOC:5LY,5LZ		
* 29	PAOZZ	80058	MT-3809/APX-72	MOUNT,TRANSPONDER THIS PART/ ASSEMBLY IS REMOVED FROM THE AIRCRAFT SUBSEQUENT TOTHE INSTALLATION OF THE FOLLOWING: MWO 55-1520-50-15. REFER TO SUPPLEMENT 2 TO THIS TM FOR THE NEW CONFIGURATION	1	
				UOC:5LY,5LZ		
30	PAOZZ	96906	MS35207-266	SCREW,MACHINE	17	
				UOC:5LY,5LZ		
31	PAODD	80058	RT-859/APX-72	RECEIVER-TRANSMITTE RT859APX72	1	
				UOC:5LY,5LZ		
32	XBOZZ	97499	205-075-136-9	DECAL	1	
				UOC:5LY,5LZ		
33	PAOZZ	96906	MS35207-261	SCREW,MACHINE	8	
				UOC:5LY,5LZ		
34	PAOZZ	88044	AN960PD4L	WASHER,FLAT	6	
				UOC:5LY,5LZ		
35	PAOZZ	96906	MS35206-215	SCREW,MACHINE	4	
				UOC:5LY,5LZ		
36	PAOZZ	96906	MS21919WDG7	CLAMP,LOOP	1	
				UOC:5LY,5LZ		
37	PAOZZ	88044	AN743-12	BRACKET,ANGLE	2	
				UOC:5LY,5LZ		
38	XDOZZ	97499	120-050-8	BUS,CONDUCTOR	1	

SECTION II			TM11-1520-210-20P	C01	
(1)	(2)	(3)	(4)	(5)	(6)
ITEM	SMR		PART		
NO	CODE	FSCM	NUMBER	DESCRIPTION AND USABLE ON CODE (UOC)	QTY
39	PAOZZ	96906	MS21919WDG3	UOC: 5LY, 5LZ CLAMP, LOOP	3
40	PAOZZ	96906	MS21919D8	UOC: 5LY, 5LZ CLAMP, LOOP	1
43	PAOZZ	96906	MS21919WDG13	UOC: 5LY, 5LZ CLAMP, LOOP	2
44	PAOZZ	96906	MS18029-1S9	UOC: 5LY, 5LZ COVER, TERMINAL BOAR	1
47	PAOZZ	96906	MS35206-220	UOC: 5LY, 5LZ SCREW, MACHINE	2
48	PAOZZ	96906	MS21042-04	UOC: 5LY, 5LZ NUT, SELF-LOCKING, EX	2
50	PAOZZ	88044	AN961-6	UOC: 5LY, 5LZ WASHER, FLAT	9
51	PAOZZ	96906	MS21042L06	UOC: 5LY, 5LZ NUT, SELF-LOCKING, EX	9
53	PAOZZ	96906	MS35207-264	UOC: 5LY, 5LZ SCREW, MACHINE	1
54	PAOZZ	66503	188138	UOC: 5LY, 5LZ WASHER, LOCK	1
55	PAOZZ	96906	MS35650-302	UOC: 5LY, 5LZ NUT, PLAIN, HEXAGON	1
56	PAOZZ	95105	124-3003-099	UOC: 5LY, 5LZ SPACER, SLEEVE	1
57	XDOZZ	96906	MS21919DG4	UOC: 5LY, 5LZ CLAMP, LOOP	1
58	PAOZZ	96906	MS21919WDG5	UOC: 5LY, 5LZ CLAMP, LOOP	1
59	PAOZZ	80070	20-032-1	UOC: 5LY, 5LZ BRACKET, ANGLE	2
61	PAOZZ	96906	MS25281-F7	UOC: 5LY, 5LZ CLAMP, LOOP	2
62	XDOZZ	97499	120-050-6	UOC: 5LY, 5LZ LEAD, ELECTRICAL	1
63	PAOZZ	97499	204-075-363-3	UOC: 5LY, 5LZ RELAY, SOLID STATE	1
64	PAOZZ	96906	MS27039-1-12	UOC: 5LY, 5LZ SCREW, MACHINE	1
65	PAOZZ	96906	MS27039-1-06	UOC: 5LY, 5LZ SCREW, MACHINE	1

END OF FIGURE



TM 11-1520-210-20P

EL3EW139

Figure 85. Equipment Installation, Communications, Electrical and Radio Components.



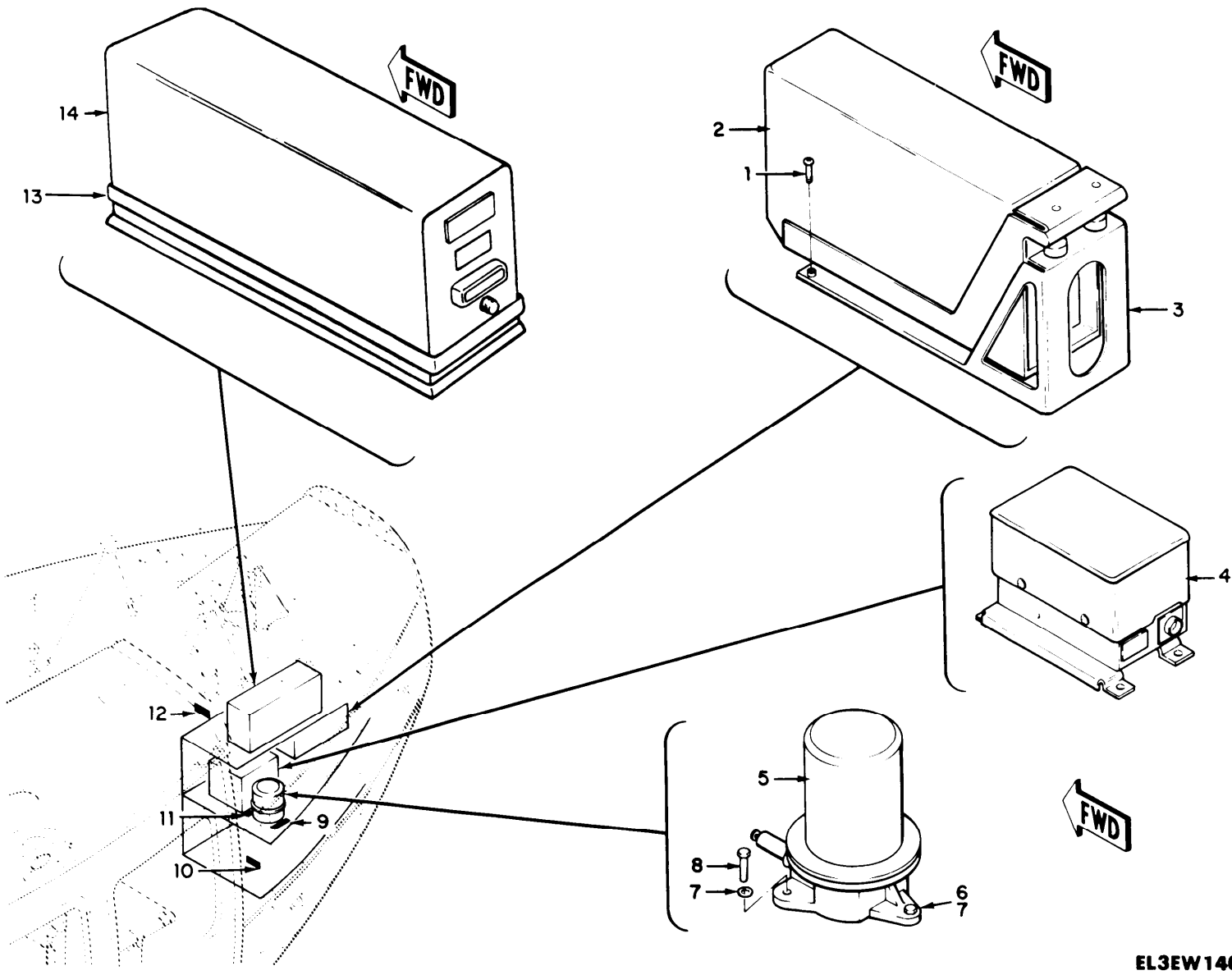
SECTION II		TM11-1520-210-20P	C01		
(1)	(2)	(3)	(4)	(5)	(6)
ITEM	SMR	PART			
NO	CODE	FSCM	NUMBER	DESCRIPTION AND USABLE ON CODE (UOC)	QTY
				GROUP 04 EQUIPMENT INSTALLATION, COMMUNICATIONS, ELECTRICAL AND RADIO COMPONENTS	
				FIGURE 85	
1	PDODD	80058	T-366A/ARC	TRANSMITTER,RADIO UOC:5LY,5LZ	1
2	PAOZZ	96906	MS35206-253	SCREW,MACHINE UOC:5LY,5LZ	3
3	XBOZZ	96906	MS35206-334	SCREW,MACHINE UOC:5LY	1
4	PAOZZ	80058	MT-1142/ARC	RACK,ELECTRICAL EQU UOC:5LY,5LZ	1
5	XBOZZ	97499	204-075-369-107	DECAL UOC:5LY	1
* 6	PAODD	80058	R-1388A/ARN-82	RECEIVER,RADIO THIS PART/ASSEMBLY IS REMOVED FROM THE AIRCRAFT SUBSEQUENT TOTHE INSTALLATION OF THE FOLLOWING: MWO 55-1520-50-19. REFER TO THE SUPPLEMENT 2 TO THIS TM FOR THE NEW CONFIGURATION UOC:5LY	1
7	PAODL	80058	TSEC/KY-28	TSECKY28 UOC:5LY	1
8	PAOZZ	96906	MS35207-263	SCREW,MACHINE UOC:5LY	8
9	PAOZZ	88044	AN960PD10L	WASHER,FLAT UOC:5LY	20
10	PAOZZ	80058	MT-3802/ARC	MOUNTING UOC:5LY	1
12	XBOZZ	97499	205-075-369-315	DECAL UOC:5LY	1
* 13	PAOHD	80058	RT-742/ARC-51BX	RECEIVER-TRANSMITTE THIS PART/ ASSEMBLY IS REMOVED FROM THE AIRCRAFT SUBSEQUENT TOTHE INSTALLATION OF THE FOLLOWING: MWO 55-1520-50-13. REFER TO SUPPLEMENT 2 TO THIS TM FOR THE NEW CONFIGURATION UOC:5LY	1
14	PAOZD	80058	ID-1003/ARC	INDICATOR,STANDING UOC:5LY	1
15	PAOZZ	96906	MS35265-45	SCREW,MACHINE UOC:5LY	4
16	PAOZZ	96906	MS35206-245	SCREW,MACHINE UOC:5LY	20
17	PAOZZ	96906	MS35206-248	SCREW,MACHINE MWO 55-1520-210-30-45 UOC:5LY,5LZ	4
* 18	PAOZZ	80058	MT-2653/ARC	MOUNTING THIS PART/ASSEMBLY IS	1

SECTION II		TM11-1520-210-20P		C01	
(1)	(2)	(3)	(4)	(5)	(6)
ITEM	SMR		PART		
NO	CODE	FSCM	NUMBER	DESCRIPTION AND USABLE ON CODE (UOC)	QTY
				REMOVED FROM THE AIRCRAFT SUBSEQUENT TO THE INSTALLATION OF THE FOLLOWING: MWO 55-1520-50-13. REFER TO SUPPLEMENT 2 TO THIS TM FOR THE NEW CONFIGURATION UOC:5LY	
19	PAOZZ	80058	HD-615/ARC-51X	COOLER,AIR,ELECTRON UOC:5LY	1
20	XBOZZ	97499	204-075-369-131	DECAL UOC:5LY	1
21	XBOZZ	97499	204-075-369-175	DECAL UOC:5LY	1
22	XBOZZ	97499	204-075-369-141	DECAL UOC:5LY	1
* 23	PAOHD	80058	RT-348/ARC-54	RECEIVER-TRANSMITTE THIS PART/ ASSEMBLY IS REMOVED FROM THE AIRCRAFT SUBSEQUENT TO THE INSTALLATION OF THE FOLLOWING: MWO 55-1520-50-21. REFER TO SUPPLEMENT 2 TO THIS TM FOR THE NEW CONFIGURATION UOC:5LY	1
* 23	PAODD	80058	RT-823/ARC-131	RECEIVER-TRANSMITTE THIS PART/ ASSEMBLY IS REMOVED FROM THE AIRCRAFT SUBSEQUENT TO THE INSTALLATION OF THE FOLLOWING: MWO 55-1520-50-21. REFER TO SUPPLEMENT 2 TO THIS TM FOR THE NEW CONFIGURATION UOC:5LY	1
24	XBOZZ	97499	204-075-369-135	DECAL UOC:5LY	1
24	XBOZZ	94799	204-075-369-403	DECAL UOC:5LY	1
25	PAOZZ	96906	MS35206-230	SCREW,MACHINE UOC:5LY	12
25	XBOZZ	96906	MS35206-361	SCREW,MACHINE MWO 55-1520-210-30-45 UOC:5LY,5LZ	4
26	XBOZZ	97499	204-075-369-211	MARKER,IDENTIFICATI UOC:5LY	1
* 27	PAOZD	80058	MT-1535/ARC-54	MOUNTING BASE,ELECT EFFECTIVITY 68- 15214 THRU 68-15778,68-16050 AND SUBSEQUENT UOC:5LY	1
27	PAOFF	80058	MT-3664/ARC-131	MOUNTING UOC:5LY	1
* 28	XBOFF	80058	MT-3600/ARN-82	MOUNTING THIS PART/ASSEMBLY IS REMOVED FROM THE AIRCRAFT SUBSEQUENT TO THE INSTALLATION OF THE FOLLOWING: MWO 55-1520-50-19. REFER TO SUPPLEMENT 2 TO THIS TM FOR THE NEW CONFIGURATION	1

SECTION II		TM11-1520-210-20P		C01	
(1)	(2)	(3)	(4)	(5)	(6)
ITEM	SMR		PART		
NO	CODE	FSCM	NUMBER	DESCRIPTION AND USABLE ON CODE (UOC)	QTY
				UOC:5LY	
29	PAOZZ	96906	MS21042L06	NUT,SELF-LOCKING,EX	1
				UOC:5LY	
30	PAOZZ	88044	AN960B6	WASHER,FLAT	7
				UOC:5LY	
31	PAODD	00781	P12	POWER UNIT	1
				UOC:5LY	
32	XBOZZ	97499	204-075-369-105	DECAL	1
				UOC:5LY	
* 33	PAODD	80058	R-1963/ARN	RECEIVER,RADIO THIS PART/ASSEMBLY IS REMOVED FROM THE AIRCRAFT SUBSEQUENT TOTHE INSTALLATION OF THE FOLLOWING: MWO 55-1520-50-19. REFER TO SUPPLEMENT 2 TO THIS TM FOR THE NEW CONFIGURATION	1
				UOC:5LY,5LZ	
34	PAOZA	80058	MT-4835/ARN	MOUNTING BASE,ELECT MWO 55-1520- 210-30-45.	1
				UOC:5LY	
35	XBOZZ	97499	205-075-136-7	DECAL	1
				UOC:5LY	
36	PAOZZ	96906	MS24149D1	RELAY,ELECTROMAGNET	1
				UOC:5LY	
37	PAOZZ	96906	MS21042L08	NUT,SELF-LOCKING,EX	2
				UOC:5LY	
38	PAOZZ	88044	AN960PD8L	WASHER,FLAT	2
				UOC:5LY	
39	PAOZZ	96906	MS35206-246	SCREW,MACHINE	2
				UOC:5LY	
40	PAOZZ	00781	17880	RELAY,ELECTROMAGNET	1
				UOC:5LY	
* 41	PDODD	80058	AM-3209/ASN	AMPLIFIER,ELECTRONI THIS PART/ ASSEMBLY IS REMOVED FROM THE AIRCRAFT SUBSEQUENT TOTHE INSTALLATION OF THE FOLLOWING: MWO 55-1520-50-17. REFER TO SUPPLEMENT 2 TO THIS TM FOR THE NEW CONFIGURATION	1
				UOC:5LY	
	PAOZZ	96906	MS51958-64	SCREW,MACHINE MWO 55-1520-210-30-45	16
				UOC:5LY,5LZ	
	PAOZZ	06424	0770-9	WASHER,FLAT MWO 55-1520-210-30-45	16
				UOC:FGK,5LY,5LZ	
	PAOZZ	96906	MS21044C3	NUT,SELF-LOCKING,HE MWO 55-1520- 210-30-45	16
				UOC:FGK,5LY,5LZ	

END OF FIGURE

)  
)



TM 11-1520-210-20P

EL3EW140

Figure 86. Equipment Installation, Communications, Electrical and Radio Components, Station 178.00 to 211.06, 66-746 thru 66-16448 (Sheet 1 of 2).

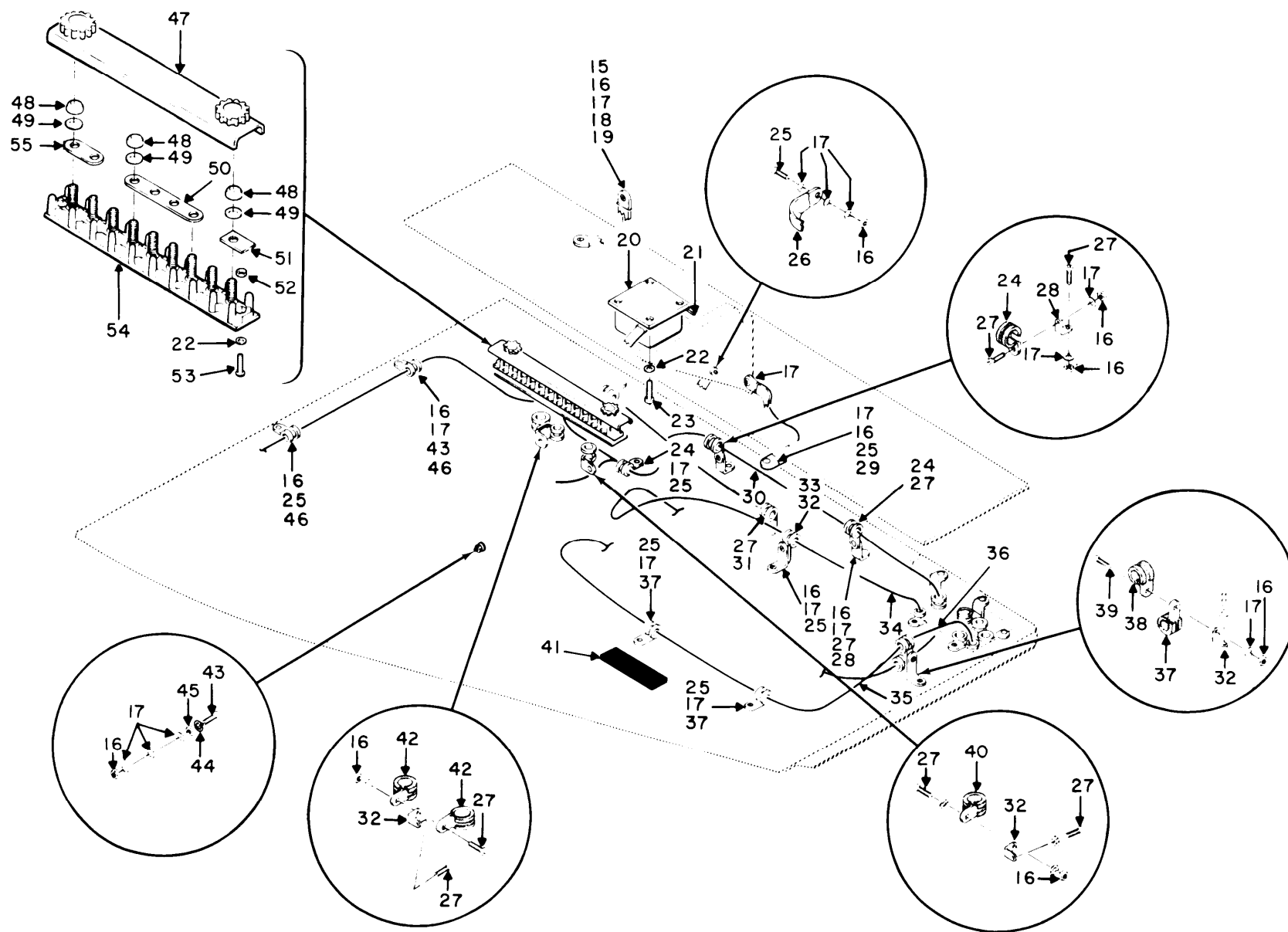


Figure 86. Equipment Installation, Communications, Electrical and Radio  
 Compartment Station 178.00 to 211.06, 66-746 thru 66-16448 (Sheet 2 of 2).

EL3EW141

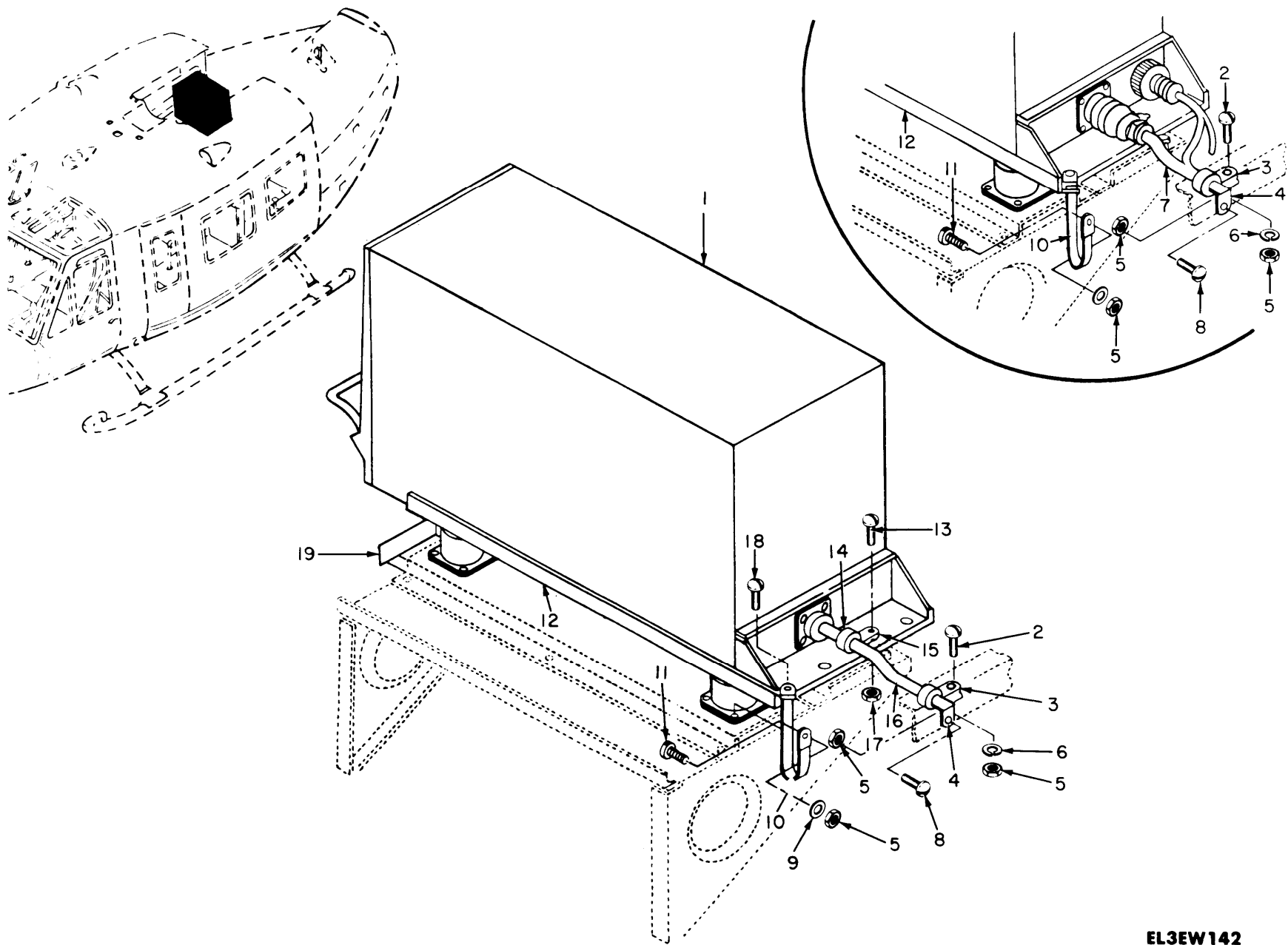
SECTION II		TM11-1520-210-20P	C01		
(1)	(2)	(3)	(4)	(5)	(6)
ITEM	SMR	PART			
NO	CODE	FSCM	NUMBER	DESCRIPTION AND USABLE ON CODE (UOC)	QTY
				GROUP 04 EQUIPMENT INSTALLATION, COMMUNICATIONS, ELECTRICAL AND RADIO COMPONENTS, STATION 178.00 TO 211.06, 66-746 THRU 66-16448	
				FIGURE 86	
1	PAOZZ	96906	MS35206-246	SCREW,MACHINE UOC:5LY	8
* 2	PAODD	80058	R-1391/ARN-83	RECEIVER,RADIO THIS PART/ASSEMBLY IS REMOVED FROM THE AIRCRAFT SUBSEQUENT TOTHE INSTALLATION OF THE FOLLOWING: MWO 55-1520-50-18. REFER TO SUPPLEMENT 2 TO THIS TM FOR THE NEW CONFIGURATION UOC:5LY	1
4	PFODD	56232	653278	AMPLIFIER,ELECTRONI A2 UOC:5LY	1
5	PAODD	81349	MILC6231TYPES3B	GYROSCOPE,DISPLACEM UOC:5LY	1
6	PAOZZ	88044	AN4-6A	BOLT,MACHINE UOC:5LY	1
7	PAOZZ	88044	AN960PD416	WASHER,FLAT UOC:5LY	4
8	XBOZZ	88044	AN4-5A	BOLT,MACHINE UOC:5LZ	2
9	XBOZZ	97499	204-075-369-95	DECAL UOC:5LZ	1
10	XBOZZ	97499	204-075-369-179	DECAL UOC:5LZ	1
11	XBOZZ	97499	204-075-369-93	DECAL UOC:5LZ	1
12	XBOZZ	97499	204-075-369-127	DECAL UOC:5LZ	1
* 13	PAOZZ	80058	MT-3809/APX-72	MOUNT,TRANSPONDER THIS PART/ ASSEMBLY IS REMOVED FROM THE AIRCRAFT SUBSEQUENT TOTHE INSTALLATION OF THE FOLLOWING: MWO 55-1520-50-15. REFER TO SUPPLEMENT 2 TO THIS TM FOR THE NEW CONFIGURATION UOC:5LZ	1
14	PAODD	80058	RT-859/APX-72	RECEIVER-TRANSMITTE UOC:5LZ	1
15	PAOZZ	97499	120-055-1-20	BUS,CONDUCTOR UOC:5LZ	1
16	PAOZZ	96906	MS21042L3	NUT,SELF-LOCKING,EX UOC:5LZ	16
17	PAOZZ	88044	AN960PD10L	WASHER,FLAT UOC:FGK,5LZ	28

SECTION II			TM11-1520-210-20P	C01	
(1)	(2)	(3)	(4)	(5)	(6)
ITEM	SMR		PART		
NO	CODE	FSCM	NUMBER	DESCRIPTION AND USABLE ON CODE (UOC)	QTY
18	PAOZZ	96906	MS27039-1-06	SCREW, MACHINE UOC: 5LZ	1
19	PAOZZ	96906	MS27039-1-12	SCREW, MACHINE UOC: 5LZ	1
20	PAOZZ	97499	204-075-363-3	RELAY, SOLID STATE UOC: 5LZ	1
21	XBOZZ	97499	205-075-136-9	DECAL UOC: 5LZ	1
22	PAOZZ	88044	AN960PD4L	WASHER, FLAT UOC: 5LZ	6
23	PAOZZ	96906	MS35206-215	SCREW, MACHINE UOC: 5LZ	4
24	PAOZZ	96906	MS21919WDG5	CLAMP, LOOP UOC: 5LZ	3
25	PAOZZ	96906	MS35207-261	SCREW, MACHINE UOC: 5LZ	8
26	XDOZZ	97499	120-050-6	LEAD, ELECTRICAL UOC: 5LZ	1
27	PAOZZ	96906	MS35207-263	SCREW, MACHINE UOC: 5LZ	11
28	PAOZZ	88044	AN743-12	BRACKET, ANGLE UOC: 5LZ	2
29	XDOZZ	97499	120-050-8	BUS, CONDUCTOR UOC: 5LZ	1
31	PAOZZ	96906	MS21919WDG13	CLAMP, LOOP UOC: 5LZ	2
32	PAOZZ	80070	20-032-1	BRACKET, ANGLE UOC: 5LZ	4
33	PAOZZ	96906	MS21919WDG7	CLAMP, LOOP UOC: 5LZ	1
37	PAOZZ	96906	MS21919WDG6	CLAMP, LOOP UOC: 5LZ	3
38	PAOZZ	96906	MS21919D8	CLAMP, LOOP UOC: 5LZ	1
39	PAOZZ	96906	MS35207-261	SCREW, MACHINE UOC: 5LZ	1
40	PAOZZ	96906	MS21919WDG11	CLAMP, LOOP UOC: 5LZ	1
41	XBOZZ	97499	204-075-369-209	DECAL UOC: 5LZ	1
42	PAOZZ	96906	MS25281-F7	CLAMP, LOOP UOC: 5LZ	2
43	PAOZZ	96906	MS35207-264	SCREW, MACHINE UOC: 5LZ	2
44	PAOZZ	66503	188138	WASHER, LOCK UOC: 5LZ	1
45	PAOZZ	96906	MS35650-302	NUT, PLAIN, HEXAGON UOC: 5LZ	1
46	XDOZZ	96906	MS21919DG4	CLAMP, LOOP UOC: 5LZ	2
47	PAOZZ	96906	MS18029-1S9	COVER, TERMINAL BOAR UOC: 5LZ	1



SECTION II			TM11-1520-210-20P	C01	
(1)	(2)	(3)	(4)	(5)	(6)
ITEM	SMR		PART		
NO	CODE	FSCM	NUMBER	DESCRIPTION AND USABLE ON CODE (UOC)	QTY
48	PAOZZ	96906	MS21042L06	NET, SELF-LOCKING, EX UOC: 5LZ	9
49	PAOZZ	88044	AN961-6	WASHER, FLAT UOC: 5LZ	9
50	PAOZZ	81996	8800MS25226-2-20	BUS, CONDUCTOR UOC: 5LY	1
52	PAOZZ	96906	MS21042-04	NUT, SELF-LOCKING, EX UOC: 5LZ	2
53	PAOZZ	96906	MS35206-220	SCREW, MACHINE UOC: 5LZ	2
END OF FIGURE					

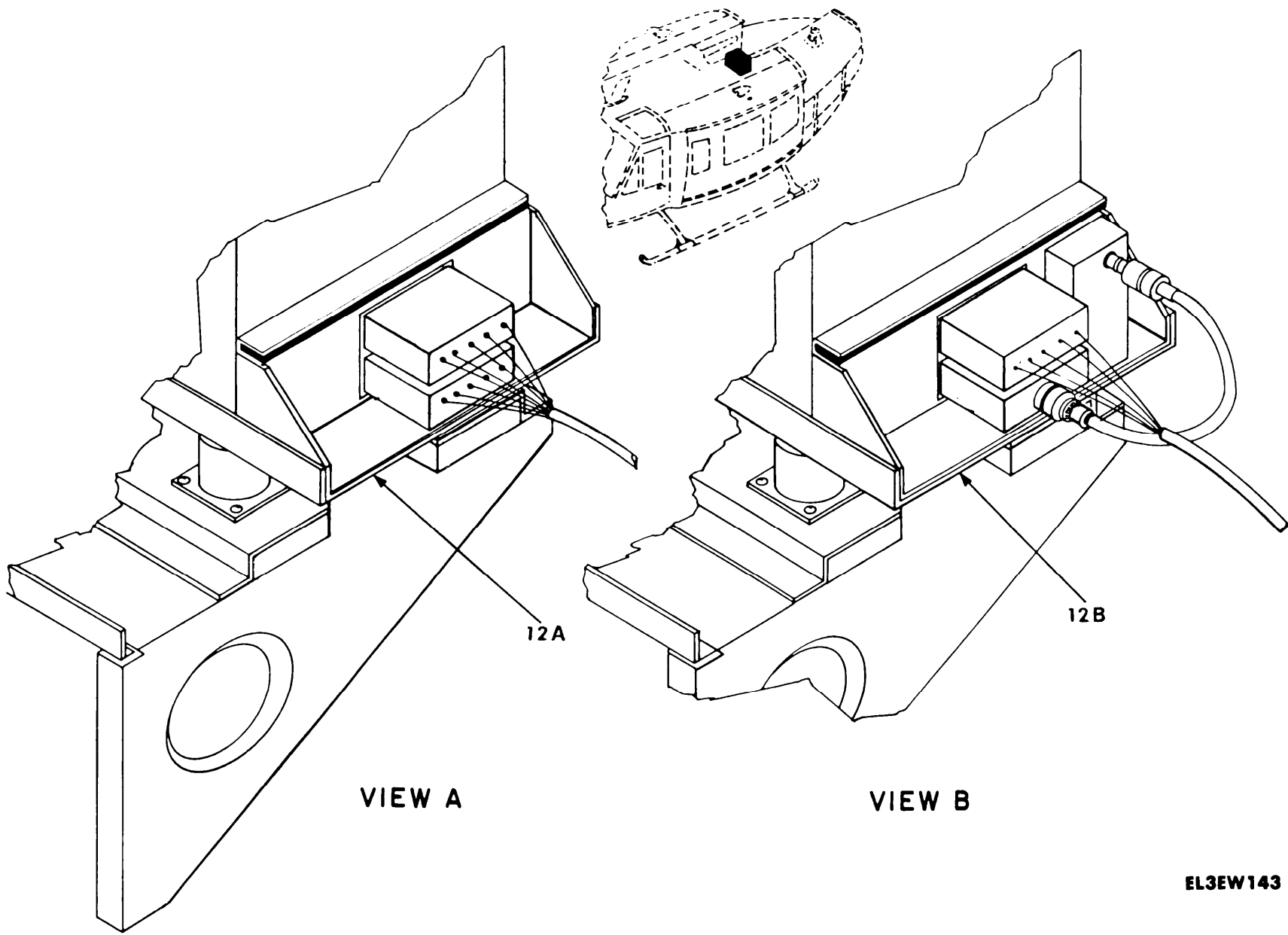




TM 11-1520-210-20P

EL3EW142

Figure 87. Equipment Installation, Communications, Electrical and Radio Components 66-16307 and Subsequent and Aircraft with MWO 55-1520-210-30/33. (Sheet 1 of 2).



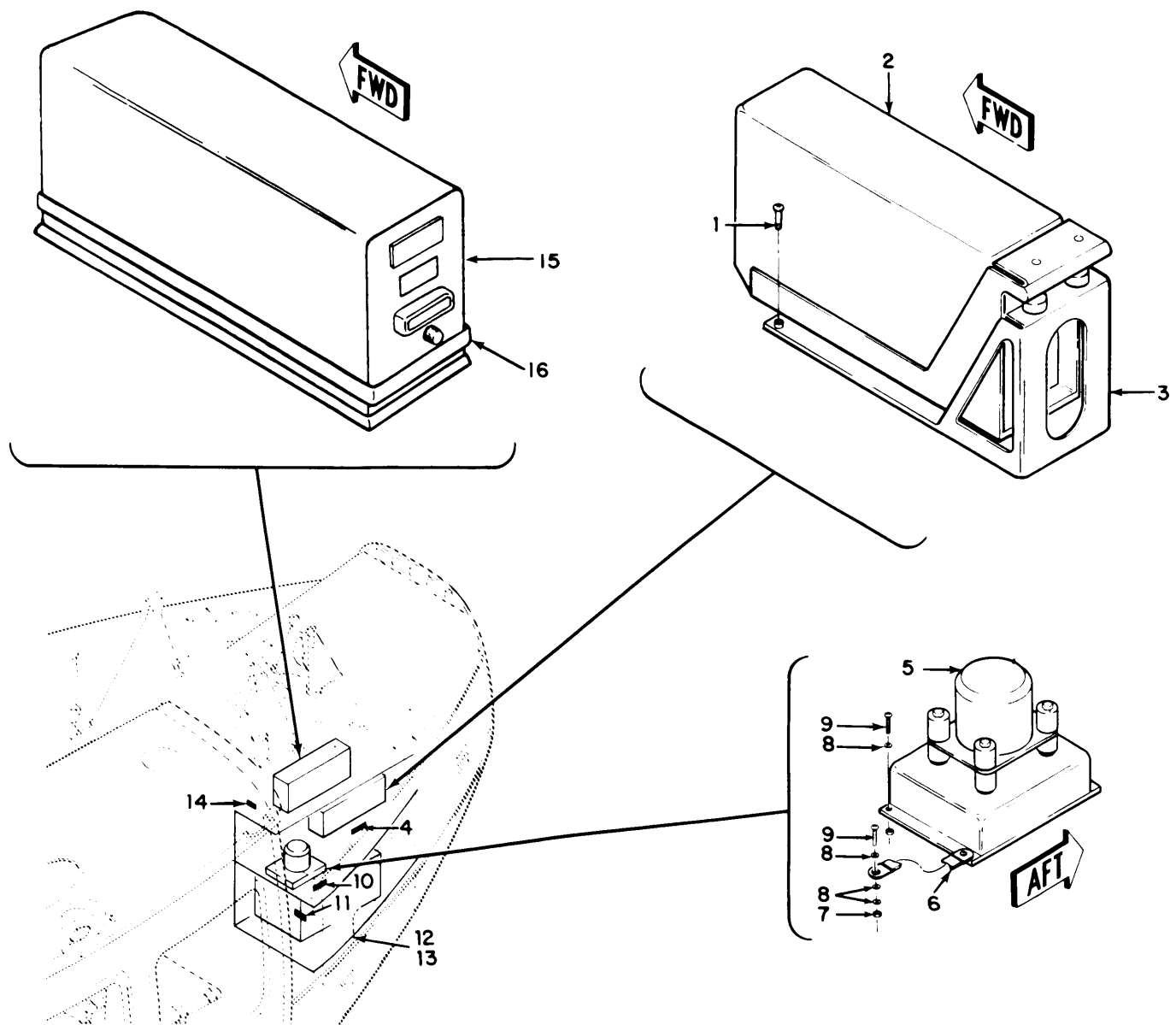
TM 11-1520-210-20P

EL3EW143

Figure 87. Equipment Installation, Communications (Sheet 2 of 2).

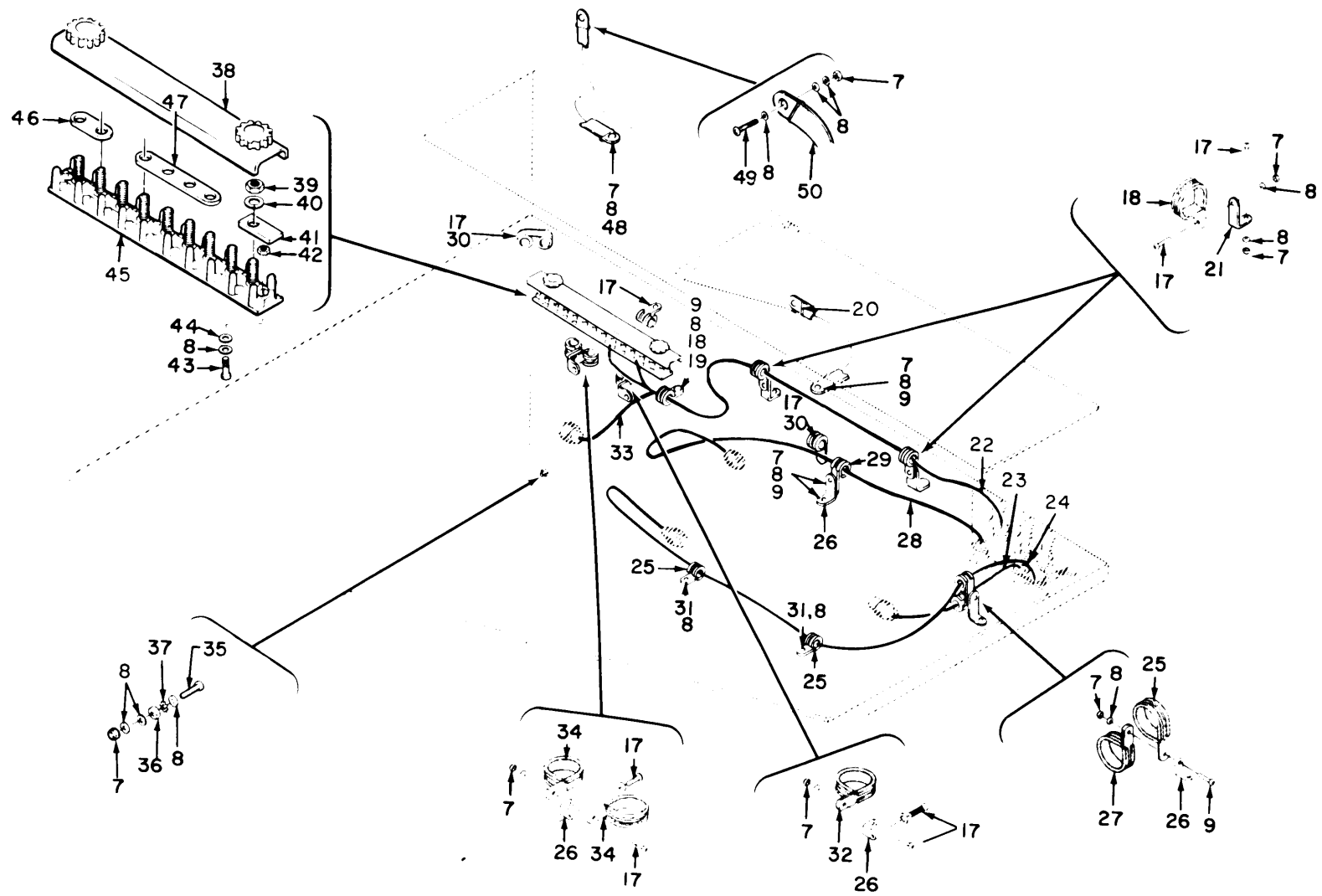
SECTION II		TM11-1520-210-20P		C01	
(1)	(2)	(3)	(4)	(5)	(6)
ITEM	SMR	PART			
NO	CODE	FSCM	NUMBER	DESCRIPTION AND USABLE ON CODE (UOC)	QTY
GROUP 04 EQUIPMENT INSTALLATION, COMMUNICATIONS, ELECTRICAL AND RADIO COMPONENTS, 66-16307 AND SUBSEQUENT					
FIGURE 87					
1	PAODD	80058	RT-857/ARC-134	RECEIVER, TRANSMITTE UOC: 5LY	1
1	PAODD	80058	RT-857/ARC-134	RECEIVER, TRANSMITTE MWO 55-1520- 210-30-45 UOC: 5LY, 5LZ	1
2	PAOZZ	96906	MS35207-263	SCREW, MACHINE UOC: 5LY	2
3	PAOZZ	96906	MS21919WDG7	CLAMP, LOOP UOC: 5LY	2
4	PAOZZ	80070	20-032-1	BRACKET, ANGLE UOC: 5LY	2
5	PAOZZ	96906	MS21042L3	NUT, SELF-LOCKING, EX UOC: 5LY	6
6	PAOZZ	88044	AN960PD10L	WASHER, FLAT UOC: 5LY	2
8	PAOZZ	96906	MS35207-264	SCREW, MACHINE UOC: 5LY	2
9	XBOZZ	88044	AN961-10T	WASHER, FLAT UOC: 5LY	2
11	PAOZZ	96906	MS35207-265	SCREW, MACHINE UOC: 5LY	2
12	PDOHH	65597	88249	RACK 68-16073 AND S EFFECTIVITY 68- 16073 AND SUBSEQUENT UOC: 5LY	1
* 12A	PAOHH	80058	MT-3791/ARC-134	MOUNTING BASE, ELECT THIS PART/ ASSEMBLY IS REMOVED FROM THE AIRCRAFT SUBSEQUENT TO THE INSTALLATION OF THE FOLLOWING: MWO 55-1520-50-14. REFER TO SUPPLEMENT 2 TO THIS TM FOR THE NEW CONFIGURATION UOC: 5LY	1
13	PAOZZ	96906	MS35206-261	SCREW, MACHINE UOC: 5LY	1
14	PAOZZ	96906	MS21919WDG10	CLAMP, LOOP UOC: 5LY	1
15	PAOZZ	95105	124-3003-101	SPACER, SLEEVE UOC: 5LY	1
17	PAOZZ	96906	MS21042L08	NUT, SELF-LOCKING, EX UOC: 5LY	1
18	PAOZZ	96906	MS35206-246	SCREW, MACHINE UOC: 5LY	16
19	XBOZZ	97499	204-075-369-239	MARKER, IDENTIFICATI UOC: 5LY	1
END OF FIGURE					





EL3EW144

Figure 88. Equipment Installation, Communications, Electrical and Radio Components, Station 178.00 to 211.06, 66-16449 thru 66-17144, 66-8574 thru 66-8577, 67-17145 thru 67-17777 (Sheet 1 of 2).



EL3EW145

Figure 88. Equipment Installation, Communications, Electrical and Radio  
 Compartment Station 178.00 to 211.06, 66-16449 thru 66-17144,  
 66-8574 thru 66-8577, 67-17145 thru 67-1777 Sheet 2 of 2).

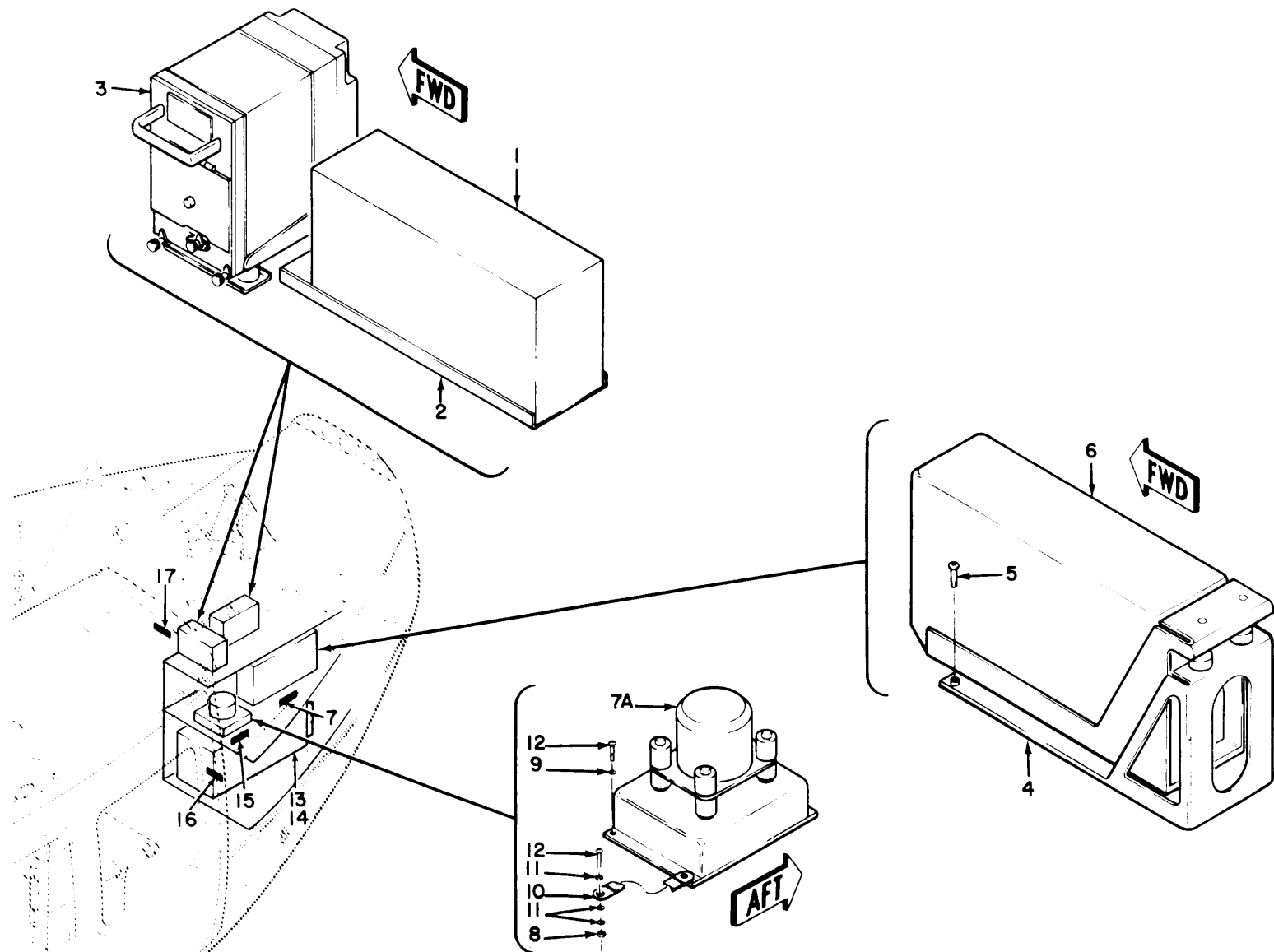


SECTION II		TM11-1520-210-20P	C01		
(1)	(2)	(3)	(4)	(5)	(6)
ITEM	SMR	PART			
NO	CODE	FSCM	NUMBER	DESCRIPTION AND USABLE ON CODE (UOC)	QTY
				GROUP 04 EQUIPMENT INSTALLATION, COMMUNICATIONS, ELECTRICAL AND RADIO COMPONENTS, STATION 178.00 TO 211.06 66-16449 THRU 66-17144, 66-8574 THRU 66-8577, 67-17145 THRU 67-1777 FIGURE 88	
1	PAOZZ	96906	MS35206-246	SCREW,MACHINE UOC:5LY	8
* 2	PAODD	80058	R-1391/ARN-83	RECEIVER,RADIO THIS PART/ASSEMBLY IS REMOVED FROM THE SIRCRAFT SUBSEQUENT TO THE INSTALLATION OF THE FOLLOWING: MWO 55-1520-50-18. REFER TO SUPPLEMENT 2 TO THIS TM FOR THE NEW CONFIGURATION UOC:5LY	1
4	XBOZZ	97499	204-075-369-209	DECAL UOC:5LY,5LZ	1
5	PAODD	80058	CN-998B/ASN-43	GYROSCOPE,DIPLACEM UOC:5LY	1
6	XDOZZ	97499	120-050-6	LEAD,ELECTRICL UOC:5LY	1
7	PAOZZ	96906	MS21042L3	NUT,SELF-LOCKING,EX UOC:5LY,5LZ	14
8	PAOZZ	88044	AN960PD10L	WASHER,FLAT UOC:FGK,5LY,5LZ	30
9	PAOZZ	96906	MS35207-261	SCREW,MACHINE UOC:5LY,5LZ	10
10	XBOZZ	97499	204-075-369-235	DECAL UOC:5LY	1
11	XBOZZ	97499	204-075-369-179	DECAL UOC:5LY,5LZ	1
* 12	PFODD	80058	RT-698/ARC-102	RECEIVER-TRANSMITTE THIS PART/ ASSEMBLY IS REMOVED FROM THE AIRCRAFT SUBSEQUENT TO THE INSTALLATION OF THE FOLLOWING: MWO 55-1520-50-16. REFER TO SUPPLEMENT 2 TO THIS TM FOR THE NEW CONFIGURATION UOC:5LY,5LZ	1
* 13	PAOHH	80058	PP-3702A/ARC-102	POWER INVERTER-MOUN THIS PART/ ASSEMBLY IS REMOVED FROM THE AIRCRAFT SUBSEQUENT TO THE INSTALLATION OF THE FOLLOWING: MWO 55-1520-50-16. REFER TO SUPPLEMENT 2 TO THIS TM FOR THE NEW CONFIGURATION UOC:5LY,5LZ	1
14	XBOZZ	97499	204-075-369-127	DECAL	1

SECTION II			TM11-1520-210-20P	C01	
(1)	(2)	(3)	(4)	(5)	(6)
ITEM	SMR		PART		
NO	CODE	FSCM	NUMBER	DESCRIPTION AND USABLE ON CODE (UOC)	QTY
15	PAODD	80058	RT-859/APX-72	UOC:5LY,5LZ RECEIVER-TRANSMITTE	1
*16	PAOZZ	80058	MT-3809/APX-72	UOC:5LY,5LZ MOUNT, TRANSPONDER THIS PART/ ASSEMBLY IS REMOVED FROM THE AIRCRAFT SUBSEQUENT TO THE INSTALLATION OF THE FOLLOWING: MWO 55-1520-50-15. REFER TO SUPPLEMENT 2 TO THIS TM FOR THE NEW CONFIGURATION	1
17	PAOZZ	96906	MS35207-263	UOC:5LY,5LZ SCREW,MACHINE	11
18	PAOZZ	96906	MS21919WDG5	UOC:5LY,5LZ CLAMP, LOOP	3
19	XBOZZ	96906	MS21919DG4	UOC:5LY,5LZ CLAMP, LOOP	1
20	XDOZZ	97499	120-050-8	UOC:5LY,5LZ BUS, CONDUCTOR	1
21	PAOZZ	88044	AN743-12	UOC:5LY,5LZ BRACKET, ANGLE	2
25	PAOZZ	96906	MS21919WDG6	UOC:5LY,5LZ CLAMP, LOOP	3
26	PAOZZ	80070	20-032-1	UOC:5LY,5LZ BRACKET, ANGLE	4
27	PAOZZ	96906	MS21919D8	UOC:5LY,5LZ CLAMP, LOOP	1
29	PAOZZ	96906	MS21919WDG7	UOC:5LY,5LZ CLAMP, LOOP	1
30	PAOZZ	96906	MS21919WDG13	UOC:5LY,5LZ CLAMP, LOOP	2
31	PAOZZ	96906	MS35207-267	UOC:5LY,5LZ SCREW,MACHINE	2
32	PAOZZ	96906	MS21919WDG11	UOC:5LY,5LZ CLAMP, LOOP	1
34	PAOZZ	96906	MS25281-F7	UOC:5LY,5LZ CLAMP, LOOP	2
35	PAOZZ	96906	MS35207-264	UOC:5LY,5LZ SCREW,MACHINE	1
36	PAOZZ	96906	MS35650-302	UOC:5LY,5LZ NUT, PLAIN, HEXAGON	1
37	PAOZZ	66503	188138	UOC:5LY,5LZ WASHER, LOCK	1
38	PAOZZ	96906	MS18029-1S9	UOC:5LY,5LZ COVER, TERMINAL BOAR	1
39	PAOZZ	96906	MS21042L06	UOC:5LY,5LZ NUT, SELF-LOCKING, EX	9
40	PAOZZ	88044	AN961-6	UOC:5LY,5LZ WASHER, FLAT	9
42	PAOZZ	96906	MS21042-04	UOC:5LY,5LZ NUT, SELF-LOCKING, EX	2
43	PAOZZ	96906	MS35206-220	UOC:5LY,5LZ SCREW,MACHINE	2

SECTION II			TM11-1520-210-20P	C01	
(1)	(2)	(3)	(4)	(5)	(6)
ITEM	SMR		PART		
NO	CODE	FSCM	NUMBER	DESCRIPTION AND USABLE ON CODE (UOC)	QTY
44	PAOZZ	88044	AN960PD4L	UOC:5LY,5LZ WASHER,FLAT	2
47	PAOZZ	81996	8800MS25226-2-20	UOC:5LY,5LZ BUS,CONDUCTOR	1
48	PAOZZ	96906	MS27039-1-12	UOC:5LY SCREW,MACHINE	1
49	PAOZZ	96906	MS23039-1-06	UOC:5LY,5LZ SCREW,MACHINE	1
50	PAOZZ	97499	120-055-1-20	UOC:5LY,5LZ BUS,CONDUCTOR	1
				UOC:5LY,5LZ	
				END OF FIGURE	

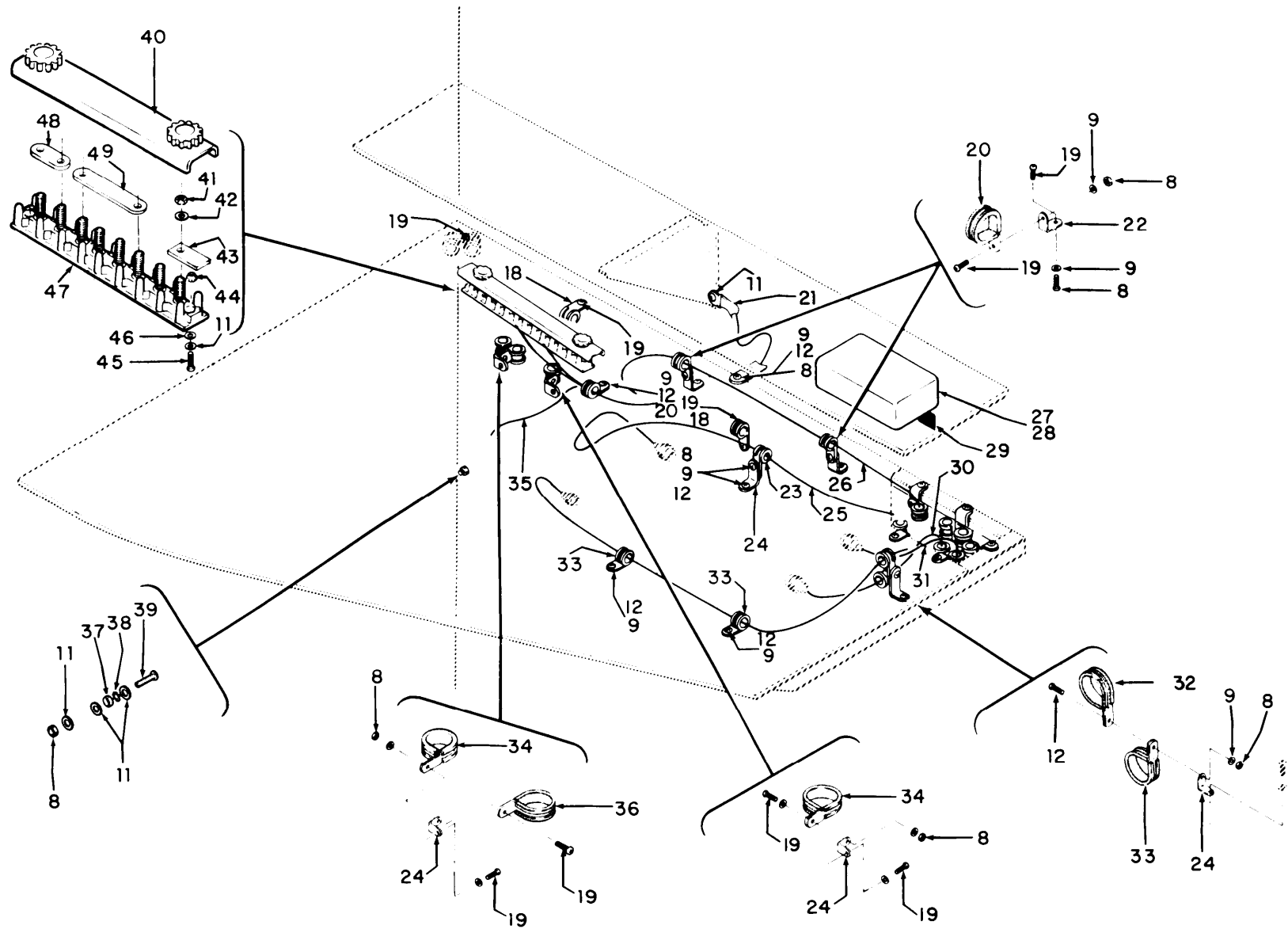




TM 11-1520-210-20P

EL3EW146

Figure 89. Equipment Installation, Communications, Electrical and Radio Components, Station 178.00 to 211.06, 67-1778 thru 67-19537 (Sheet 1 of 2).



EL3EW147

Figure 89. Equipment Installation, Communications, Electrical and Radio Components, Station 178.00 to 211.06, 67-1778 thru 19537 (Sheet 2 of 2).

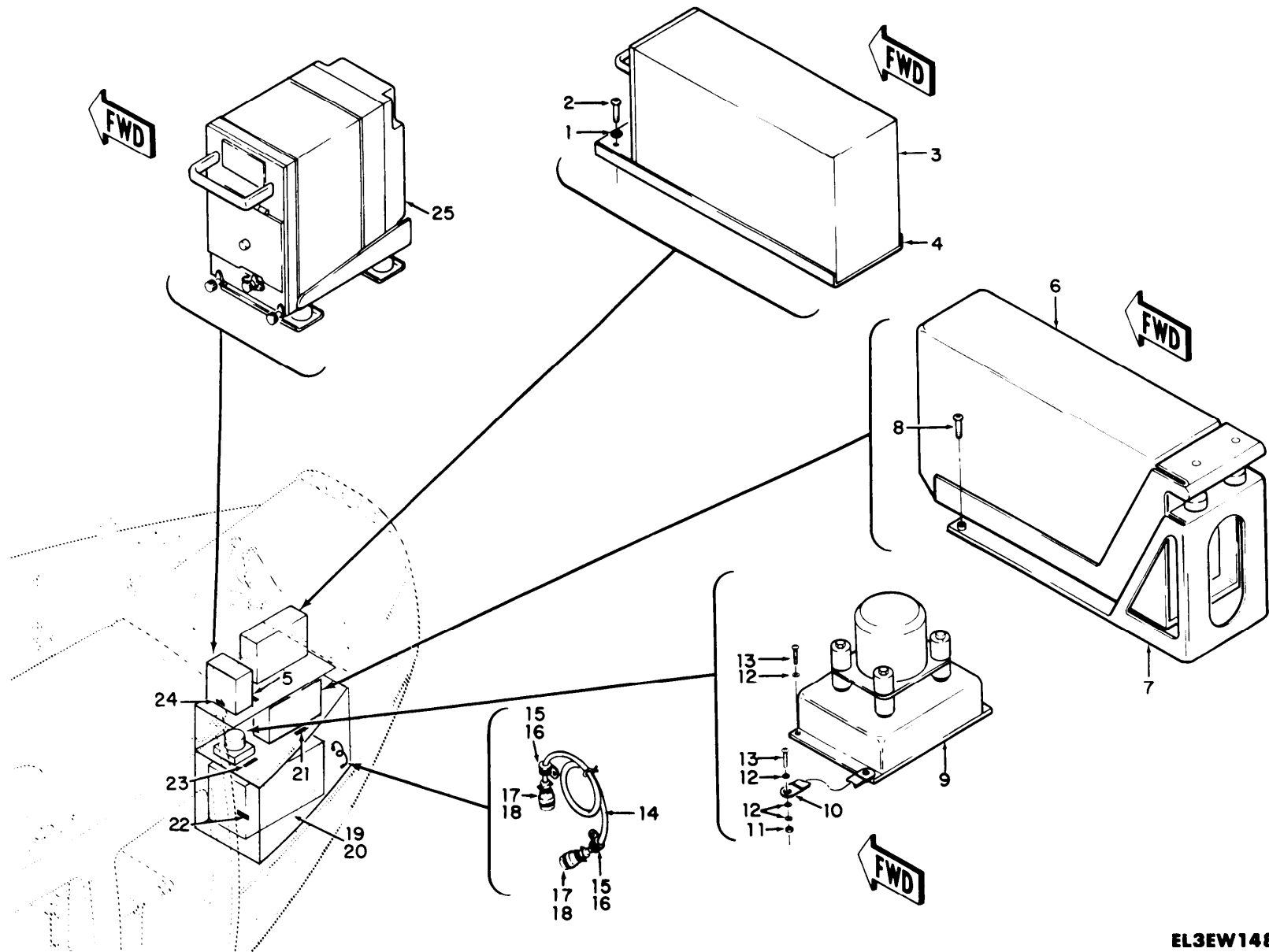
SECTION II		TM11-1520-210-20P	C01		
(1)	(2)	(3)	(4)	(5)	(6)
ITEM	SMR	PART			
NO	CODE	FSCM	NUMBER	DESCRIPTION AND USABLE ON CODE (UOC)	QTY
				GROUP 04 EQUIPMENT INSTALLATION COMMUNICATIONS, ELECTRICAL AND RADIO COMPONENTS, STATION 178.00 TO 211.06, 67-1778 THRU 67-19537	
				FIGURE 89	
1	PAODD	80058	RT-859/APX-72	RECEIVER-TRANSMITTE UOC:5LY,5LZ	1
3	PAODD	98230	KIT-1A/TSEC	TRANSPONDER COMPUTE UOC:5LY,5LZ	1
5	PAOZZ	96906	MS35206-246	SCREW,MACHINE UOC:5LY,5LZ	8
* 6	PAODD	80058	R-1391/ARN-83	RECEIVER,RADIO THIS PART/ASSEMBLY IS REMOVED FROM THE AIRCRAFT SUBSEQUENT TO THE INSTALLATION OF THE FOLLOWING: MWO 55-1520-50-18. REFER TO SUPPLEMENT 2 TO THIS TM FOR THE NEW CONFIGURATION UOC:5LY,5LZ	1
7	XBOZZ	97499	204-075-369-209	DECAL UOC:5LY,5LZ	1
7A	PAODD	80058	CN-998B/ASN-43	GYROSCOPE,DISPLACEM UOC:5LY	1
8	PAOZZ	96906	MS21042L3	NUT,SELF-LOCKING,EX UOC:FGK,5LY,5LZ	12
9	PAOZZ	88044	AN960PD10L	WASHER,FLAT UOC:5LY,5LZ	17
10	XDOZZ	97499	120-050-6	LEAD,ELECTRICAL UOC:5LY	1
11	PAOZZ	88044	AN960PD10L	WASHER,FLAT UOC:FGK,5LY,5LZ	8
12	PAOZZ	96906	MS35207-261	SCREW,MACHINE UOC:5LY,5LZ	12
* 13	PFODD	80058	RT-698/ARC-102	REECEIVER-TRANSMITTE THIS PART/ ASSEMBLY IS REMOVED FROM THE AIRCRAFT SUBSEQUENT TO THE INSTALLATION OF THE FOLLOWING: MWO 55-1520-50-16. REFER TO SUPPLEMENT2 TO THE TM FOR THE NEW CONFIGURATION UOC:5LY,5LZ	1
* 14	PAOHH	80058	PP-3702A/ARC-102	POWER INVERTER-MOUN THIS PART/ ASSEMBLY IS REMOVED FROM THE AIRCRAFT SUBSEQUENT TO THE INSTALLATION OF THE FOLLOWING: MWO 55-1520-50-16. REFER TO SUPPLEMENT 2 TO THIS TM FOR THE NEW CONFIGURATION UOC:5LY,5LZ	1

SECTION II		TM11-1520-210-20P		C01	
(1)	(2)	(3)	(4)	(5)	(6)
ITEM	SMR		PART		
NO	CODE	FSCM	NUMBER	DESCRIPTION AND USABLE ON CODE (UOC)	QTY
15	XBOZZ	97499	204-075-369-235	DECAL UOC:5LY	1
16	XBOZZ	97499	204-075-369-179	DECAL UOC:5LY,5LZ	1
17	XBOZZ	97499	204-075-369-327	MARKER,INDENTIFICATI UOC:5LY	1
18	PAOZZ	96906	MS21919WDG13	CLAMP,LOOP UOC:5LY,5LZ	2
19	PAOZZ	96906	MS35207-263	SCREW,MACHINE UOC:5LY,5LZ	11
20	PAOZZ	96906	MS21919WDG5	CLAMP,LOOP UOC:5LY,5LZ	3
21	XDOZZ	97499	120-050-8	BUS,CONDUCTOR UOC:5LY,5LZ	1
22	PAOZZ	88044	AN743-12	BRACKET,ANGLE UOC:5LY,5LZ	2
23	PAOZZ	96906	MS21919WDG7	CLAMP,LOOP UOC:5LY,5LZ	1
24	PAOZZ	80070	20-032-1	BRACKET,ANGLE UOC:5LY,5LZ	4
27	PFODD	80058	TS-1843B/APX	TEST SET,TRANSPONDE UOC:5LY	1
* 28	PAOZZ	80058	MT-3513/APX	MOUNT,RECEIVER THIS PART/ASSEMBLY IS REMOVED FROM THE AIRCRAFT SUBSEQUENT TO THE INSTALLATION OF THE FOLLOWING: MWO 55-1520-50-15. REFER TO SUPPLEMENT 2 TO THIS TM FOR THE NEW CONFIGURATION UOC:5LY	1
29	XBOZZ	97499	204-075-369-329	MARKER,INDENTIFICATI UOC:5LY	1
32	PAOZZ	96906	MS21919D8	CLAMP,LOOP UOC:5LY,5LZ	1
33	PAOZZ	96906	MS21919WDG6	CLAMP,LOOP UOC:5LY,5LZ	2
34	PAOZZ	96906	MS21919WDG11	CLAMP,LOOP UOC:5LY,5LZ	1
36	PAOZZ	96906	MS25281-F7	CLAMP,LOOP UOC:5LY,5LZ	2
37	PAOZZ	96906	MS35650-302	NUT,PLAIN,HEXAGON UOC:5LY,5LZ	1
38	PAOZZ	66503	188138	WASHER,LOCK UOC:5LY,5LZ	1
39	PAOZZ	96906	MS35207-264	SCREW,MACHINE UOC:5LY,5LZ	1
40	PAOZZ	96906	MS18029-1S9	COVER,TERMINAL BOAR UOC:5LY,5LZ	1
41	PAOZZ	96906	MS21042L06	NUT,SELF-LOCKING,EX UOC:5LY,5LZ	9
42	PAOZZ	88044	AN961-6	WASHER,FLAT UOC:5LY,5LZ	9
44	PAOZZ	96906	MS21042-04	NUT,SELF-LOCKING,EX	2



SECTION II			TM11-1520-210-20P	C01	
(1)	(2)	(3)	(4)	(5)	(6)
ITEM	SMR		PART		
NO	CODE	FSCM	NUMBER	DESCRIPTION AND USABLE ON CODE (UOC)	QTY
45	PAOZZ	96906	MS35206-220	UOC:5LY,5LZ SCREW,MACHINE	2
46	PAOZZ	88044	AN960PD4L	UOC:5LY,5LZ WASHER,FLAT	2
49	PAOZZ	81996	8800MS25226-2-20	UOC:5LY,5LZ BUS,CONDUCTOR	1
				UOC:5LY	
				END OF FIGURE	





TM 11-1520-210-20P

EL3EW148

Figure 90. Equipment Installation, Communications, Electrical and Radio Compartment, Avionics Compartment Station 178.00 to 211.06, 68-5214 thru 68-15778 (Sheet 1 of 2).

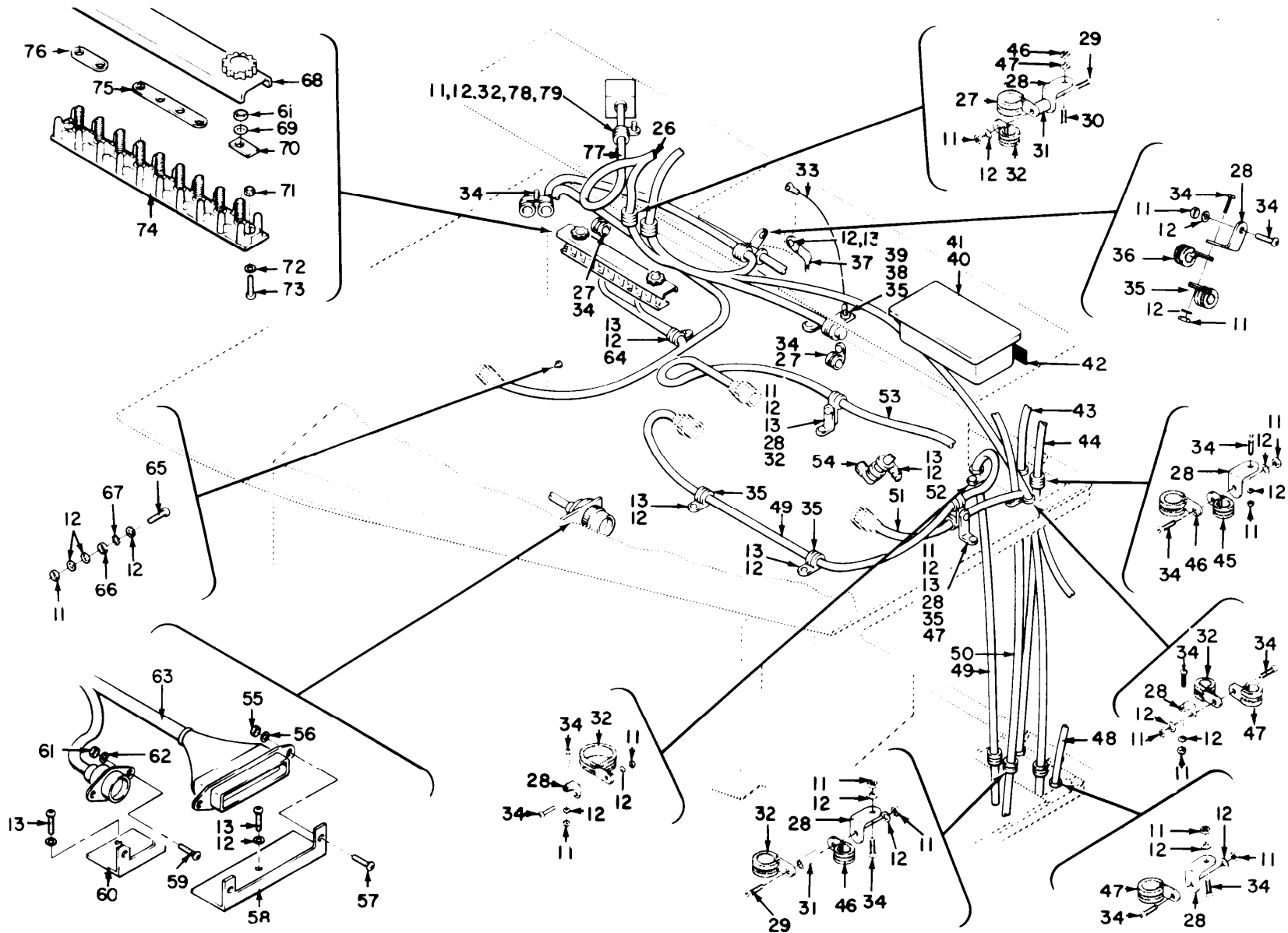


Figure 90. Equipment Installation, Communications, Electrical and Radio Components, Avionics Compartment Station 178.00 to 211.06, 68-15214 thru 68-15778 (Sheet 2 of 2).

EL3EW149

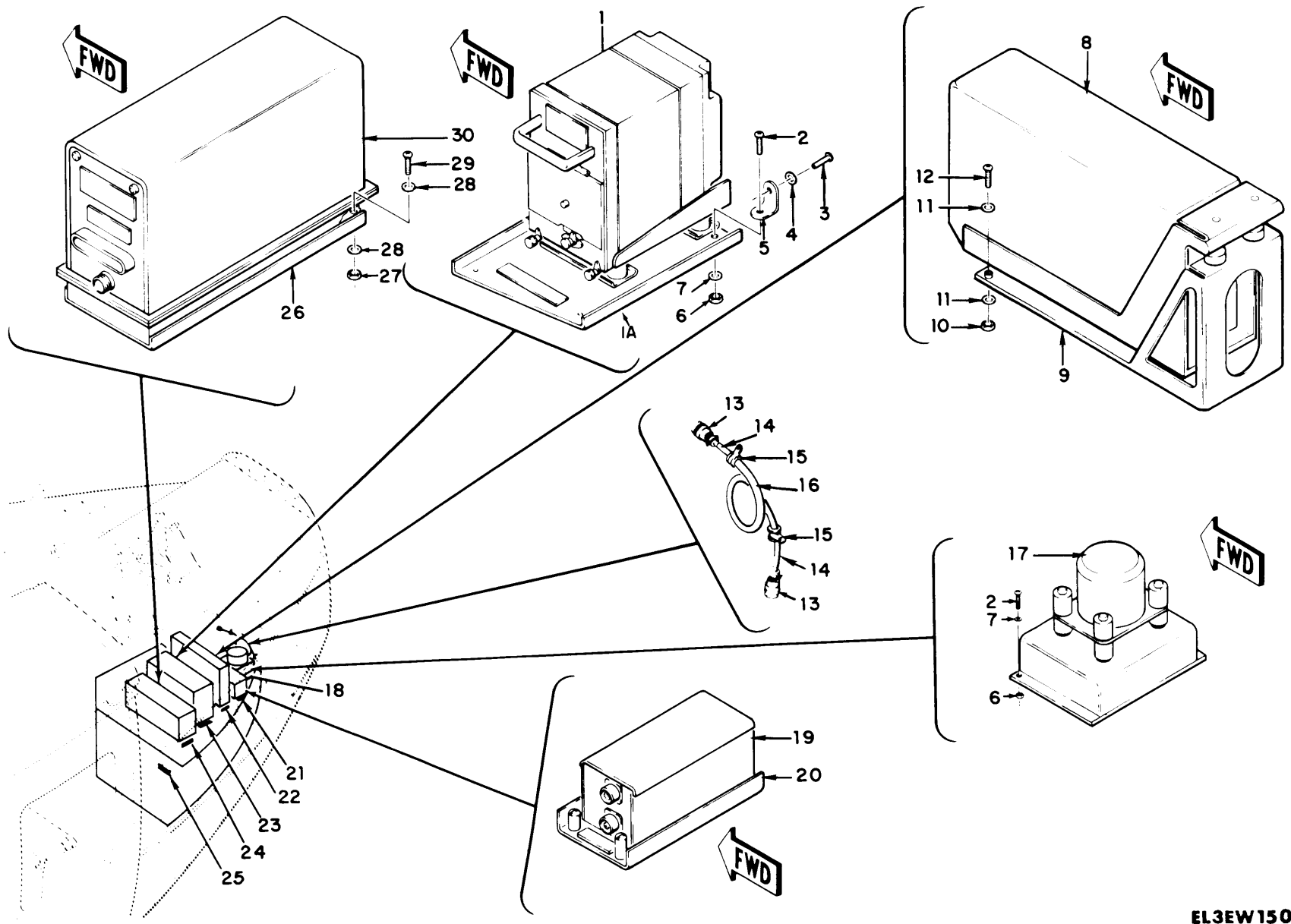
SECTION II		TM11-1520-210-20P		C01	
(1)	(2)	(3)	(4)	(5)	(6)
ITEM	SMR		PART		
NO	CODE	FSCM	NUMBER	DESCRIPTION AND USABLE ON CODE (UOC)	QTY
GROUP 04 EQUIPMENT INSTALLATION COMMUNICATIONS ELECTRICAL AND RADIO COMPONENTS, AVIONICS COMPARTMENT STATION 178.00 TO 211.06, 68-15214 THRU 68-15778					
FIGURE 90					
1	PAOZZ	96906	MS35336-27	WASHER, LOCK UOC: 5LY	4
2	XBOZZ	96906	MS51960-87	SCREW, MACHINE UOC: 5LY	4
3	PAODD	80058	RT-859/APX-72	RECEIVER-TRANSMITTE UOC: 5LY	1
* 4	PAOZZ	80058	MT-3809/APX-72	MOUNT, TRANSPONDDER THIS PART/ ASSEMBLY IS REMOVED FROM THE AIRCRAFT SUBSEQUENT TO THE INSTALLATION OF THE FOLLOWING: MWO 55-1520-50-15. REFER TO SUPPLEMENT 2 TO THIS TM FOR THE NEW CONFIGURATION UOC: 5LY	1
5	XBOZZ	97499	204-075-369-337	DECAL UOC: 5LY	1
* 6	PAODD	80058	R-1391/ARN-83	RECEIVER, RADIO THIS PART/ASSEMBLY IS REMOVED FROM THE AIRCRAFT SUBSEQUENT TO THE INSTALLATION OF THE FOLLOWING: MWO 55-1520-50-18. REFER TO SUPPLEMENT 2 TO THIS TM FOR THE NEW CONFIGURATION UOC: 5LY, 5LZ	1
8	PAOZZ	96906	MS35206-246	SCREW, MACHINE UOC: 5LY	8
9	PAODD	80058	CN-998B/ASN-43	GYROSCOPE, DISPLACEMENT UOC: 5LY	1
10	XDOZZ	97499	120-050-6	LEAD, ELECTRICAL UOC: 5LY	1
11	PAOZZ	96906	MS21042L3	NUT, SELF-LOCKING, EX UOC: 5LY, 5LZ	19
12	PAOZZ	88044	AN960PD10L	WASHER, FLAT UOC: 5LY, 5LZ	36
13	PAOZZ	96906	MS35207-261	SCREW, MACHINE UOC: 5LY, 5LZ	19
15	PAOZZ	96906	MS35207-265	SCREW, MACHINE UOC: 5LY	2
16	PAOZZ	96906	MS21919WDG10	CLAMP, LOOP UOC: 5LY	2
* 19	PFODD	80058	RT-698/ARC-102	RECEIVER-TRANSMITTE THIS PART/ ASSEMBLY IS REMOVED FROM THE AIRCRAFT SUBSEQUENT TO THE	

SECTION II		TM11-1520-210-20P	C01		
(1)	(2)	(3)	(4)	(5)	
ITEM	SMR	PART		(6)	
NO	CODE	FSCM	NUMBER	DESCRIPTION AND USABLE ON CODE (UOC)	QTY
				INSTALLATION OF THE FOLLOWING: MWO 55-1520-50-16. REFER TO SUPPLEMENT 2 TO THIS TM FOR THE NEW CONFIGURATION UOC:5LY,5LZ	
* 20	PAOHH	80058	PP-3702A/ARC-102	POWER INVERTER-MOUN THIS PART/ ASSEMBLY IS REMOVED FROM THE AIRCRAFT SUBSEQUENT TO THE INSTALLATION OF THE FOLLOWING: MWO 55-1520-50-16. REFER TO SUPPLEMENT 2 TO THIS TM FOR THE NEW CONFIGURATION UOC:5LY,5LZ	1
21	XBOZZ	97499	204-075-369-209	DECAL UOC:5LY,5LZ	1
22	XBOZZ	97499	204-075-369-179	DECAL UOC:5LY,5LZ	1
23	XBOZZ	97499	204-075-369-235	DECAL UOC:5LY	1
24	XBOZZ	97499	204-075-369-327	MARKER, INDENTIFI UOC:5LY,5LZ	1
25	PAODD	98230	KIT-1A/TSEC	TRANSPONDER COMPUTE UOC:5LY	1
27	PAOZZ	96906	MS21919WDG13	CLAMP, LOOP UOC:5LY	3
28	PAOZZ	80070	20-032-1	BRACKET, ANGLE UOC:5LY,5LZ	9
29	PAOZZ	96906	MS35207-268	SCREW, MACHINE UOC:5LY,5LZ	2
30	PAOZZ	96906	MS35207-262	SCREW, MACHINE UOC:5LY,5LZ	1
31	PAOZZ	18876	8022653	SPACER, SLEEVE UOC:5LY,5LZ	2
31	PAOZZ	18876	8022653	SPACER, SLEEVE UOC:5LY,5LZ	2
32	PAOZZ	96906	MS21919WDG7	CLAMP, LOOP UOC:5LY,5LZ	6
34	PAOZZ	96906	MS35207-263	SCREW, MACHINE UOC:5LY,5LZ	14
35	PAOZZ	96906	MS21919WDG6	CLAMP, LOOP UOC:5LY,5LZ	6
36	PAOZZ	96906	MS21919WDG11	CLAMP, LOOP UOC:5LY,5LZ	1
37	XBOZZ	97499	120-052-8	JUMPER UOC:5LY	1
38	PAOZZ	88044	AN960PD8L	WASHER, FLAT UOC:5LY	1
39	PAOZZ	96906	MS35206-243	SCREW, MACHINE UOC:5LY	1
* 40	PAOZZ	80058	MT-3513/APX	MOUNT, RECIEVER THIS PART/ASSEMBLY IS REMOVED FROM THE AIRCRAFT SUBSEQUENT TO THE INSTALLATION OF THE FOLLOWING: MWO 55-1520-50-15. REFER TO SUPPLEMENT 2 TO THIS	1

SECTION II			TM11-1520-210-20P	C01	
(1)	(2)	(3)	(4)	(5)	(6)
ITEM	SMR		PART		
NO	CODE	FSCM	NUMBER	DESCRIPTION AND USABLE ON CODE (UOC)	QTY
				TM FOR THE NEW CONFIGURATION	
				UOC:5LY	
41	PFODD	80058	TS-1843B/APX	TEST SET, TRANSPONDE	1
				UOC:5LY	
42	XB0ZZ	97499	204-075-369-329	MARKER, IDENTIFICATI	1
				UOC:5LY	
45	PAOZZ	96906	MS21919D8	CLAMP, LOOP	1
				UOC:5LY, 5LZ	
46	PAOZZ	96906	MS21919WDG3	CLAMP, LOOP	2
				UOC:5LY, 5LZ	
47	PAOZZ	96906	MS21919WDG5	CLAMP, LOOP	3
				UOC:5LY, 5LZ	
52	PAOZZ	96906	MS25281-F7	CLAMP, LOOP	1
				UOC:5LY, 5LZ	
55	PAOZZ	96906	MS21042-02	NUT, SELF-LOCKING, EX	2
				UOC:5LY, 5LZ	
56	POAZZ	81352	AN960PD3L	WASHER, FLAT	2
				UOC:5LY, 5LZ	
57	PAOZZ	12745	23728-1-65	SCREW, MACHINE	2
				UOC:5LY, 5LZ	
59	POAZZ	96906	MS35206-230	SCREW, MACHINE	2
				UOC:5LY, 5LZ	
61	PAOZZ	96906	MS21042L06	NUT, SELF-LOCKING, EX	11
				UOC:5LY, 5LZ	
61	PAOZZ	96906	MS21042-04	NUT, SELF-LOCKING, EX	11
				UOC:5LY, 5LZ	
62	PAOZZ	88044	AN960B6	WASHER, FLAT	2
				UOC:5LY, 5LZ	
64	XDOZZ	96906	MS21919DG4	CLAMP, LOOP	1
				UOC:FGK, 5LY, 5LZ	
65	PAOZZ	96906	MS35207-264	SCREW, MACHINE	1
				UOC:5LY, 5LZ	
66	PAOZZ	96906	MS35650-302	NUT, PLAIN, HEXAGON	1
				UOC:FGK, 5LY, 5LZ	
67	PAOZZ	88044	AN960PD10	WASHER, FLAT	1
				UOC:FGK, 5LY, 5LZ	
68	PAOZZ	96906	MS18029-1S9	COVER, TERMINAL BOAR	1
				UOC:5LY, 5LZ	
69	PAOZZ	88044	AN961-6	WASHER, FLAT	9
				UOC:5LY, 5LZ	
71	PAOZZ	96906	MS21042-04	NUT, SELF-LOCKING, EX	2
				UOC:5LY, 5LZ	
72	PAOZZ	88044	AN960PD4L	WASHER, FLAT	2
				UOC:5LY, 5LZ	
73	PAOZZ	96906	MS35206-220	SCREW, MACHINE	2
				UOC:5LY	
75	PAOZZ	81996	8800MS25226-2-20	BUS, CONDUCTOR	1
				UOC:5LY, 5LZ	
78	PAOZZ	95105	124-3003-101	SPACER, SLEEVE	1
				UOC:5LY, 5LZ	
79	PAOZZ	96906	MS35207-266	SCREW, MACHINE	1
				UOC:5LY, 5LZ	
				END OF FIGURE	



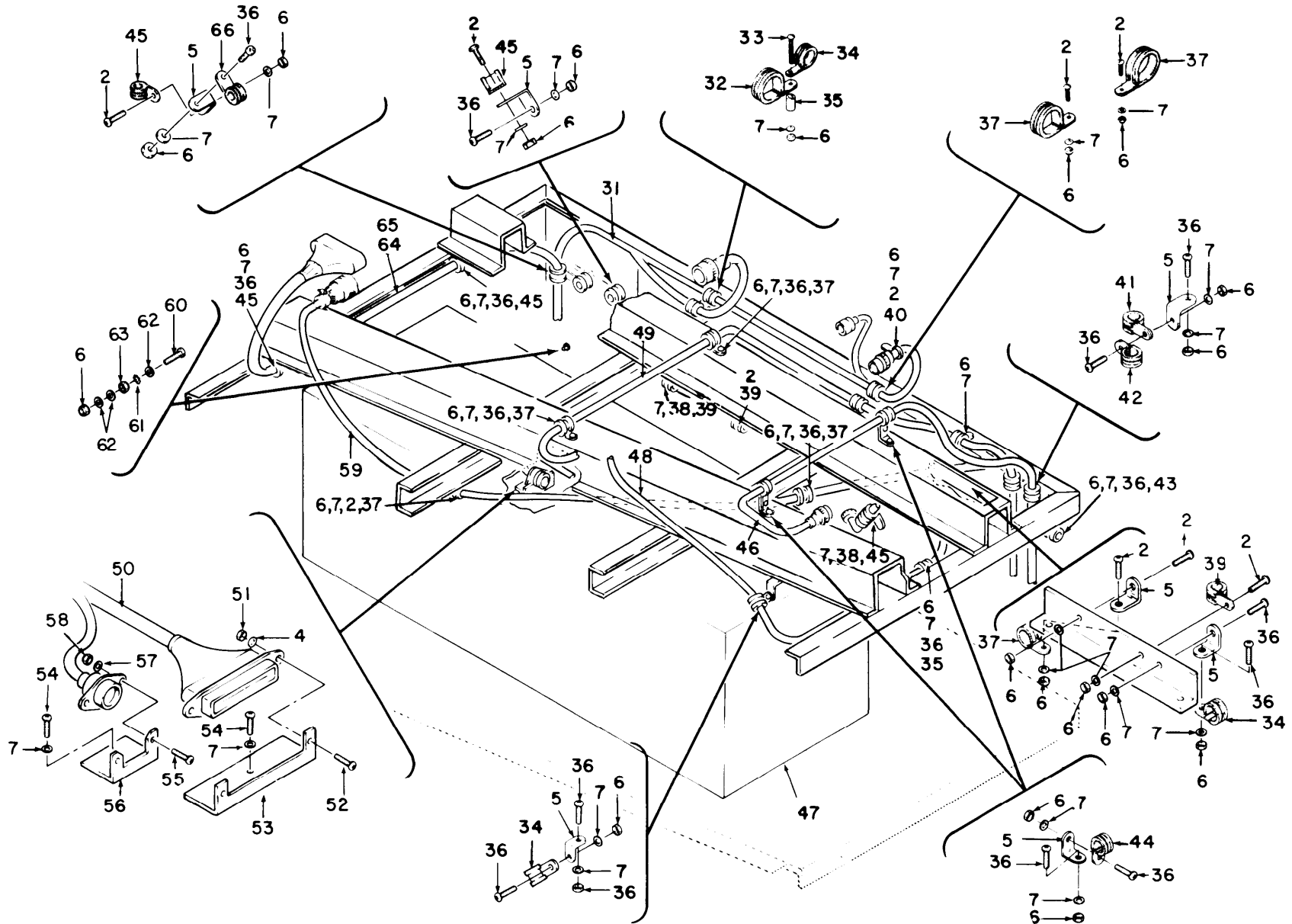




TM 11-1520-210-20P

EL3EW150

Figure 91. Equipment Installation, Communications, Electrical and Radio Components, 68-16060 and Subsequent (Sheet 1 of 2).



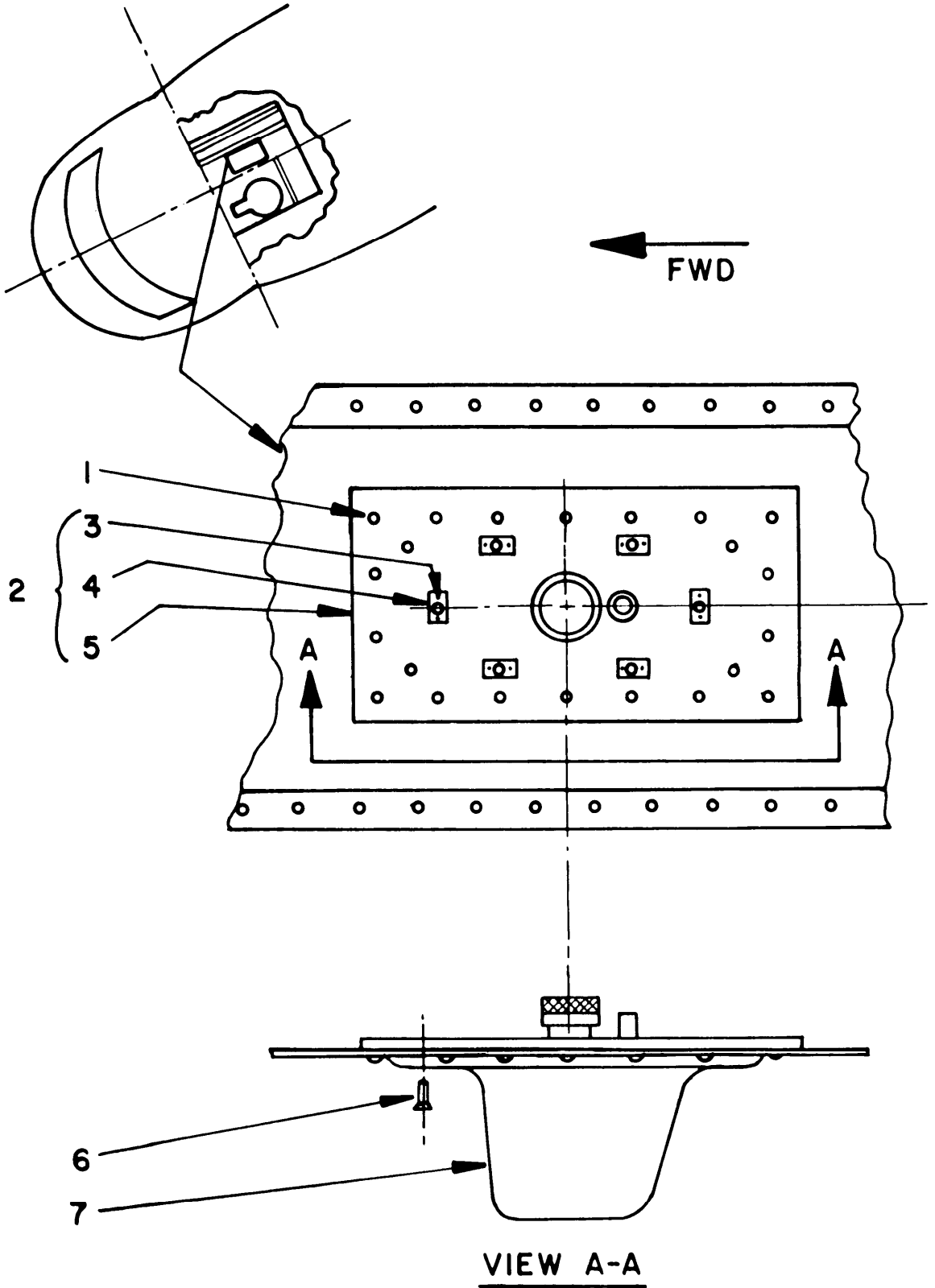
EL3EW151

Figure 91. Equipment Installation, Communications, Electrical and Radio Components, 68-16050 and Subsequent (Sheet 2 of 2).

SECTION II		TM11-1520-210-20P	C01		
(1)	(2)	(3)	(4)	(5)	(6)
ITEM	SMR	PART			
NO	CODE	FSCM	NUMBER	DESCRIPTION AND USABLE ON CODE (UOC)	QTY
				GROUP 04 EQUIPMENT INSTALLATION, COMMUNICATIONS, ELECTRICAL AND RADIO COMPONENTS, 68-160050 AND SUBSEQUENT	
				FIGURE 91	
1	PAODD	98230	KIT-1A/TSEC	TRANSPONDER COMPUTE UOC:5LY	1
1A	PAOZZ	80058	MT-3949A/U	MOUNTING BASE,ELECT UOC:5LY	1
2	PAOZZ	96906	MS35207-263	SCREW,MACHINE UOC:5LY	16
4	PAOZZ	88044	AN960B6	WASHER,FLAT UOC:5LY	4
5	PAOZZ	80070	20-032-1	BRACKET,ANGLE UOC:5LY,5LZ	11
6	PAOZZ	96906	MS21042L3	NUT,SELF-LOCKING,EX UOC:FGK,5LY,5LZ	37
7	PAOZZ	88044	AN960PD10L	WASHER,FLAT UOC:5LY,5LZ	40
* 8	PAODD	80058	R-1391/ARN-83	RECEIVER,RADIO THIS PART/ASSEMBLY IS REMOVED FROM THE AIRCRAFT SUBSEQUENT TO THE INSTALLATION OF THE FOLLOWING: MWO 55-1520-50-18. REFER TO SUPPLEMENT 2 TO THIS TM FOR THE NEW CONFIGURATION UOC:5LY	1
10	PAOZZ	96906	MS21042L08	NUT,SELF-LOCKING,EX UOC:5LY,5LZ	8
11	PAOZZ	88044	AN960PD8L	WASHER,FLAT UOC:5LY,5LZ	16
12	PAOZZ	96906	MS35206-246	SCREW,MACHINE UOC:5LY	8
15	PAOZZ	96906	MS21919WDG10	CLAMP,LOOP UOC:5LY	2
17	PAODD	80058	CN-998B/ASN-43	GYROSCOPE,DISPLACEM UOC:5LY	1
18	XBOZZ	97499	204-075-369-235	DECAL UOC:5LY,5LZ	1
19	PFODD	80058	TS-1843B/APX	TEST SET,TRANSPONDE UOC:5LY	1
* 20	PAOZZ	80058	MT-3513/APX	MOUNT,RECEIVER THIS PART/ASSEMBLY IS REMOVED FROM THE AIRCRAFT SUBSEQUENT TO THE INSTALLATION OF THE FOLLOWING: MWO 55-1520-50-15. REFER TO SUPPLEMENT 2 TO THIS TM FOR THE NEW CONFIGURATION UOC:5LY	1
21	XBOZZ	97499	204-075-369-329	MARKER,IDENTIFICATI	1

SECTION II		TM11-1520-210-20P	C01		
(1)	(2)	(3)	(4)	(5)	(6)
ITEM	SMR		PART		
NO	CODE	FSCM	NUMBER	DESCRIPTION AND USABLE ON CODE (UOC)	QTY
				UOC:5LY	
22	XBOZZ	97499	204-075-369-209	DECAL	1
				UOC:5LY,5LZ	
23	XBOZZ	97499	204-075-369-327	MARKER, IDENTIFICATI	1
				UOC:5LY	
24	XBOZZ	97499	204-075-369-337	DECAL	1
				UOC:5LY	
25	XBOZZ	97499	204-075-369-179	DECAL	1
				UOC:5LY,5LZ	
* 26	PAOZZ	80058	MT-3809/APX-72	MOUNT, TRANSPONDER THIS PART/ ASSEMBLY IS REMOVED FROM THE AIRCRAFT SUBSEQUENT TO THE INSTALLATION OF THE FOLLOWING: MWO 55-1520-50-15. REFER TO SUPPLEMENT 2 TO THIS TM FOR THE NEW CONFIGURATION	1
				UOC:5LY	
27	PAOZZ	96906	MS21042L4	NUT, SELF-LOCKING, EX	4
				UOC:5LY	
28	PAOZZ	88044	AN960PD416L	WASHER, FLAT	4
				UOC:5LY	
29	PAOZZ	96906	MS51960-83	SCREW, MACHINE	4
				UOC:5LY	
30	PAODD	80058	RT-859/APX-72	RECEIVER-TRANSMITTE	1
				UOC:5LY	
32	XDOZZ	96906	MS21919DG4	CLAMP, LOOP	1
				UOC:5LY,5LZ	
33	PAOZZ	96906	MS35207-269	SCREW, MACHINE	1
				UOC:5LY,5LZ	
34	PAOZZ	96906	MS21919WDG6	CLAMP, LOOP	4
				UOC:5LY,5LZ	
35	PAOZZ	95105	124-3003-101	SPACER, SLEEVE	1
				UOC:5LY,5LZ	
36	PAOZZ	96906	MS35207-262	SCREW, MACHINE	18
				UOC:5LY,5LZ	
37	PAOZZ	96906	MS21919WDG7	CLAMP, LOOP	7
				UOC:5LY,5LZ	
38	PAOZZ	96906	MS35207-267	SCREW, MACHINE	2
				UOC:5LY,5LZ	
39	PAOZZ	96906	MS21919WDG13	CLAMP, LOOP	1
				UOC:5LY,5LZ	
40	PAOZZ	96906	MS21919WDG14	CLAMP, LOOP	3
				UOC:5LY,5LZ	
41	PAOZZ	96906	MS21919WDG3	CLAMP, LOOP	3
				UOC:5LY,5LZ	
42	PAOZZ	96906	MS21919WDG8	CLAMP, LOOP	1
				UOC:5LY,5LZ	
43	PAOZZ	96906	MS21919D8	CLAMP, LOOP	1
				UOC:5LY,5LZ	
44	PAOZZ	96906	MS21919WDG5	CLAMP, LOOP	4
				UOC:5LY,5LZ	
45	PAOZZ	96906	MS25281-F7	CLAMP, LOOP	5

SECTION II		TM11-1520-210-20P	C01		
(1)	(2)	(3)	(4)	(5)	(6)
ITEM	SMR		PART		
NO	CODE	FSCM	NUMBER	DESCRIPTION AND USABLE ON CODE (UOC)	QTY
				UOC:5LY,5LZ	
* 47	PFODD	80058	RT-698/ARC-102	RECEIVER-TRANSMITTE THIS PART/ ASSEMBLY IS REMOVED FROM THE AIRCRAFT SUBSEQUENT TO THE INSTALLATION OF THE FOLLOWING: MWO 55-1520-50-16. REFER TO SUPPLEMENT 2 TO THIS TM FOR THE NEW CONFIGURATION	1
				UOC:5LY	
51	PAOZZ	96906	MS21042-02	NUT,SELF-LOCKING,EX	2
				UOC:5LY,5LZ	
52	PAOZZ	12745	23728-1-65	SCREW,MACHINE	2
				UOC:5LY	
54	PAOZZ	96906	MS35207-261	SCREW,MACHINE	2
				UOC:5LY,5LZ	
55	PAOZZ	96906	MS35206-230	SCREW,MACHINE	2
				UOC:5LY	
57	PAOZZ	81352	AN960PD3L	WASHER,FLAT	2
				UOC:5LY,5LZ	
58	PAOZZ	96906	MS21042L06	NUT,SELF-LOCKING,EX	2
				UOC:5LY,5LZ	
60	PAOZZ	96906	MS35207-264	SCREW,MACHINE	1
				UOC:5LY,5LZ	
61	PAOZZ	66503	188138	WASHER,LOCK	1
				UOC:5LY	
62	PAOZZ	88044	AN960PD10L	WASHER,FLAT	4
				UOC:5LY	
63	PAOZZ	96906	MS35650-305	NUT,PLAIN,HEXAGON	1
				UOC:5LY	
* 65	PAOHH	80058	PP-3702A/ARC-102	POWER INVERTER-MOUN THIS PART/ ASSEMBLY IS REMOVED FROM THE AIRCRAFT SUBSEQUENT TOTHE INSTALLATION OF THE FOLLOWING: MWO 55-1520-50-16. REFER TO SUPPLEMENT 2 TO THIS TM FOR THE NEW CONFIGURATION	1
				UOC:5LY	
66	XBOZZ	96906	MS21104D17	CLAMP,LOOP	1
				UOC:5LY,5LZ	
				END OF FIGURE	



EL3EWI57

Figure 91B. AN/ARN-124 Antenna.

## SECTION II

TM11-1520-210-20P

(1)	(2)	(3)	(4)	(5)	(6)
ITEM	SMR		PART		
NO	CODE	FSCM	NUMBER	DESCRIPTION AND USABLE ON CODE (UOC)	QTY
				EQUIPMENT INSTALLATION	
				AN/ARN-124 ANTENNA FY	
				66 MODELS AND	
				SUBSEQUENT	
				FIGURE 91B	
6	PAOZZ	96906	MS24693-C28	SCREW, MACHINE	6
7	PCOZZ	88044	AT-741A/A	ANTENNA	1

END OF FIGURE

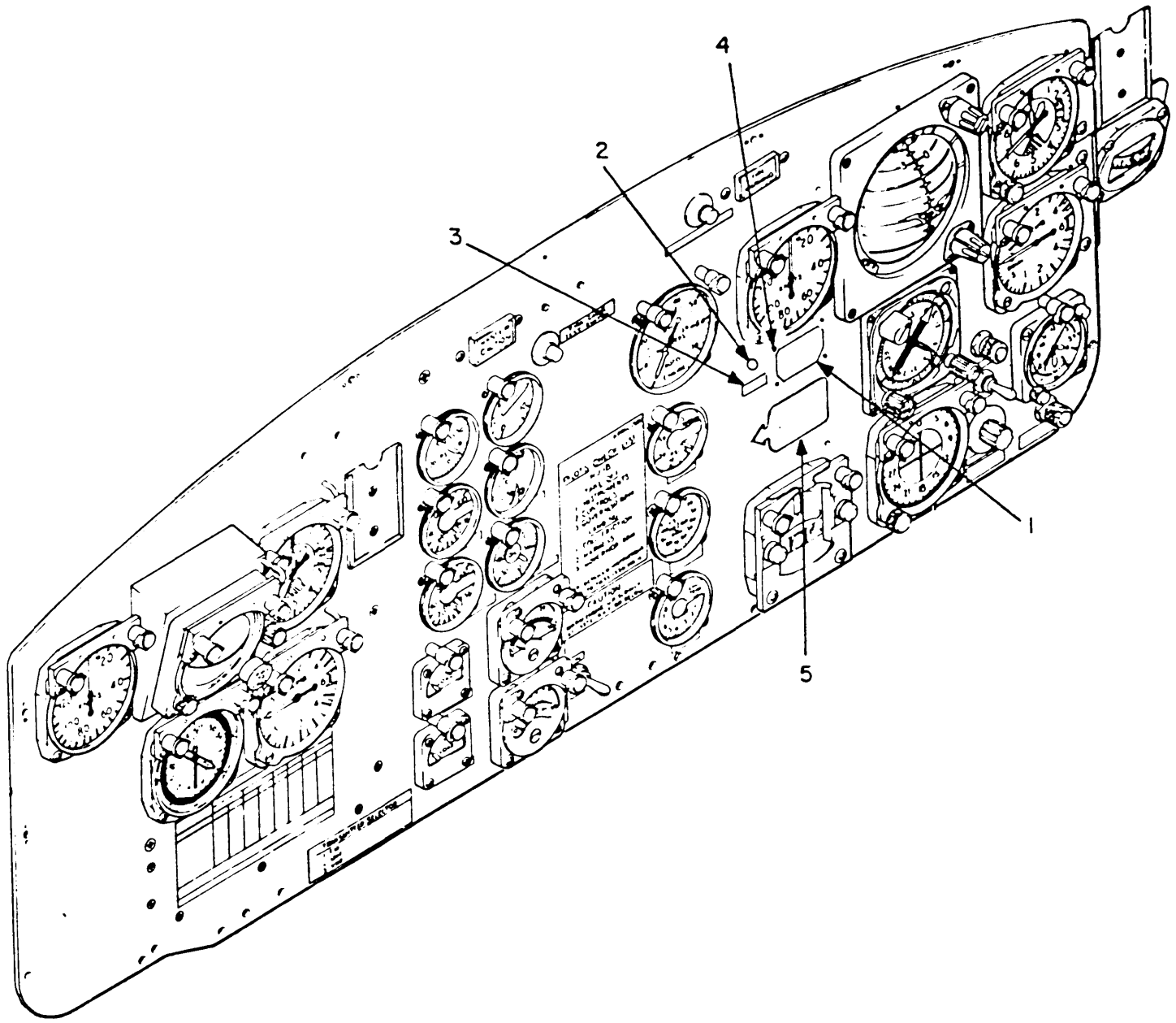


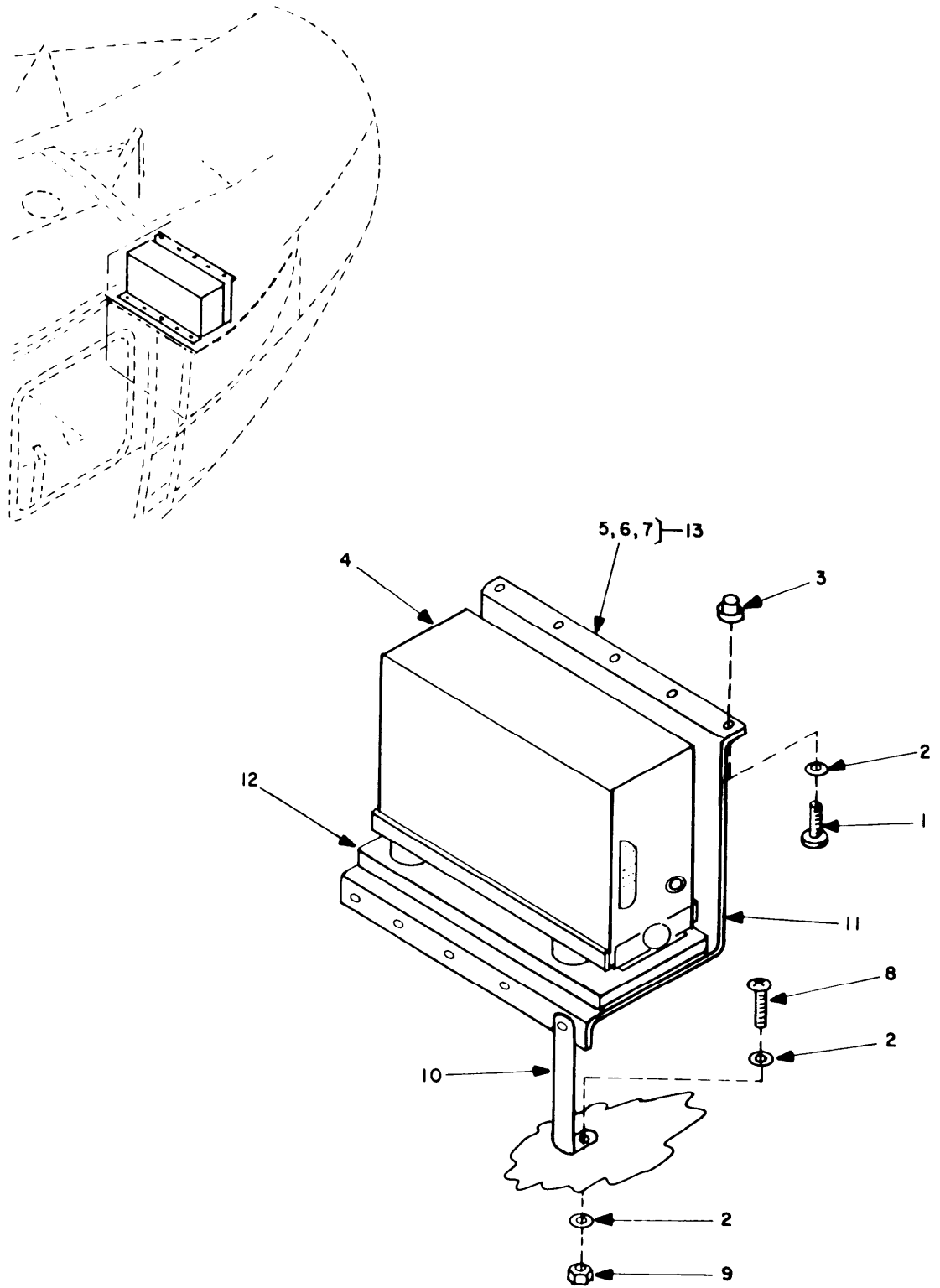
Figure 91D. AN/ARN-124 Location on Instrument Panel.



## SECTION II

TM11-1520-210-20P

(1)	(2)	(3)	(4)	(5)	(6)
ITEM	SMR	FSCM	PART	DESCRIPTION AND USABLE ON CODE (UOC)	QTY
NO	CODE		NUMBER		
				EQUIPMENT INSTALLATION AN/ARN-124 INSTRUMENT PANEL FY 66 MODELS AND SUBSEQUENT	
				FIGURE 91D	
1	PAODD	13499	ID-2192/ARN-124	INDICATOR,ARN-124	1
				END OF FIGURE	



EL3EW160

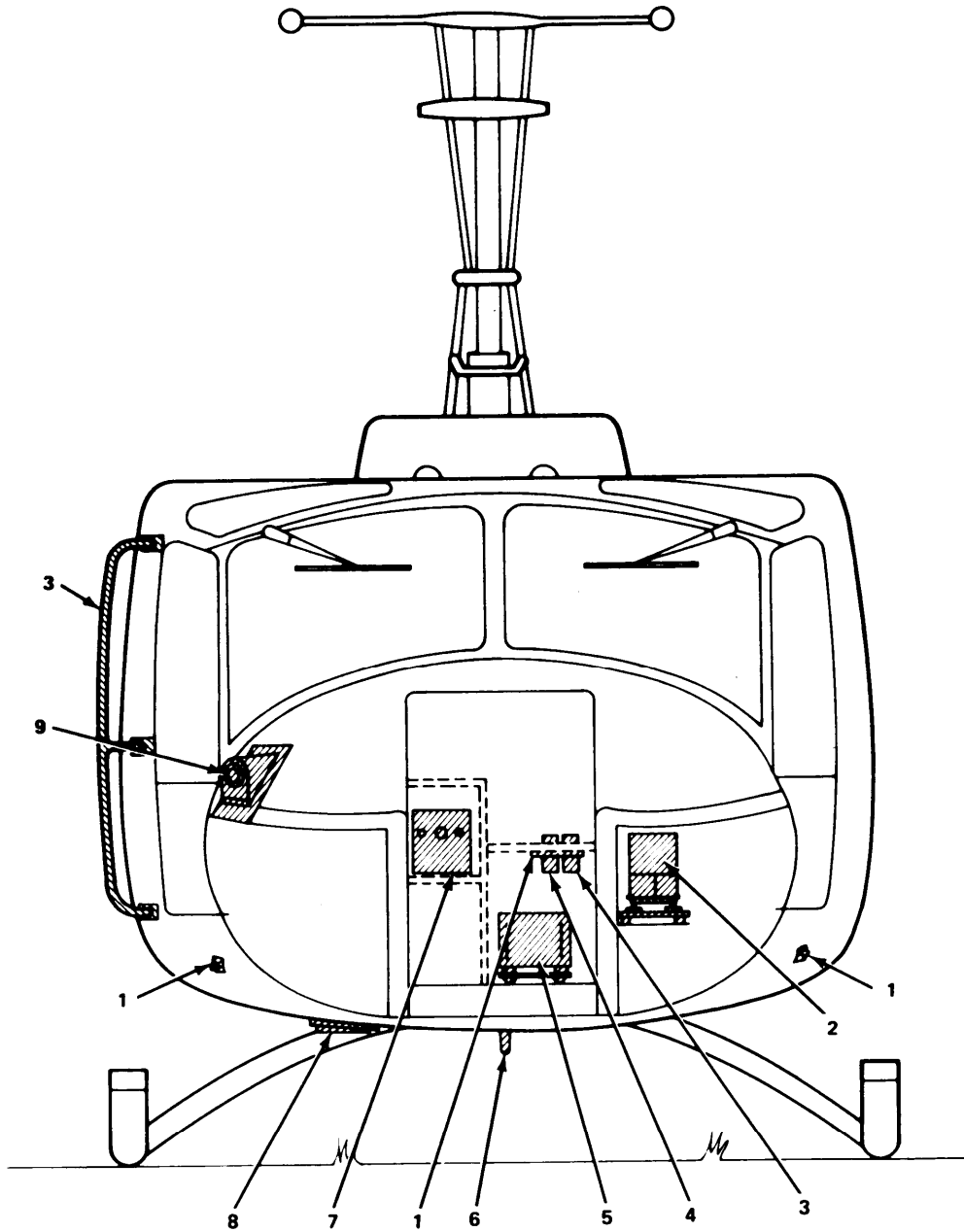
Figure 91E. AN/ARN-124 Interrogator.

## SECTION II

TM11-1520-210-20P

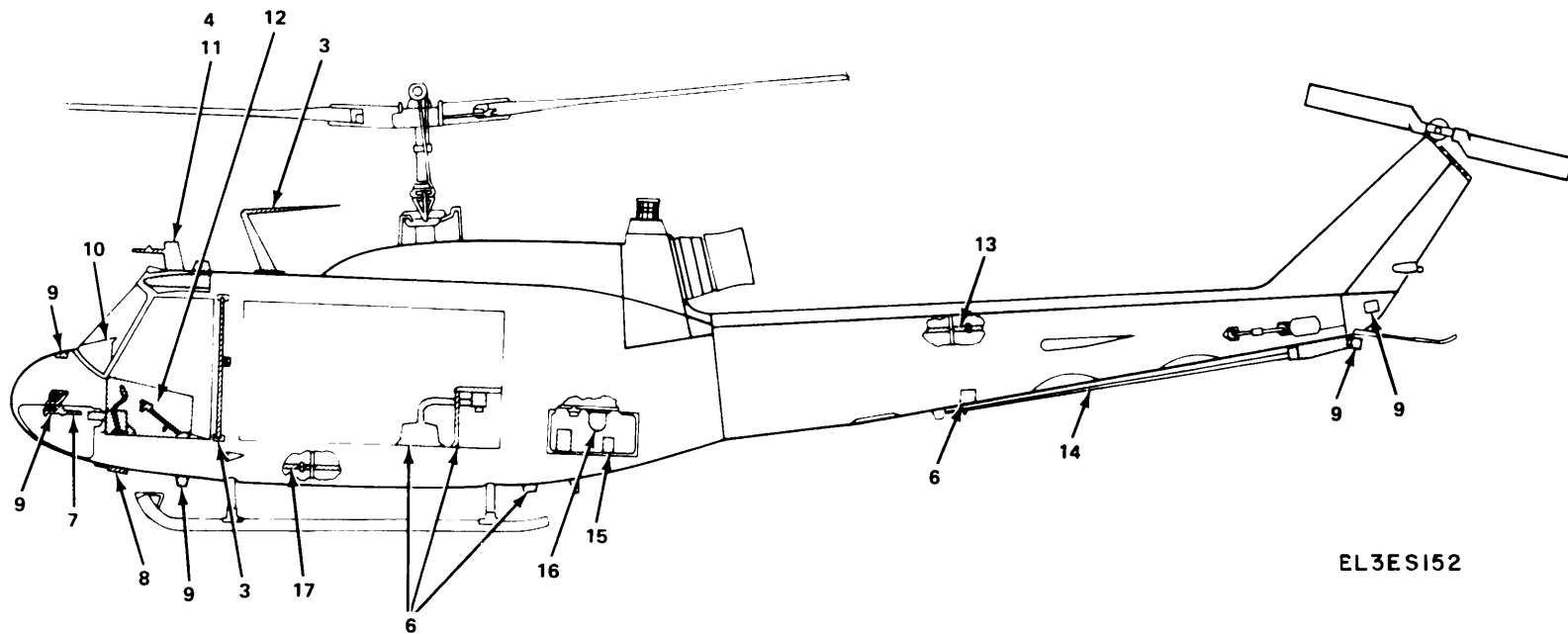
(1)	(2)	(3)	(4)	(5)	(6)
ITEM	SMR	FSCM	PART	DESCRIPTION AND USABLE ON CODE (UOC)	QTY
NO	CODE		NUMBER		
				EQUIPMENT INSTALLATION AN/ARN-124 INTERROGATOR FY 66 MODELS AND SUBSEQUENT	
				FIGURE 91E	
4	XBODD	80058	RT-1294/ARN-124	RECEIVER-TRANSMITTE	1
12	PAOZZ	13499	622-4169-001	MOUNTING BASE,ELECT	1
				END OF FIGURE	





EL3ES151

Figure 92. EH-1X Aircraft Modifications (Sheet 1 of 2).



EL3ES152

Figure 92. EH-1X Aircraft Modifications (Sheet 2 of 2).

SECTION II			TM11-1520-210-20P		
(1)	(2)	(3)	(4)	(5)	(6)
ITEM	SMR		PART		
NO	CODE	FSCM	NUMBER	DESCRIPTION AND USABLE ON CODE (UOC)	QTY
GROUP 05 EH-1X AIRCRAFT MODIFICATIONS					
FIGURE 92					
1	XCOOO	20309	ES-D-221533	AN/APR-44 INSTL /SEE FIGURE 127/ UOC:FGK	1
2	XCOOO	00000	KY-58-DUMMY	KY-58 INSTL /SEE FIGURE 156/ UOC:FGK	1
3	XCOOO	20309	ES-D-221529	AN/ARC-114A INSTL /SEE FIGURE 99/ UOC:FGK	1
4	XCOOO	20309	ES-D-221530	AN/ARC-115 INSTL /SEE FIGURE 111/ UOC:FGK	1
5	PAOOO	80058	SA-2357/A	PANEL ASSEMBLY SWIT /SEE FIGURE 154/ UOC:FGK	1
6	XCOOO	20309	ES-F-213930	ASN-86/ARN-103 INST /SEE FIGURE 148/ UOC:FGK	1
7	XCOOO	20309	ES-D-221531	AN/ARN-123 INSTL /SEE FIGURE 116/ UOC:FGK	1
8	XCOOO	20309	ES-D-221532	AN/APN-2090INSTL /SEE FIGURE 121/ UOC:FGK	1
9	XCOOO	20309	ES-F-221280	APR-39(V) INSTL /SEE FIGURE 136/ UOC:FGK	1
10	XCOOO	20309	ES-J-221282	PANEL, INSTRUMENT /SEE FIGURE 153/ UOC:FGK	1
11	XCOOO	20309	ES-D-221528	AN/ARC-164 INSTL /SEE FIGURE 93/ UOC:FGK	1
12	XCOOO	20309	ES-F-221281	PEDESTAL INSTL /SEE FIGURE 152/ UOC:FGK	1
13	XCOOO	20309	ES-F-221291	HARNESS/CABLE INSTL /SEE FIGURE 167/ UOC:FGK	1
14	XCOOO	20309	ES-D-221551	AN/TLQ-17A INSTL /SEE FIGURE 143/ UOC:FGK	1
15	XCOOO	20309	ES-F-221292	RADIO SHELF INSTL /SEE FIGURE 157/ UOC:FGK	1
16	XCOOO	20309	ES-D-221488	AN/ALQ-144 INSTL /SEE FIGURE 146/ UOC:FGK	1
17	XCOOO	20309	ES-F-221290	HARNESS/CABLE INSTL /SEE FIGURE 1 160/ UOC:FGK	1
END OF FIGURE					

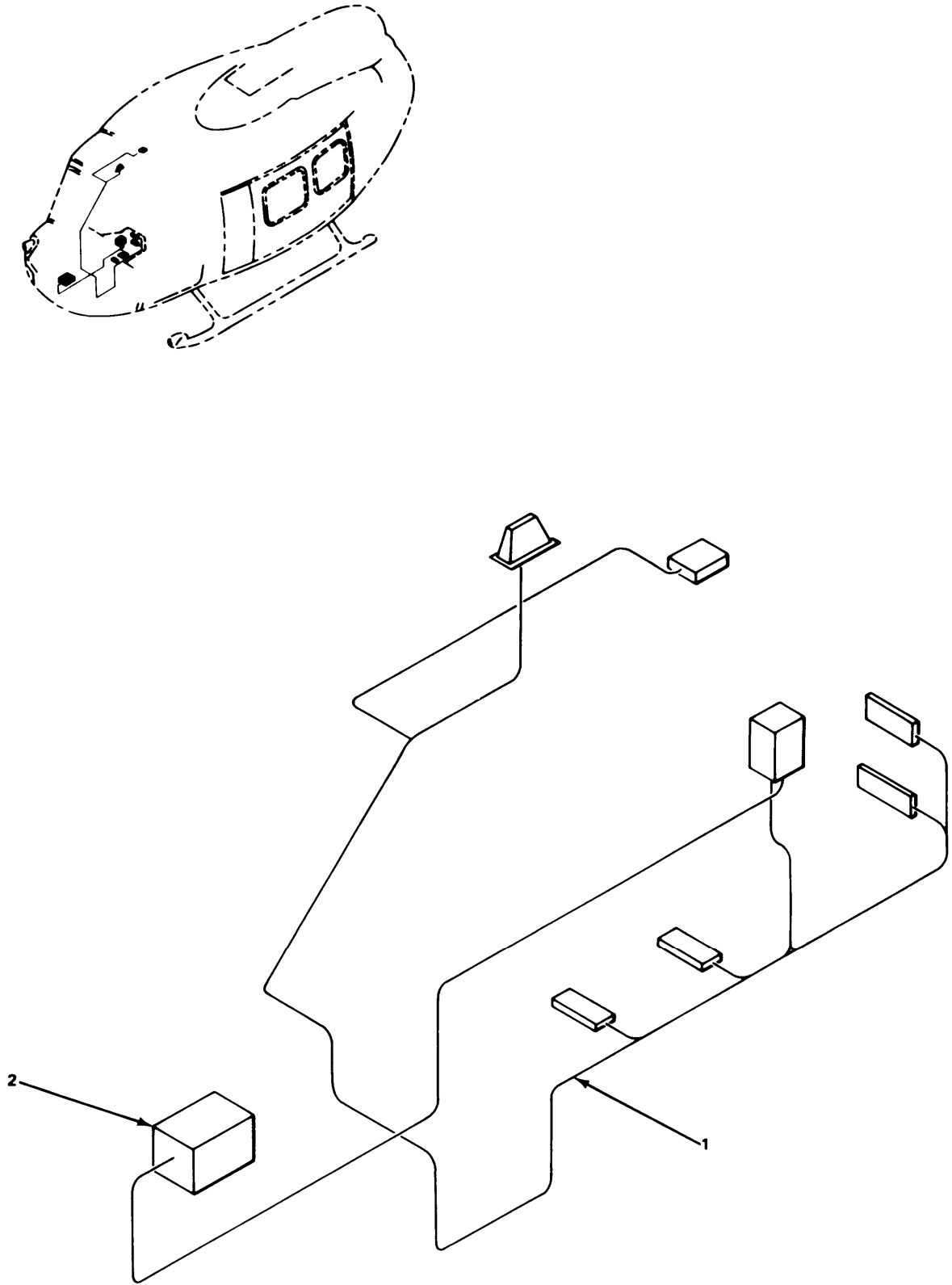


Figure 93. AN/ARC-164 Installation.



## SECTION II

TM11-1520-210-20P

(1) ITEM NO	(2) SMR CODE	(3) FSCM	(4) PART NUMBER	(5) DESCRIPTION AND USABLE ON CODE (UOC)	(6) QTY
GROUP 0501 AN/ARC-164 INSTALLATION					
FIGURE 93					
1	XCOOO	20309	ES-F-221644	HARNES/CABLE INSTL /SEE FIGURE 94/ UOC:FGK	1
2	PAODA	80058	TD-1336/A	DIPLEXER UOC:FGK	1
END OF FIGURE					

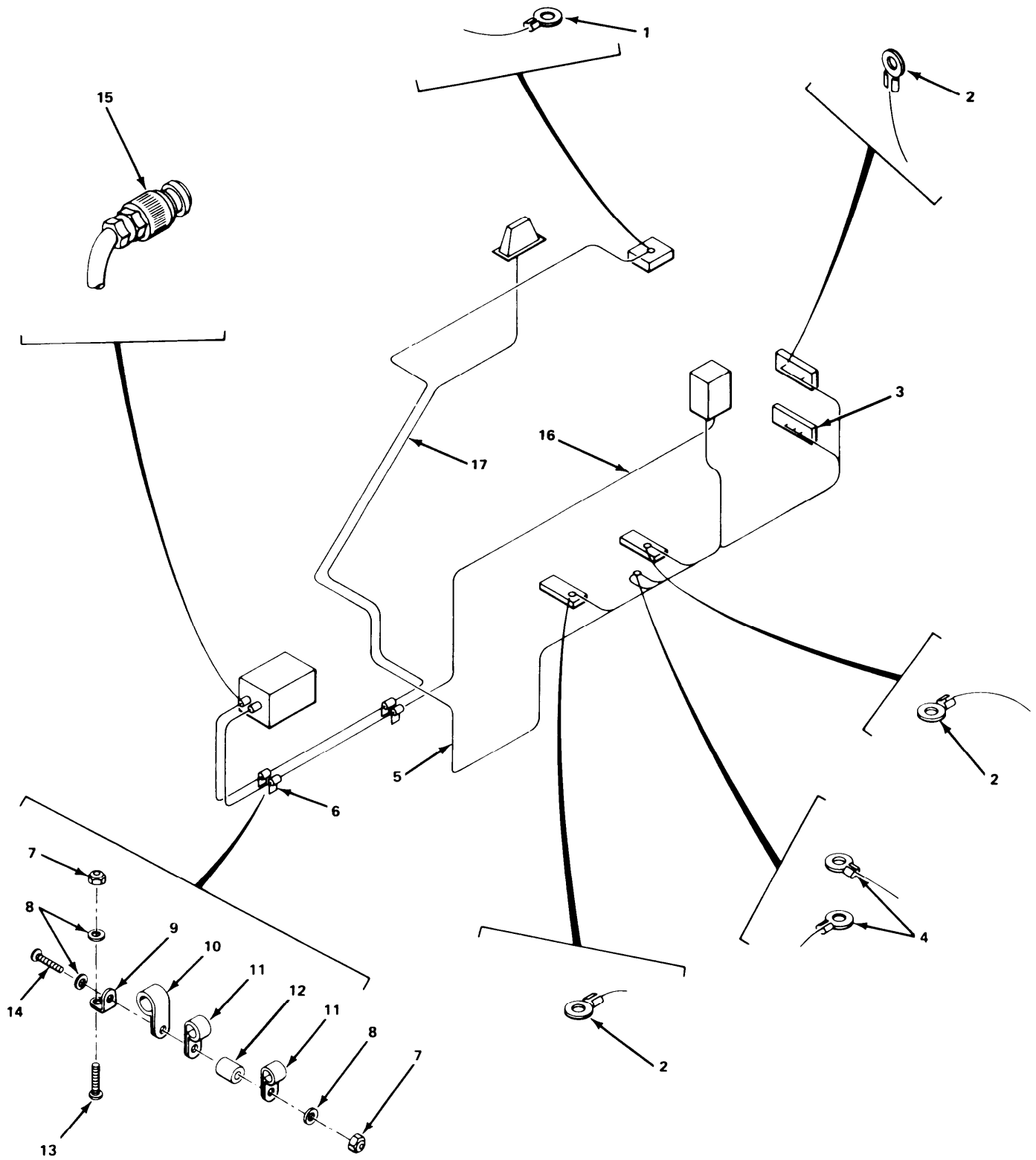
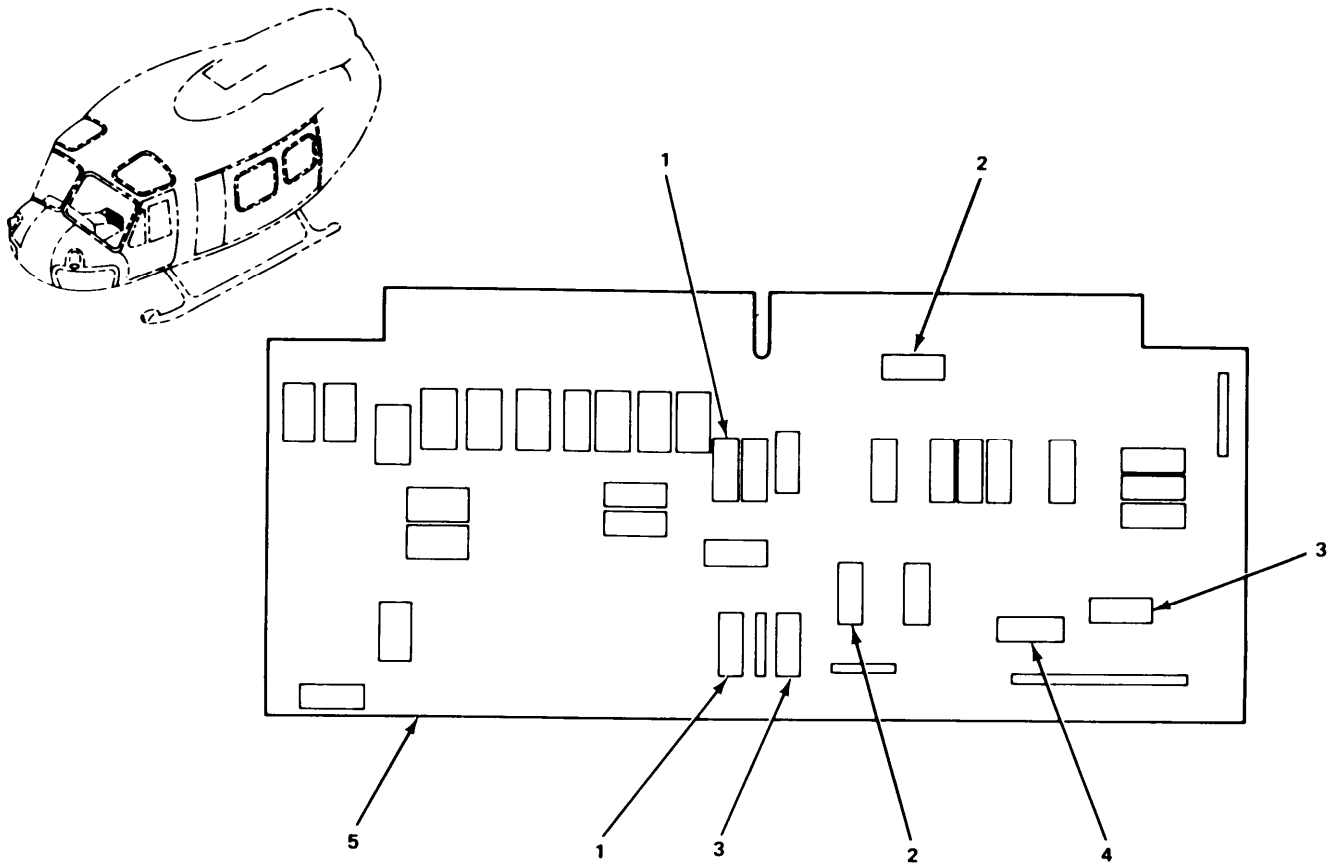


Figure 94. Harness/Cable Installation.

## SECTION II

TM11-1520-210-20P

(1)	(2)	(3)	(4)	(5)	(6)
ITEM	SMR	FSCM	PART	DESCRIPTION AND USABLE ON CODE (UOC)	QTY
NO	CODE		NUMBER		
				GROUP 050101 HARNESS/CABLE INSTALLATION	
				FIGURE 94	
6	XCOOO	20309	ES-F-221660-325	CLAMP INSTL UOC:FGK	2
16	XBOFF	20309	ES-C-221593-501	CABLE ASSY,RF UOC:FGK	1
17	XBOFF	20309	ES-C-221593-502	CABLE ASSY,RF UOC:FGK	1
				END OF FIGURE	



ITEM NO.	REF DES
3	R2
4	R10
1	R16
2	R19
2	R23
3	R24
1	R31

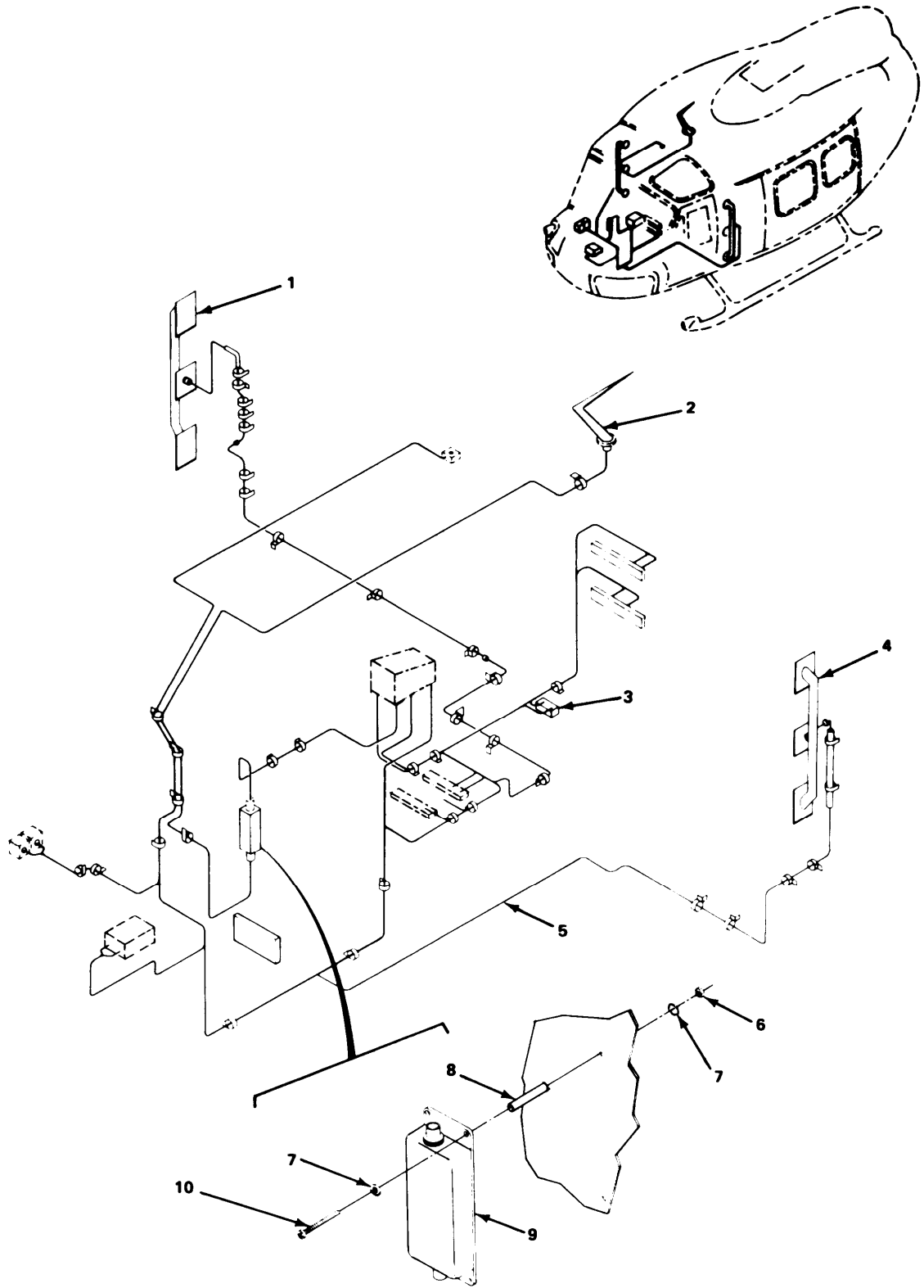
EL3ESI58

Figure 98. Impedance Circuit Card Assembly.

## SECTION II

TM11-1520-210-20P

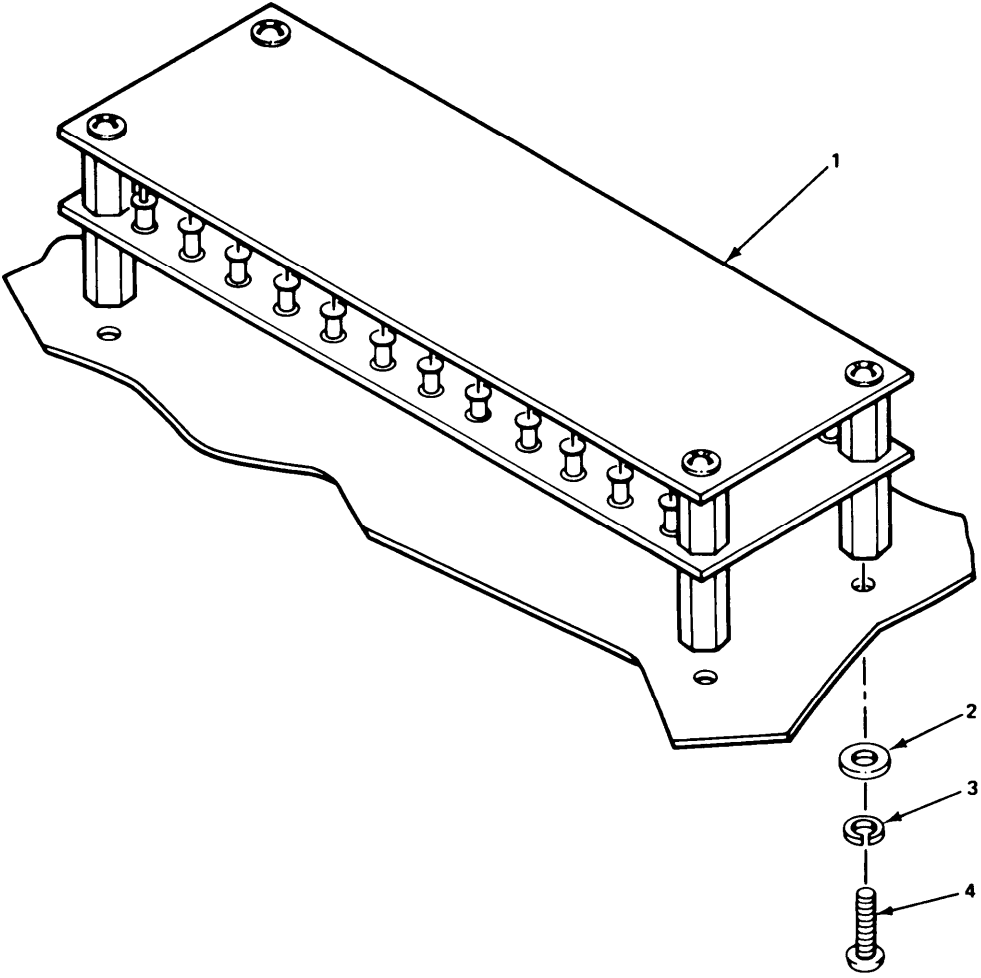

(1) ITEM NO	(2) SMR CODE	(3) FSCM	(4) PART NUMBER	(5) DESCRIPTION AND USABLE ON CODE (UOC)	(6) QTY
				GROUP 05010105 IMPEDANCE CIRCUIT CARD ASSEMBLY	
				FIGURE 98	
5	PAOZZ	97499	204-075-399-17	BOARD ASSEMBLY-IMPE UOC:FGK	1
				END OF FIGURE	



EL3ES159

Figure 99. AN/ARC-114A Installation.

SECTION II			TM11-1520-210-20P		
(1)	(2)	(3)	(4)	(5)	(6)
ITEM	SMR		PART		
NO	CODE	FSCM	NUMBER	DESCRIPTION AND USABLE ON CODE (UOC)	QTY
GROUP 0502 AN/ARC-114A INSTALLATION					
FIGURE 99					
1	XCOOO	20309	ES-F-220227-2	ANTENNA INSTL,LH /SEE FIGURE 104/ UOC:FGK	1
2	XCOOO	20309	ES-F-212986	ANTENNA INSTL /SEE FIGURE 102/ UOC:FGK	1
3	XCOOO	20309	ES-D-221586	TERM BD INSTL /SEE FIGURE 100/ UOC:FGK	1
4	XCOOO	20309	ES-F-220227-1	ANTENNA INSTL,RH /SEE FIGURE 103/ UOC:FGK	1
5	XCOOO	20309	ES-F-221645	HARNES/CABLE INSTL /SEE FIGURE 105/ UOC:FGK	1
6	PAOZZ	96906	MS21044C3	NUT, SELF-LOCKING, HE UOC:FGK	4
7	PAOZZ	06424	0770-9	WASHER, FLAT UOC:FGK	8
8	PAOZZ	80205	NAS43DD3-16	SPACER, SLEEVE UOC:FGK	4
9	PAOZZ	97499	205-075-380-1	FILTER, LOW PASS UOC:FGK	1
10	PAOZZ	96906	MS51958-67	SCREW, MACHINE UOC:FGK	4
END OF FIGURE					



EL3ESI60

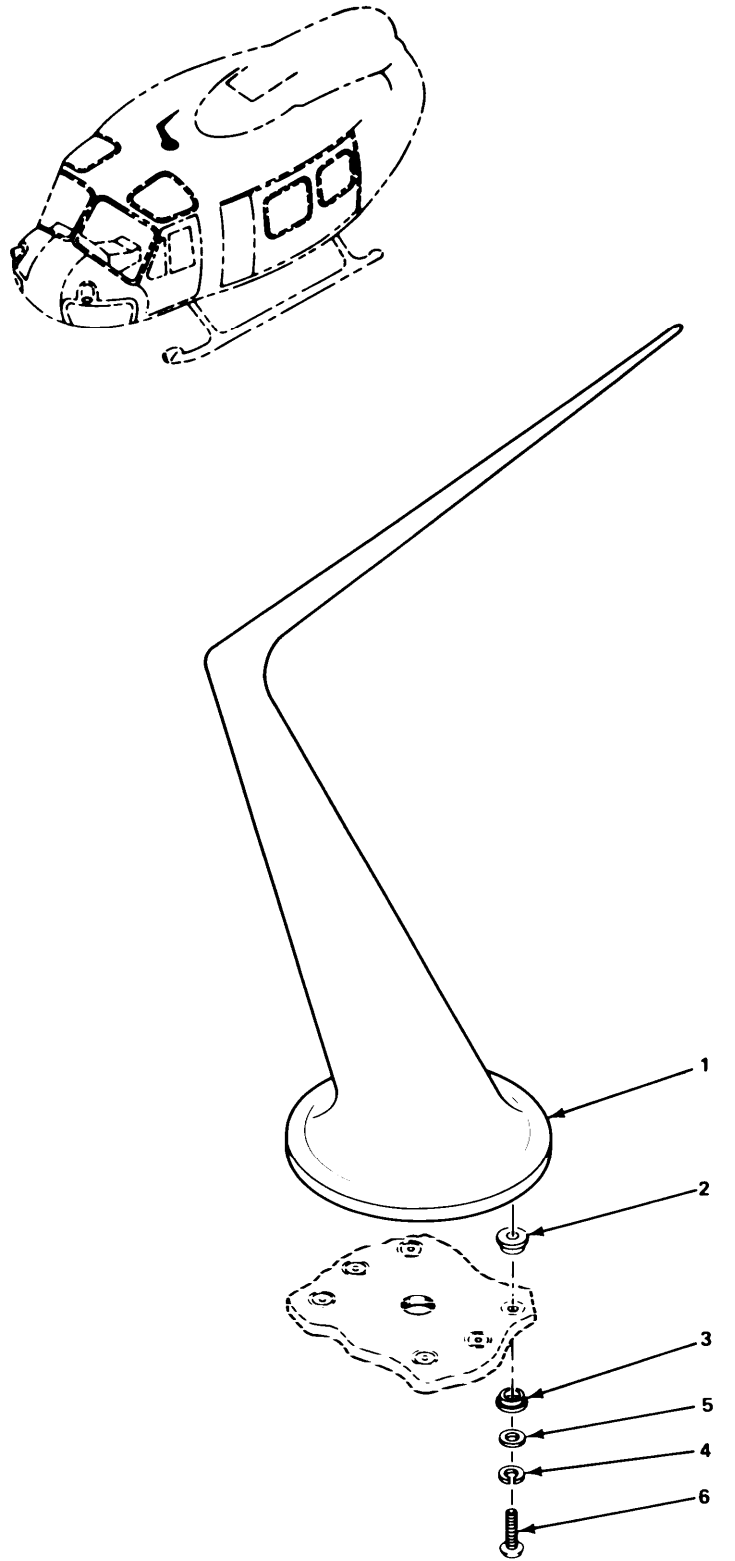
Figure 100. Terminal Board Installation.



## SECTION II

TM11-1520-210-20P

(1)	(2)	(3)	(4)	(5)	(6)
ITEM	SMR		PART		
NO	CODE	FSCM	NUMBER	DESCRIPTION AND USABLE ON CODE (UOC)	QTY
				GROUP 050201 TERMINAL BOARD INSTALLATION	
				FIGURE 100	
1	PAOFF	20309	ES-C-221584	CIRCUIT CARD ASSEMB UOC:FGK	1
				END OF FIGURE	



EL 3 E S I 6 2

Figure 102. Antenna Installation.

SECTION II		TM11-1520-210-20P			
(1)	(2)	(3)	(4)	(5)	(6)
ITEM	SMR		PART		
NO	CODE	FSCM	NUMBER	DESCRIPTION AND USABLE ON CODE (UOC)	QTY
GROUP 050202 ANTENNA INSTALLATION					
FIGURE 102					
1	PAOZZ	58257	FM-10-30-1	ANTENNA	1
2	PAOZZ	29372	S102D10-08	UOC:FGK FASTENER, PANEL	6
3	PAOZZ	29372	P102D10-2	UOC:FGK EYELET, METALLIC	6
4	PAOZZ	96906	MS35338-43	UOC:FGK WASHER, LOCK	6
5	PAOZZ	88044	AN960PD10L	UOC:FGK WASHER, FLAT	6
6	PAOZZ	96906	MS35207-267	UOC:FGK SCREW, MACHINE	6
END OF FIGURE					

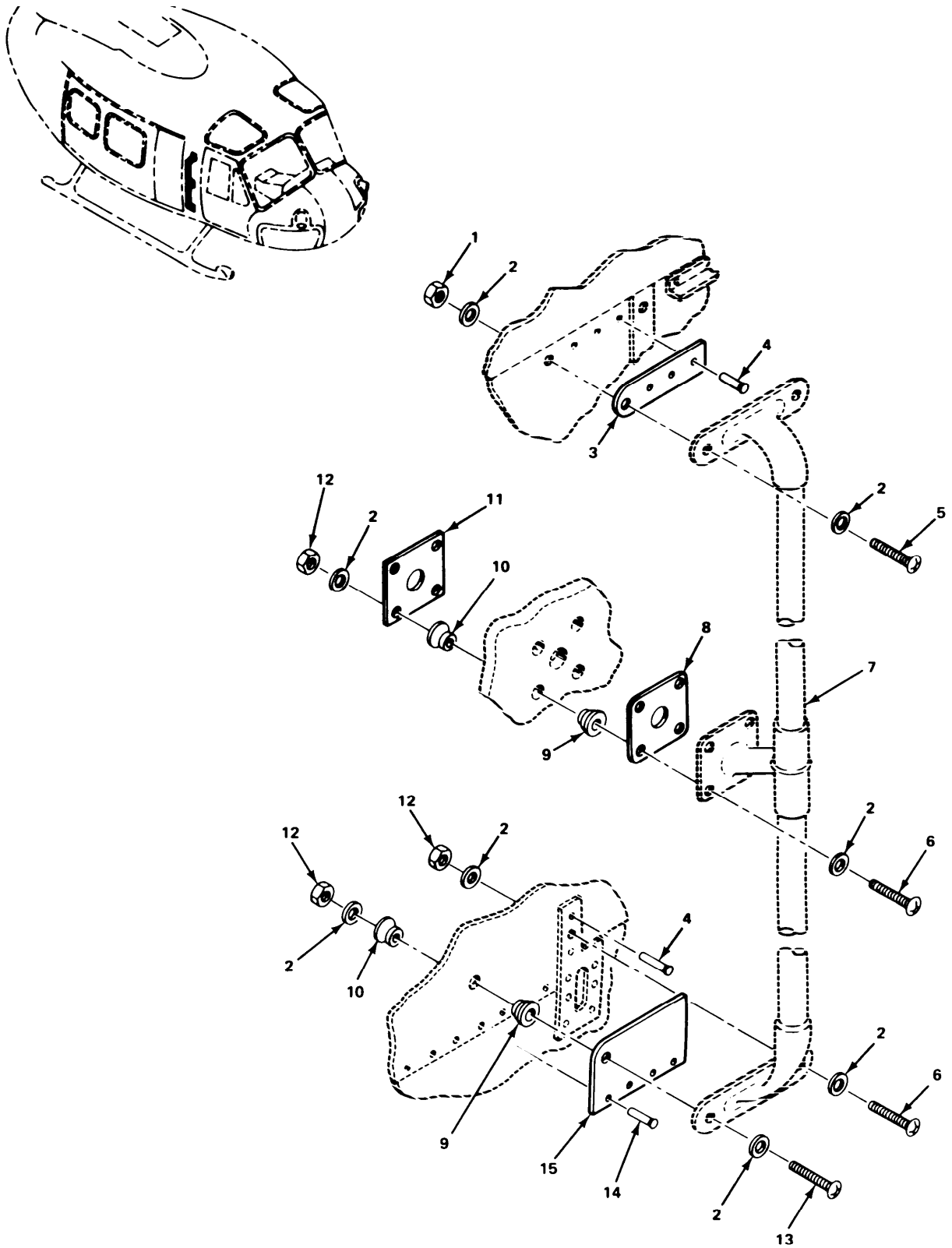
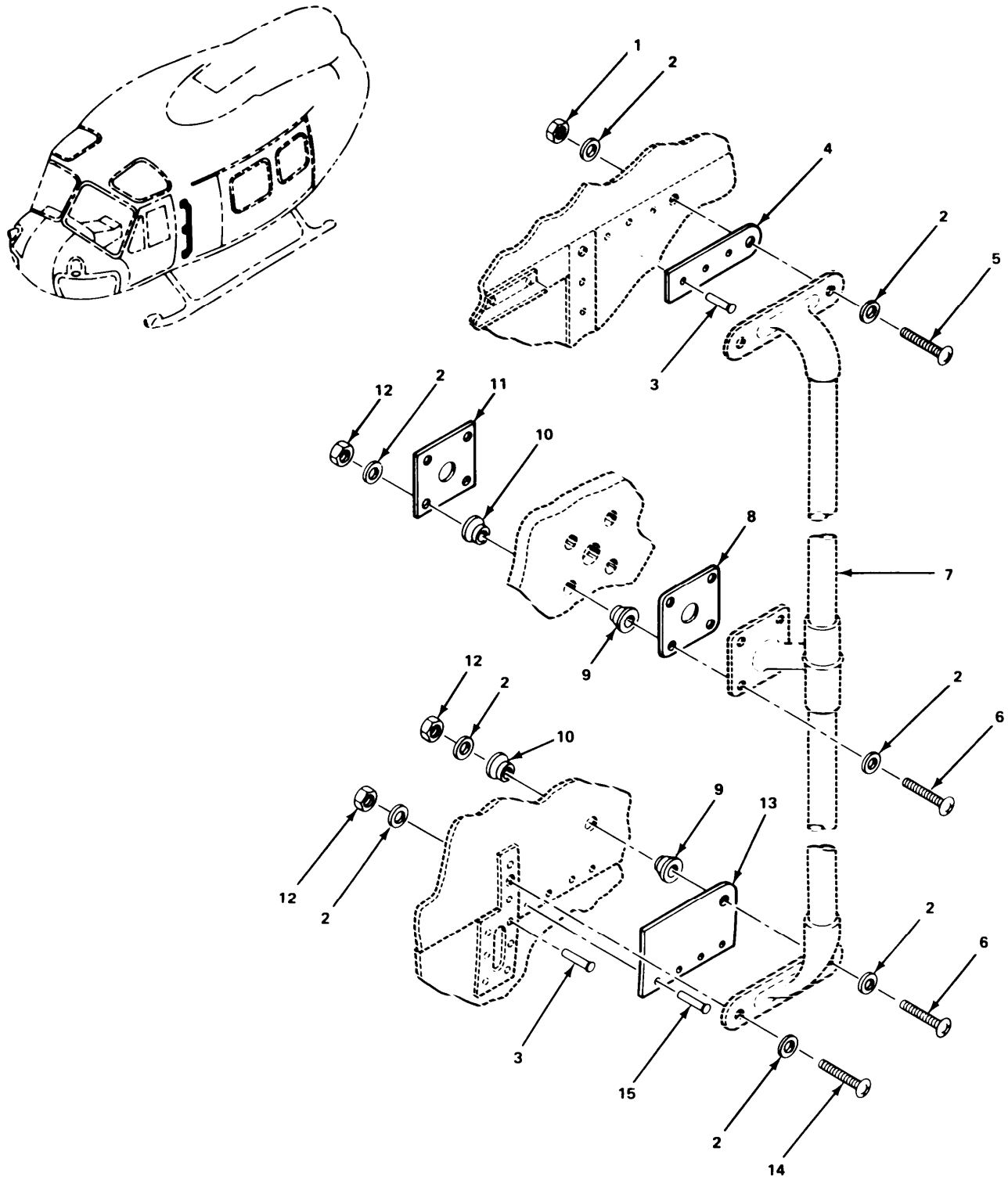


Figure 103. Right Hand Antenna Installation.

SECTION II

TM11-1520-210-20P

(1)	(2)	(3)	(4)	(5)	(6)
ITEM	SMR		PART		
NO	CODE	FSCM	NUMBER	DESCRIPTION AND USABLE ON CODE (UOC)	QTY
				GROUP 050203 RIGHT HAND ANTENNA INSTALLATION	
				FIGURE 103	
7	PAOZZ	80058	AS-3350/ARC	ANTENNA UOC:FGK	1
				END OF FIGURE	



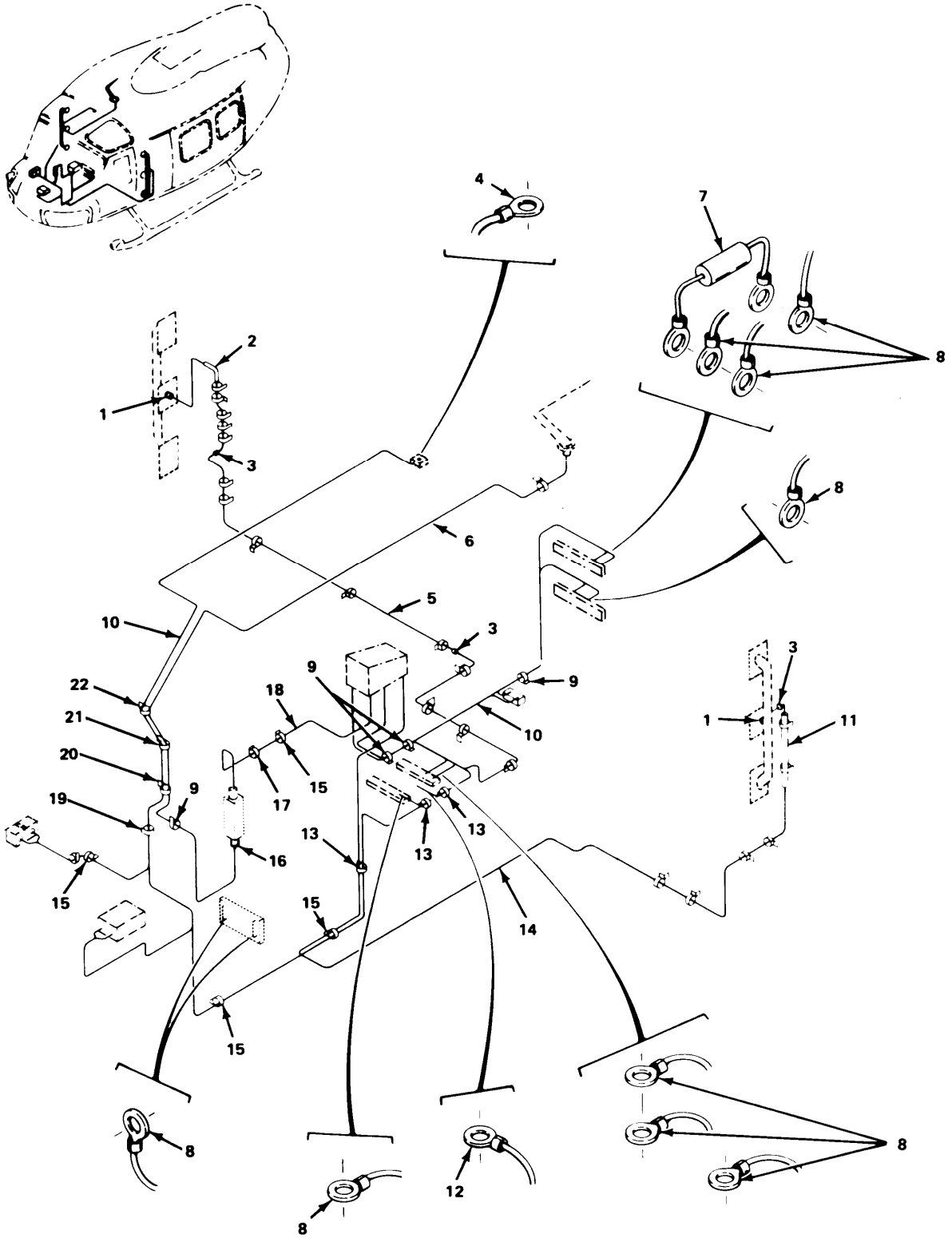
EL3ES164

Figure 104. Left Hand Antenna Installation.

## SECTION II

TM11-1520-210-20P

(1) ITEM NO	(2) SMR CODE	(3) FSCM	(4) PART NUMBER	(5) DESCRIPTION AND USABLE ON CODE (UOC)	(6) QTY
				GROUP 050204 LEFT HAND ANTENNA INSTALLATION	
				FIGURE 104	
7	PAOZZ	80058	AS-3351/ARC	ANTENNA UOC:FGK	1
				END OF FIGURE	



EL3ES165

Figure 105. Harness/Cable Installation (Sheet 1 of 3).



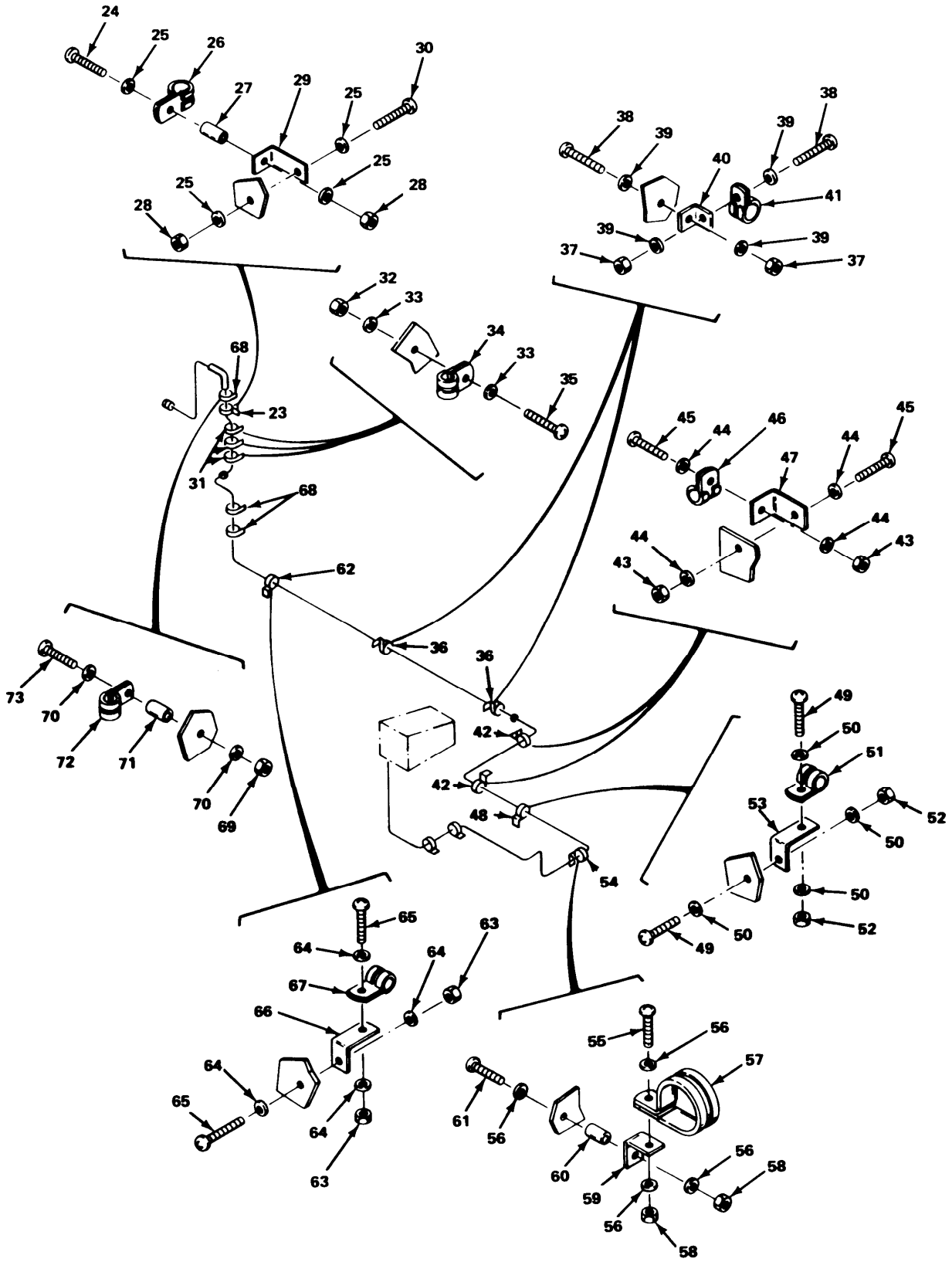
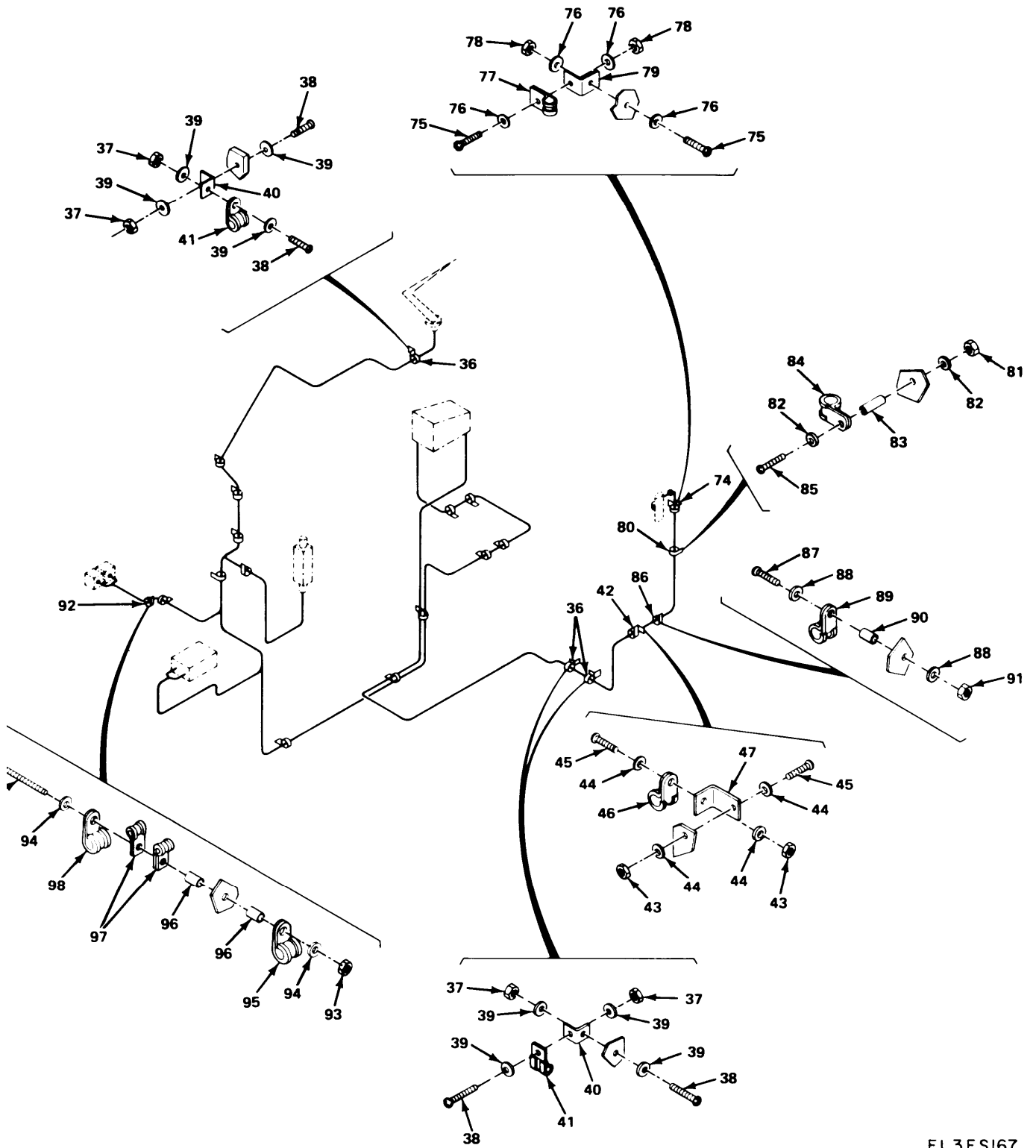


Figure 105. Harness/Cable Installation (Sheet 2 of 3).



EL3ES167

Figure 105. Harness/Cable Installation (Sheet 3 of 3).

SECTION II			TM11-1520-210-20P		
(1)	(2)	(3)	(4)	(5)	(6)
ITEM	SMR		PART		
NO	CODE	FSCM	NUMBER	DESCRIPTION AND USABLE ON CODE (UOC)	QTY
				GROUP 050205 HARNESS/CABLE INSTALLATION	
				FIGURE 105	
1	PAOZZ	81349	M39012/16-0101	CONNECTOR, PLUG, ELEC UOC:FGK	2
2	PAOZZ	70628	1010J2-100	SLEEVING, TEXTILE, EL UOC:FGK	1
3	PAOZZ	96906	MS35489-7	GROMMET, NONMETALLIC UOC:FGK	2
4	PAOZZ	98410	A521-08	TERMINAL, LUG UOC:FGK	1
5	XBOOO	20309	ES-D-221585-504	CABLE ASSY, RF /SEE FIGURE 110/ UOC:FGK	1
6	XBOOO	20309	ES-D-221585-502	CABLE ASSY, RF /SEE FIGURE 108/ UOC:FGK	1
7	PAOZZ	81349	RCR20GF151J	RESISTOR FIXED, COMP UOC:FGK	1
8	PAOZZ	96906	MS25036-102	TERMINAL, LUG UOC:FGK	13
9	PAOZZ	96906	MS21919G14	CLAMP, LOOP UOC:FGK	4
10	XBOOO	20309	ES-E-221587	WIRING HARNESS /SEE FIGURE 106/ UOC:FGK	1
11	PAOZZ	70628	1010J3-100	SLEEVING, TEXTILE, EL UOC:FGK	1
12	PAOZZ	96906	MS25036-103	TERMINAL, LUG UOC:FGK	2
13	PAOZZ	96906	MS21919-16	CLAMP, LOOP UOC:FGK	2
14	XBOOO	20309	ES-D-221585-503	CABLE ASSY, RF /SEE FIGURE 109/ UOC:FGK	1
15	PAOZZ	96906	MS21919-19	CLAMP, LOOP UOC:FGK	4
16	PAOZZ	81349	M39012-20-0101	CONNECTOR, PLUG, ELEC UOC:FGK	1
17	PAOZZ	96906	MS21919-22	CLAMP, LOOP UOC:FGK	1
18	XBOOO	20309	ES-D-221585-501	CABLE ASSY, RF /SEE FIGURE 107/ UOC:FGK	1
19	PAOZZ	96906	MS21919-20	CLAMP, LOOP UOC:FGK	1
20	PAOZZ	96906	MS21919-21	CLAMP, LOOP UOC:FGK	1
21	PAOZZ	96906	MS21919-29	CLAMP, LOOP UOC:FGK	1
22	PAOZZ	96906	MS21919-24	CLAMP, LOOP UOC:FGK	2
23	XCOOO	20309	ES-F-221660-323	CLAMP INSTL UOC:FGK	1

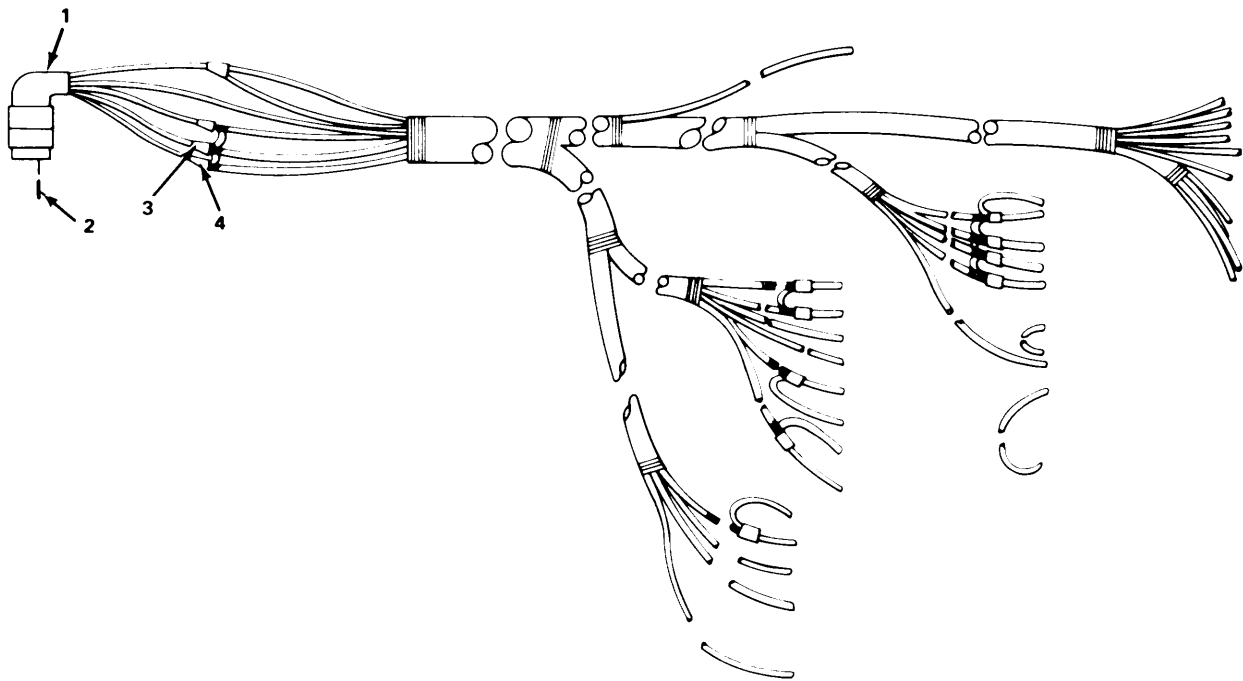
SECTION II			TM11-1520-210-20P		
(1)	(2)	(3)	(4)	(5)	(6)
ITEM	SMR		PART		
NO	CODE	FSCM	NUMBER	DESCRIPTION AND USABLE ON CODE (UOC)	QTY
24	POAZZ	96906	MS51958-64	SCREW, MACHINE UOC:FGK	1
25	PAOZZ	06424	0770-9	WASHER, FLAT UOC:FGK	4
26	PAOZZ	96906	MS21919DG5	CLAMP, LOOP UOC:FGK	1
27	PAOZZ	80205	NAS43DD3-12	SPACER, SLEEVE UOC:FGK	1
28	PAOZZ	96906	MS21044C3	NUT, SELF-LOCKING, HE UOC:FGK	2
29	PAOZZ	96906	MS9592-010	BRACKET, ANGLE UOC:FGK	1
30	PAOZZ	96906	MS51958-65	SCREW, MACHINE UOC:FGK	1
31	XCOOO	20309	ES-F-221660-311	CLAMP INSTL UOC:FGK	3
32	PAOZZ	96906	MS21044C3	NUT, SELF-LOCKING, HE UOC:FGK	1
33	PAOZZ	06424	0770-9	WASHER, FLAT UOC:FGK	2
34	PAOZZ	96906	MS21919DG5	CLAMP, LOOP UOC:FGK	1
35	PAOZZ	96906	MS51958-64	SCREW, MACHINE UOC:FGK	1
36	XCOOO	20309	ES-F-221660-301	CLAMP INSTL UOC:FGK	5
37	PAOZZ	96906	MS21044C3	NUT, SELF-LOCKING, HE UOC:FGK	2
38	PAOZZ	96906	MS51958-64	SCREW, MACHINE UOC:FGK	2
39	PAOZZ	06424	0770-9	WASHER, FLAT UOC:FGK	4
40	PAOZZ	96906	MS9592-002	BRACKET, ANGLE UOC:FGK	1
41	PAOZZ	96906	MS21919DG3	CLAMP, LOOP UOC:FGK	1
42	XCOOO	20309	ES-F-221660-308	CLAMP INSTL UOC:FGK	3
43	PAOZZ	96906	MS21044C3	NUT, SELF-LOCKING, HE UOC:FGK	2
44	PAOZZ	06424	0770-9	WASHER, FLAT UOC:FGK	4
45	PAOZZ	96906	MS51958-64	SCREW, MACHINE UOC:FGK	2
46	PAOZZ	96906	MS21919DG3	CLAMP, LOOP UOC:FGK	1
47	PAOZZ	96906	MS9592-010	BRACKET, ANGLE UOC:FGK	1
48	XCOOO	20309	ES-F-221660-303	CLAMP INSTL UOC:FGK	1
49	PAOZZ	96906	MS51958-64	SCREW, MACHINE UOC:FGK	2

SECTION II			TM11-1520-210-20P		
(1)	(2)	(3)	(4)	(5)	(6)
ITEM	SMR		PART		
NO	CODE	FSCM	NUMBER	DESCRIPTION AND USABLE ON CODE (UOC)	QTY
50	PAOZZ	06424	0770-9	WASHER, FLAT UOC:FGK	4
51	PAOZZ	96906	MS21919DG3	CLAMP, LOOP UOC:FGK	1
52	PAOZZ	96906	MS21044C3	NUT, SELF-LOCKING, HE UOC:FGK	2
53	PAOZZ	96906	MS9592-010	BRACKET, ANGLE UOC:FGK	1
54	XCOOO	20309	ES-F-221660-309	CLAMP INSTL UOC:FGK	1
55	PAOZZ	96906	MS51958-64	SCREW, MACHINE UOC:FGK	1
56	PAOZZ	06424	0770-9	WASHER, FLAT UOC:FGK	4
57	PAOZZ	96906	MS21919DG21	CLAMP, LOOP UOC:FGK	1
58	PAOZZ	96906	MS21044C3	NUT, SELF-LOCKING, HE UOC:FGK	2
59	PAOZZ	96906	MS9592-005	BRACKET, ANGLE UOC:FGK	1
60	PAOZZ	80205	NAS43DD3-16	SPACER, SLEEVE UOC:FGK	1
61	PAOZZ	96906	MS51958-66	SCREW, MACHINE UOC:FGK	1
62	XCOOO	20309	ES-F-221660-304	CLAMP INSTL UOC:FGK	1
63	PAOZZ	96906	MS21044C3	NUT, SELF-LOCKING, HE UOC:FGK	2
64	PAOZZ	06424	0770-9	WASHER, FLAT UOC:FGK	4
65	PAOZZ	96906	MS51958-64	SCREW, MACHINE UOC:FGK	2
66	PAOZZ	96906	MS9592-010	BRACKET, ANGLE UOC:FGK	1
67	PAOZZ	96906	MS21919DG5	CLAMP, LOOP UOC:FGK	1
68	XCOOO	20309	ES-F-221660-322	CLAMP INSTL UOC:FGK	3
69	PAOZZ	96906	MS21044C3	NUT, SELF-LOCKING, HE UOC:FGK	1
70	PAOZZ	06424	0770-9	WASHER, FLAT UOC:FGK	2
71	PAOZZ	80205	NAS43DD3-32	SPACER, SLEEVE UOC:FGK	1
72	PAOZZ	96906	MS21919DG5	CLAMP, LOOP UOC:FGK	1
73	PAOZZ	96906	MS51958-68	SCREW, MACHINE UOC:FGK	1
74	XCOOO	20309	ES-F-221660-302	CLAMP INSTL UOC:FGK	1
75	PAOZZ	96906	MS51958-64	SCREW, MACHINE UOC:FGK	2

SECTION II			TM11-1520-210-20P		
(1)	(2)	(3)	(4)	(5)	(6)
ITEM	SMR		PART		
NO	CODE	FSCM	NUMBER	DESCRIPTION AND USABLE ON CODE (UOC)	QTY
76	PAOZZ	06424	0770-9	WASHER, FLAT UOC:FGK	4
77	PAOZZ	96906	MS21919WDG7	CLAMP, LOOP UOC:FGK	1
78	PAOZZ	96906	MS21044C3	NUT, SELF-LOCKING, HE UOC:FGK	2
79	PAOZZ	96906	MS9592-005	BRACKET, ANGLE UOC:FGK	1
80	XCOOO	20309	ES-F-221660-305	CLAMP INSTL UOC:FGK	1
81	PAOZZ	96906	MS21044C3	NUT, SELF-LOCKING, HE UOC:FGK	1
82	PAOZZ	06424	0770-9	WASHER, FLAT UOC:FGK	2
83	PAOZZ	80205	NAS43DD3-56	SPACER, SLEEVE UOC:FGK	1
84	PAOZZ	96906	MS21919DG7	CLAMP, LOOP UOC:FGK	1
85	PAOZZ	96906	MS51958-64	SCREW, MACHINE UOC:FGK	1
86	XCOOO	20309	ES-F-221660-307	CLAMP INSTL UOC:FGK	1
87	PAOZZ	96906	MS51958-67	SCREW, MACHINE UOC:FGK	1
88	PAOZZ	06424	0770-9	WASHER, FLAT UOC:FGK	2
89	PAOZZ	96906	MS21919DG7	CLAMP, LOOP UOC:FGK	1
90	PAOZZ	80205	NAS43004-24A	SPACER, SLEEVE UOC:FGK	1
91	PAOZZ	96906	MS21044C3	NUT, SELF-LOCKING, HE UOC:FGK	1
92	XCOOO	20309	ES-F-221660-324	CLAMP INSTL UOC:FGK	1
93	PAOZZ	96906	MS21044C3	NUT, SELF-LOCKING, HE UOC:FGK	1
94	PAOZZ	06424	0770-9	WASHER, FLAT UOC:FGK	2
95	PAOZZ	96906	MS21919DG11	CLAMP, LOOP UOC:FGK	1
96	PAOZZ	13499	124-3003-103	SPACER, SLEEVE UOC:FGK	2
97	PAOZZ	96906	MS21919DG3	CLAMP, LOOP UOC:FGK	2
98	PAOZZ	96906	MS21919DG10	CLAMP, LOOP UOC:FGK	1
99	PAOZZ	96906	MS51958-71	SCREW, MACHINE UOC:FGK	1
100	PAOZZ	06090	D142-51	SPLICE, CONDUCTOR /NOT ILLUSTRATED/ UOC:FGK	17

END OF FIGURE





EL3EX168

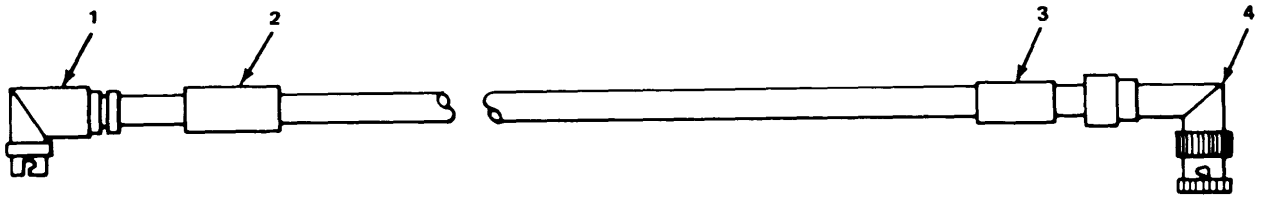
Figure 106. Wiring Harness.



## SECTION II

TM11-1520-210-20P

(1) ITEM NO	(2) SMR CODE	(3) FSCM	(4) PART NUMBER	(5) DESCRIPTION AND USABLE ON CODE (UOC)	(6) QTY
				GROUP 05020501 WIRING HARNESS	
				FIGURE 106	
1	PAOZZ	12143	JT08RE-18-32SA	CONNECTOR, PLUG, ELEC UOC:FGK	1
2	PAOZZ	12143	031-1007-000	CONTACT, ELECTRICAL UOC:FGK	25
4	PAOZZ	81349	M83519/1-2	SPLICE, CONDUCTOR UOC:FGK	2
				END OF FIGURE	



EL3ES169

Figure 107. Radio Frequency Cable Assembly.

## SECTION II

TM11-1520-210-20P

(1) ITEM NO	(2) SMR CODE	(3) FSCM	(4) PART NUMBER	(5) DESCRIPTION AND USABLE ON CODE (UOC)	(6) QTY
				GROUP 05020502 RADIO FREQUENCY CABLE ASSEMBLY	
				FIGURE 107	
1	PAOZZ	94375	7128-1	CONNECTOR, PLUG, ELEC UOC:FGK	1
2	XBOZZ	20309	ES-D-221579-19	MARKER BAND UOC:FGK	1
3	XBOZZ	20309	ES-D-221579-18	MARKER BAND UOC:FGK	1
4	PAOZZ	81349	M39012/20-0101	CONNECTOR, PLUG, ELEC UOC:FGK	1
				END OF FIGURE	

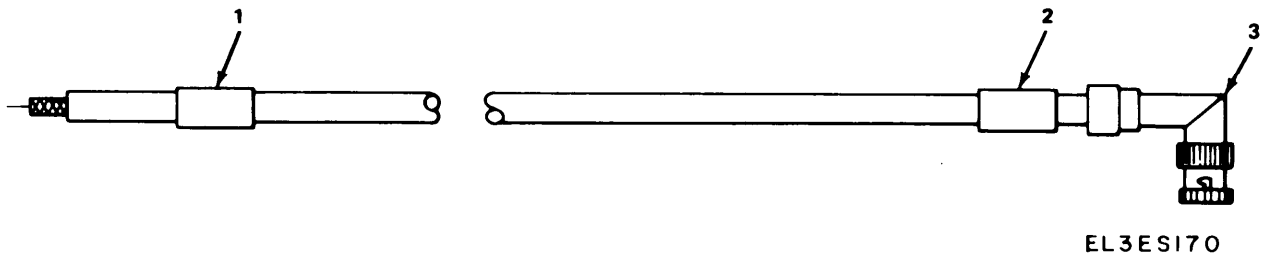



Figure 108. Radio Frequency Cable Assembly.

## SECTION II

TM11-1520-210-20P

(1) ITEM NO	(2) SMR CODE	(3) FSCM	(4) PART NUMBER	(5) DESCRIPTION AND USABLE ON CODE (UOC)	(6) QTY
				GROUP 05020503 RADIO FREQUENCY CABLE ASSEMBLY	
				FIGURE 108	
1	XBOZZ	20309	ES-D-221579-19	MARKER BAND UOC:FGK	1
2	XBOZZ	20309	ES-D-221579-18	MARKER BAND UOC:FGK	1
3	PAOZZ	81349	M39012-20-0101	CONNECTOR, PLUG, ELEC UOC:FGK	1
				END OF FIGURE	



EL3ES171

Figure 109. Radio Frequency Cable Assembly.

SECTION II			TM11-1520-210-20P		
(1)	(2)	(3)	(4)	(5)	(6)
ITEM	SMR		PART		
NO	CODE	FSCM	NUMBER	DESCRIPTION AND USABLE ON CODE (UOC)	QTY
				GROUP 05020504 RADIO FREQUENCY CABLE ASSEMBLY	
				FIGURE 109	
1	PAOZZ	94375	7128-1	CONNECTOR, PLUG, ELEC UOC:FGK	1
2	XBOZZ	20309	ES-D-221579-19	MARKER BAND UOC:FGK	1
3	XBOZZ	20309	ES-D-221579-18	MARKER BAND UOC:FGK	1
				END OF FIGURE	

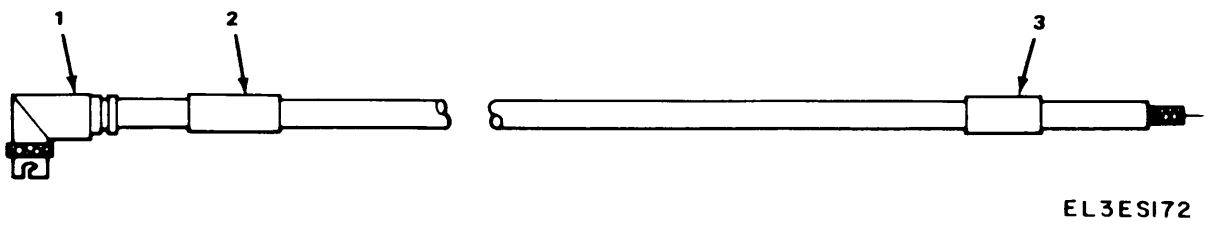
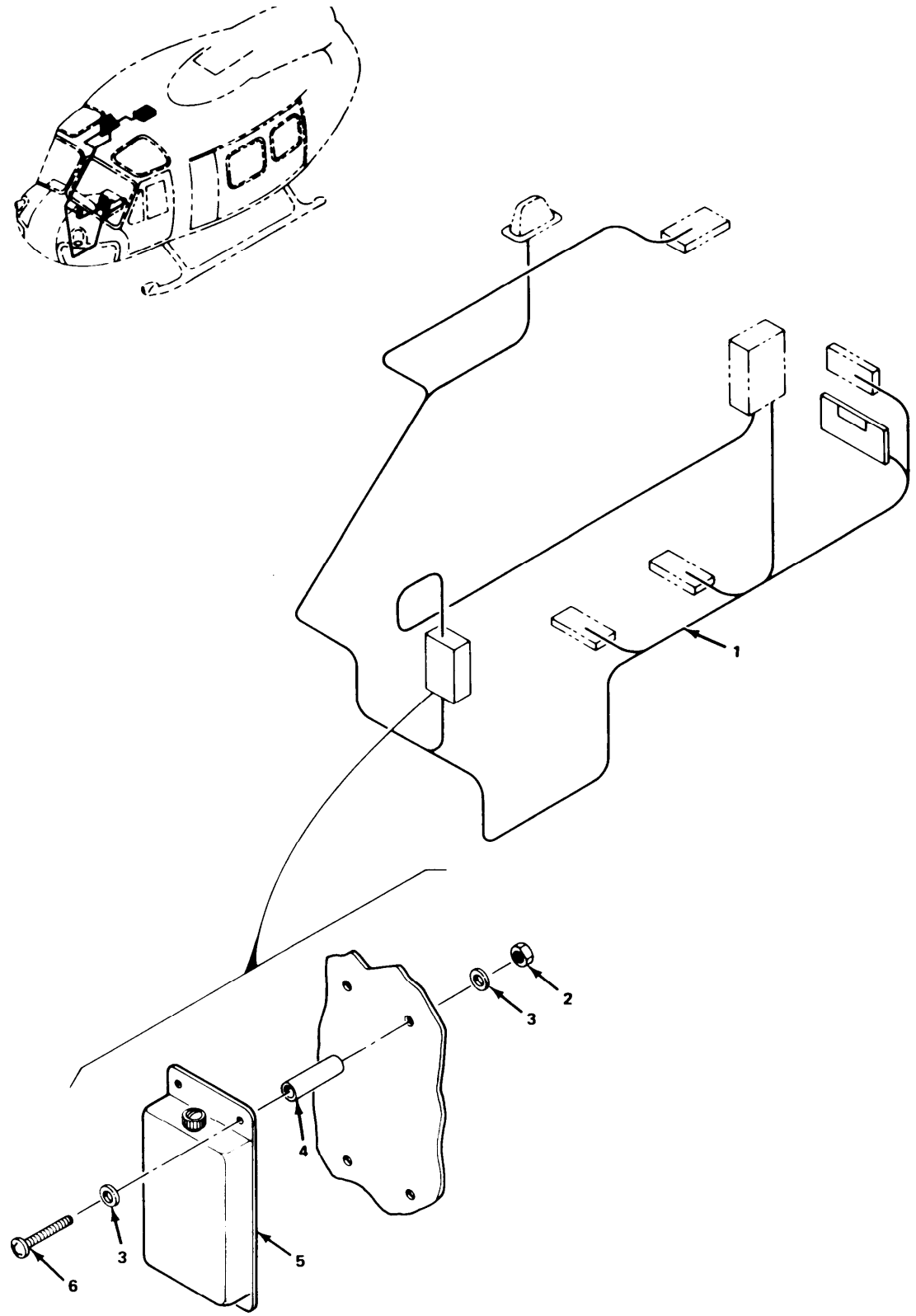


Figure 110. Radio Frequency Cable Assembly.



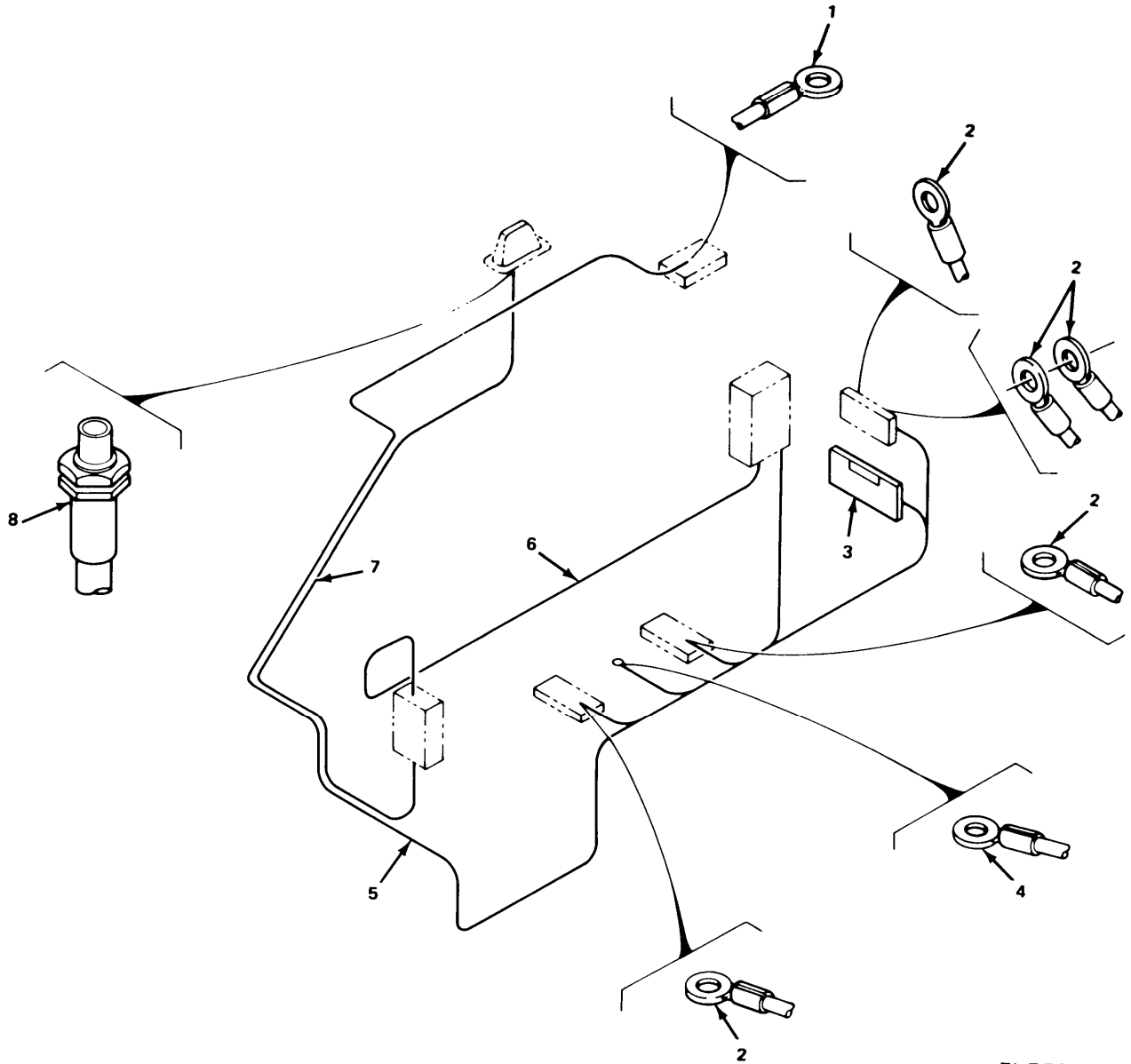
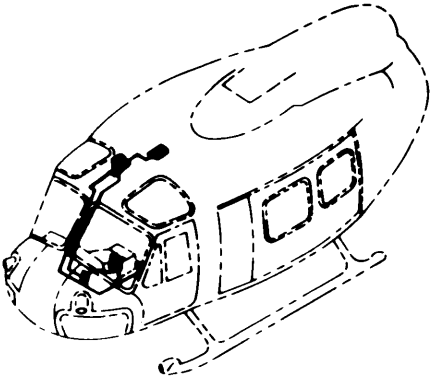
SECTION II			TM11-1520-210-20P		
(1)	(2)	(3)	(4)	(5)	(6)
ITEM	SMR		PART		
NO	CODE	FSCM	NUMBER	DESCRIPTION AND USABLE ON CODE (UOC)	QTY
				GROUP 05020505 RADIO FREQUENCY CABLE ASSEMBLY	
				FIGURE 110	
1	PAOZZ	94375	7128-1	CONNECTOR, PLUG, ELEC UOC:FGK	1
2	XBOZZ	20309	ES-D-221579-19	MARKER BAND UOC:FGK	1
3	XBOZZ	20309	ES-D-221579-18	MARKER BAND UOC:FGK	1
				END OF FIGURE	



EL3ES173

Figure 111. AN/ARC-115 Installation.

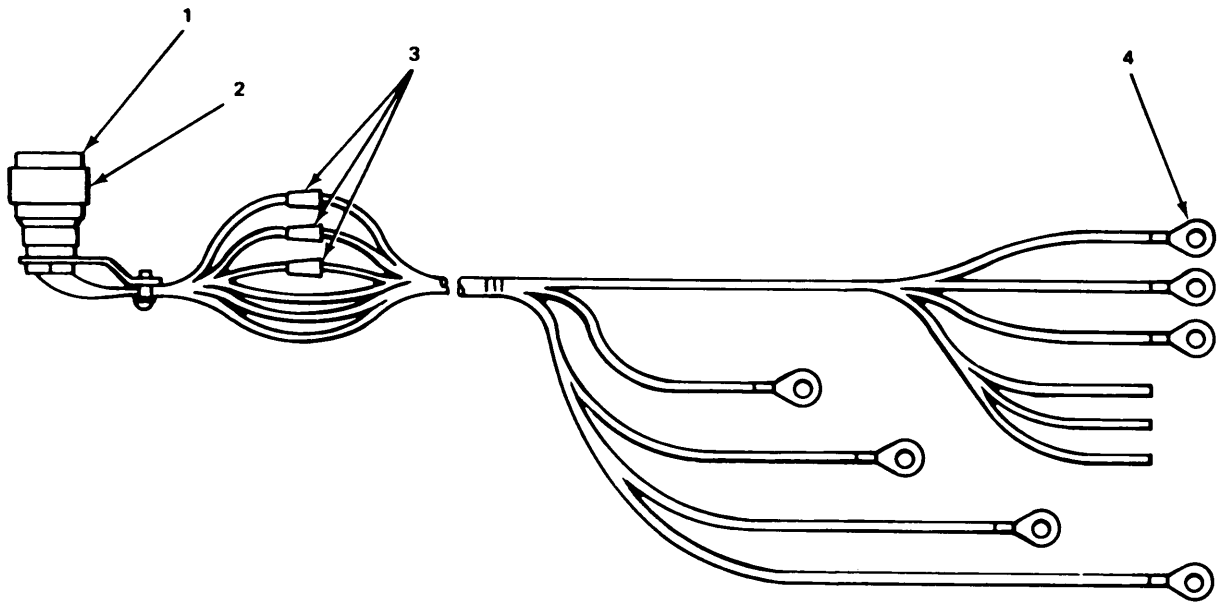
SECTION II			TM11-1520-210-20P		
(1)	(2)	(3)	(4)	(5)	(6)
ITEM	SMR		PART		
NO	CODE	FSCM	NUMBER	DESCRIPTION AND USABLE ON CODE (UOC)	QTY
GROUP 0503 AN/ARC-115 INSTALLATION					
FIGURE 111					
1	XCOOO	20309	ES-F-221646	HARNESS/CABLE INSTL /SEE FIGURE 112/ UOC:FGK	1
2	PAOZZ	96906	MS21044C3	NUT, SELF-LOCKING, HE UOC:FGK	4
3	PAOZZ	06424	0770-9	WASHER, FLAT UOC:FGK	8
4	XBOZZ	80205	NAS43DD-16	SPACER, STANDOFF UOC:FGK	4
5	PAOZZ	28600	BPF-40-03P	FILTER, BAND PASS UOC:FGK	1
6	PAOZZ	96906	MS51958-67	SCREW, MACHINE UOC:FGK	4
END OF FIGURE					



EI 355174

Figure 112. Harness/Cable Installation.


SECTION II			TM11-1520-210-20P		
(1)	(2)	(3)	(4)	(5)	(6)
ITEM	SMR		PART		
NO	CODE	FSCM	NUMBER	DESCRIPTION AND USABLE ON CODE (UOC)	QTY
				GROUP 050301 HARNESS/CABLE INSTALLATION	
				FIGURE 112	
1	PAOZZ	98410	A521-08	TERMINAL, LUG UOC:FGK	1
2	PAOZZ	96906	MS25036-102	TERMINAL, LUG UOC:FGK	6
4	PAOZZ	96906	MS25036-103	TERMINAL, LUG UOC:FGK	1
5	XBOOO	20309	ES-E-221599	WIRING HARNESS /SEE FIGURE 113/ UOC:FGK	1
6	XBOOO	20309	ES-C-221597-501	CABLE ASSY,RF /SEE FIGURE 114/ UOC:FGK	1
7	XBOOO	20309	ES-C-221597-502	CABLE ASSY,RF /SEE FIGURE 115/ UOC:FGK	1
8	PAOZZ	81349	M39012-20-0101	CONNECTOR, PLUG, ELEC UOC:FGK	1
9	PAOZZ	06090	D142-51	SPLICE, CONDUCTOR /NOT ILLUSTRATED/ UOC:FGK	2
				END OF FIGURE	



EL3ES175

Figure 113. Wiring Harness.

SECTION II					
(1)	(2)	(3)	TM11-1520-210-20P (4)	(5)	(6)
ITEM	SMR		PART		
NO	CODE	FSCM	NUMBER	DESCRIPTION AND USABLE ON CODE (UOC)	QTY
				GROUP 05030101 WIRING HARNESS	
				FIGURE 113	
1	PAOZZ	12143	031-1007-000	CONTACT, ELECTRICAL UOC:FGK	25
2	PAOZZ	12143	JT08RE-18-32S	CONNECTOR, PLUG, ELEC UOC:FGK	1
3	PAOZZ	06090	D142-52	SPLICE, CONDUCTOR UOC:FGK	3
4	PAOZZ	96906	MS25036-102	TERMINAL, LUG UOC:FGK	7
				END OF FIGURE	



EL3ES176


Figure 114. Radio Frequency Cable Assembly.



## SECTION II

TM11-1520-210-20P

(1) ITEM NO	(2) SMR CODE	(3) FSCM	(4) PART NUMBER	(5) DESCRIPTION AND USABLE ON CODE (UOC)	(6) QTY
				GROUP 05030102 RADIO FREQUENCY CABLE ASSEMBLY	
				FIGURE 114	
1	PAOZZ	94375	7128-1	CONNECTOR, PLUG, ELEC UOC:FGK	1
2	XBOZZ	20309	ES-D-221579-18	MARKER BAND UOC:FGK	1
3	XBOZZ	20309	ES-D-221579-19	MARKER BAND UOC:FGK	1
4	PAOZZ	94375	101-B-1802	CONNECTOR, PLUG, ELEC UOC:FGK	1
				END OF FIGURE	



EL3ES177

Figure 115. Radio Frequency Cable Assembly.

SECTION II			TM11-1520-210-20P		
(1)	(2)	(3)	(4)	(5)	(6)
ITEM	SMR		PART		
NO	CODE	FSCM	NUMBER	DESCRIPTION AND USABLE ON CODE (UOC)	QTY
				GROUP 05030103 RADIO FREQUENCY CABLE ASSEMBLY	
				FIGURE 115	
1	PAOZZ	94375	101-B-1802	CONNECTOR, PLUG, ELEC UOC:FGK	1
2	XBOZZ	20309	ES-D-221579-18	MARKER BAND UOC:FGK	1
3	XBOZZ	20309	ES-D-221579-19	MARKER BAND UOC:FGK	1
				END OF FIGURE	

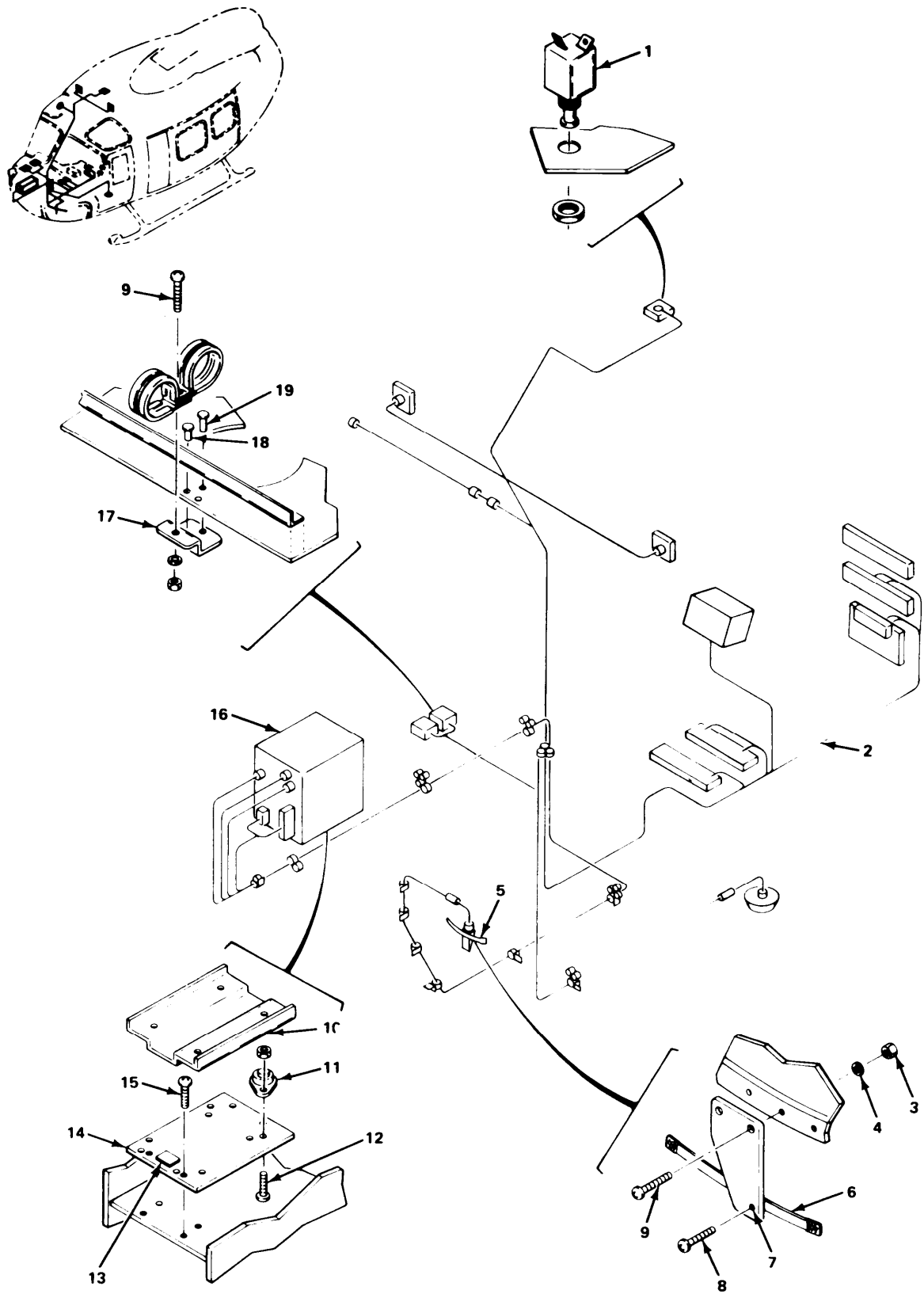
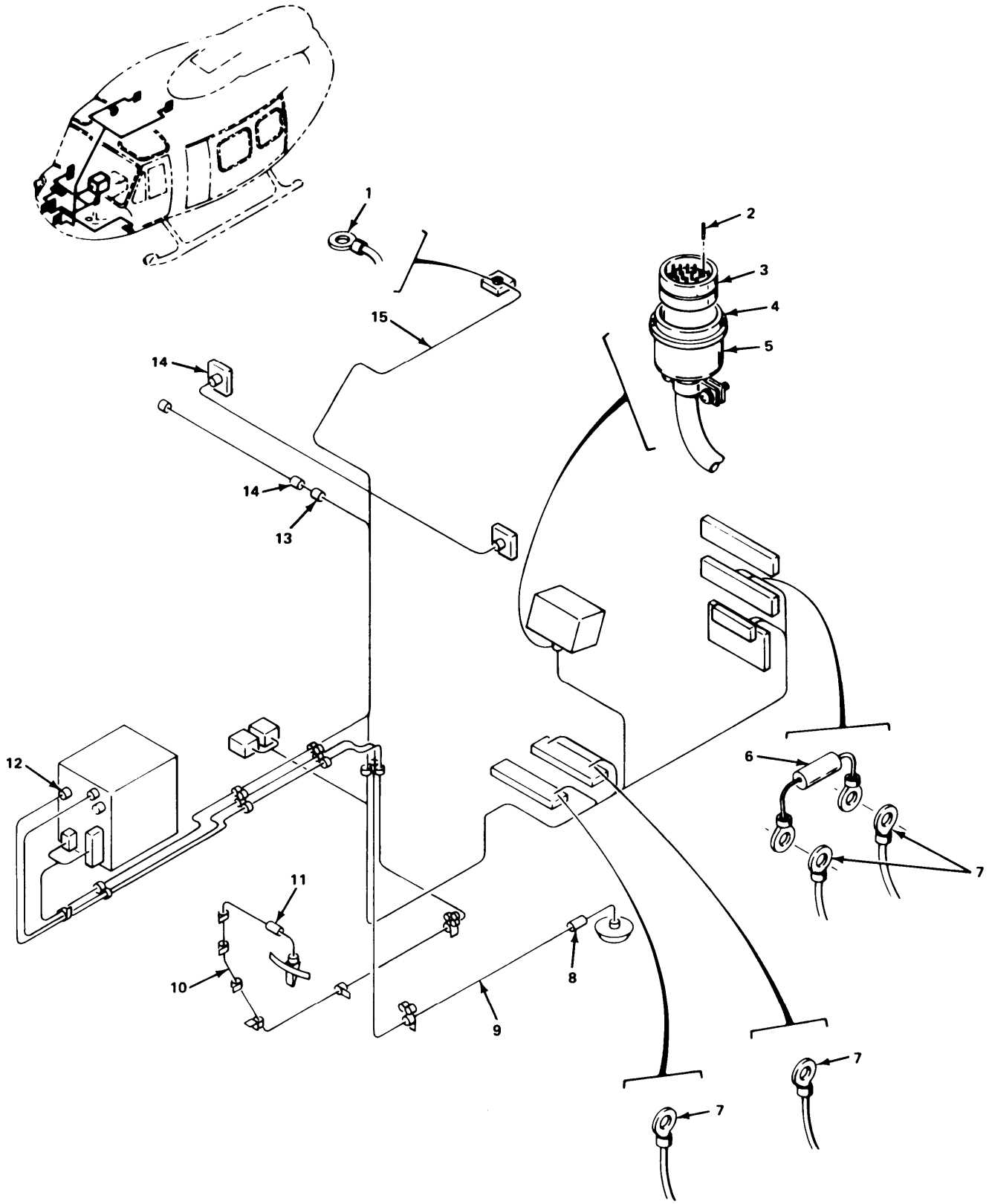


Figure 116. AN/ARN-123 Installation.

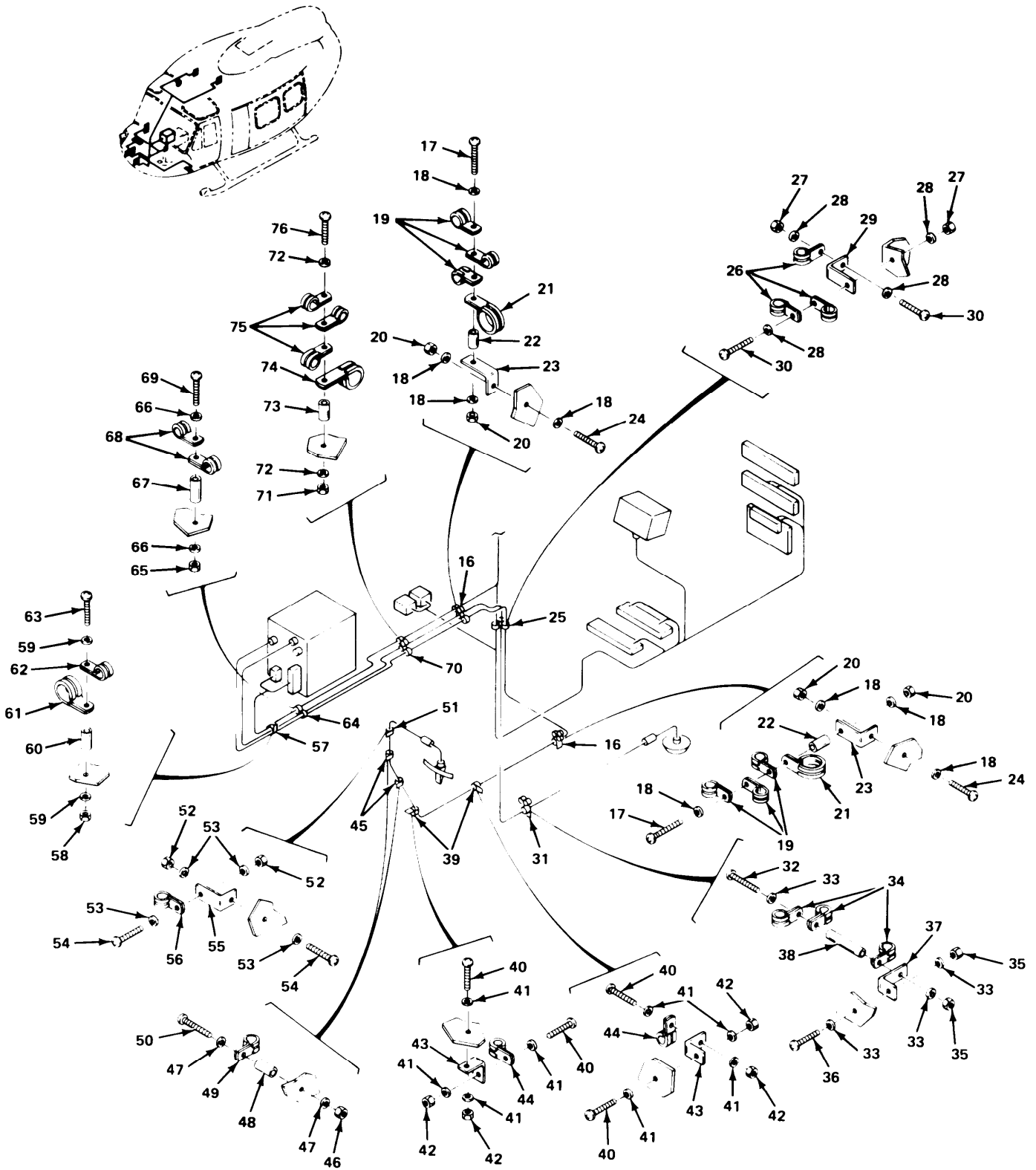
SECTION II			TM11-1520-210-20P		
(1)	(2)	(3)	(4)	(5)	(6)
ITEM	SMR		PART		
NO	CODE	FSCM	NUMBER	DESCRIPTION AND USABLE ON CODE (UOC)	QTY
GROUP 0504 AN/ARN-123 INSTALLATION					
FIGURE 116					
1	PAOZZ	96906	MS3320-3	CIRCUIT BREAKER UOC:FGK	1
2	XC000	20309	ES-F-221647	HARNES/CABLE INSTL /SEE FIGURE 117/ UOC:FGK	1
3	PAOZZ	96906	MS21044C3	NUT, SELF-LOCKING, HE UOC:FGK	2
4	PAOZZ	88044	AN960PD10L	WASHER, FLAT UOC:FGK	2
5	PAOZZ	81996	1560-UH1-805	ANTENNA ASSEMBLY UOC:FGK	1
6	PAOZZ	58257	RGS-10-48	ANTENNA UOC:FGK	1
7	XBOZZ	81996	1560-UH1-804	BRACKET, MTG UOC:FGK	1
8	PAOZZ	96906	MS24693C270	SCREW, MACHINE UOC:FGK	2
9	PAOZZ	88044	AN525D10R10	SCREW, MACHINE UOC:FGK	3
10	PAOFA	80058	MT-4980/ARN-123 (V)	MOUNTING BASE, ELECT UOC:FGK	1
11	PAOZZ	96906	MS21044C06	NUT, SELF-LOCKING, HE UOC:FGK	8
12	PAOZZ	96906	MS24693-C26	SCREW, MACHINE UOC:FGK	8
13	XBOZZ	81996	1560-UH1-829-1	PLACARD UOC:FGK	1
14	XBOZZ	81996	1560-UH1-826	BASE, MOUNTING UOC:FGK	1
15	PAOZZ	96906	MS51958-46	SCREW, MACHINE UOC:FGK	4
16	PAOFA	80058	R-2023/ARN-123 (V)	RECEIVER, RADIO UOC:FGK	1
17	XBOZZ	20309	ES-C-221697	BRACKET, RELAY UOC:FGK	1
18	PAOZZ	96906	MS20470AD4-4	RIVET, SOLID UOC:FGK	1
19	PAOZZ	96906	MS20470AD5-6	RIVET, SOLID UOC:FGK	2
END OF FIGURE					





EL3ESI79

Figure 117. Harness/Cable Installation (Sheet 1 of 2).



EL 3ES18Q

Figure 117. Harness/Cable Installation (Sheet 2 of 2).



SECTION II			TM11-1520-210-20P		
(1)	(2)	(3)	(4)	(5)	(6)
ITEM	SMR		PART		
NO	CODE	FSCM	NUMBER	DESCRIPTION AND USABLE ON CODE (UOC)	QTY
				GROUP 050401 HARNESS/CABLE INSTALLATION	
				FIGURE 117	
1	PAOZZ	98410	A521-08	TERMINAL, LUG UOC:FGK	1
2	PAOZZ	12143	031-1007-000	CONTACT, ELECTRICAL UOC:FGK	50
3	PAOZZ	81349	M24308/2-5	CONNECTOR, RECEPTACL UOC:FGK	1
4	PAOZZ	71468	D20420-12	SCREW LOCK ASSEMBLY UOC:FGK	2
5	PAOZZ	71468	DD24661JS	SHIELD, ELECTRICAL C UOC:FGK	1
6	PAOZZ	81349	RCR20G301JS	RESISTOR, FIXED, COMP UOC:FGK	1
7	PAOZZ	96906	MS25036-102	TERMINAL, LUG UOC:FGK	6
8	XBOZZ	81996	1560-UH1-821-13	MARKER BAND UOC:FGK	1
9	XBOOO	20309	ES-C-221590	CABLE ASSY, RF /SEE FIGURE 119/ UOC:FGK	1
10	XBOOO	20309	ES-C-221591	CABLE ASSY, RF /SEE FIGURE 120/ UOC:FGK	1
11	XBOZZ	81996	1560-UH1-821-8	MARKER BAND UOC:FGK	1
12	PAOZZ	81349	M39012/16-0101	CONNECTOR, PLUG, ELEC UOC:FGK	2
13	PAOZZ	96906	M39029/31-241	CONTACT, ELECTRICAL UOC:FGK	2
14	PAOZZ	96906	MS24255-20S	CONTACT, ELECTRICAL UOC:FGK	9
15	XBOOO	20309	ES-E-221589	WIRING HARNESS /SEE FIGURE 118/ UOC:FGK	1
16	XCOOO	20309	ES-F-221660-317	CLAMP INSTL UOC:FGK	2
17	PAOZZ	96906	MS51958-68	SCREW, MACHINE UOC:FGK	1
18	PAOZZ	06424	0770-9	WASHER, FLAT UOC:FGK	4
19	PAOZZ	96906	MS21919DG3	CLAMP, LOOP UOC:FGK	3
20	PAOZZ	96906	MS21044C3	NUT, SELF-LCKING, HE UOC:FGK	2
21	PAOZZ	96906	MS21919DG10	CLAMP, LOOP UOC:FGK	1
22	PAOZZ	80205	NAS43DD3-32	SPACER, SLEEVE UOC:FGK	1
23	PAOZZ	96906	MS9592-005	BRACKET, ANGLE UOC:FGK	1

SECTION II			TM11-1520-210-20P		
(1)	(2)	(3)	(4)	(5)	(6)
ITEM	SMR		PART		
NO	CODE	FSCM	NUMBER	DESCRIPTION AND USABLE ON CODE (UOC)	QTY
24	PAOZZ	96906	MS51958-64	SCREW, MACHINE UOC:FGK	1
25	XCOOO	20309	ES-F-221660-306	CLAMP INSTL UOC:FGK	1
26	PAOZZ	96906	MS21919DG3	CLAMP, LOOP UOC:FGK	3
27	PAOZZ	96906	MS21044C3	NUT, SELF-LOCKING, HE UOC:FGK	1
28	PAOZZ	06424	0770-9	WASHER, FLAT UOC:FGK	1
29	PAOZZ	96906	MS9592-010	BRACKET, ANGLE UOC:FGK	1
30	PAOZZ	96906	MS51958-64	SCREW, MACHINE UOC:FGK	2
31	XCOOO	20309	ES-F-221660-314	CLAMP INSTL UOC:FGK	1
32	PAOZZ	96906	MS51958-71	SCREW, MACHINE UOC:FGK	1
33	PAOZZ	06424	0770-9	WASHER, FLAT UOC:FGK	4
34	PAOZZ	96906	MS21919DG3	CLAMP, LOOP UOC:FGK	3
35	PAOZZ	96906	MS21044C3	NUT, SELF-LOCKING, HE UOC:FGK	2
36	PAOZZ	96906	MS51958-64	SCREW, MACHINE UOC:FGK	1
37	PAOZZ	96906	MS9592-010	BRACKET, ANGLE UOC:FGK	1
38	PAOZZ	80205	NAS43DD3-30	SPACER, SLEEVE UOC:FGK	1
39	XCOOO	20309	ES-F-221660-301	CLAMP INSTL UOC:FGK	2
40	PAOZZ	96906	MS51958-64	SCREW, MACHINE UOC:FGK	2
41	PAOZZ	06424	0770-9	WASHER, FLAT UOC:FGK	4
42	PAOZZ	96906	MS21044C3	NUT, SELF-LOCKING, HE UOC:FGK	2
43	PAOZZ	96906	MS9592-005	BRACKET, ANGLE UOC:FGK	1
44	PAOZZ	96906	MS21919DG3	CLAMP, LOOP UOC:FGK	1
45	XCOOO	20309	ES-F-221660-321	CLAMP INSTL UOC:FGK	2
46	PAOZZ	96906	MS21044C3	NUT, SELF-LOCKING, HE UOC:FGK	1
47	PAOZZ	06424	0770-9	WASHER, FLAT UOC:FGK	2
48	PAOZZ	80205	NAS43DD3-32	SPACER, SLEEVE UOC:FGK	1
49	PAOZZ	96906	MS21919DG3	CLAMP, LOOP UOC:FGK	1

SECTION II			TM11-1520-210-20P		
(1)	(2)	(3)	(4)	(5)	(6)
ITEM	SMR		PART		
NO	CODE	FSCM	NUMBER	DESCRIPTION AND USABLE ON CODE (UOC)	QTY
50	PAOZZ	96906	MS51958-68	SCREW, MACHINE UOC:FGK	1
51	XCOOO	20309	ES-F-221660-303	CLAMP INSTL UOC:FGK	1
52	PAOZZ	96906	MS21044C3	NUT, SELF-LOCKING, HE UOC:FGK	2
53	PAOZZ	06424	0770-9	WASHER, FLAT UOC:FGK	4
54	PAOZZ	96906	MS51958-64	SCREW, MACHINE UOC:FGK	2
55	PAOZZ	96906	MS9592-010	BRACKET, ANGLE UOC:FGK	1
56	PAOZZ	96906	MS21919DG3	CLAMP, LOOP UOC:FGK	1
57	XCOOO	20309	ES-F-221660-320	CLAMP INSTL UOC:FGK	1
58	PAOZZ	96906	MS21044C3	NUT, SELF-LOCKING, HE UOC:FGK	1
59	PAOZZ	06424	0770-9	WASHER, FLAT UOC:FGK	2
60	PAOZZ	80205	NAS43DD3-48	SPACER, SLEEVE UOC:FGK	1
61	PAOZZ	96906	MS21919DG10	CLAMP, LOOP UOC:FGK	1
62	PAOZZ	96906	MS21919DG3	CLAMP, LOOP UOC:FGK	1
63	PAOZZ	96906	MS51958-69	SCREW, MACHINE UOC:FGK	1
64	XCOOO	20309	ES-F-221660-319	CLAMP INSTL UOC:FGK	1
65	PAOZZ	96906	MS21044C3	NUT, SELF-LOCKING, HE UOC:FGK	1
66	PAOZZ	06424	0770-9	WASHER, FLAT UOC:FGK	2
67	PAOZZ	80205	NAS43DD3-56	SPACER, SLEEVE UOC:FGK	1
68	PAOZZ	96906	MS21919DG3	CLAMP, LOOP UOC:FGK	2
69	PAOZZ	96906	MS51958-69	SCREW, MACHINE UOC:FGK	1
70	XCOOO	20309	ES-F-221660-318	CLAMP INSTL UOC:FGK	1
71	PAOZZ	96906	MS21044C3	NUT, SELF-LOCKING, HE UOC:FGK	1
72	PAOZZ	06424	0770-9	WASHER, FLAT UOC:FGK	2
73	PAOZZ	80205	NAS43DD3-32	SPACER, SLEEVE UOC:FGK	1
74	PAOZZ	96906	MS21919DG10	CLAMP, LOOP UOC:FGK	1
75	PAOZZ	96906	MS21919GD3	CLAMP, LOOP UOC:FGK	3

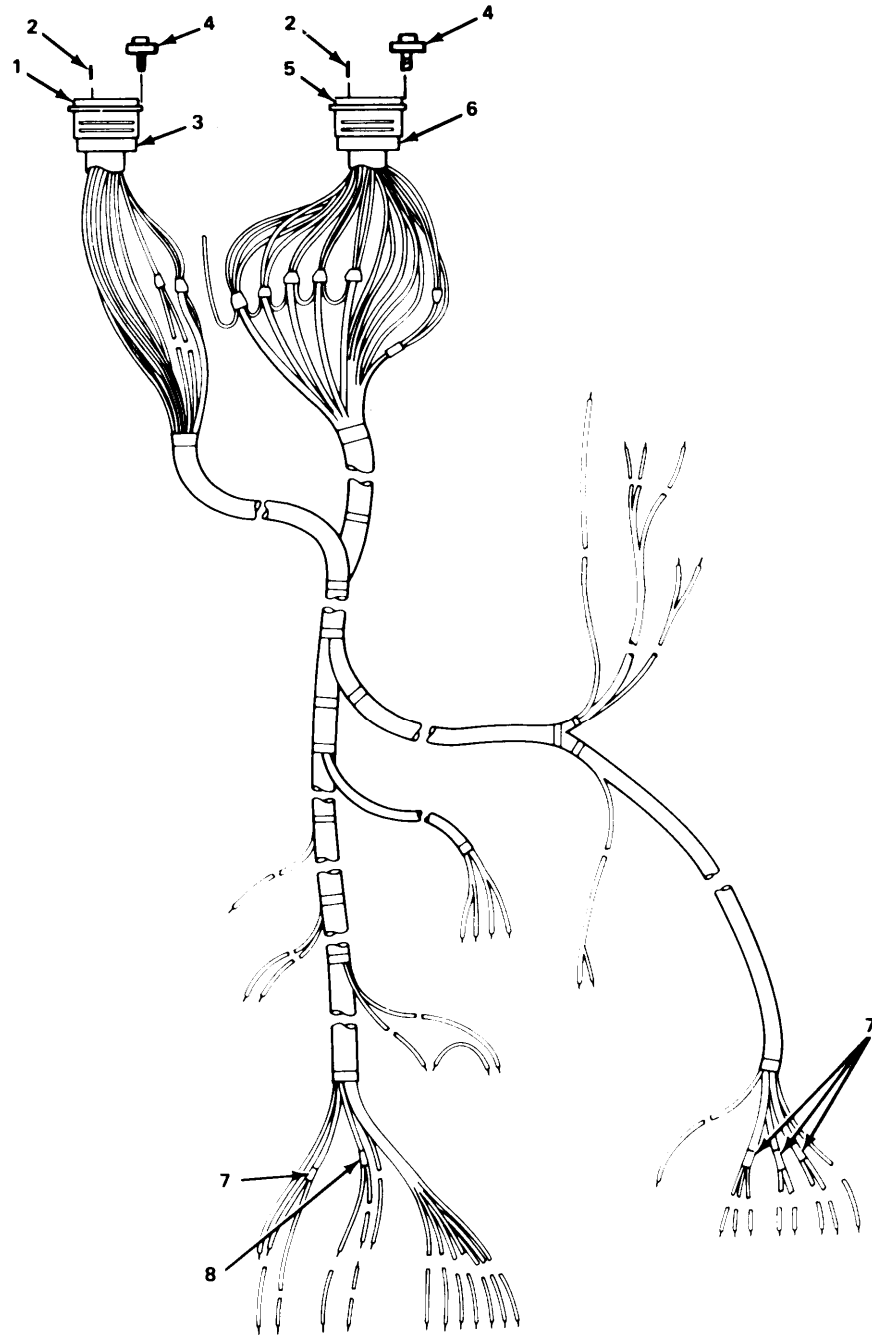
## SECTION II

TM11-1520-210-20P

(1)	(2)	(3)	(4)	(5)	(6)
ITEM	SMR		PART		
NO	CODE	FSCM	NUMBER	DESCRIPTION AND USABLE ON CODE (UOC)	QTY
76	PAOZZ	96906	MS51958-68	SCREW, MACHINE UOC:FGK	1
77	PAOZZ	96906	MS25036-103	TERMINAL, LUG /NOT ILLUSTRATED/ UOC:FGK	3
78	PAOZZ	06090	D142-51	SPLICE, CONDUCTOR /NOT ILLUSTRATED/ UOC:FGK	3

END OF FIGURE





EL3ES181

Figure 118. Wiring Harness.

SECTION II		TM11-1520-210-20P			
(1)	(2)	(3)	(4)	(5)	(6)
ITEM	SMR		PART		
NO	CODE	FSCM	NUMBER	DESCRIPTION AND USABLE ON CODE (UOC)	QTY
				GROUP 05040101 WIRING HARNESS	
				FIGURE 118	
1	PAOZZ	81349	M24308/2-3	CONNECTOR,RECEPTACL UOC:FGK	1
2	PAOZZ	12143	031-1007-000	CONTACT,ELECTRICAL UOC:FGK	62
3	PAOZZ	71468	DB24659-2	SHIELD,ELECTRICAL C UOC:FGK	1
4	PAOZZ	94033	588D205-12	SCREWLOCK,ELECTRICAL UOC:FGK	4
5	PAOZZ	81349	M24308/2-4	CONNECTOR,RECEPTACL UOC:FGK	1
6	PAOZZ	71468	DC24660	SHIELD,ELECTRICAL C UOC:FGK	1
7	PAOZZ	06090	D142-52	SPLICE,CONDUCTOR UOC:FGK	6
8	PAOZZ	06090	D142-51	SPLICE,CONDUCTOR UOC:FGK	1
				END OF FIGURE	

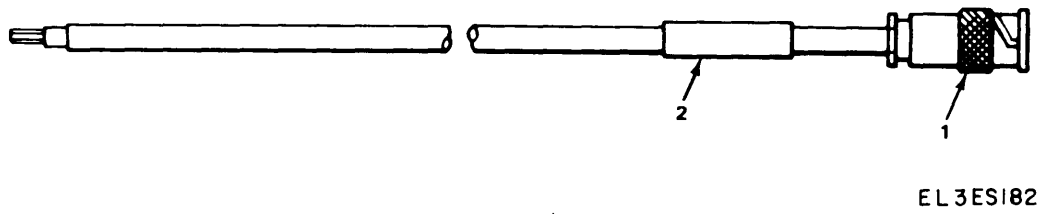
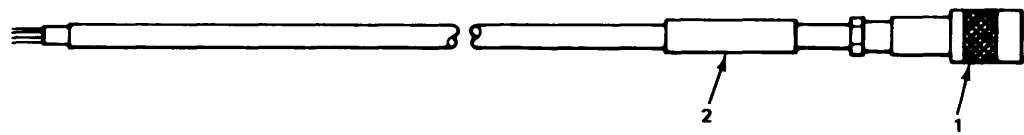


Figure 119. Radio Frequency Cable Assembly.



SECTION II			TM11-1520-210-20P		
(1)	(2)	(3)	(4)	(5)	(6)
ITEM	SMR		PART		
NO	CODE	FSCM	NUMBER	DESCRIPTION AND USABLE ON CODE (UOC)	QTY
				GROUP 05040102 RADIO FREQUENCY CABLE ASSEMBLY	
				FIGURE 119	
1	PAOZZ	81349	M39012/16-0101	CONNECTOR, PLUG, ELEC UOC:FGK	1
2	XBOZZ	81996	1560-UH1-821-7	MARKER BAND UOC:FGK	1
				END OF FIGURE	



EL3ES183

Figure 120. Radio Frequency Cable Assembly.

## SECTION II

TM11-1520-210-20P

(1) ITEM NO	(2) SMR CODE	(3) FSCM	(4) PART NUMBER	(5) DESCRIPTION AND USABLE ON CODE (UOC)	(6) QTY
				GROUP 05040103 RADIO FREQUENCY CABLE ASSEMBLY	
				FIGURE 120	
1	PAOZZ	80058	UG-709A/U	CONNECTOR, PLUG, ELEC UOC:FGK	1
2	PAOZZ	81349	M39012/15-0002	CONNECTOR, PLUG, ELEC UOC:FGK	1
				END OF FIGURE	

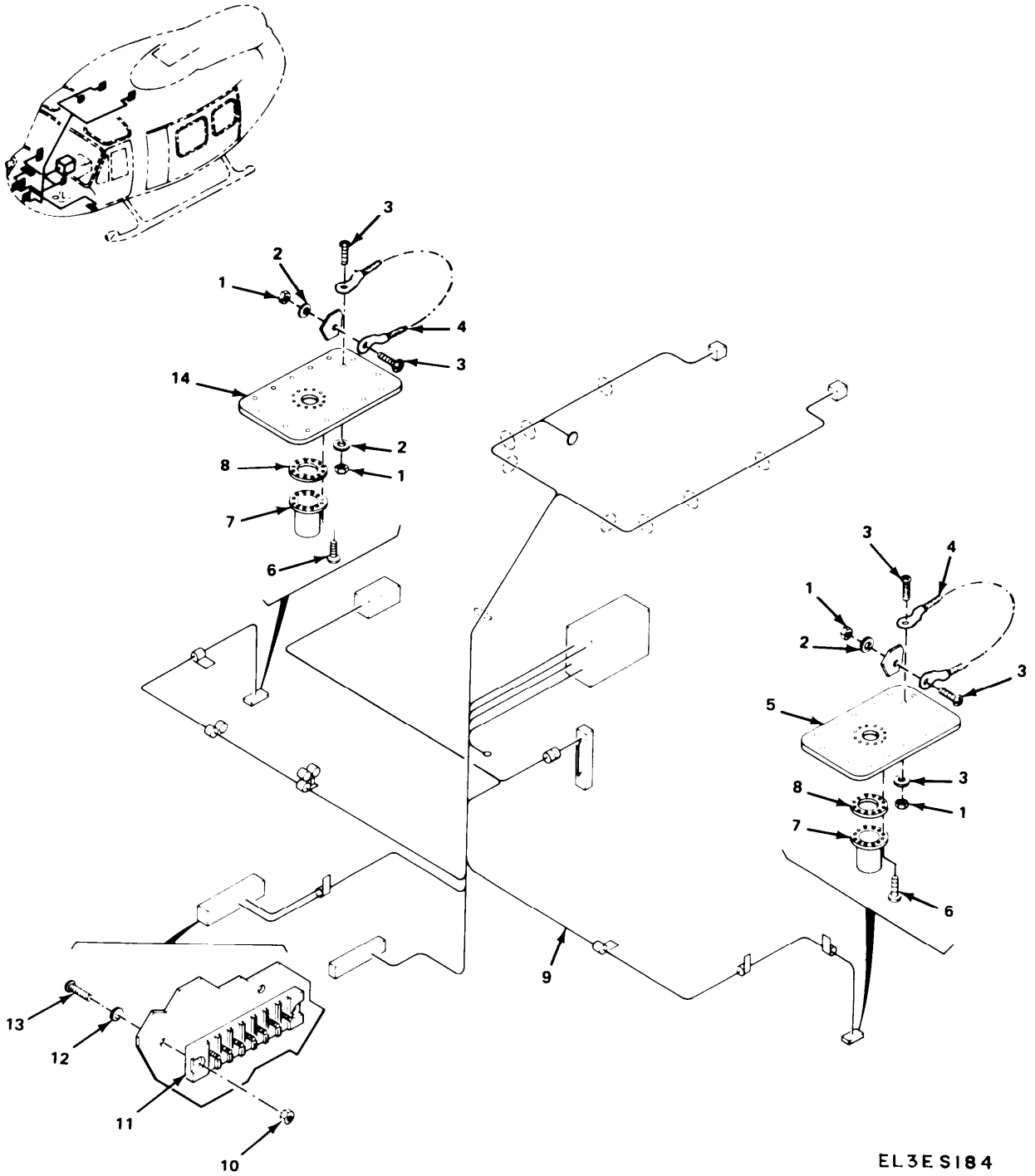
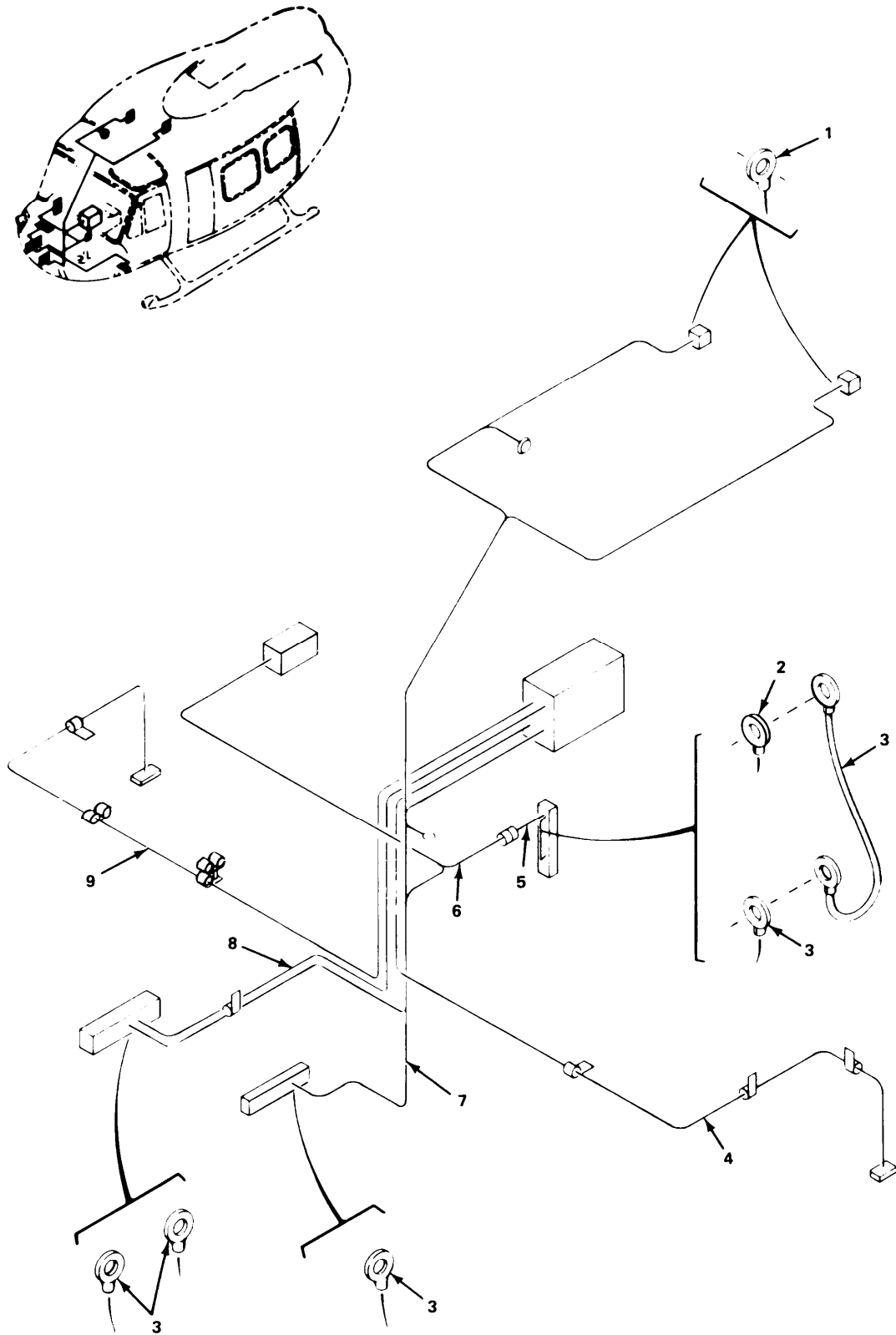


Figure 121. AN/APN-209 Installation.

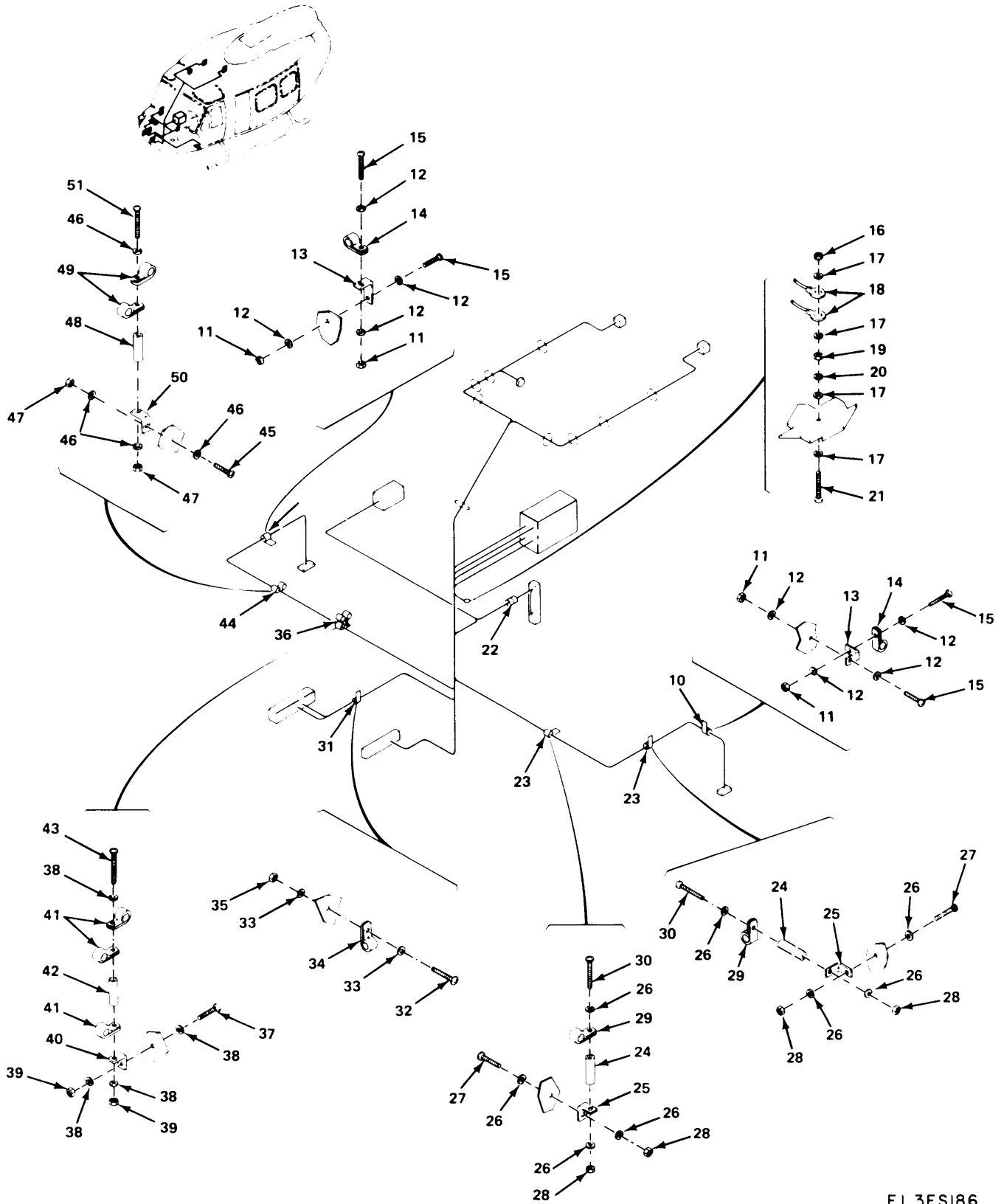
SECTION II		TM11-1520-210-20P			
(1)	(2)	(3)	(4)	(5)	(6)
ITEM	SMR		PART		
NO	CODE	FSCM	NUMBER	DESCRIPTION AND USABLE ON CODE (UOC)	QTY
GROUP 0505 AN/APN-209 INSTALLATION					
FIGURE 121					
1	PAOZZ	96906	MS21044C08	NUT, SELF-LOCKING, HE UOC:FGK	4
2	PAOZZ	96906	MS15795-807	WASHER, FLAT UOC:FGK	4
3	PAOZZ	96906	MS51957-44	SCREW, MACHINE UOC:FGK	4
4	XBOZZ	81996	1560-UH1-910	CABLE, RETAINING UOC:FGK	2
5	PAOZZ	81996	1560-UH1-892-2	COVER ASSEMBLY UOC:FGK	1
6	PAOZZ	96906	MS24693C48	SCREW, MACHINE UOC:FGK	24
7	PAOZZ	80058	AS-2595/APN-194	ANTENNA UOC:FGK	2
8	PAOZZ	81996	1560-UH1-909	GASKET ANTENNA UOC:FGK, 5LZ	2
9	XCOOO	20309	ES-F-221648	HARNES/CABLE INSTL /SEE FIGURE 122/ UOC:FGK	1
10	PAOZZ	96906	MS21044N04	NUT, SELF-LOCKING, HE UOC:FGK	2
11	PAOZZ	96906	MS27212-1-7A	TERMINAL BOARD UOC:FGK	1
12	PAOZZ	96906	MS15795-803	WASHER, FLAT UOC:FGK	2
13	PAOZZ	96906	MS51957-17	SCREW, MACHINE UOC:FGK	2
14	XBOZZ	81996	1560-UH1-892-1	COVER ASSY UOC:FGK	1
END OF FIGURE					





EL3ESI85

Figure 122. Harness/Cable Installation (Sheet 1 of 2).



EL3ES186

Figure 122. Harness/Cable Installation (Sheet 2 of 2).



SECTION II			TM11-1520-210-20P		
(1)	(2)	(3)	(4)	(5)	(6)
ITEM	SMR		PART		
NO	CODE	FSCM	NUMBER	DESCRIPTION AND USABLE ON CODE (UOC)	QTY
				GROUP 050501 HARNESS/CABLE INSTALLATION	
				FIGURE 122	
1	PAOZZ	98410	A521-08	TERMINAL, LUG UOC:FGK	2
2	PAOZZ	96906	MS25036-102	TERMINAL, LUG UOC:FGK	7
3	PAOZZ	20309	ES-D-221636-505	WIRING HARNESS UOC:FGK	1
4	XBOOO	81996	1560-UH1-898	CABLE ASSY, RF /SEE FIGURE 126/ UOC:FGK	1
5	XBOZZ	20309	ES-D-221636-503	WIRING HARNESS UOC:FGK	1
6	XBOZZ	20309	ES-D-221636-504	WIRING HARNESS UOC:FGK	1
7	XBOOO	20309	ES-D-221636-501	WIRING HARNESS / SEE FIGURE 123/ UOC:FGK	1
8	XBOOO	20309	ES-D-221636-502	WIRING HARNESS /SEE FIGURE 124/ UOC:FGK	1
9	XBOOO	81996	1560-UH1-911	CABLE ASSY, RF /SEE FIGURE 125/ UOC:FGK	1
10	XCOOO	20309	ES-F-221660-308	CLAMP INSTL UOC:FGK	2
11	PAOZZ	96906	MS21044C3	NUT, SELF-LOCKING, HE UOC:FGK	2
12	PAOZZ	06424	0770-9	WASHER, FLAT UOC:FGK	4
13	PAOZZ	96906	MS9592-010	BRACKET, ANGLE UOC:FGK	1
14	PAOZZ	96906	MS21919DG3	CLAMP, LOOP UOC:FGK	1
15	PAOZZ	96906	MS51958-64	SCREW, MACHINE UOC:FGK	2
16	PAOZZ	96906	MS21044C3	NUT, SELF-LOCKING, HE UOC:FGK	1
17	PAOZZ	88044	AN960D-10L	WASHER, FLAT UOC:FGK	4
18	PAOZZ	96906	MS25036-103	TERMINAL, LUG UOC:FGK	2
19	PAOZZ	96906	MS35650-106	NUT, PLAIN, HEXAGON UOC:FGK	1
20	PAOZZ	96906	MS35338-43	WASHER, LOCK UOC:FGK	1
21	PAOZZ	96906	MS51958-67	SCREW, MACHINE UOC:FGK	1
22	PAOZZ	96906	M39029/31-241	CONTACT, ELECTRICAL UOC:FGK	1
23	XCOOO	20309	ES-F-221660-310	CLAMP INSTL UOC:FGK	2

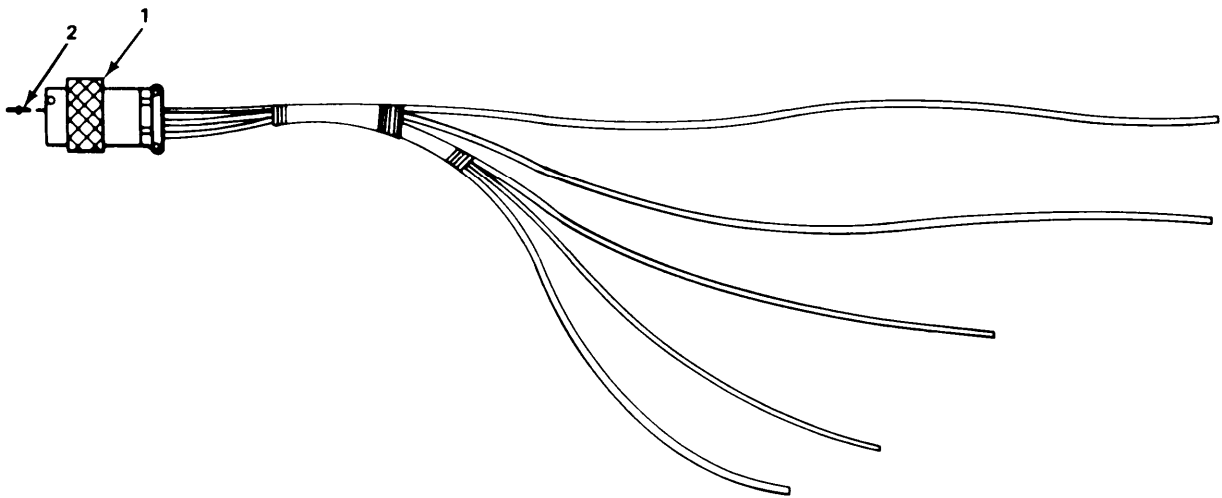
SECTION II			TM11-1520-210-20P		
(1)	(2)	(3)	(4)	(5)	(6)
ITEM	SMR		PART		
NO	CODE	FSCM	NUMBER	DESCRIPTION AND USABLE ON CODE (UOC)	QTY
24	PAOZZ	80205	NAS43DD3-30	SPACER, SLEEVE UOC:FGK	1
25	PAOZZ	96906	MS9592-005	BRACKET, ANGLE UOC:FGK	1
26	PAOZZ	06424	0770-9	WASHER, FLAT UOC:FGK	4
27	PAOZZ	96906	MS51958-64	SCREW, MACHINE UOC:FGK	1
28	PAOZZ	96906	MS21044C3	NUT, SELF-LOCKING, HE UOC:FGK	2
29	PAOZZ	96906	MS21919DG3	CLAMP, LOOP UOC:FGK	1
30	PAOZZ	96906	MS51958-71	SCREW, MACHINE UOC:FGK	1
31	XCOOO	20309	ES-F-221660-312	CLAMP INSTL UOC:FGK	1
32	PAOZZ	96906	MS51958-64	SCREW, MACHINE UOC:FGK	1
33	PAOZZ	06424	0770-9	WASHER, FLAT UOC:FGK	2
34	PAOZZ	96906	MS21919DG3	CLAMP, LOOP UOC:FGK	1
35	PAOZZ	96906	MS21044C3	NUT, SELF-LOCKING, HE UOC:FGK, 5LZ	1
36	XCOOO	20309	ES-F-221660-314	CLAMP INSTL UOC:FGK	1
37	PAOZZ	96906	MS51958-64	SCREW, MACHINE UOC:FGK	1
38	PAOZZ	06424	0770-9	WASHER, FLAT UOC:FGK	4
39	PAOZZ	96906	MS21044C3	NUT, SELF-LOCKING, HE UOC:FGK	2
40	PAOZZ	96906	MS9592-010	BRACKET, ANGLE UOC:FGK	1
41	PAOZZ	96906	MS21919DG3	CLAMP, LOOP UOC:FGK	3
42	PAOZZ	80205	NAS43DD3-30	SPACER, SLEEVE UOC:FGK	1
43	PAOZZ	96906	MS51958-71	SCREW, MACHINE UOC:FGK	1
44	XCOOO	20309	ES-F-221660-315	CLAMP INSTL UOC:FGK	1
45	PAOZZ	96906	MS51958-64	SCREW, MACHINE UOC:FGK	1
46	PAOZZ	06424	0770-9	WASHER, FLAT UOC:FGK	4
47	PAOZZ	96906	MS21044C3	NUT, SELF-LOCKING, HE UOC:FGK	2
48	PAOZZ	80205	NAS43DD3-30	SPACER, SLEEVE UOC:FGK	1
49	PAOZZ	96906	MS21919DG3	CLAMP, LOOP UOC:FGK	2

## SECTION II

TM11-1520-210-20P

(1)	(2)	(3)	(4)	(5)	(6)
ITEM	SMR		PART		
NO	CODE	FSCM	NUMBER	DESCRIPTION AND USABLE ON CODE (UOC)	QTY
50	PAOZZ	96906	MS9592-005	BRACKET,ANGLE UOC:FGK	1
51	PAOZZ	96906	MS51958-71	SCREW,MACHINE UOC:FGK	1


END OF FIGURE



EL3ES187

Figure 123. Wiring Harness.

SECTION II					
(1)	(2)	(3)	TM11-1520-210-20P (4)	(5)	(6)
ITEM	SMR		PART		
NO	CODE	FSCM	NUMBER	DESCRIPTION AND USABLE ON CODE (UOC)	QTY
				GROUP 05050101 WIRING HARNESS	
				FIGURE 123	
1	PAOZZ	12143	JT08RE-10-35S	CONNECTOR, PLUG, ELEC UOC:FGK	1
2	PAOZZ	12143	031-1007-000	CONTACT, ELECTRICAL UOC:FGK	6
				END OF FIGURE	



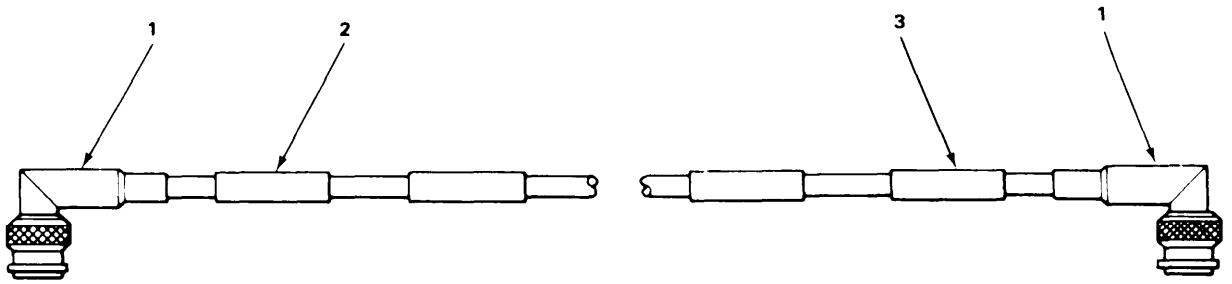
EL3ES188

Figure 124. Wiring Harness.

## SECTION II

TM11-1520-210-20P

(1) ITEM NO	(2) SMR CODE	(3) FSCM	(4) PART NUMBER	(5) DESCRIPTION AND USABLE ON CODE (UOC)	(6) QTY
				GROUP 05050102 WIRING HARNESS	
				FIGURE 124	
1	PAOZZ	12143	031-1007-000	CONTACT,ELECTRICAL UOC:FGK	1
2	PAOZZ	12143	JT08RE-10-35SA	CONNECTOR,PLUG,ELEC UOC:FGK	1
				END OF FIGURE	



EL3ES189

Figure 125. Radio Frequency Cable Assembly.



SECTION II			TM11-1520-210-20P		
(1)	(2)	(3)	(4)	(5)	(6)
ITEM	SMR		PART		
NO	CODE	FSCM	NUMBER	DESCRIPTION AND USABLE ON CODE (UOC)	QTY
				GROUP 05050103 RADIO FREQUENCY CABLE ASSEMBLY	
				FIGURE 125	
1	PAOZZ	81349	M39012/30-0006	CONNECTOR, PLUG, ELEC UOC:FGK	2
2	XBOZZ	81996	1560-UH1-902-1	MARKER BAND UOC:FGK	1
3	XBOZZ	81996	1560-UH1-902-3	MARKER BAND UOC:FGK	1
				END OF FIGURE	

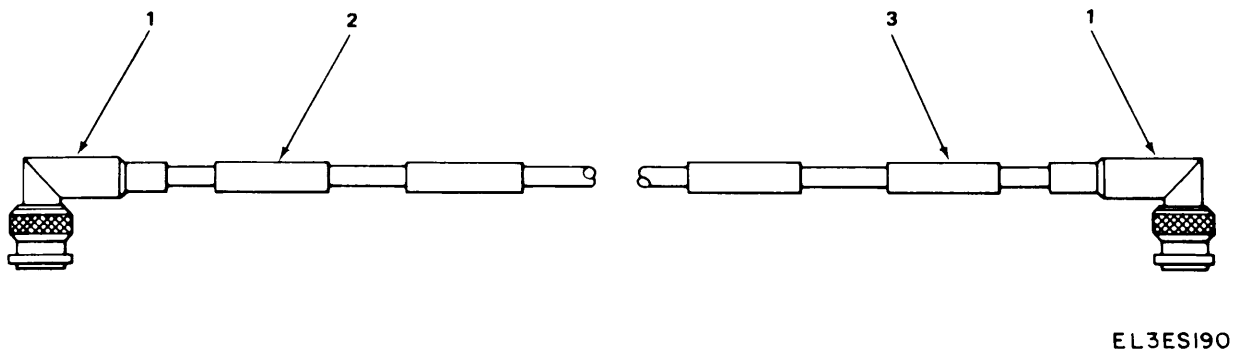
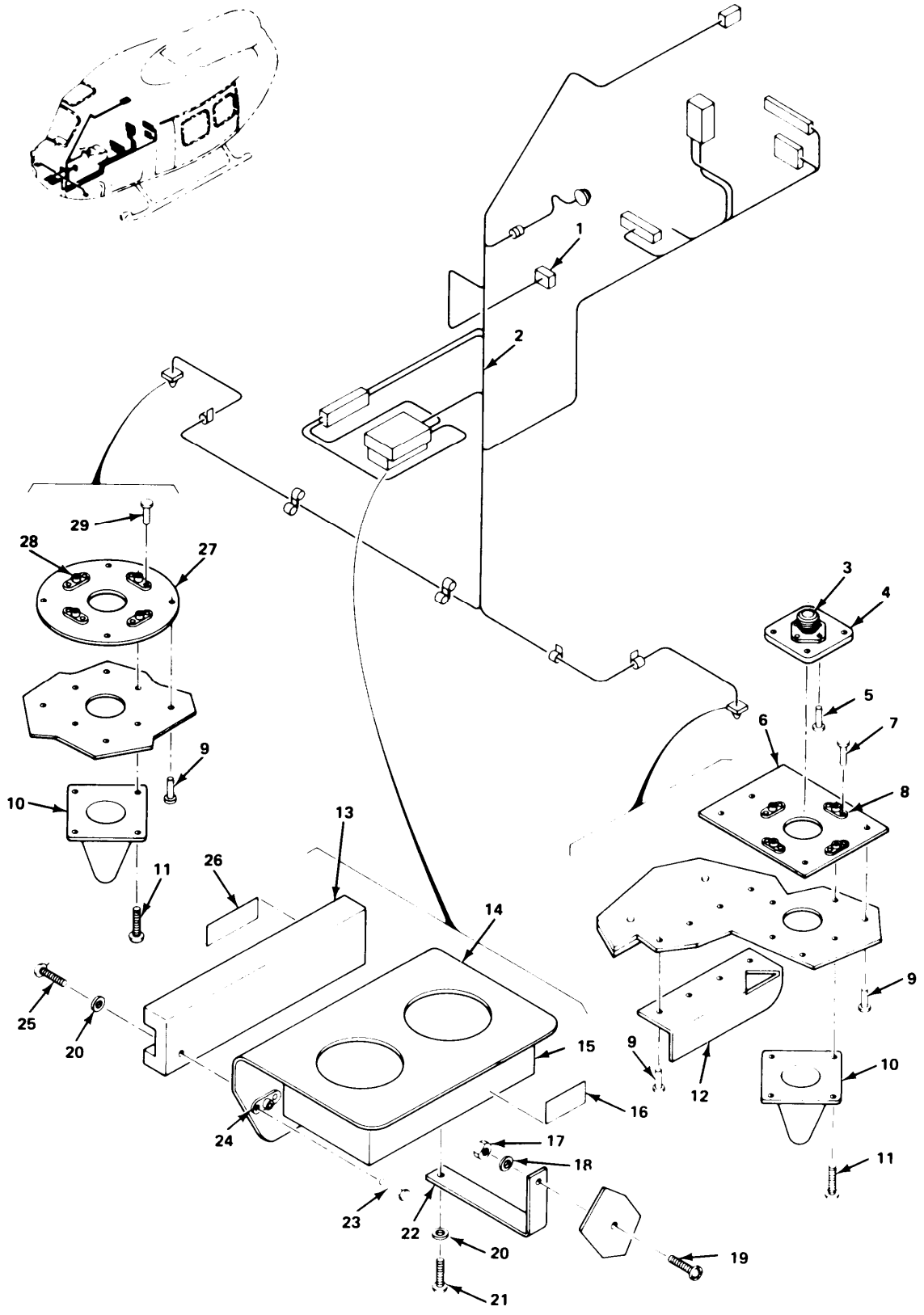


Figure 126. Radio Frequency Cable Assembly.

SECTION II			TM11-1520-210-20P		
(1)	(2)	(3)	(4)	(5)	(6)
ITEM	SMR		PART		
NO	CODE	FSCM	NUMBER	DESCRIPTION AND USABLE ON CODE (UOC)	QTY
				GROUP 05050104 RADIO FREQUENCY CABLE ASSEMBLY	
				FIGURE 126	
1	PAOZZ	81349	M39012/30-0006	CONNECTOR, PLUG, ELEC UOC:FGK	2
2	XBOZZ	81996	1560-UH1-902-2	MARKER BAND UOC:FGK	1
3	XBOZZ	81996	1560-UH1-902-3	MARKER BAND UOC:FGK	1
				END OF FIGURE	



EL3ES191

Figure 127. AN/APR-44 Installation.

SECTION II			TM11-1520-210-20P		
(1)	(2)	(3)	(4)	(5)	(6)
ITEM	SMR		PART		
NO	CODE	FSCM	NUMBER	DESCRIPTION AND USABLE ON CODE (UOC)	QTY
				GROUP 0506 AN/APR-44 INSTALLATION	
				FIGURE 127	
1	XCOOO	20309	ES-D-221791	RELAY INSTL /SEE FIGURE 128/ UOC:FGK	1
2	XCOOO	20309	ES-F-221649	HARNES/CABLE INSTL /SEE FIGURE 129/ UOC:FGK	1
3	PAOZZ	16179	2052-5166-02	CONNECTOR,RECEPTACL UOC:FGK	1
4	XBOZZ	20309	ES-C-221575	PLATE,COVER UOC:FGK	2
5	PAOZZ	96906	MS20470AD3-4	RIVET,SOLID UOC:FGK	4
6	XBOZZ	20309	ES-C-221573	PLATE,MOUNTING UOC:FGK	1
7	PAOZZ	96906	MS20426AD3-6	RIVET,SOLID UOC:FGK	8
8	PAOZZ	96906	MS21075-06	NUT,SELF-LOCKING,PL UOC:FGK	4
9	PAOZZ	11815	CR3243-4-2	RIVET,BLIND UOC:FGK	10
10	PAOZZ	80058	AS-3266/APR-44	ANTENNA UOC:FGK	2
11	PAOZZ	96906	MS51957-29	SCREW,MACHINE UOC:FGK	8
12	XBOZZ	20309	ES-C-221572	FIN,REFLECTOR UOC:FGK	1
14	PAOZZ	20309	ES-C-221577	BRACKET MOUNTING UOC:FGK	1
15	PAODD	80058	R-2097/APR-44(V)	RECEIVER,RADAR UOC:FGK	1
16	XBOZZ	20309	ES-D-221567-13	DECAL UOC:FGK	1
17	PAOZZ	96906	MS21044C3	NUT,SELF-LOCKING,HE UOC:FGK	2
18	PAOZZ	06424	0770-9	WASHER,FLAT UOC:FGK	2
19	PAOZZ	96906	MS51958-64	SCREW,MACHINE UOC:FGK	1
20	PAOZZ	80063	SM-B-416109-1	WASHER,FLAT UOC:FGK	6
21	PAOZZ	96906	MS51957-52	SCREW,MACHINE UOC:FGK	4
22	PAOZZ	20309	ES-B-221571	STRAP RETAINING UOC:FGK	1
23	PAOZZ	96906	MS20426AD3-4	RIVET,SOLID UOC:FGK	4
24	PAOZZ	96906	MS21075-06	NUT,SELF-LOCKING,PL UOC:FGK	2

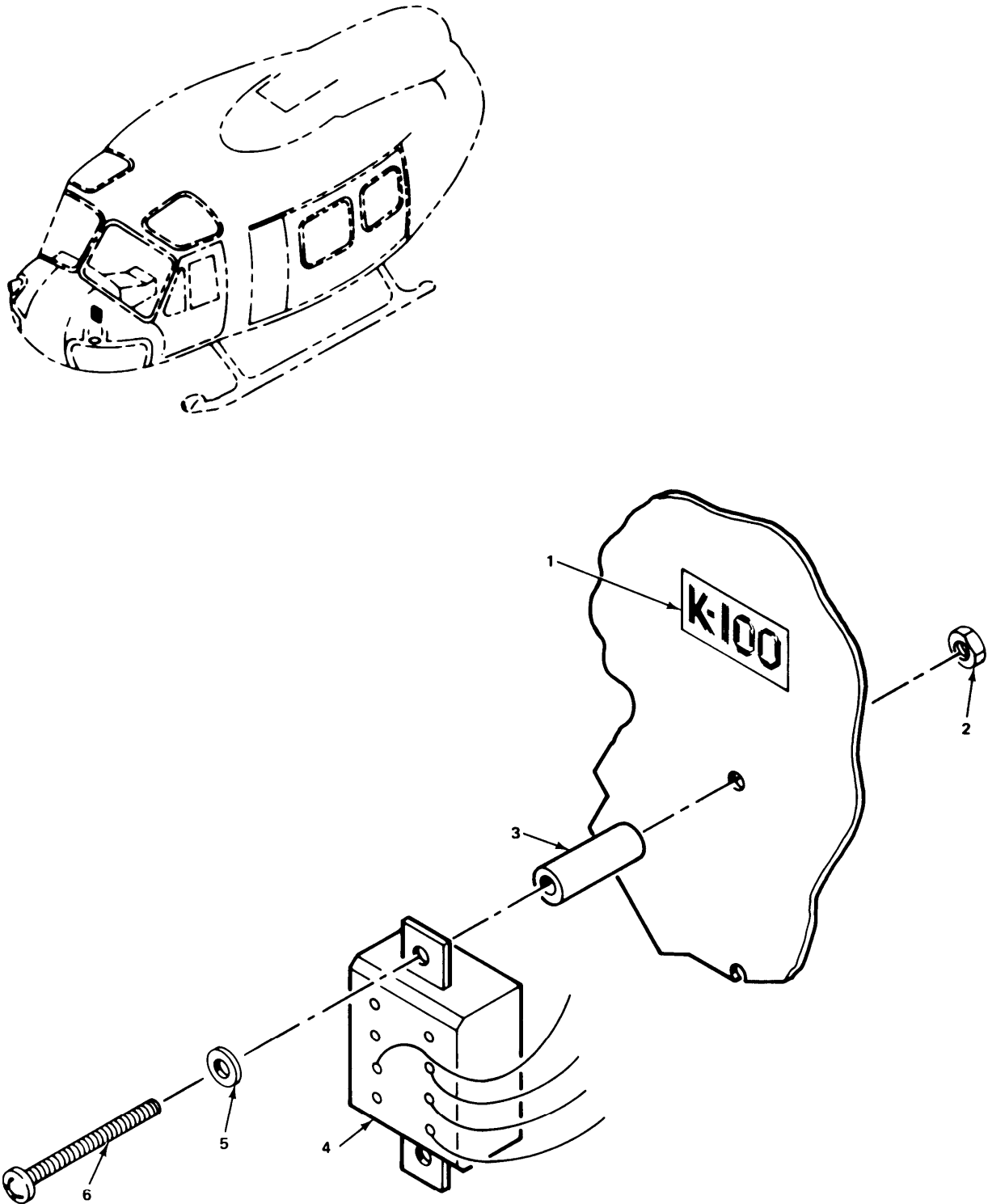
## SECTION II

TM11-1520-210-20P

(1)	(2)	(3)	(4)	(5)	(6)
ITEM	SMR		PART		
NO	CODE	FSCM	NUMBER	DESCRIPTION AND USABLE ON CODE (UOC)	QTY
25	PAOZZ	96906	MS51957-31	SCREW, MACHINE UOC:FGK	2
26	XBOZZ	20309	ES-D-221567-15	DECAL UOC:FGK	1
27	PAOZZ	20309	ES-C-221574	PLATE MOUNTING UOC:FGK	1
28	PAOZZ	96906	MS21075-06	NUT, SELF-LOCKING, PL UOC:FGK	4
29	PAOZZ	96906	MS20426AD3-6	RIVET, SOLID UOC:FGK	8

END OF FIGURE





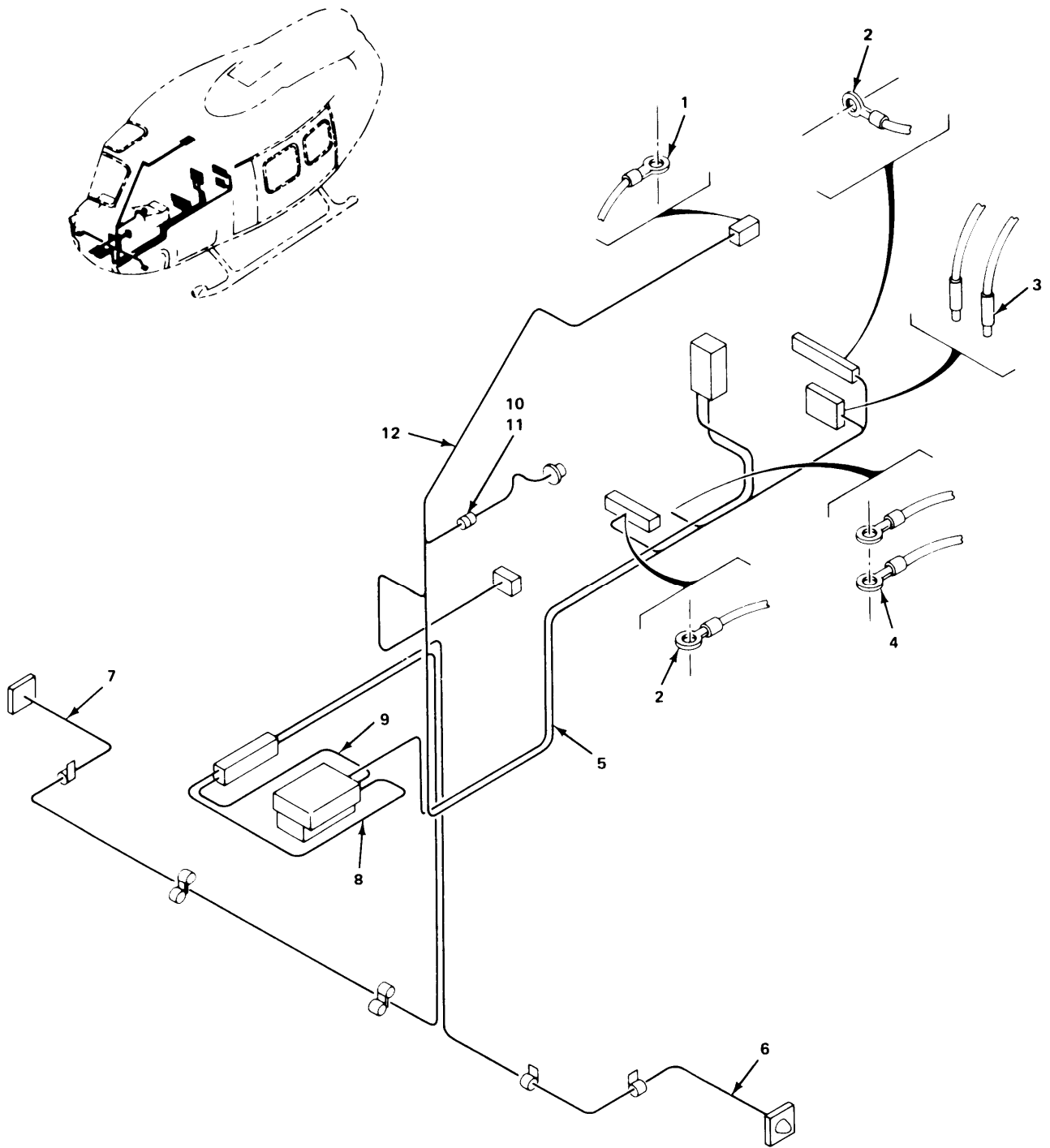
EL3ES192

Figure 128. Relay Installation.



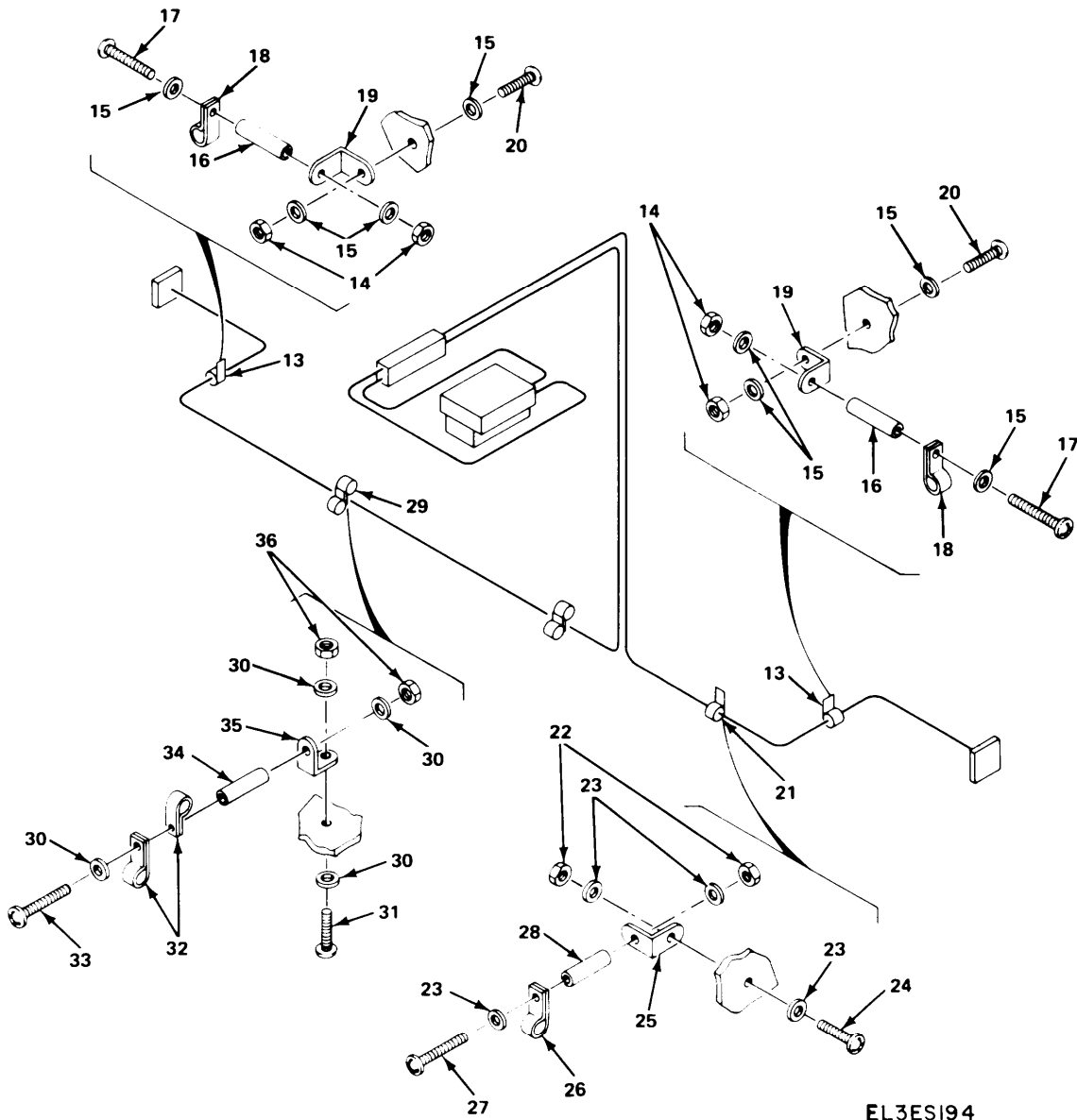
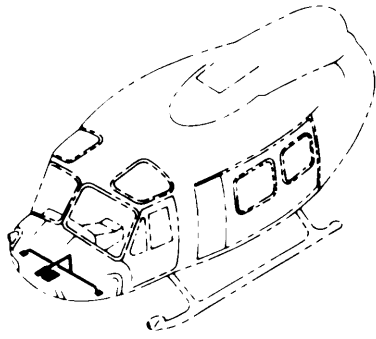
SECTION II		TM11-1520-210-20P			
(1)	(2)	(3)	(4)	(5)	(6)
ITEM	SMR		PART		
NO	CODE	FSCM	NUMBER	DESCRIPTION AND USABLE ON CODE (UOC)	QTY
				GROUP 050601 RELAY INSTALLATION	
				FIGURE 128	
1	XBOZZ	20309	ES-D-221567-14	DECAL UOC:FGK	1
2	PAOZZ	96906	MS21044C06	NUT, SELF-LOCKING, HE UOC:FGK	2
3	PAOZZ	80205	NAS43DD3-64	SPACER, SLEEVE UOC:FGK	2
4	PAOZZ	96906	MS27401-13	RELAY, ELECTROMAGNET UOC:FGK	1
5	PAOZZ	80063	SM-B-416109-1	WASHER, FLAT UOC:FGK	2
6	PAOZZ	96906	MS51957-36	SCREW, MACHINE UOC:FGK	2
28	PAOZZ	80205	NAS43DD3-30	SPACER, SLEEVE UOC:FGK	1
				END OF FIGURE	





EL38S193

Figure 129. Harness/Cable Installation (Sheet 1 of 2).



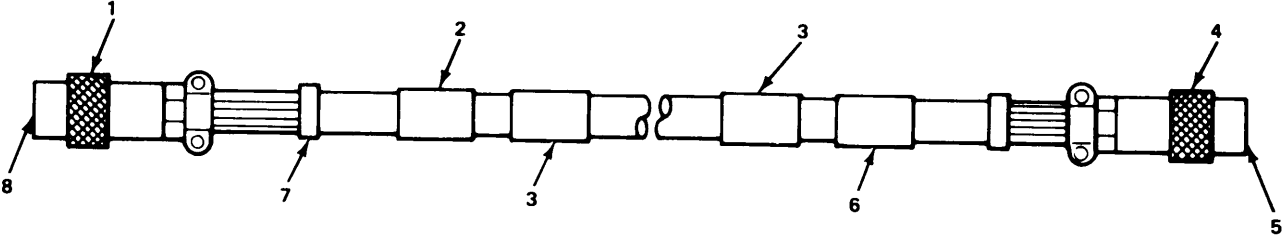
EL3ES194

Figure 129. Harness/Cable Installation (Sheet 2 of 2).

SECTION II			TM11-1520-210-20P		
(1)	(2)	(3)	(4)	(5)	(6)
ITEM	SMR		PART		
NO	CODE	FSCM	NUMBER	DESCRIPTION AND USABLE ON CODE (UOC)	QTY
				GROUP 050602 HARNESS/CABLE INSTALLATION	
				FIGURE 129	
1	PAOZZ	98410	A521-08	TERMINAL, LUG UOC:FGK	2
2	PAOZZ	96906	MS25036-102	TERMINAL, LUG UOC:FGK	2
3	PAOZZ	06090	D142-51	SPLICE, CONDUCTOR UOC:FGK	2
4	PAOZZ	96906	MS25036-103	TERMINAL, LUG UOC:FGK	2
5	XBOOO	20309	ES-D-221580	WIRING HARNESS /SEE FIGURE 130/ UOC:FGK	1
6	XBOOO	20309	ES-C-221576-503	CABLE ASSY, RF /SEE FIGURE 134/ UOC:FGK	1
7	XBOOO	20309	ES-C-221576-501	CABLE ASSY, RF /SEE FIGURE 132/ UOC:FGK	1
8	XBOOO	20309	ES-C-221576-502	CABLE ASSY, RF /SEE FIGURE 133/ UOC:FGK	1
9	XBOOO	20309	ES-C-221576-504	CABLE ASSY, RF /SEE FIGURE 135/ UOC:FGK	1
10	PAOZZ	96906	M39029/31-241	CONTACT, ELECTRICAL UOC:FGK	2
11	PAOZZ	81349	M39029/32-206	CONTACT, ELECTRICAL UOC:FGK	2
12	XBOOO	20309	ES-D-221581	WIRING HARNESS /SEE FIGURE 131/ UOC:FGK	1
13	XCOOO	20309	ES-F-221660-313	CLAMP INSTL UOC:FGK	2
14	PAOZZ	96906	MS21044C3	NUT, SELF-LOCKING, HE UOC:FGK	2
15	PAOZZ	06424	0770-9	WASHER, FLAT UOC:FGK	4
16	PAOZZ	80205	NAS43DD3-96	SPACER, SLEEVE UOC:FGK	1
17	PAOZZ	96906	MS51958-72	SCREW, MACHINE UOC:FGK	1
18	PAOZZ	96906	MS21919DG3	CLAMP, LOOP UOC:FGK	1
19	PAOZZ	96906	MS9592-005	BRACKET, ANGLE UOC:FGK	1
20	PAOZZ	96906	MS51958-64	SCREW, MACHINE UOC:FGK	1
21	XCOOO	20309	ES-F-221660-310	CLAMP INSTL UOC:FGK	1
22	PAOZZ	96906	MS21044C3	NUT, SELF-LOCKING, HE UOC:FGK	2
23	PAOZZ	06424	0770-9	WASHER, FLAT UOC:FGK	4

SECTION II			TM11-1520-210-20P		
(1)	(2)	(3)	(4)	(5)	(6)
ITEM	SMR		PART		
NO	CODE	FSCM	NUMBER	DESCRIPTION AND USABLE ON CODE (UOC)	QTY
24	PAOZZ	96906	MS51958-64	SCREW, MACHINE UOC:FGK	1
25	PAOZZ	96906	MS9592-005	BRACKET, ANGLE UOC:FGK	1
26	PAOZZ	96906	MS21919DG3	CLAMP, LOOP UOC:FGK	1
27	PAOZZ	96906	MS51958-71	SCREW, MACHINE UOC:FGK	1
29	XCOOO	20309	ES-F-221660-315	CLAMP INSTL UOC:FGK	1
30	PAOZZ	06424	0770-9	WASHER, FLAT UOC:FGK	4
31	PAOZZ	96906	MS51958-64	SCREW, MACHINE UOC:FGK	1
32	PAOZZ	96906	MS21919DG3	CLAMP, LOOP UOC:FGK	2
33	PAOZZ	96906	MS51958-71	SCREW, MACHINE UOC:FGK	1
34	PAOZZ	80205	NAS43DD3-30	SPACER, SLEEVE UOC:FGK	1
35	PAOZZ	96906	MS9592-005	BRACKET, ANGLE UOC:FGK	1
36	PAOZZ	96906	MS21044C3	NUT, SELF-LOCKING, HE UOC:FGK	2
END OF FIGURE					



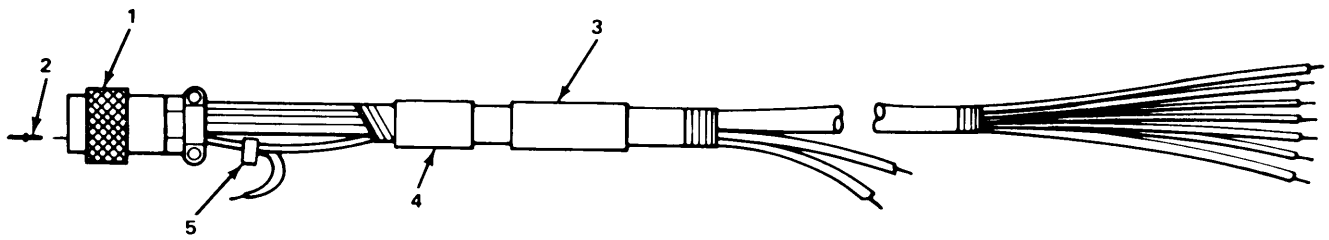


EL36S195

Figure 130. Wiring Harness.



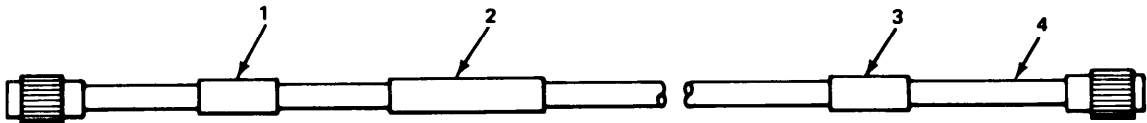
SECTION II		TM11-1520-210-20P			
(1)	(2)	(3)	(4)	(5)	(6)
ITEM	SMR		PART		
NO	CODE	FSCM	NUMBER	DESCRIPTION AND USABLE ON CODE (UOC)	QTY
				GROUP 05060201 WIRING HARENSS	
				FIGURE 130	
1	PAOZZ	96906	MS27484T-10B-35P	CONNECTOR, PLUG, ELEC UOC:FGK	1
2	XBOZZ	20309	ES-D-221579-14	MARKER BAND UOC:FGK	1
3	XBOZZ	20309	ES-D-221579-16	MARKER BAND UOC:FGK	2
4	PAOZZ	96906	MS27484T-10B-35S	CONNECTOR, PLUG, ELEC UOC:FGK	1
5	PAOZZ	81349	M39029/57-356	CONTACT, ELECTRICAL UOC:FGK	13
6	XBOZZ	20309	ES-D-221579-13	MARKER BAND UOC:FGK	1
7	PAOZZ	06090	D142-65	SPLICE, CONDUCTOR UOC:FGK	2
8	PAOZZ	81349	M39029/58-361	CONTACT, ELECTRICAL UOC:FGK	13
				END OF FIGURE	



EL3ES196

Figure 131. Wiring Harness.

SECTION II					
(1)	(2)	(3)	TM11-1520-210-20P (4)	(5)	(6)
ITEM	SMR		PART		
NO	CODE	FSCM	NUMBER	DESCRIPTION AND USABLE ON CODE (UOC)	QTY
				GROUP 05060202 WIRING HARNESS	
				FIGURE 131	
1	PAOZZ	96906	MS27484T-10B-35S A	CONNECTOR, PLUG, ELEC UOC:FGK	1
2	PAOZZ	81349	M39029/57-356	CONTACT, ELECTRICAL UOC:FGK	13
3	XBOZZ	20309	ES-D-221579-17	MARKER BAND UOC:FGK	1
4	XBOZZ	20309	ES-D-221579-15	MARKER BAND UOC:FGK	1
5	PAOZZ	06090	D142-52	SPLICE, CONDUCTOR UOC:FGK	1
				END OF FIGURE	



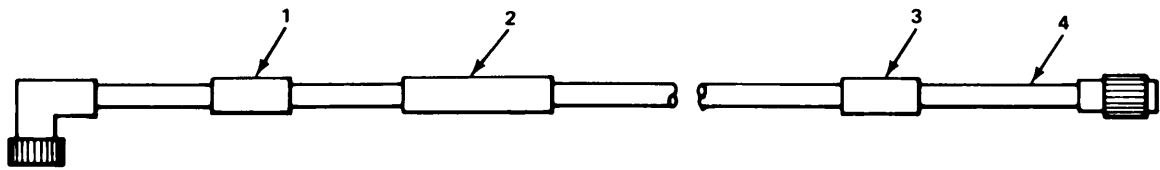
EL3ES197

Figure 132. Radio Frequency Cable Assembly.

## SECTION II

TM11-1520-210-20P

(1) ITEM NO	(2) SMR CODE	(3) FSCM	(4) PART NUMBER	(5) DESCRIPTION AND USABLE ON CODE (UOC)	(6) QTY
				GROUP 05060203 RADIO FREQUENCY CABLE ASSEMBLY	
				FIGURE 132	
1	XBOZZ	20309	ES-D-221579-2	MARKER BAND UOC:FGK	1
2	XBOZZ	20309	ES-D-221579-11	MARKER BAND UOC:FGK	1
3	XBOZZ	20309	ES-D-221579-1	MARKER BAND UOC:FGK	1
4	XBOZZ	11556	1538-8547-5	CABLE ASSY,RF UOC:FGK	1
				END OF FIGURE	



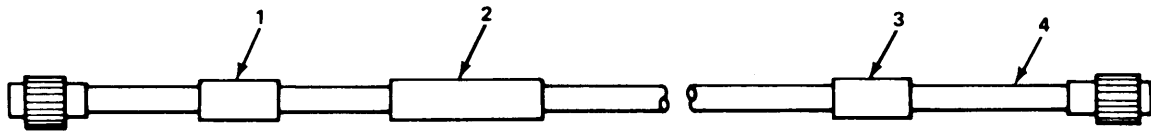
EL3ES198

Figure 133. Radio Frequency Cable Assembly.

## SECTION II

TM11-1520-210-20P

(1)	(2)	(3)	(4)	(5)	(6)
ITEM	SMR		PART		
NO	CODE	FSCM	NUMBER	DESCRIPTION AND USABLE ON CODE (UOC)	QTY
				GROUP 05060204 RADIO FREQUENCY CABLE ASSEMBLY	
				FIGURE 133	
1	XBOZZ	20309	ES-D-221579-2	MARKER BAND UOC:FGK	1
2	XBOZZ	20309	ES-D-221579-20	MARKER BAND UOC:FGK	1
3	XBOZZ	20309	ES-D-221579-1	MARKER BAND UOC:FGK	1
4	XBOZZ	11556	1538-8547-6	CABLE ASSY,RF UOC:FGK	1
				END OF FIGURE	



EL3ES199

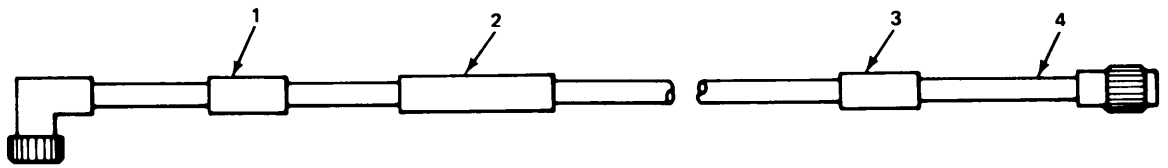
Figure 134. Radio Frequency Cable Assembly.



## SECTION II

TM11-1520-210-20P

(1)	(2)	(3)	(4)	(5)	(6)
ITEM	SMR		PART		
NO	CODE	FSCM	NUMBER	DESCRIPTION AND USABLE ON CODE (UOC)	QTY
				GROUP 05060205 RADIO FREQUENCY CABLE ASSEMBLY	
				FIGURE 134	
1	XBOZZ	20309	ES-D-221579-2	MARKER BAND UOC:FGK	1
2	XBOZZ	20309	ES-D-221579-12	MARKER BAND UOC:FGK	1
3	XBOZZ	20309	ES-D-221579-1	MARKER BAND UOC:FGK	1
4	XBOZZ	11556	1538-8547-4	CABLE ASSY,RF UOC:FGK	1
				END OF FIGURE	



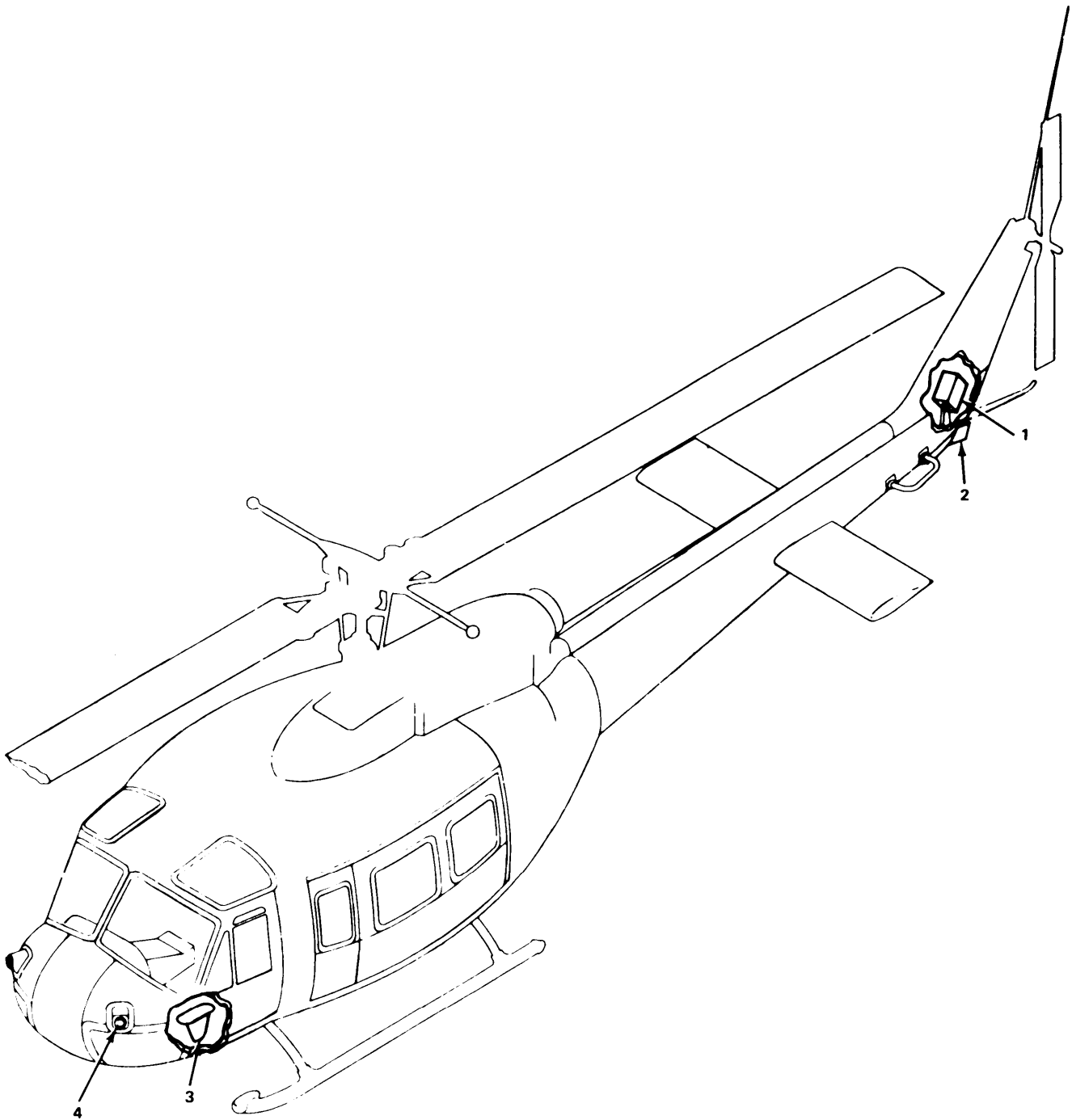
EL3ES200

Figure 135. Radio Frequency Cable Assembly.

## SECTION II

TM11-1520-210-20P

(1)	(2)	(3)	(4)	(5)	(6)
ITEM	SMR		PART		
NO	CODE	FSCM	NUMBER	DESCRIPTION AND USABLE ON CODE (UOC)	QTY
				GROUP 05060206 RADIO FREQUENCY CABLE ASSEMBLY	
				FIGURE 135	
1	XBOZZ	20309	ES-D-221579-2	MARKER BAND UOC:FGK	1
2	XBOZZ	20309	ES-D-221579-21	MARKER BAND UOC:FGK	1
3	XBOZZ	20309	ES-D-221579-1	MARKER BAND UOC:FGK	1
4	XBOZZ	11556	1538-8547-6	CABLE ASSY,RF UOC:FGK	1
				END OF FIGURE	



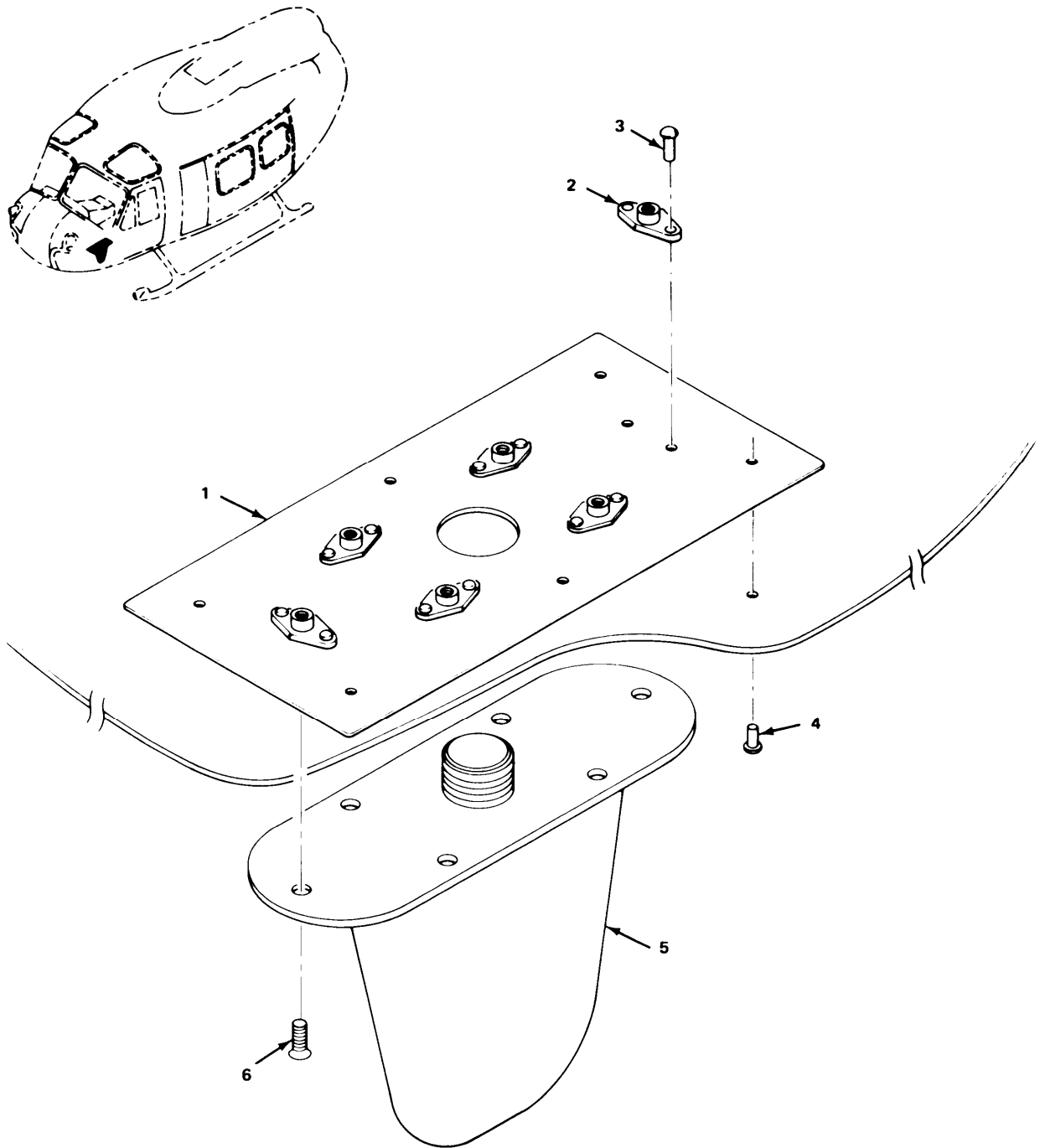
EL3ES20I

Figure 136. APR-39(V) Installation.

## SECTION II

TM11-1520-210-20P

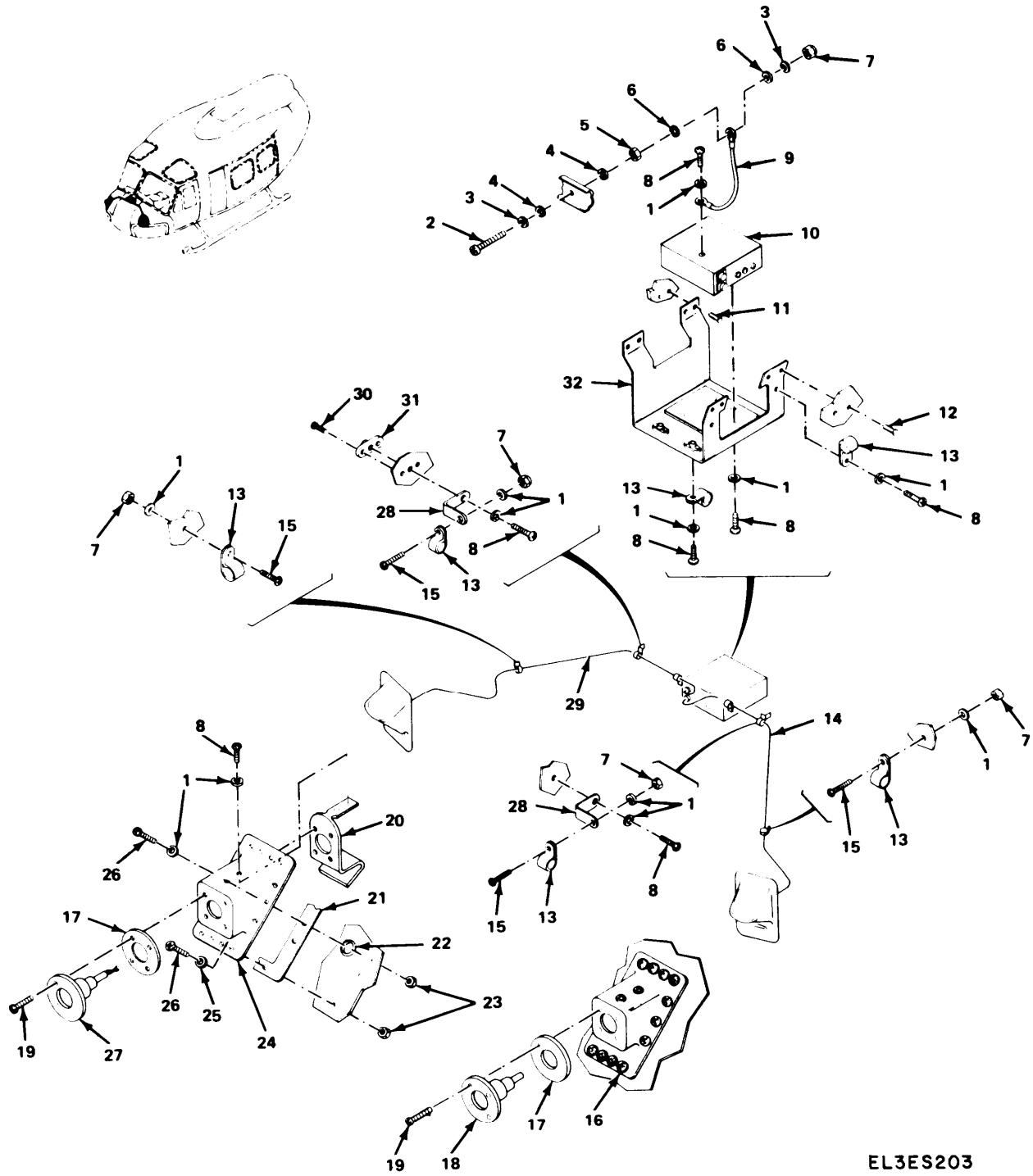
(1) ITEM NO	(2) SMR CODE	(3) FSCM	(4) PART NUMBER	(5) DESCRIPTION AND USABLE ON CODE (UOC)	(6) QTY
GROUP 0507 APR-39(V) INSTALLATION					
FIGURE 136					
1	XCOOO	20309	ES-F-220310	RECEIVER INSTL /SEE FIGURE 140/ UOC:FGK	1
2	XCOOO	20309	ES-F-220109	ANTENNA INSTL,AFT /SEE FIGURE 142/ UOC:FGK	1
3	XCOOO	20309	ES-D-220111	ANTENNA INSTL /SEE FIGURE 137/ UOC:FGK	1
4	XCOOO	20309	ES-F-220294	ANT/RCVR INSTL /SEE FIGURE 138/ UOC:FGK	1
END OF FIGURE					



EL3ES202

Figure 137. Antenna Installation.

SECTION II		TM11-1520-210-20P			
(1)	(2)	(3)	(4)	(5)	(6)
ITEM	SMR		PART		
NO	CODE	FSCM	NUMBER	DESCRIPTION AND USABLE ON CODE (UOC)	QTY
				GROUP 050701 ANTENNA INSTALLATION	
				FIGURE 137	
1	XBOZZ	20309	ES-B-213081	PLATE,STRUCT UOC:FGK	1
2	PAOZZ	96906	MS21075L06	NUT,SELF-LOCKING,PL UOC:FGK	6
3	PAOZZ	96906	MS20426AD3-5-5	RIVET,SOLID UOC:FGK	12
4	PAOZZ	88044	AN470AD3-3	RIVET,SOLID UOC:FGK	6
5	PAOZZ	80058	AS-2890/APR-39(V )	ANTENNA UOC:FGK	1
6	PAOZZ	96906	MS24693-27	SCREW,MACHINE UOC:FGK	6
				END OF FIGURE	



EL3ES203

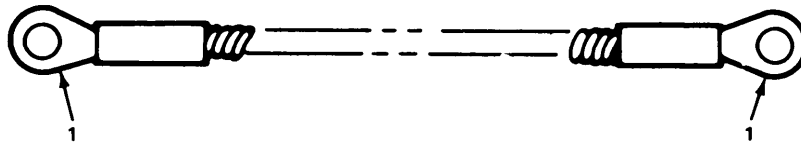
Figure 138. Antenna/Receiver Installation.



SECTION II		TM11-1520-210-20P			
(1)	(2)	(3)	(4)	(5)	(6)
ITEM	SMR		PART		
NO	CODE	FSCM	NUMBER	DESCRIPTION AND USABLE ON CODE (UOC)	QTY
				GROUP 050702 ANTENNA/RECEIVER INSTALLATION	
				FIGURE 138	
1	PAOZZ	88044	AN960PD10L	WASHER, FLAT UOC:FGK	24
2	PAOZZ	96906	MS35207-266	SCREW, MACHINE UOC:FGK	1
3	PAOZZ	96906	MS35338-43	WASHER, LOCK UOC:FGK	2
4	PAOZZ	88044	AN960D10	WASHER, FLAT UOC:FGK	2
5	POAZZ	96906	MS35650-302	NUT, PLAIN, HEXAGON UOC:FGK	1
6	PAOZZ	88044	AN960-10L	WASHER, FLAT UOC:FGK	2
7	PAOZZ	96906	MS21044N3	NUT, SELF-LOCKING, HE UOC:FGK	5
8	PAOZZ	96906	MS35207-261	SCREW, MACHINE UOC:FGK	14
9	XBOOO	20309	ES-B-220309-2	CABLE, ASSY, SP /SEE FIGURE 139/ UOC:FGK	1
10	PAOLL	80058	R-1838/APR-39(V)	RECEIVER, RADAR UOC:FGK	1
11	PAOZZ	96906	MS20470AD6-7	RIVET, SOLID UOC:FGK	2
12	PAOZZ	96906	MS20470AD4-5	RIVET, SOLID UOC:FGK	4
13	PAOZZ	96906	MS21919DG3	CLAMP, LOOP UOC:FGK	8
14	XBOZZ	07145	AE-4144-B	CABLE ASSY, RF UOC:FGK	1
15	PAOZZ	96906	MS35207-263	SCREW, MACHINE UOC:FGK	4
16	PAOZZ	20309	ES-D-212999-1	FAIRING ANTENNA UOC:FGK	1
17	XBOZZ	20309	ES-C-220318	SPACER, ANTENNA UOC:FGK	2
18	PAOZZ	80058	AS-2891/APR-39(V)	ANTENNA, RIGHT SPIRA UOC:FGK	1
19	PAOZZ	96906	MS24693-S31	SCREW, MACHINE UOC:FGK	8
20	PAOZZ	20309	ES-D-213000	BRACKET, ANTENNA UOC:FGK	2
21	PAOZZ	20309	ES-C-213074	GASKET ANTENNA UOC:FGK	2
22	PAOZZ	96906	MS35489-38	GROMMET, NONMETALLIC UOC:FGK	2
23	PAOZZ	96906	MS21044D3	NUT, SELF-LOCKING, HE UOC:FGK	28

SECTION II					
(1)	(2)	(3)	TM11-1520-210-20P (4)	(5)	(6)
ITEM	SMR		PART		
NO	CODE	FSCM	NUMBER	DESCRIPTION AND USABLE ON CODE (UOC)	QTY
24	PAOZZ	20309	ES-D-212999-2	FAIRING ANTENNA UOC:FGK	1
25	PAOZZ	88044	AN960PD10	WASHER, FLAT UOC:FGK	22
26	POAZZ	88044	AN525D10R10	SCREW, MACHINE UOC:FGK	28
27	PAOZZ	80058	AS-2892/APR-39(V )	ANTENNA, LEFT SPIRAL UOC:FGK	1
28	PAOZZ	88044	AN743-12	BRACKET, ANGLE UOC:FGK	2
29	XBOZZ	07145	AE-4144-A	CABLE ASSY, RF UOC:FGK	1
30	PAOZZ	96906	MS20470AD3-4	RIVET, SOLID UOC:FGK	2
31	PAOZZ	96906	MS21047L3	NUT, SELF-LOCKING, PL UOC:FGK	1
32	XBOZZ	20309	ES-F-220104	MOUNT ASSY UOC:FGK	1
END OF FIGURE					





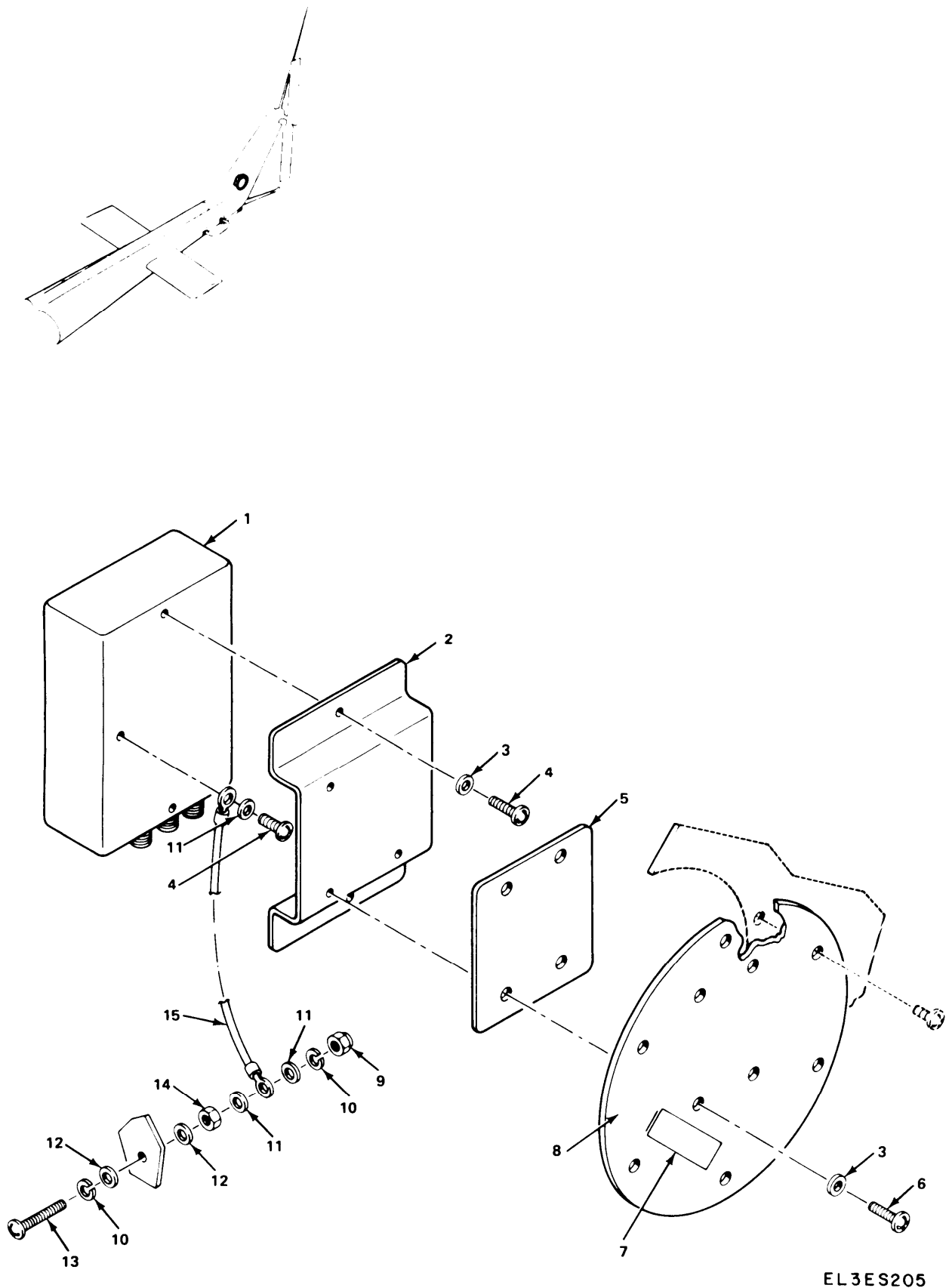
EL3ES204

Figure 139. Special Purpose Cable Assembly.

## SECTION II

TM11-1520-210-20P

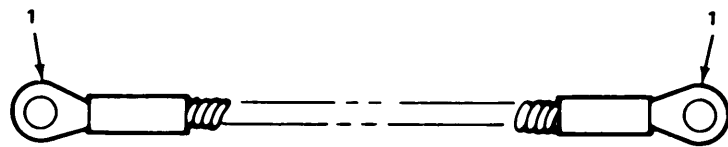
(1)	(2)	(3)	(4)	(5)	(6)
ITEM	SMR		PART		
NO	CODE	FSCM	NUMBER	DESCRIPTION AND USABLE ON CODE (UOC)	QTY
				GROUP 05070201 SPECIAL PURPOSE CABLE ASSEMBLY	
				FIGURE 139	
1	PAOZZ	96906	MS25036-112	TERMINAL, LUG UOC:FGK	2
				END OF FIGURE	



EL3ES205

Figure 140. Receiver Installation.

SECTION II			TM11-1520-210-20P		
(1)	(2)	(3)	(4)	(5)	(6)
ITEM	SMR		PART		
NO	CODE	FSCM	NUMBER	DESCRIPTION AND USABLE ON CODE (UOC)	QTY
				GROUP 050703 RECEIVER INSTALLATION	
				FIGURE 140	
1	PAOLL	80058	R-1838/APR-39(V)	RECEIVER,RADAR UOC:FGK	1
2	XBOZZ	20309	ES-C-220105	MOUNT,RECEIVER UOC:FGK	1
3	PAOZZ	88044	AN960PD10L	WASHER,FLAT UOC:FGK	6
4	PAOZZ	96906	MS35207-261	SCREW,MACHINE UOC:FGK	3
5	XBOZZ	20309	ES-B-220103	PLATE,STRUCT UOC:FGK	1
6	PAOZZ	96906	MS35207-263	SCREW,MACHINE UOC:FGK	4
7	XBOZZ	20309	ES-B-220374	DECAL UOC:FGK	1
8	XBOZZ	20309	ES-C-221217	PLATE,INSPECTION UOC:FGK	1
9	PAOZZ	96906	MS21044N3	NUT,SELF-LOCKING,HE UOC:FGK	1
10	PAOZZ	96906	MS35338-43	WASHER,LOCK UOC:FGK	2
11	PAOZZ	88044	AN960-10L	WASHER,FLAT UOC:FGK	3
12	PAOZZ	88044	AN960D10	WASHER,FLAT UOC:FGK	2
13	PAOZZ	96906	MS35207-266	SCREW,MACHINE UOC:FGK	1
14	PAOZZ	96906	MS35650-302	NUT,PLAIN,HEXAGON UOC:FGK	1
15	XBOOO	20309	ES-B-220309-2	CABLE ASSY,SP /SEE FIGURE 141/ UOC:FGK	1
				END OF FIGURE	



EL3ES206

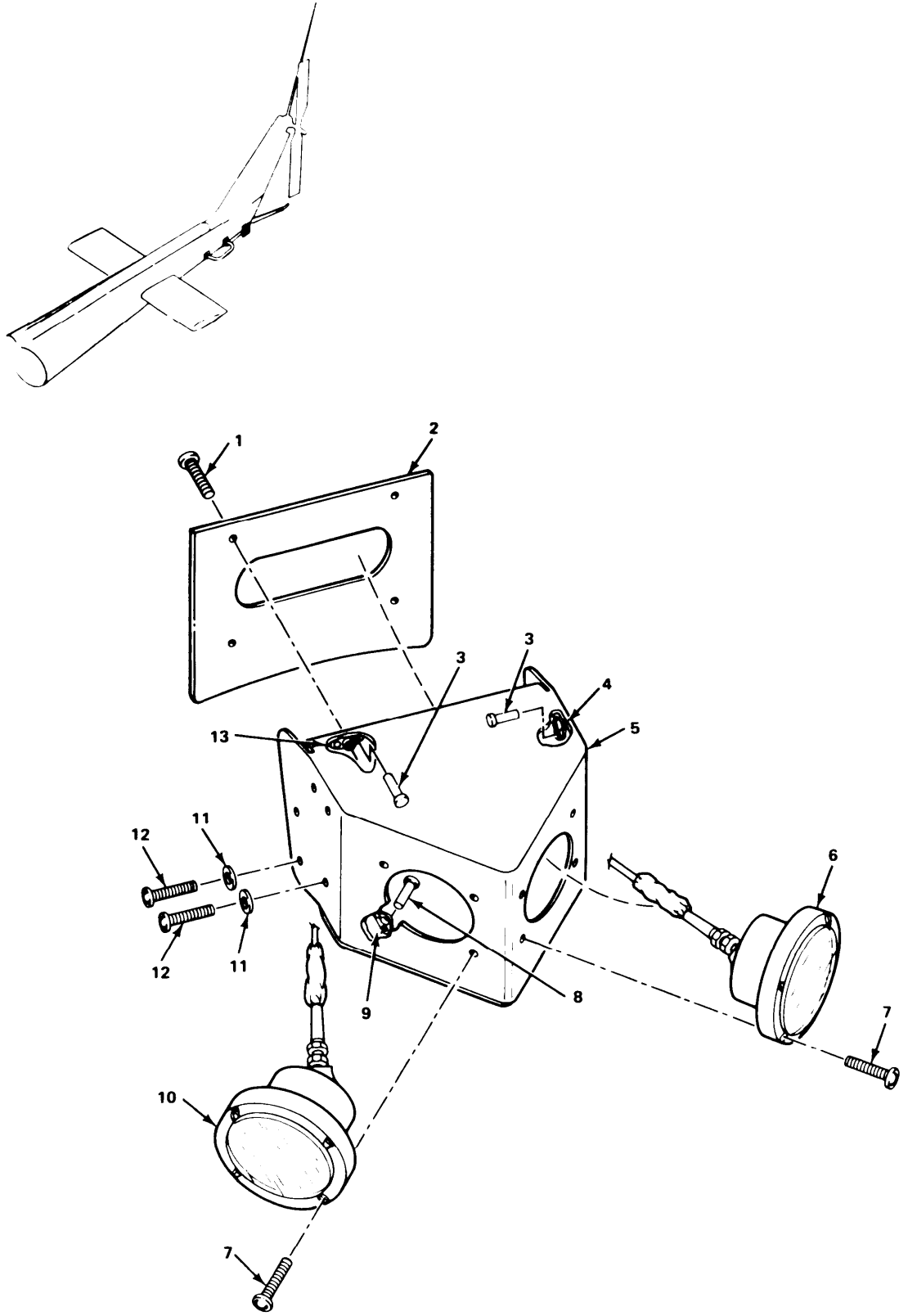
Figure 141. Special Purpose Cable Assembly.



SECTION II

TM11-1520-210-20P

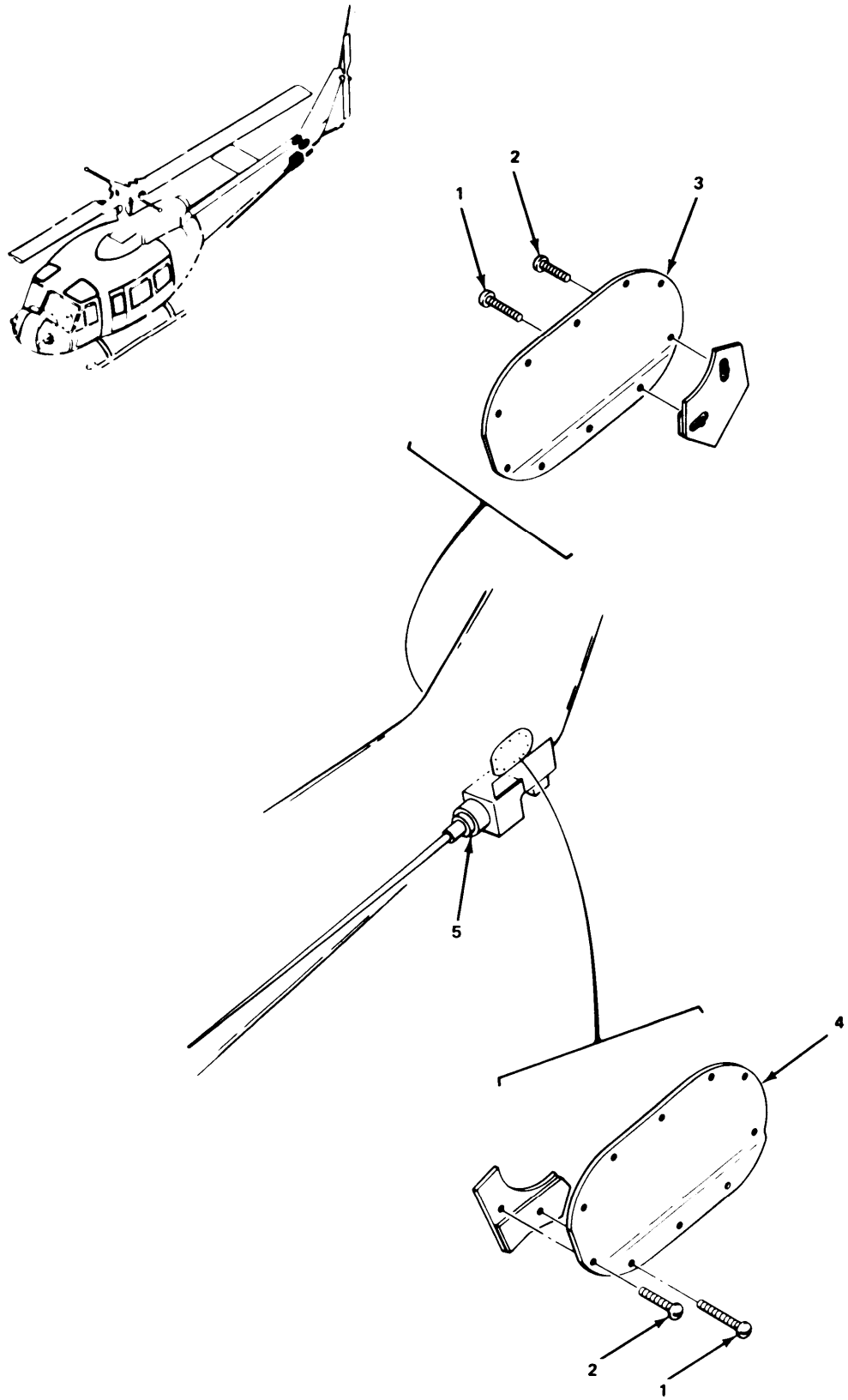
(1)	(2)	(3)	(4)	(5)	(6)
ITEM	SMR		PART		
NO	CODE	FSCM	NUMBER	DESCRIPTION AND USABLE ON CODE (UOC)	QTY
				GROUP 05070302 SPECIAL PURPOSE CABLE ASSEMBLY	
				FIGURE 141	
1	PAOZZ	96906	MS25036-112	TERMINAL, LUG UOC:FGK	2
				END OF FIGURE	



EL3ES207

Figure 142. Aft Antenna Installation.

SECTION II			TM11-1520-210-20P		
(1)	(2)	(3)	(4)	(5)	(6)
ITEM	SMR		PART		
NO	CODE	FSCM	NUMBER	DESCRIPTION AND USABLE ON CODE (UOC)	QTY
				GROUP 050704 AFT ANTENNA INSTALLATION	
				FIGURE 142	
1	PAOZZ	96906	MS24693-S26	SCREW, MACHINE UOC:FGK	4
2	XBOZZ	20309	ES-C-220107	PLATE, ANTENNA UOC:FGK	1
3	PAOZZ	96906	MS20426AD3-6	RIVET, SOLID UOC:FGK	20
4	PAOZZ	96906	MS21075L08	NUT, SELF-LOCKING, PL UOC:FGK	6
5	PAOZZ	20309	ES-F-220106	SUPPORT, ANTENNA UOC:FGK	1
6	PAOZZ	80058	AS-2892/APR-39(V )	ANTENNA, LEFT SPIRAL UOC:FGK	1
7	PAOZZ	96906	MS24693-29B	SCREW, MACHINE UOC:FGK	8
8	PAOZZ	96906	MS20426AD3-4	RIVET, SOLID UOC:FGK	16
9	PAOZZ	96906	MS21073L06	NUT, SELF-LOCKING, PL UOC:FGK	8
10	PAOZZ	80058	AS-2891/APR-39(V )	ANTENNA, RIGHT SPIRA UOC:FGK	1
11	PAOZZ	88044	AN960PD8L	WASHER, FLAT UOC:FGK	6
12	PAOZZ	96906	MS35206-244	SCREW, MACHINE UOC:FGK	6
13	PAOZZ	96906	MS21075L06	NUT, SELF-LOCKING, PL UOC:FGK	4
				END OF FIGURE	



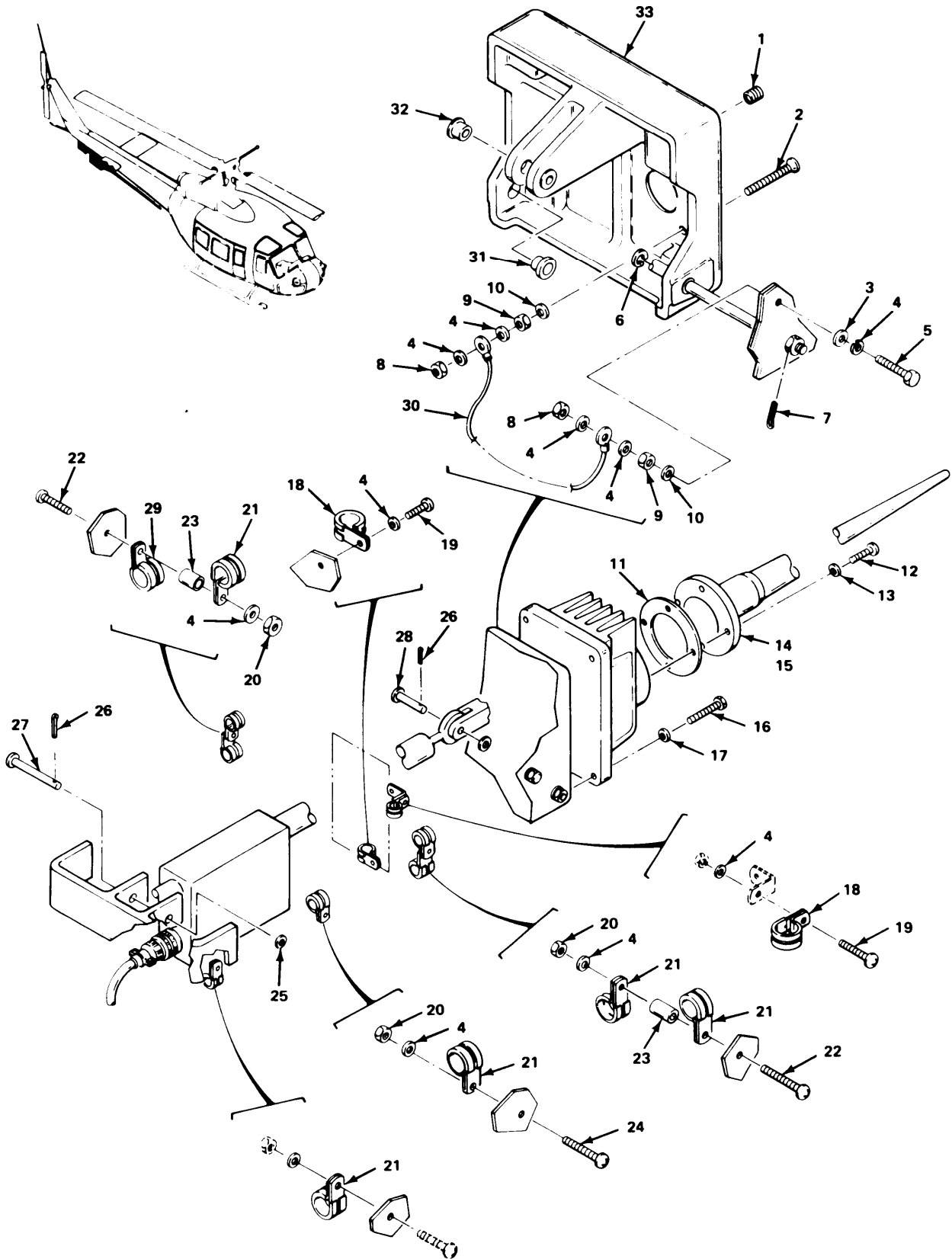
EL3ES208

Figure 143. AN/TLQ-17A Installation.

## SECTION II

TM11-1520-210-20P

(1) ITEM NO	(2) SMR CODE	(3) FSCM	(4) PART NUMBER	(5) DESCRIPTION AND USABLE ON CODE (UOC)	(6) QTY
GROUP 0508 AN/TLQ-17A INSTALLATION					
FIGURE 143					
1	XBOZZ	88044	AN525-10R9	SCREW,MACHINE UOC:FGK	6
2	PAOZZ	96906	MS27039-1-08	SCREW,MACHINE UOC:FGK	14
3	XBOZZ	20309	ES-C-220127-2	COVER,ACCESS UOC:FGK	1
4	XBOZZ	20309	ES-C-220127-1	COVER,ACCESS UOC:FGK	1
5	XCOOD	80058	OE-330/ALQ-151	ANTENNA GROUP /SEE FIGURE 144/ UOC:FGK	1
END OF FIGURE					



EL3ES209

Figure 144. Antenna Group.

SECTION II			TM11-1520-210-20P		
(1)	(2)	(3)	(4)	(5)	(6)
ITEM	SMR		PART		
NO	CODE	FSCM	NUMBER	DESCRIPTION AND USABLE ON CODE (UOC)	QTY
				GROUP 050801 ANTENNA GROUP	
				FIGURE 144	
1	PAOZZ	96906	MS124735	INSERT, SCREW THREAD UOC:FGK	4
2	PADZZ	96906	MS24693-S53	SCREW, MACHINE UOC:FGK	1
3	PAOZZ	88044	AN960-10L	WASHER, FLAT UOC:FGK	10
4	PAOZZ	96906	MS35338-100	WASHER, LOCK UOC:FGK	1
5	PAOZZ	88044	AN3-5A	BOLT, MACHINE UOC:FGK	1
6	PAOZZ	96906	MS16634-4031	RING, RETAINING UOC:FGK	2
7	PAOZZ	96906	MS24665-153	PIN, COTTER UOC:FGK	2
8	PAOZZ	96906	MS21083N3	NUT, SELF-LOCKING, HE UOC:FGK	2
9	PAOZZ	96906	MS35650-302	NUT, PLAIN, HEXAGON UOC:FGK	2
10	PAOZZ	96906	MS35333-73	WASHER, LOCK UOC:FGK	2
11	PAOZZ	58257	10-506-317	GASKET UOC:FGK	1
12	PAOZZ	96906	MS35276-265	SCREW, MACHINE UOC:FGK	4
13	PAOZZ	06424	0770-9	WASHER, FLAT UOC:FGK	4
14	PAOZZ	80058	AS-3381/ARQ-33	ANTENNA UOC:FGK	1
15	PAOZZ	80058	CU-2245/ARQ-33	COUPLER, ANTENNA UOC:FGK	1
16	PAOZZ	80205	NAS1303-7H	BOLT, SHEAR UOC:FGK	4
17	PAOZZ	06424	0770-9	WASHER, FLAT UOC:FGK	4
18	PAOZZ	96906	MS21919DG3	CLAMP, LOOP UOC:FGK	2
19	PAOZZ	96906	MS35206-263	SCREW, MACHINE UOC:FGK	2
20	PAOZZ	96906	MS21044N3	NUT, SELF-LOCKING, HE UOC:FGK	3
21	PAOZZ	96906	MS21919DG6	CLAMP, LOOP UOC:FGK	5
22	PADZZ	80205	NAS517-3-8	SCREW, MACHINE UOC:FGK	2
23	PAOZZ	80205	NAS43DD3-20	SPACER, SLEEVE UOC:FGK	2
24	PAOZZ	80205	NAS517-3-3	SCREW, MACHINE	1

SECTION II			TM11-1520-210-20P		
(1)	(2)	(3)	(4)	(5)	(6)
ITEM	SMR		PART		
NO	CODE	FSCM	NUMBER	DESCRIPTION AND USABLE ON CODE (UOC)	QTY
				UOC:FGK	
25	PAOZZ	96906	MS15795-809	WASHER,FLAT	2
				UOC:FGK	
26	PAOZZ	96906	MS24665-300	PIN,COTTER	2
				UOC:FGK	
27	PAOZZ	20309	ES-B-220215-4	PIN CLEVIS	1
				UOC:FGK	
28	PAOZZ	20309	ES-B-220215-3	PIN CLEVIS	1
				UOC:FGK	
29	PAOZZ	96906	MS21919DG4	CLAMP,LOOP	1
				UOC:FGK	
30	XBOOO	20309	ES-B-220309-1	CABLE ASSY,SP /SEE FIGURE 145/	1
				UOC:FGK	
31	PAOZZ	20309	ES-B-220447	BUSHING,SLEEVE	2
				UOC:FGK	
32	PAOZZ	20309	ES-B-212806-2	BUSHING,SLEEVE	2
				UOC:FGK	
33	PAOZZ	20309	ES-F-220141	BRACKET MOUNTING	1
				UOC:FGK	
				END OF FIGURE	





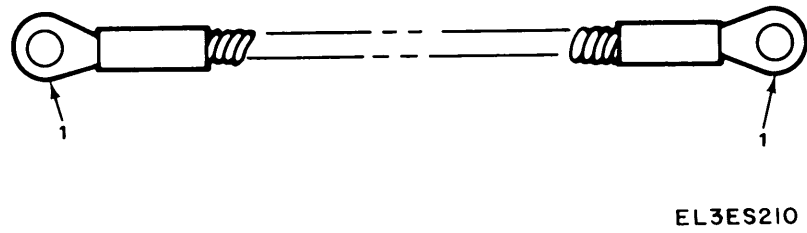
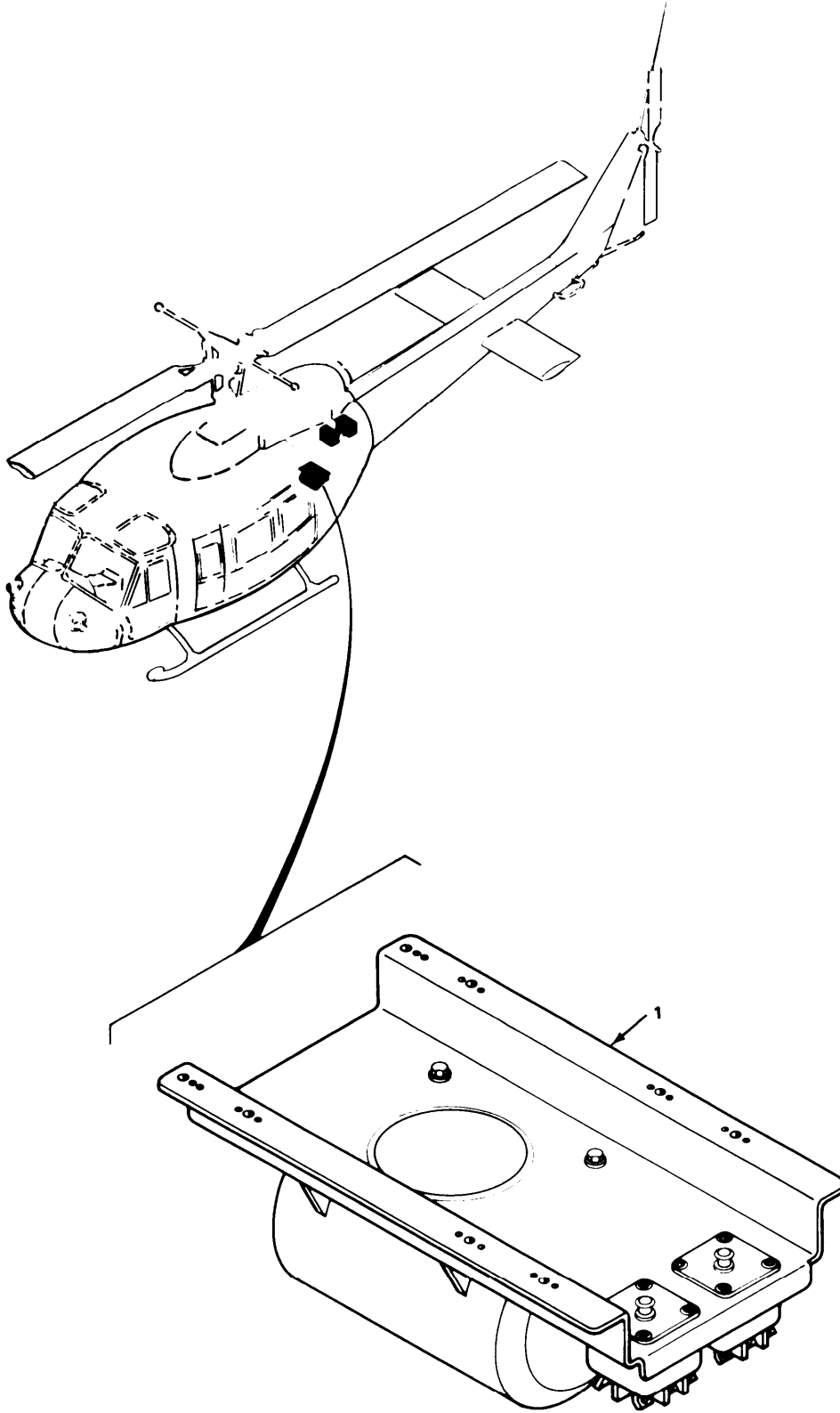


Figure 145. Special Purpose Cable Assembly.

## SECTION II

TM11-1520-210-20P

(1)	(2)	(3)	(4)	(5)	(6)
ITEM	SMR		PART		
NO	CODE	FSCM	NUMBER	DESCRIPTION AND USABLE ON CODE (UOC)	QTY
				GROUP 05080101 SPECIAL PURPOSE CABLE ASSEMBLY	
				FIGURE 145	
1	PAOZZ	96906	MS25036-112	TERMINAL, LUG UOC:FGK	2
				END OF FIGURE	



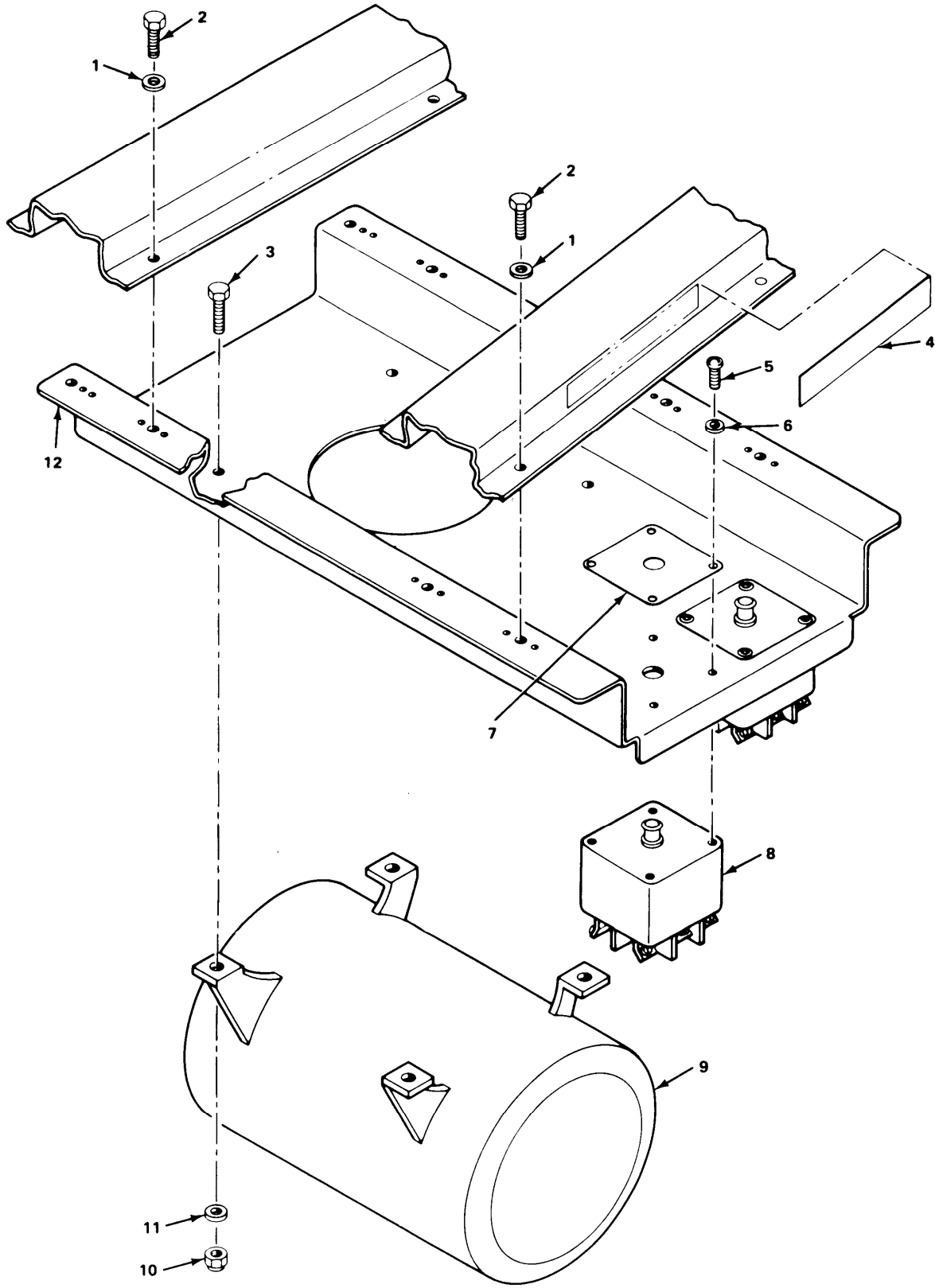
EL3ES211

Figure 146. AN/ALQ-144 Installation.

SECTION II

TM11-1520-210-20P

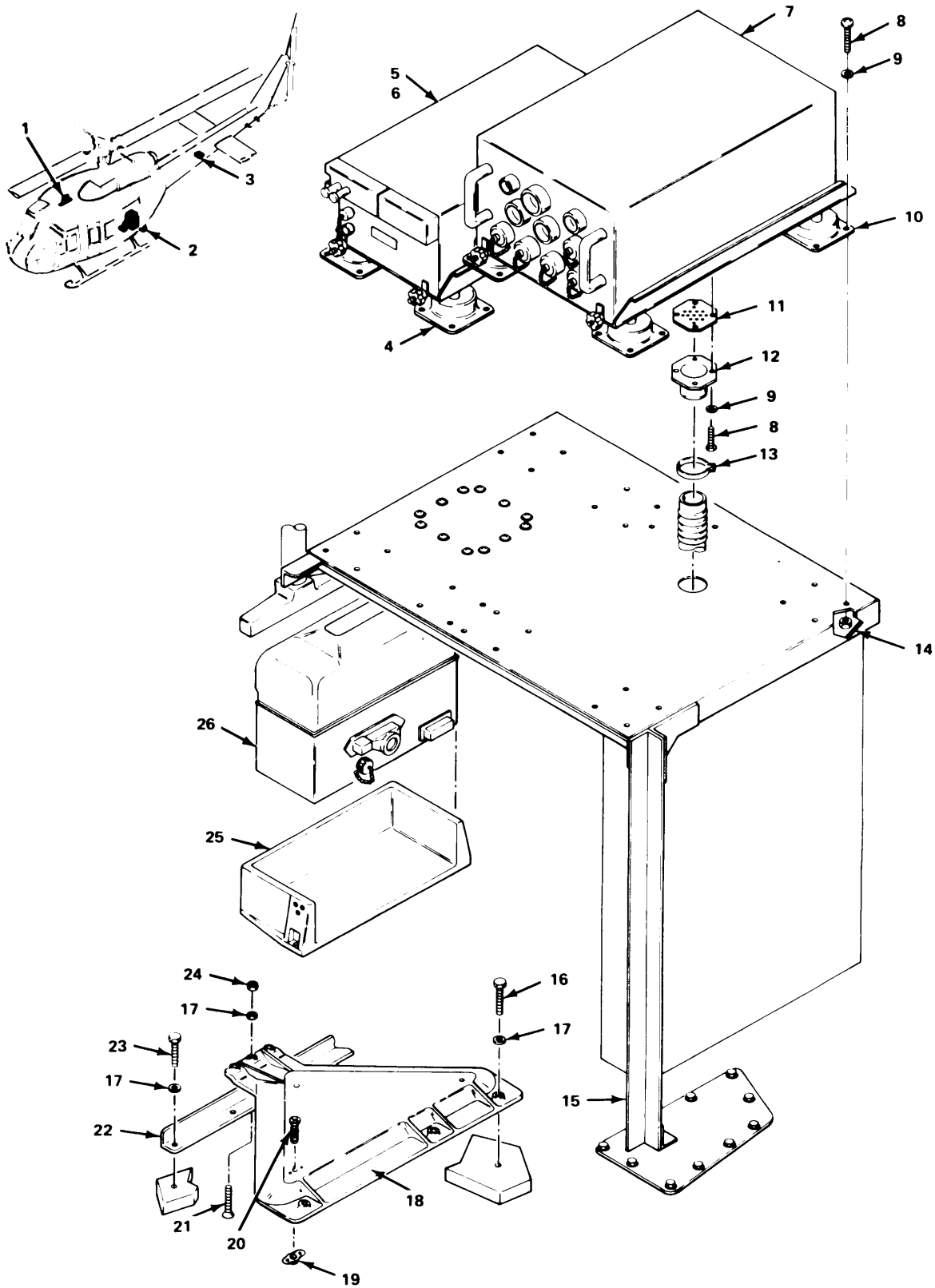
(1)	(2)	(3)	(4)	(5)	(6)
ITEM	SMR		PART		
NO	CODE	FSCM	NUMBER	DESCRIPTION AND USABLE ON CODE (UOC)	QTY
				GROUP 0509 AN/ALQ-144 INSTALLATION	
				FIGURE 146	
1	XCOOO	20309	ES-F-221543	BRACKET INSTL /SEE FIGURE 147/ UOC:FGK	1
				END OF FIGURE	



EL3ES212

Figure 147. Bracket Installation.

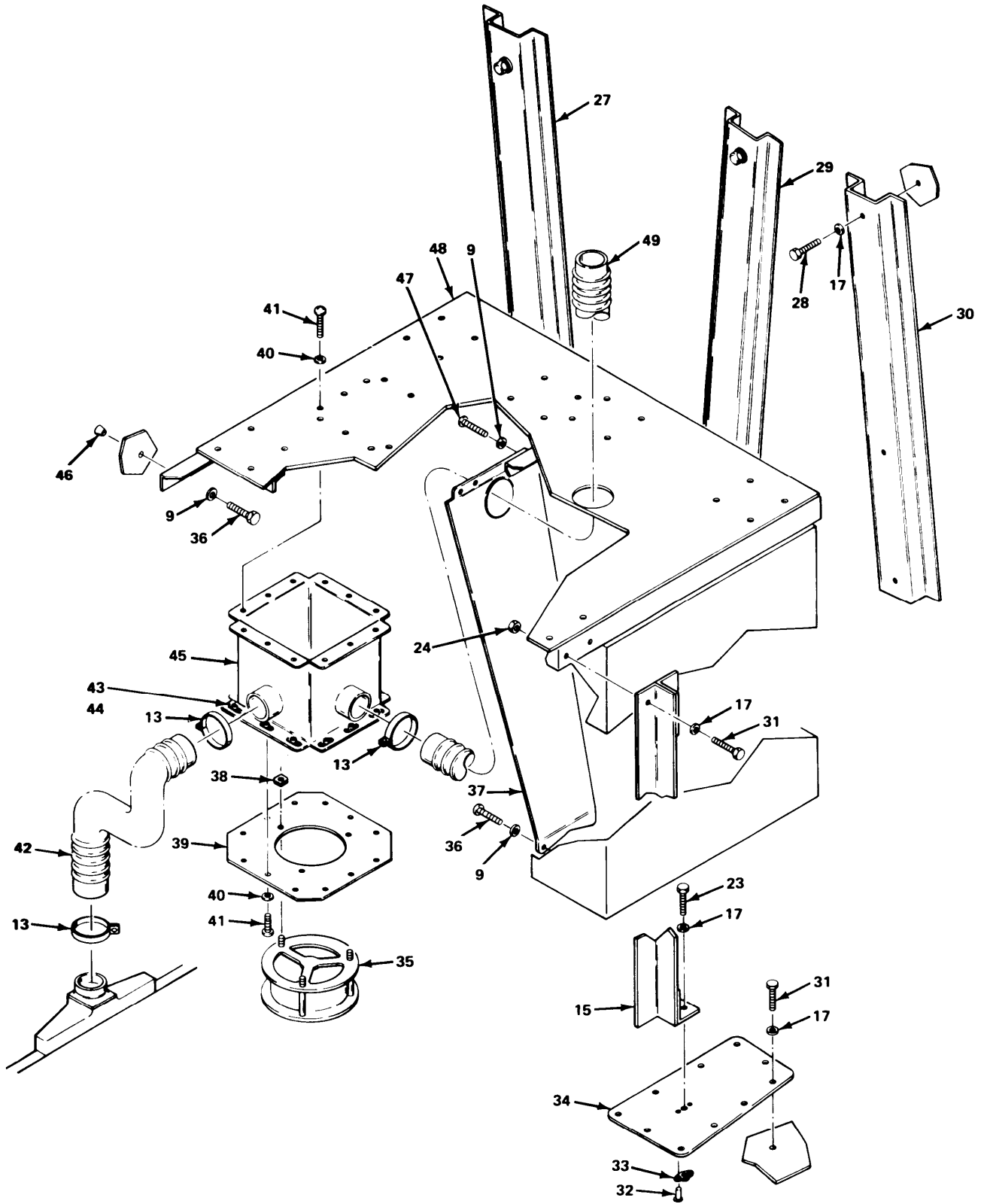
SECTION II		TM11-1520-210-20P			
(1)	(2)	(3)	(4)	(5)	(6)
ITEM	SMR		PART		
NO	CODE	FSCM	NUMBER	DESCRIPTION AND USABLE ON CODE (UOC)	QTY
				GROUP 050901 BRACKET INSTALLATION	
				FIGURE 147	
1	PAOZZ	96906	MS27183-8	WASHER, FLAT UOC:FGK	8
2	PAOZZ	88044	AN3-5	BOLT, MACHINE UOC:FGK	8
3	PAOZZ	88044	AN4H5	BOLT, MACHINE UOC:FGK	4
4	XBOZZ	20309	ES-B-221546	DECAL UOC:FGK	1
5	PAOZZ	96906	MS51957-29	SCREW, MACHINE UOC:FGK	4
6	PAOZZ	96906	MS27183-5	WASHER, FLAT UOC:FGK	4
7	XBOZZ	20309	ES-C-221545-1	PLATE, IDENT UOC:FGK	1
8	PAOZZ	96906	MS21984-10	CIRCUIT BREAKER UOC:FGK	1
9	PAOZZ	96906	MS17976-2	POWER SUPPLY UOC:FGK	1
10	PAOZZ	96906	MS21044N4	NUT, SELF-LOCKING, HE UOC:FGK	4
11	PAOZZ	96906	MS27183-10	WASHER, FLAT UOC:FGK	4
12	XBOZZ	20309	ES-D-221544	BRACKET, ASSY UOC:FGK	1
				END OF FIGURE	



EL3ES213

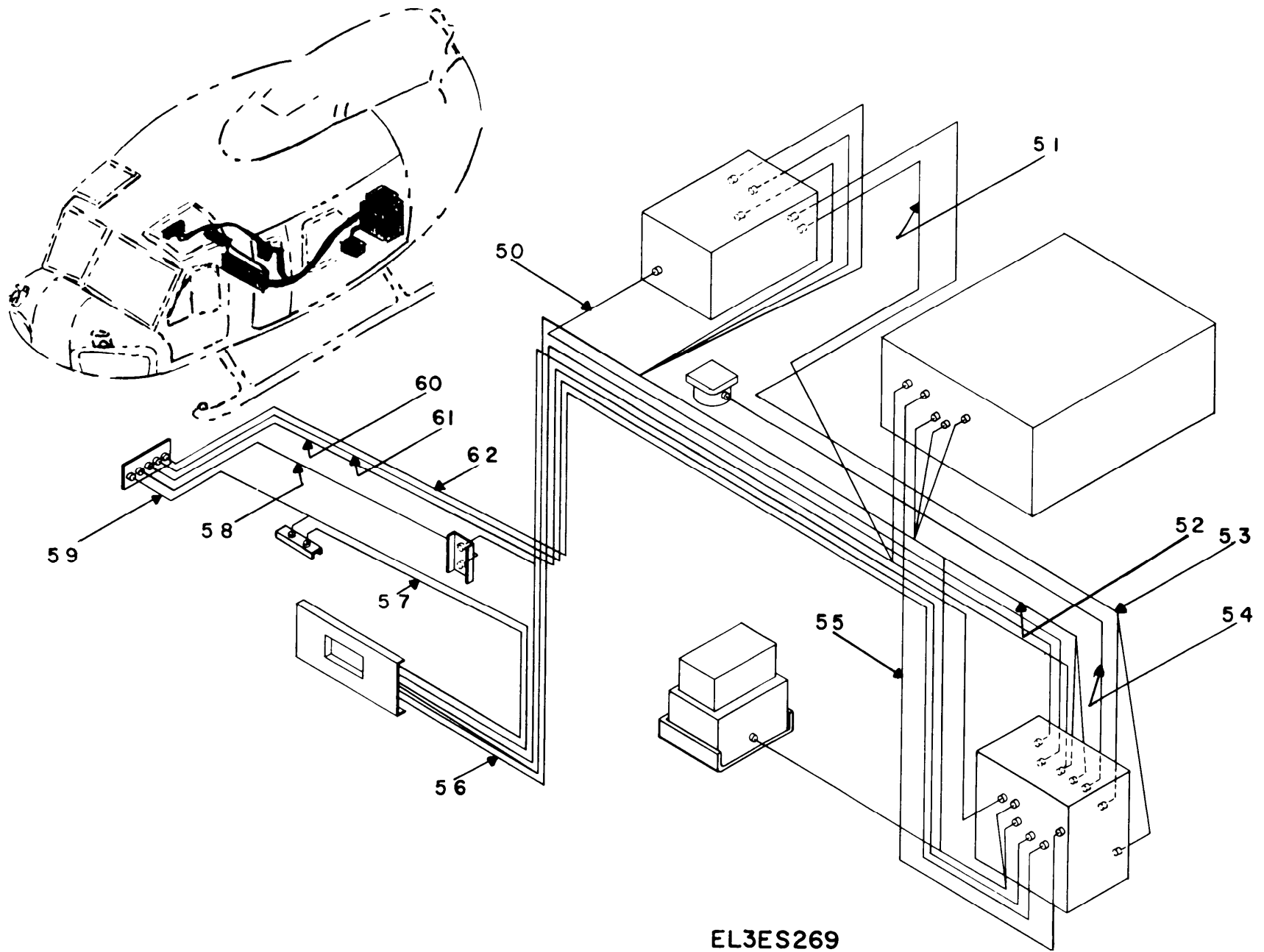
Figure 148. ASN-86/ARN-103 Installation (Sheet 1 of 3).





EL3ES214

Figure 148. ASN-86/ARN-103 Installation (Sheet 2 of 3).



**EL3ES269**

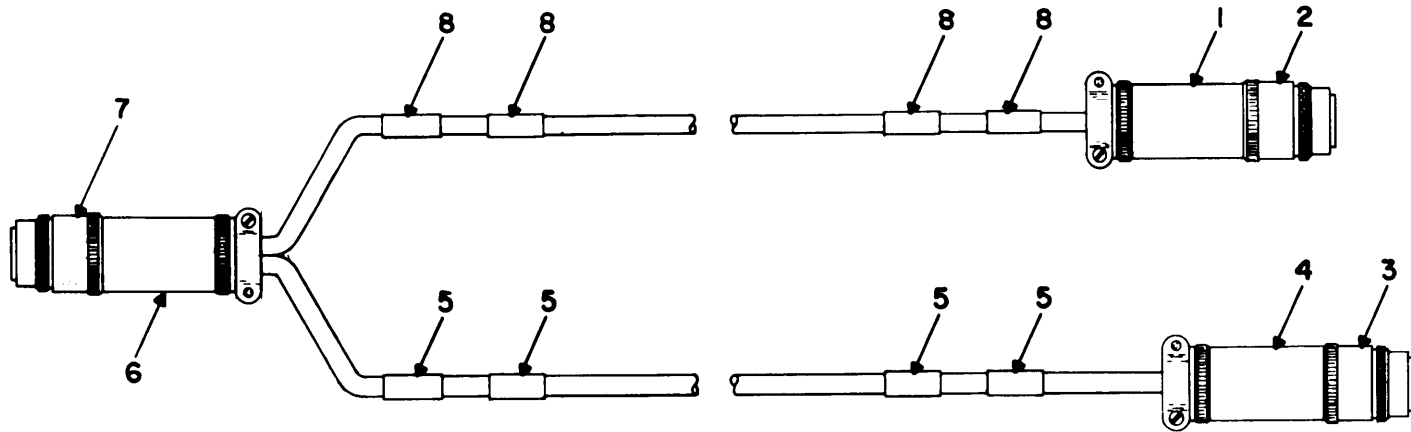
Figure 148. ASN-86/ARN-103 Installation (Sheet 3 of 3)

SECTION II			TM11-1520-210-20P		
(1)	(2)	(3)	(4)	(5)	(6)
ITEM	SMR		PART		
NO	CODE	FSCM	NUMBER	DESCRIPTION AND USABLE ON CODE (UOC)	QTY
				GROUP 0510 ASN-86/ARN-103 INSTALLATION	
				FIGURE 148	
1	XCOOO	20309	ES-D-221557	ANTENNA INSTL, TOP /SEE FIGURE 149/ UOC:FGK	1
2	XCOOO	20309	ES-D-221556	ANTENNA INSTL,BOT /SEE FIGURE 150/ UOC:FGK	1
3	XCOOO	20309	ES-F-221526	HDG REF INSTL /SEE FIGURE 151/ UOC:FGK	1
4	PAOZZ	80058	MT-4411/ARN-103( V)	MOUNTING BASE,ELECT UOC:FGK	1
5	PAODD	80058	RT-1057/ARN-103( V)	RECEIVER-TRANSMITTE UOC:FGK	1
6	PAODD	80058	CV-2924(P)/ARN-1 03(V)	CONVERTER,SIGNAL DA UOC:FGK	1
7	PAODD	80058	CP-941/ASN-86	COMPUTER,NAVIGATION UOC:FGK	1
8	PAOZZ	96906	MS51958-64	SCREW,MACHINE UOC:FGK	36
9	PAOZZ	96906	MS27183-8	WASHER,FLAT UOC:FGK	78
10	PBODD	80058	MT-4075/ASN-86	MOUNTING BASE,NAVIG UOC:FGK	1
11	XBOZZ	20309	ES-B-221727	SCREEN,AIR TUBE UOC:FGK	1
12	XBOZZ	20309	ES-C-221726	CONN,AIR TUBE UOC:FGK	1
13	PAOZZ	96906	MS35842-13	CLAMP,HOSE UOC:FGK	4
14	PAOZZ	96906	MS21044N3	NUT,SELF-LOCKING,HE UOC:FGK	34
15	PAOZZ	20309	ES-D-213922	SUPPORT ASSEMBLY UOC:FGK	1
16	PAOZZ	88044	AN4CH6	BOLT,MACHINE UOC:FGK	3
17	PAOZZ	96906	MS27183-10	WASHER,FLAT UOC:FGK	28
18	PAOZZ	20309	ES-D-213931	PLATE MOUNTING UOC:FGK	1
19	PAOZZ	96906	MS21078-4	NUT,SELF-LOCKING,PL UOC:FGK	3
20	PAOZZ	96906	MS20426AD3-8	RIVET,SOLID UOC:FGK	6
21	PAOZZ	96906	MS24693-C295	SCREW,MACHINE UOC:FGK	2
22	XBOZZ	20309	ES-C-213933	BRACKET,ANGLE UOC:FGK	1
23	PAOZZ	88044	AN4C-10	BOLT,MACHINE UOC:FGK	6

SECTION II			TM11-1520-210-20P		
(1)	(2)	(3)	(4)	(5)	(6)
ITEM	SMR		PART		
NO	CODE	FSCM	NUMBER	DESCRIPTION AND USABLE ON CODE (UOC)	QTY
24	PAOZZ	96906	MS20365-428	NUT, SELF-LOCKING, HE UOC:FGK	4
25	PAODD	80058	MT-4447/ASN-86	MOUNT, GYRO STABILI UOC:FGK	1
26	PAODD	80058	MX-8123/ASN-86	PLATFORM, GYRO STABI UOC:FGK	1
27	PAOZZ	20309	ES-D-213929-3	BASE MOUNTING UOC:FGK	1
28	PAOZZ	88044	AN4CH13	BOLT, MACHINE UOC:FGK	6
29	PAOZZ	20309	ES-D-213929-2	BASE MOUNTING UOC:FGK	1
30	PAOZZ	20309	ES-D-213929-1	BASE MOUNTING UOC:FGK	1
31	PAOZZ	88044	AN4C-5	BOLT, MACHINE UOC:FGK	8
32	PAOZZ	96906	MS20426AD3-5	RIVET, SOLID UOC:FGK	2
33	PAOZZ	96906	MS21078-4	NUT, SELF-LOCKING, PL UOC:FGK	1
34	PAOZZ	20309	ES-C-213928	PLATE STRUCTURE UOC:FGK	1
35	PAOZZ	81349	M23071-8-001	FAN, TUBEAXIAL UOC:FGK	1
36	PAOZZ	88044	AN3C-5	SCREW, MACHINE UOC:FGK	4
37	XBOZZ	20309	ES-D-221730	BRACKET UOC:FGK	1
38	PAOZZ	82877	14015	CLAMP, RIM CLENCHING UOC:FGK	3
39	XBOZZ	20309	ES-C-221499	PLATE, STRUCT VOC:FGK	1
40	PAOZZ	96906	MS27183-5	WASHER, FLAT UOC:FGK	48
41	PAOZZ	96906	MS51957-30	SCREW, MACHINE UOC:FGK	48
42	PAOZZ	80205	NAS1375A08CE072	DUCT, AIR, FLEX UOC:FGK	1
43	PAOZZ	96906	MS20426AD3-4	RIVET, SOLID UOC:FGK	48
44	PAOZZ	96906	MS21048L06	NUT, SELF-LOCKING, PL UOC:FGK	24
45	PAOZZ	20309	ES-D-221498	PLENUM ASSEMBLY UOC:FGK	1
46	PAOZZ	29372	604-D4-74-70	FASTENER UOC:FGK	2
47	PAOZZ	88044	AN3C-7	BOLT, MACHINE UOC:FGK	2
48	XBOZZ	20309	ES-D-213925	BRACKET UOC:FGK	1
49	PAOZZ	80205	NAS1375A08CE060	DUCT, AIR, FLEX UOC:FGK	1

SECTION II			TM11-1520-210-20P		
(1)	(2)	(3)	(4)	(5)	(6)
ITEM	SMR		PART		
NO	CODE	FSCM	NUMBER	DESCRIPTION AND USABLE ON CODE (UOC)	QTY
50	XB000	57958	5066231-1	CABLE ASSY UOC:FGK	1
51	XB000	57958	5066192	CABLE ASSY UOC:FGK	1
52	XB000	57958	5066190	CABLE ASSY UOC:FGK	1
53	XB000	57958	5066186	CABLE ASSY UOC:FGK	1
54	XB000	57958	5066194	CABLE ASSY UOC:FGK	1
55	XB000	57958	5066188	CABLE ASSY UOC:FGK	1
56	XB000	57958	5066231-2	CABLE ASSY UOC:FGK	1
57	XB000	57958	5066182	CABLE ASSY UOC:FGK	1
58	XB000	57958	5066184	CABLE ASSY UOC:FGK	1
59	XB000	57958	5066174	CABLE ASSY UOC:FGK	1
60	XB000	57958	5066180	CABLE ASSY UOC:FGK	1
61	XB000	57958	5066178	CABLE ASSY UOC:FGK	1
62	XB000	57958	5066176	CABLE ASSY UOC:FGK	1

END OF FIGURE



EL3ES256

Figure 148A. Cable Assembly

SECTION II			TM11-1520-210-20P		
(1)	(2)	(3)	(4)	(5)	(6)
ITEM	SMR		PART		
NO	CODE	FSCM	NUMBER	DESCRIPTION AND USABLE ON CODE (UOC)	QTY
				GROUP 0510A CABLE ASSEMBLY	
				FIGURE 148A	
1	PAOZZ	506190	06-14D03C2F	ADAPTER,CABLE CLAMP UOC:FGK	1
2	PAOZZ	96906	MS27484T14F15P	CONNECTOR,PLUG,ELEC UOC:FGK	1
3	PAOZZ	96906	MS27484T12F3S	CONN,PLUG,ELEC UOC:FGK	1
4	PAOZZ	50619	06-12D02C2F	ADAPTER,CA-CONN UOC:FGK	1
5	PAOZZ	06090	TMS1/4	BAND,MARKER UOC:FGK	4
6	PAOZZ	50619	06-16D03C2F	ADAPTER,CABLE CLAMP UOC:FGK	1
7	PAOZZ	96906	MS27484T16F26S	CONNECTOR,PLUG,ELEC UOC:FGK	1
8	PAOZZ	06090	TMS1/2	BAND,MARKER UOC:FGK	4
				END OF FIGURE	

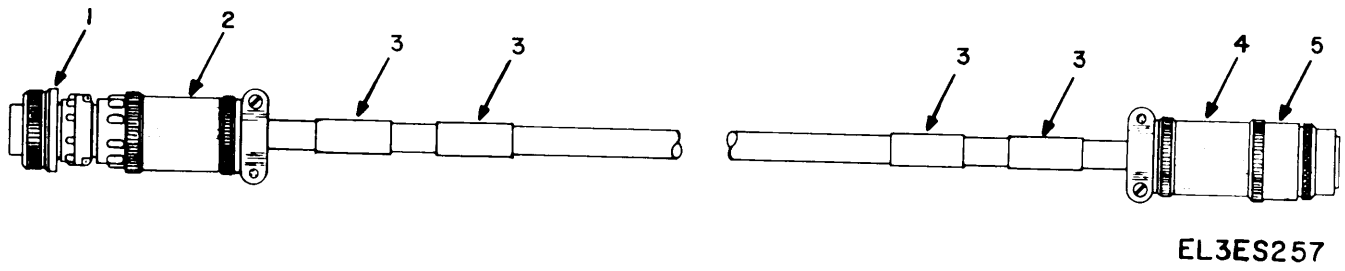


Figure 148B. Cable Assembly



SECTION II		TM11-1520-210-20P			
(1)	(2)	(3)	(4)	(5)	(6)
ITEM	SMR		PART		
NO	CODE	FSCM	NUMBER	DESCRIPTION AND USABLE ON CODE (UOC)	QTY
				GROUP 0510B CABLE ASSEMBLY	
				FIGURE 148B	
1	PAOZZ	96906	MS3106R16S-1S	CONNECTOR, PLUG, ELEC UOC:FGK	1
2	PAOZZ	50619	01C16D03C2E	ADAPTER, CA-CONN UOC:FGK	1
3	PAOZZ	06090	TMS1/2	BAND, MARKER UOC:FGK	4
4	PAOZZ	50619	06-16D04C2F	ADAPTER, CABLE CLAMP UOC:FGK	1
5	PAOZZ	96906	MS27484T16F8P	CONNECTOR, PLUG, ELEC UOC:FGK	1
				END OF FIGURE	

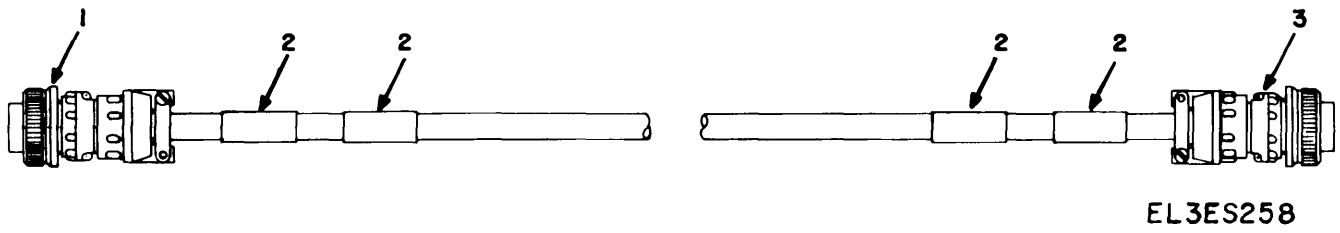


Figure 148C. Cable Assembly

## SECTION II

TM11-1520-210-20P

(1)	(2)	(3)	(4)	(5)	(6)
ITEM	SMR		PART		
NO	CODE	FSCM	NUMBER	DESCRIPTION AND USABLE ON CODE (UOC)	QTY
				GROUP 0510C CABLE ASSEMBLY	
				FIGURE 148C	
1	PAOZZ	96906	MS3106R20-14S	CONNECTOR, PLUG, ELEC UOC:FGK	1
2	PAOZZ	06090	TMS1/2	BAND, MARKER UOC:FGK	4
3	PAOZZ	96906	MS3106R20-14P	CONNECTOR, PLUG, ELEC UOC:FGK	1
				END OF FIGURE	

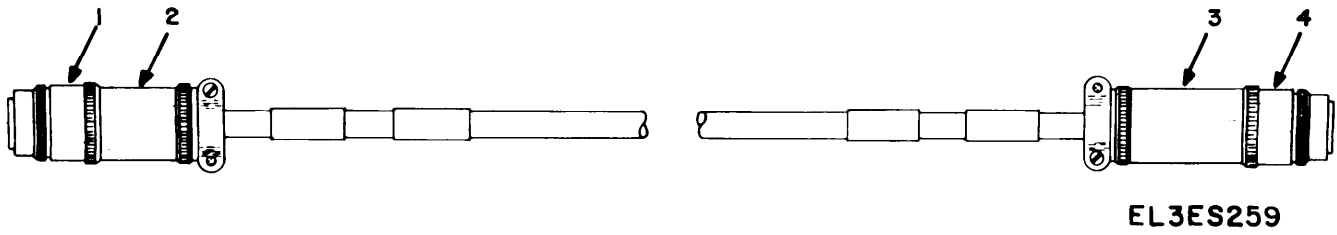


Figure 148D. Cable Assembly

## SECTION II

TM11-1520-210-20P

(1)	(2)	(3)	(4)	(5)	(6)
ITEM	SMR		PART		
NO	CODE	FSCM	NUMBER	DESCRIPTION AND USABLE ON CODE (UOC)	QTY
				GROUP 0510D CABLE ASSEMBLY	
				FIGURE 148D	
1	PAOZZ	96906	MS27484T16F35S	CONNECTOR, PLUG, ELEC UOC:FGK	1
2	PAOZZ	50619	06-16D05C2F	ADAPTER, CABLE CLAMP UOC:FGK	1
3	PAOZZ	50619	06-18D05C2F	ADAPTER, CABLE CLAMP UOC:FGK	1
4	PAOZZ	96906	MS27484T18F32P	CONNECTOR, PLUG, ELEC UOC:FGK	1

END OF FIGURE

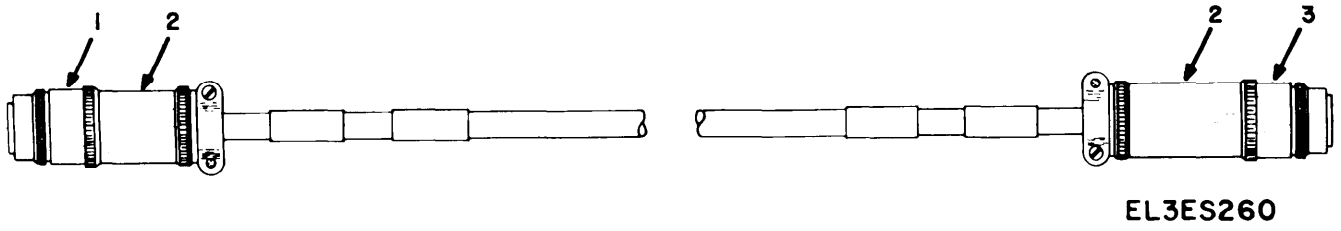


Figure 148E. Cable Assembly

## SECTION II

TM11-1520-210-20P

(1)	(2)	(3)	(4)	(5)	(6)
ITEM	SMR		PART		
NO	CODE	FSCM	NUMBER	DESCRIPTION AND USABLE ON CODE (UOC)	QTY
				GROUP 0510E CABLE ASSEMBLY	
				FIGURE 148E	
1	PAOZZ	96906	MS27484T18F32P	CONNECTOR, PLUG, ELEC UOC:FGK	1
2	PAOZZ	50619	06-18D05C2F	ADAPTER, CABLE CLAMP UOC:FGK	2
3	PAOZZ	96906	MS27484T18F32S	CONNECTOR, PLUG, ELEC UOC:FGK	1
				END OF FIGURE	

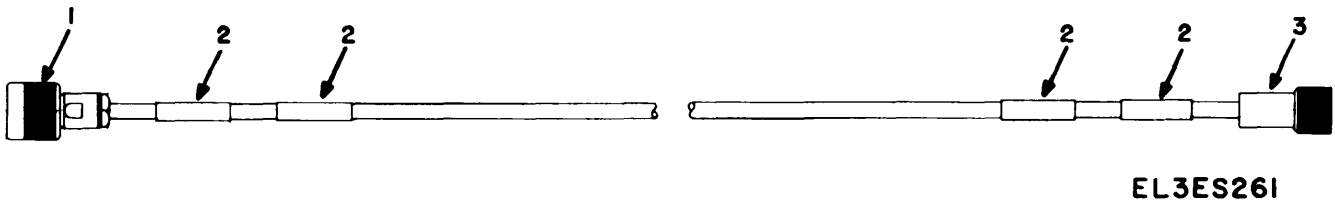


Figure 148F. Cable Assembly



## SECTION II

TM11-1520-210-20P

(1)	(2)	(3)	(4)	(5)	(6)
ITEM	SMR	FSCM	PART	DESCRIPTION AND USABLE ON CODE (UOC)	QTY
NO	CODE		NUMBER		
				GROUP 0510F CABLE ASSEMBLY	
				FIGURE 148F	
1	PAOZZ	80058	UG-536C/U	CONNECTOR, PLUG, ELEC UOC:FGK	1
2	PAOZZ	06090	TMS1/4	BAND, MARKER UOC:FGK	4
3	PAOZZ	81349	M39012/26-0101	CONNECTOR, PLUG, ELEC UOC:FGK	1
				END OF FIGURE	

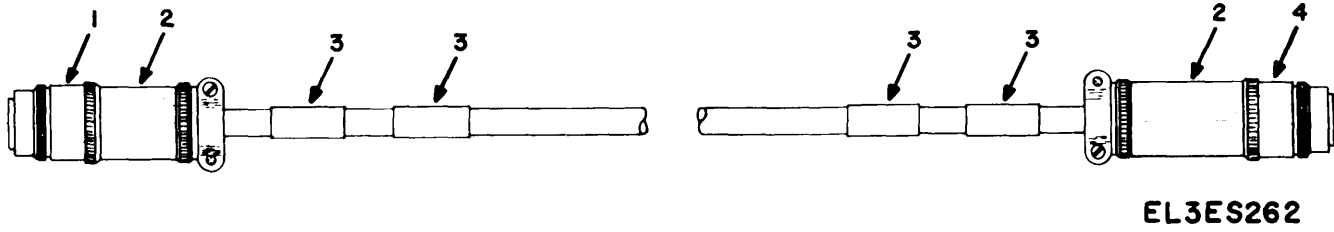


Figure 148G. Cable Assembly

## SECTION II

TM11-1520-210-20P

(1) ITEM NO	(2) SMR CODE	(3) FSCM	(4) PART NUMBER	(5) DESCRIPTION AND USABLE ON CODE (UOC)	(6) QTY
				GROUP 0510G CABLE ASSEMBLY	
				FIGURE 148G	
1	PAOZZ	96906	MS27484T14F5P	CONNECTOR, PLUG, ELEC UOC:FGK	1
2	PAOZZ	50619	06-14D03C2F	ADAPTER, CABLE CLAMP UOC:FGK	2
3	PAOZZ	06090	TMS1/2	BAND, MARKER UOC:FGK	4
4	PAOZZ	96906	MS27484T14F5S	CONNECTOR, PLUG, ELEC UOC:FGK	1

END OF FIGURE

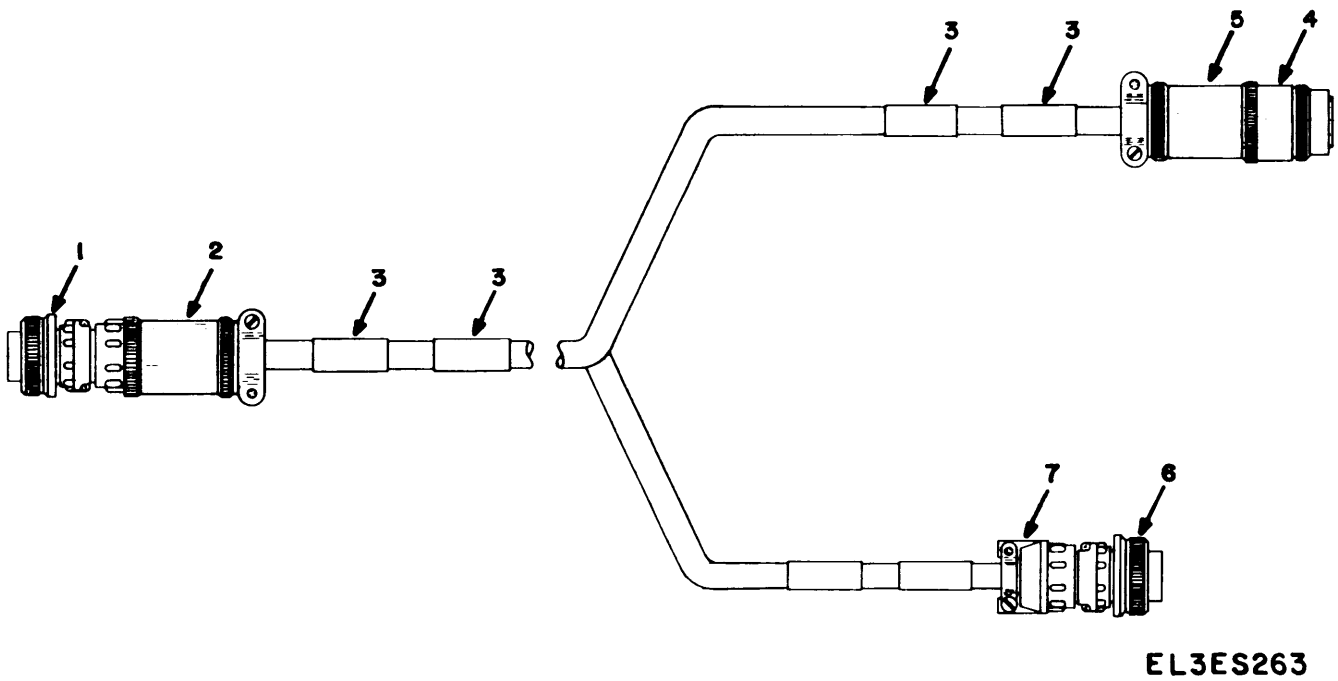


Figure 148H. Cable Assembly

SECTION II		TM11-1520-210-20P			
(1)	(2)	(3)	(4)	(5)	(6)
ITEM	SMR		PART		
NO	CODE	FSCM	NUMBER	DESCRIPTION AND USABLE ON CODE (UOC)	QTY
				GROUP 0510H CABLE ASSEMBLY	
				FIGURE 148H	
1	PAOZZ	96906	MS3106A18-9SC	CONNECTOR, PLUG, ELEC UOC:FGK	1
2	PAOZZ	50619	01C18D04C2E	ADAPTER, CA-CONN UOC:FGK	1
3	PAOZZ	06090	TMS1/2	BAND, MARKER UOC:FGK	4
4	PAOZZ	96906	MS27484T14F5PA	CONNECTOR, PLUG, ELEC UOC:FGK	1
5	PAOZZ	50619	06-14D04C2F	ADAPTER, CABLE CLAMP UOC:FGK	1
6	PAOZZ	96906	MS3106A10SL3S	CONNECTOR, PLUG, ELEC UOC:FGK	1
7	PAOZZ	96906	MS3057-4AC	CLAMP, CABLE UOC:FGK	1
8	PAOZZ	06090	TMS1/4	BAND, MARKER UOC:FGK	2
				END OF FIGURE	

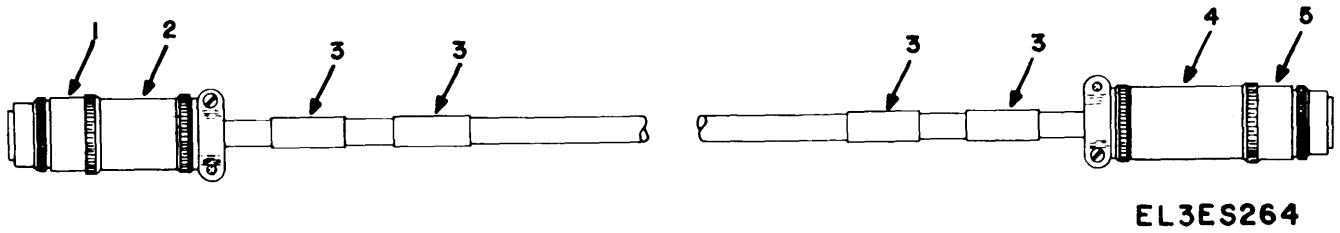
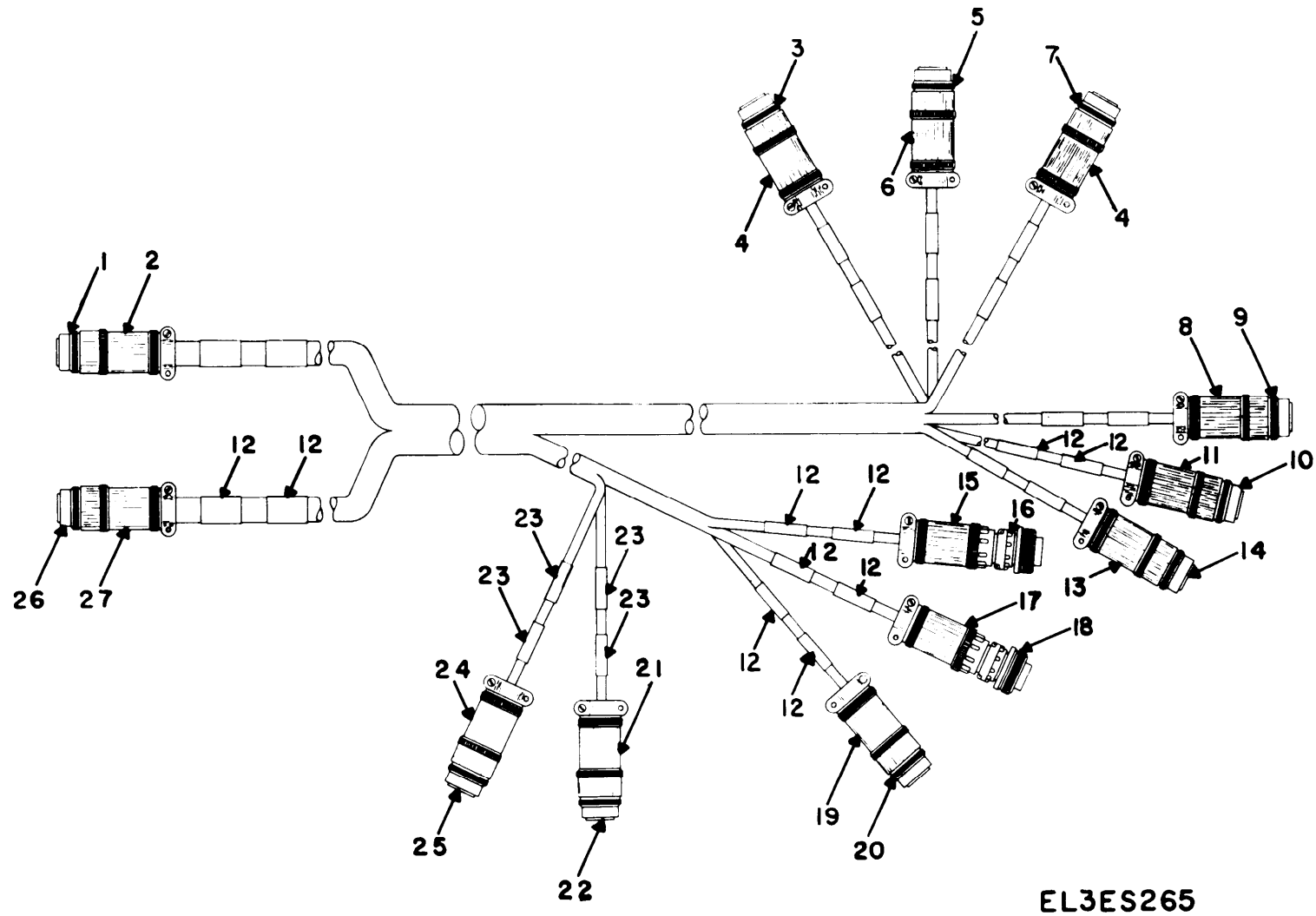


Figure 148I. Cable Assembly

SECTION II					
(1)	(2)	(3)	TM11-1520-210-20P (4)	(5)	(6)
ITEM	SMR		PART		
NO	CODE	FSCM	NUMBER	DESCRIPTION AND USABLE ON CODE (UOC)	QTY
				GROUP 0510I CABLE ASSEMBLY	
				FIGURE 148I	
1	PAOZZ	96906	MS27484T20F16P	CONNECTOR, PLUG, ELEC UOC:FGK	1
2	PAOZZ	50619	06-20D04C2F	ADAPTER, CABLE CLAMP UOC:FGK	1
3	PAOZZ	06090	TMS1/2	BAND, MARKER UOC:FGK	4
4	PAOZZ	50619	06-22D04C2F	CLAMP, CABLE UOC:FGK	1
5	PAOZZ	96906	MS27484T22F21S	CONNECTOR, PLUG, ELEC UOC:FGK	1
				END OF FIGURE	



TM11-1520-210-20P

Figure 148J. Cable Assembly



SECTION II			TM11-1520-210-20P		
(1)	(2)	(3)	(4)	(5)	(6)
ITEM	SMR		PART		
NO	CODE	FSCM	NUMBER	DESCRIPTION AND USABLE ON CODE (UOC)	QTY
				GROUP 0510J CABLE ASSEMBLY	
				FIGURE 148J	
1	PAOZZ	96906	MS27484T24F61P	CONNECTOR, PLUG, ELEC UOC: FGK	1
2	PAOZZ	50619	06-24D07C2F	ADAPTER, CABLE CLAMP UOC: FGK	1
3	PAOZZ	96906	MS27484T22F2PC	CONN, PLUG, ELECT UOC: FGK	1
4	PAOZZ	50619	06-22D06C2F	ADAPTER, CABLE CLAMP UOC: FGK	2
5	PAOZZ	96906	MS27484T22F2PB	CONN, PLUG, ELECT UOC: FGK	1
6	PAOZZ	50619	06-22D05C2F	ADAPTER, CABLE CLAMP UOC: FGK	1
7	PAOZZ	96906	MS27484T22F2P	CONNECTOR, PLUG, ELEC UOC: FGK	1
8	PAOZZ	50619	06-22D08C2F	CLAMP, CABLE UOC: FGK	1
9	PAOZZ	96906	MS27484T22F2S	CONNECTOR, PLUG, ELEC UOC: FGK	1
10	PAOZZ	96906	MS27484T18F32PA	CONNECTOR, PLUG, ELEC UOC: FGK	1
11	PAOZZ	50619	06-18D04C2F	ADAPTER, CABLE CLAMP UOC: FGK	1
12	PAOZZ	06090	TMS1/2	BAND, MARKER UOC: FGK	10
13	PAOZZ	50619	06-18D05C2F	ADAPTER, CABLE CLAMP UOC: FGK	1
14	PAOZZ	96906	MS27484T18F32P	CONNECTOR, PLUG, ELEC UOC: FGK	1
15	PAOZZ	50619	01C24D06C2E	ADAPTER, CONN UOC: FGK	1
16	PAOZZ	96906	MS3106F24-28P	CONNECTOR, PLUG, ELEC UOC: FGK	1
17	PAOZZ	50619	01C22D04C3E	ADAPTER, CONN UOC: FGK	1
18	PAOZZ	96906	MS3106R22-14S	CONNECTOR, PLUG, ELEC UOC: FGK	1
19	PAOZZ	50619	06-16D04C2F	ADAPTER, CABLE CLAMP UOC: FGK	1
20	PAOZZ	96906	MS27484T16F26S	CONNECTOR, PLUG, ELEC UOC: FGK	1
21	PAOZZ	50619	06-12D03C2F	ADAPTER, CABLE CLAMP UOC: FGK	1
22	PAOZZ	96906	MS27484T12F8P	CONNECTOR, PLUG, ELEC UOC: FGK	1
23	PAOZZ	06090	TMS1/4	BAND, MARKER UOC: FGK	4
24	PAOZZ	50619	06-08D03C2F	ADAPTER	1

## SECTION II

TM11-1520-210-20P

(1)	(2)	(3)	(4)	(5)	(6)
ITEM	SMR		PART		
NO	CODE	FSCM	NUMBER	DESCRIPTION AND USABLE ON CODE (UOC)	QTY
25	PAOZZ	96906	MS27484T8F98S	UOC:FGK CONNECTOR, PLUG, ELEC	1
26	PAOZZ	96906	MS27484T14F18P	UOC:FGK CONNECTOR, PLUG, ELEC	1
27	PAOZZ	50619	06-14D03C2F	UOC:FGK ADAPTER, CABLE CLAMP	1

END OF FIGURE



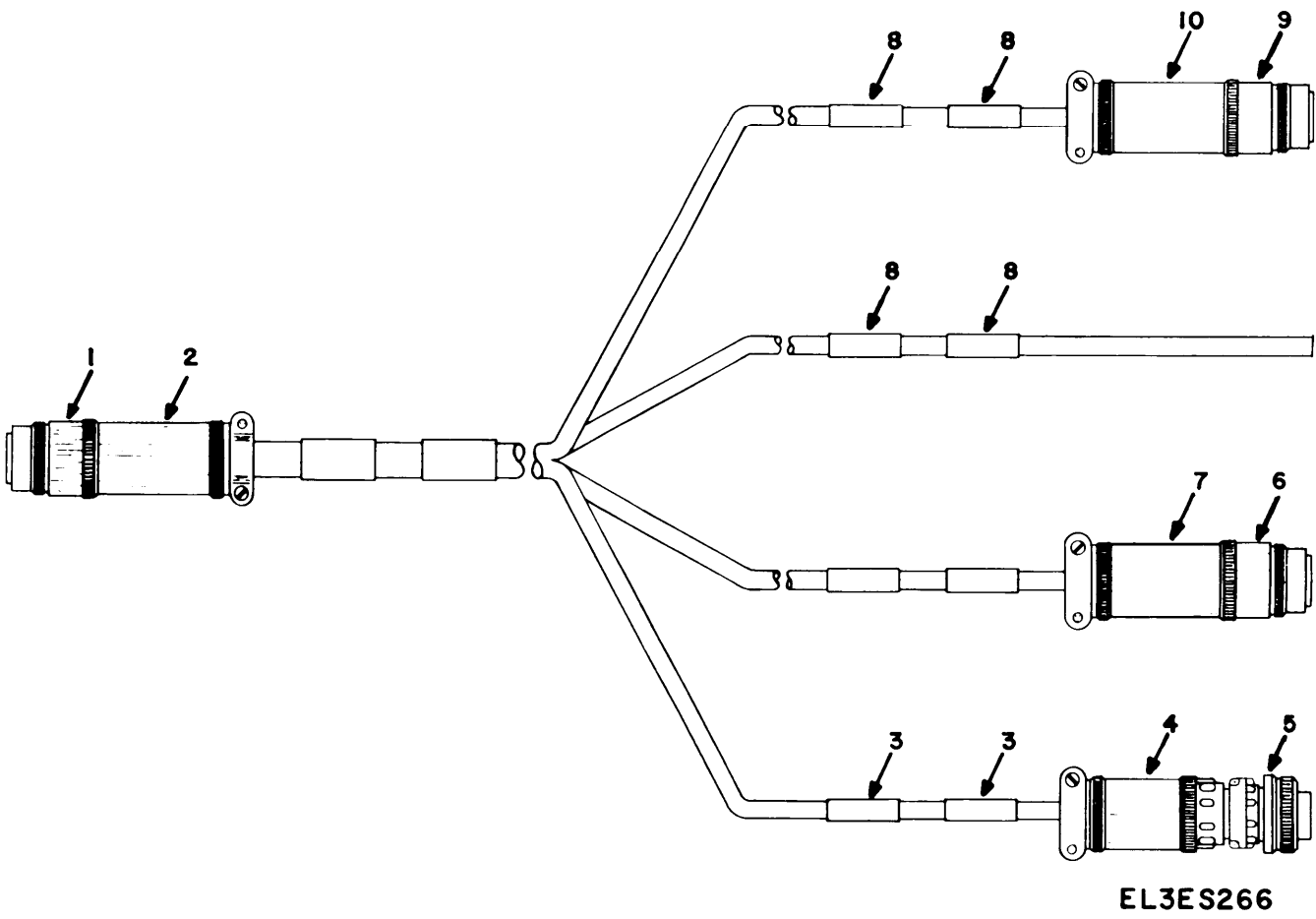


Figure 148K. Cable Assembly

SECTION II		TM11-1520-210-20P			
(1)	(2)	(3)	(4)	(5)	(6)
ITEM	SMR		PART		
NO	CODE	FSCM	NUMBER	DESCRIPTION AND USABLE ON CODE (UOC)	QTY
				GROUP 0510K CABLE ASSEMBLY	
				FIGURE 148K	
1	PAOZZ	96906	MS27484T22F55P	CONNECTOR, PLUG, ELEC UOC:FGK	1
2	PAOZZ	50619	06-22D06C2F	ADAPTER, CABLE CLAMP UOC:FGK	1
3	PAOZZ	06090	TMS1/2	BAND, MARKER UOC:FGK	2
4	PAOZZ	50619	01C18D04C3E	ADAPTER UOC:FGK	1
5	PAOZZ	96906	MS3106R18-1P	CONNECTOR, PLUG, ELEC UOC:FGK	1
6	PAOZZ	96906	MS27484T16F42P	CONNECTOR, PLUG, ELEC UOC:FGK	1
7	PAOZZ	50619	06-16D05C2F	ADAPTER, CABLE CLAMP UOC:FGK	1
8	PAOZZ	06090	TMS1/4	BAND, MARKER UOC:FGK	4
9	PAOZZ	96906	MS27484T12F3P	CONN, PLUG, ELEC UOC:FGK	1
10	PAOZZ	50619	06-12D02C2F	ADAPTER, CA-CONN UOC:FGK	1
				END OF FIGURE	

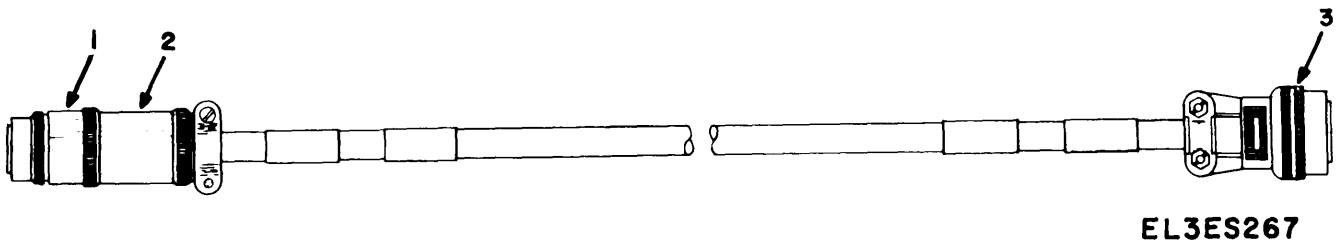


Figure 148L. Cable Assembly

## SECTION II

TM11-1520-210-20P

(1)	(2)	(3)	(4)	(5)	(6)
ITEM	SMR	FSCM	PART	DESCRIPTION AND USABLE ON CODE (UOC)	QTY
NO	CODE		NUMBER		
				GROUP 0510L CABLE ASSEMBLY	
				FIGURE 148L	
1	PAOZZ	96906	MS27484T14F5P	CONNECTOR, PLUG, ELEC UOC:FGK	1
2	PAOZZ	50619	06-14D03C2F	ADAPTER, CABLE CLAMP UOC:FGK	1
3	PAOZZ	96906	MS3116F8-4S	CONNECTOR, PLUG, ELEC UOC:FGK	1
				END OF FIGURE	

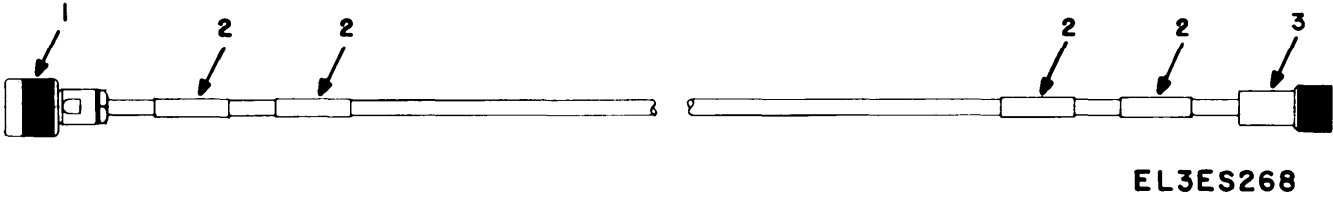


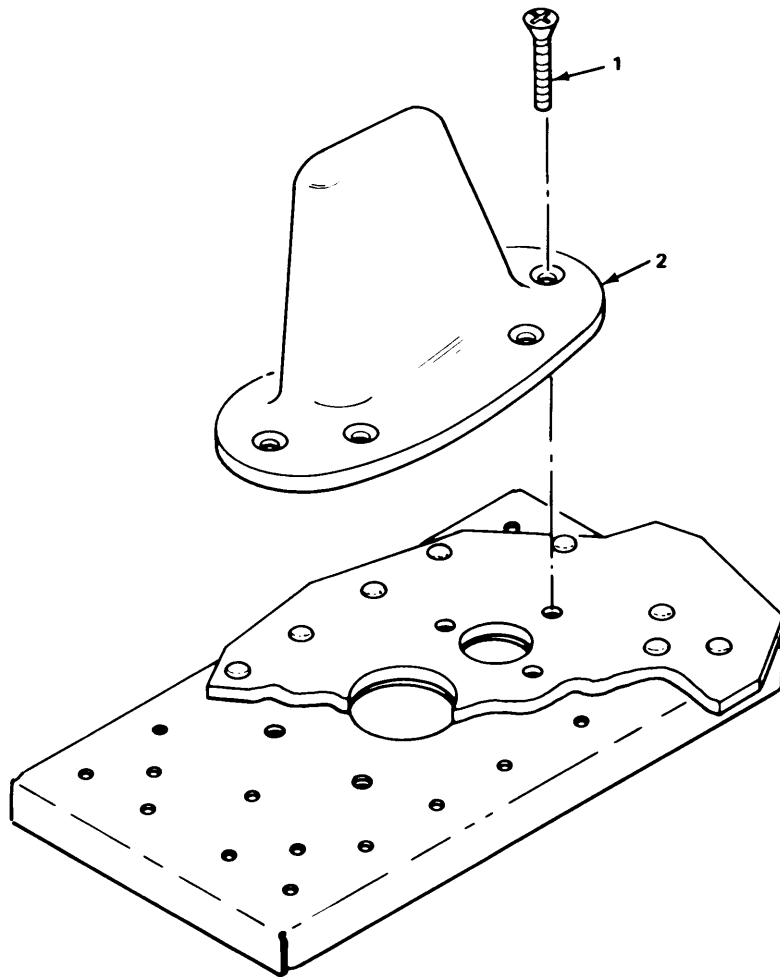
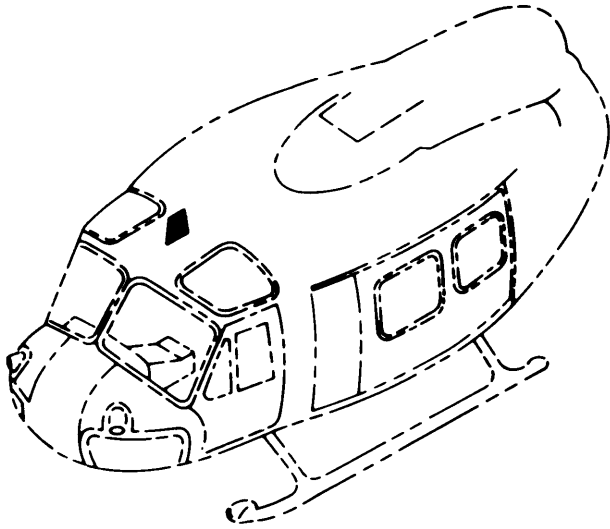
Figure 148M. Cable Assembly



## SECTION II

TM11-1520-210-20P

(1)	(2)	(3)	(4)	(5)	(6)
ITEM	SMR	FSCM	PART	DESCRIPTION AND USABLE ON CODE (UOC)	QTY
NO	CODE		NUMBER		
				GROUP 0510M CABLE ASSEMBLY	
				FIGURE 148M	
1	PAOZZ	80058	UG-536C/U	CONNECTOR, PLUG, ELEC UOC:FGK	1
2	PAOZZ	06090	TMS1/4	BAND, MARKER UOC:FGK	4
3	PAOZA	74868	16750	CONNECTOR, PLUG, ELEC UOC:FGK	1
				END OF FIGURE	



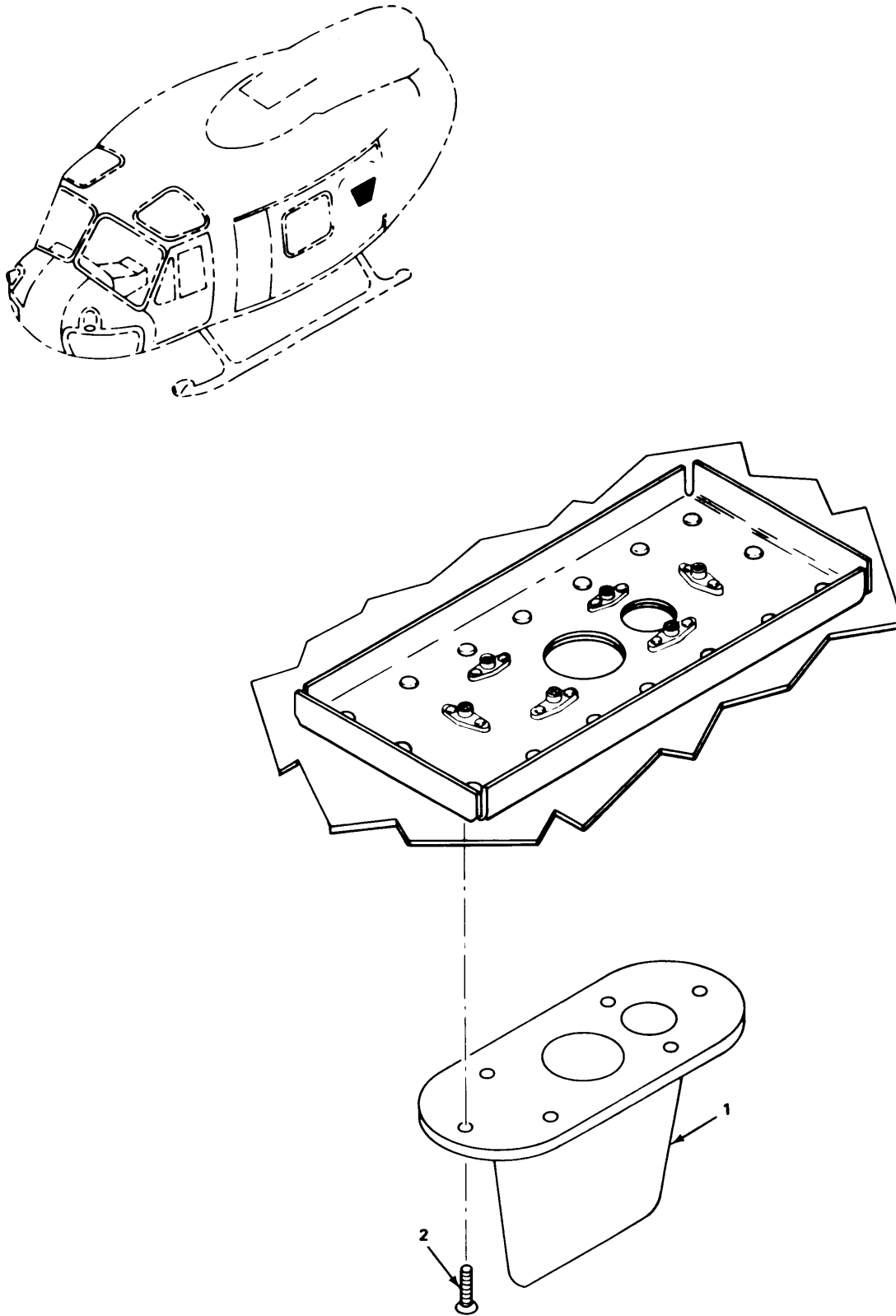
EL3ES215

Figure 149. Top Antenna Installation.

## SECTION II

TM11-1520-210-20P

(1) ITEM NO	(2) SMR CODE	(3) FSCM	(4) PART NUMBER	(5) DESCRIPTION AND USABLE ON CODE (UOC)	(6) QTY
				GROUP 051001 TOP ANTENNA INSTALLATION	
				FIGURE 149	
1	PAOZZ	96906	MS24693-C29	SCREW, MACHINE UOC:FGK	3
2	PAOZZ	81349	M25708/1-01	ANTENNA UOC:FGK	1
				END OF FIGURE	



EL3ES216

Figure 150. Bottom Antenna Installation.

## SECTION II

TM11-1520-210-20P

(1) ITEM NO	(2) SMR CODE	(3) FSCM	(4) PART NUMBER	(5) DESCRIPTION AND USABLE ON CODE (UOC)	(6) QTY
				GROUP 051002 BOTTOM ANTENNA	
				FIGURE 150	
1	PAOZZ	81349	M25708/1-01	ANTENNA	1
2	PAOZZ	96906	MS24693-C29	UOC:FGK SCREW,MACHINE UOC:FGK	6
				END OF FIGURE	

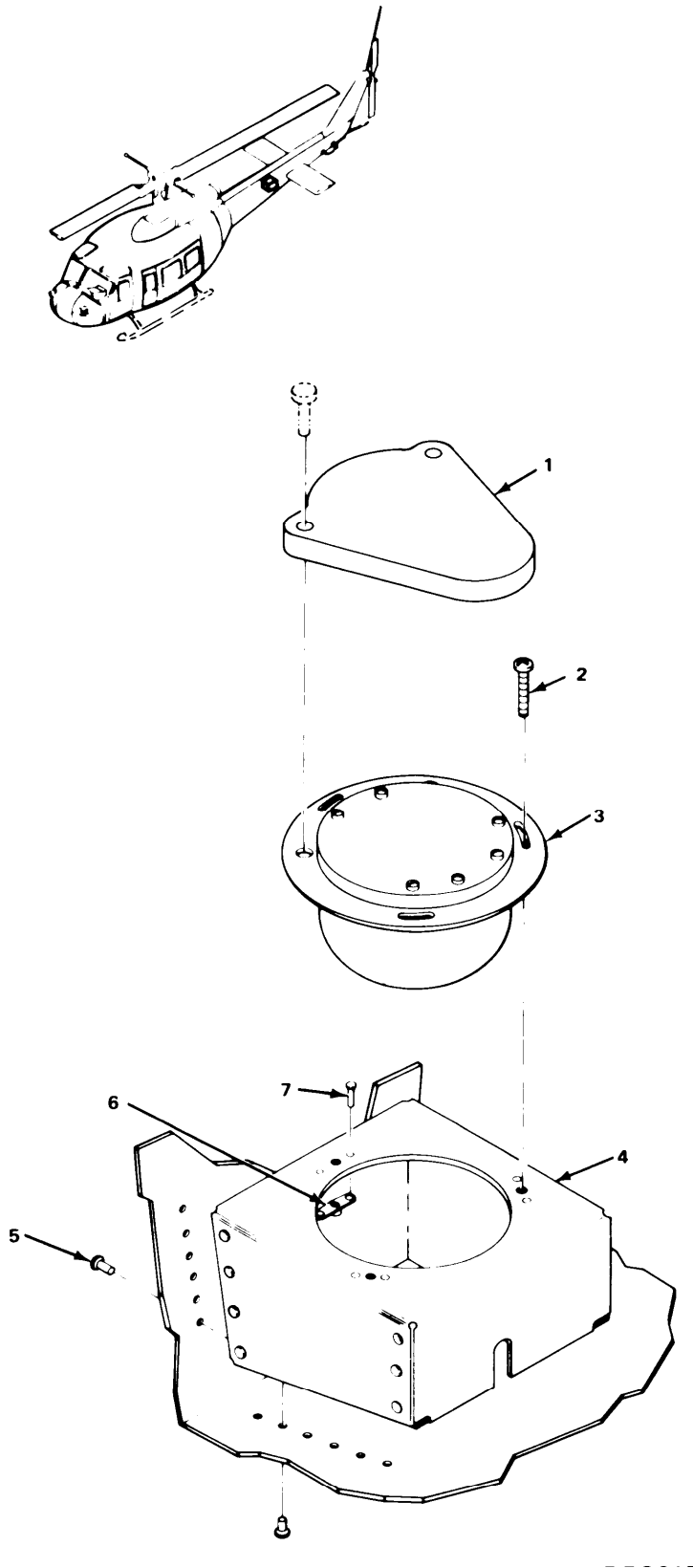
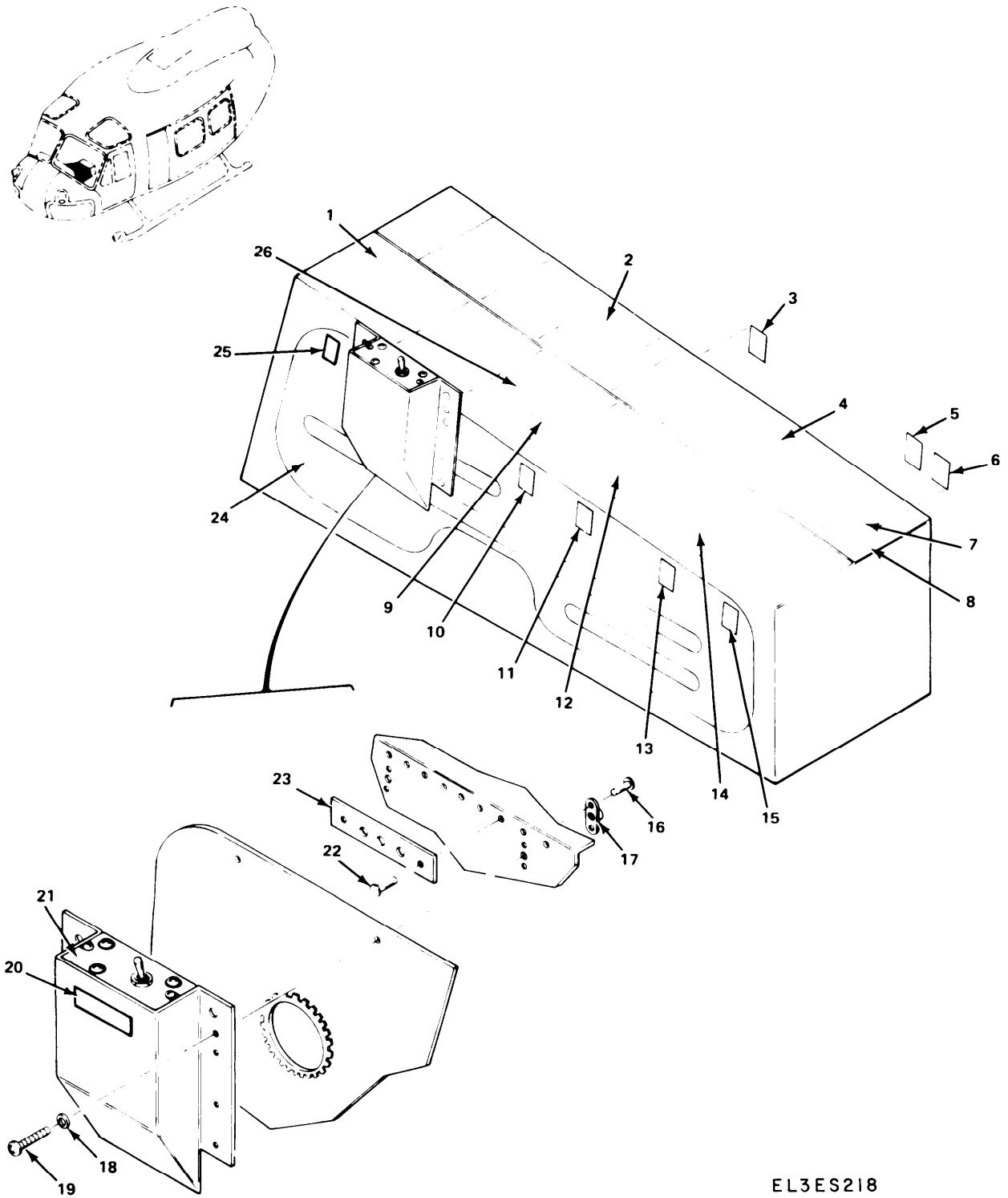


Figure 151. Heading Reference Installation.

SECTION II			TM11-1520-210-20P		
(1)	(2)	(3)	(4)	(5)	(6)
ITEM	SMR		PART		
NO	CODE	FSCM	NUMBER	DESCRIPTION AND USABLE ON CODE (UOC)	QTY
				GROUP 051003 HEADING REFERENCE INSTALLATION	
				FIGURE 151	
1	PAOZZ	80058	CN-405/ASN	COMPENSATOR-TRANSMI UOC:FGK	1
2	PAOZZ	96906	MS51957-48	SCREW, MACHINE UOC:FGK	3
4	PAOZZ	20309	ES-D-221527	MOUNT, DETECTOR UOC:FGK	1
5	PAOZZ	88044	AN470B4-5	RIVET, SOLID UOC:FGK	34
6	PAOZZ	80205	NAS679C08M	NUT, SELF-LOCKING, HE UOC:FGK	3
7	PAOZZ	96906	MS20426AD3-7	RIVET, SOLID UOC:FGK	6
				END OF FIGURE	



EL3ES218

Figure 152. Pedestal Installation.



SECTION II		TM11-1520-210-20P	C01		
(1)	(2)	(3)	(4)	(5)	(6)
ITEM	SMR		PART		
NO	CODE	FSCM	NUMBER	DESCRIPTION AND USABLE ON CODE (UOC)	QTY
GROUP 0511 PEDESTAL INSTALLATION					
FIGURE 152					
1	PAODD	80058	ID-1579/ASN-86	CONTROL INDICATOR UOC:FGK	1
* 2	PDOD	80058	AN/ARC-114A	RADIO SET THIS PART/ASSEMBLY IS REMOVED FROM THE AIRCRAFT SUBSEQUENT TO THE INSTALLATION OF THE FOLLOWING: MWO 55-1520-50-21 REFER TO SUPPLEMENT 2 TO THIS TM FOR THE NEW CONFIGURATION UOC:FGK	1
3	XBOZZ	20309	ES-D-221567-2	DECAL UOC:FGK	1
4	XBOZZ	80058	Z-AHP/KY-58	VIOCE CONTROL, SEC UOC:FGK	1
5	XBOZZ	20309	ES-D-221567-5	DECAL UOC:FGK	1
6	XBOZZ	20309	ES-D-221567-1	DECAL UOC:FGK	1
7	PAOLL	80058	C-9326/APR-39(V)	CONTROL, DETECTING S UOC:FGK	1
8	PAODD	80058	C-10387/APR-44(V)	CONTROL, RECEIVER UOC:FGK	1
9	PAODD	80058	C-10048/ARN-123	CONTROL, RECEIVER UOC:FGK	1
10	XBOZZ	20309	ES-D-221567-6	DECAL UOC:FGK	1
11	XBOZZ	20309	ES-D-221567-7	DECAL UOC:FGK	1
12	PDODD	80058	AN/ARC-115A	RADIO SET UOC:FGK	1
13	XBOZZ	20309	ES-D-221567-4	DECAL UOC:FGK	1
14	PAOFA	80058	RT-1167/ARC-164(V)	RECEIVER-TRANSMITTE UOC:FGK	1
15	XBOZZ	20309	ES-D-221567-3	DECAL UOC:FGK	1
16	PAOZZ	96906	MS20426AD3-5	RIVET, SOLID UOC:FGK	4
17	PAOZZ	96906	MS21048L3	NUT, SELF-LOCKING, PL UOC:FGK	2
18	PAOZZ	96906	MS27183-8	WASHER, FLAT UOC:FGK	2
19	PAOZZ	96906	MS51958-65	SCREW, MACHINE UOC:FGK	2
20	XBOZZ	20309	ES-D-221567-11	DECAL UOC:FGK	1
21	PAODD	80058	C-10280/ALQ-144(V)	CONTROL, COUNTERMEAS UOC:FGK	1

SECTION II		TM11-1520-210-20P		C01	
(1)	(2)	(3)	(4)	(5)	(6)
ITEM	SMR		PART		
NO	CODE	FSCM	NUMBER	DESCRIPTION AND USABLE ON CODE (UOC)	QTY
22	PAOZZ	96906	MS20426AD4-4	RIVET, SOLID UOC:FGK	2
23	XBOZZ	20309	ES-B-221566	SPACER, PLATE UOC:FGK	1
24	XBOZZ	20309	ES-F-221563	BRACKET ASSEMBLY, PE UOC:FGK	1
25	XBOZZ	20309	ES-D-221567-8	DECAL UOC:FGK	1
26	XBODD	80058	C-8968/ARN-103	CONTROL, RECEIVER-TR UOC:FGK	1

END OF FIGURE



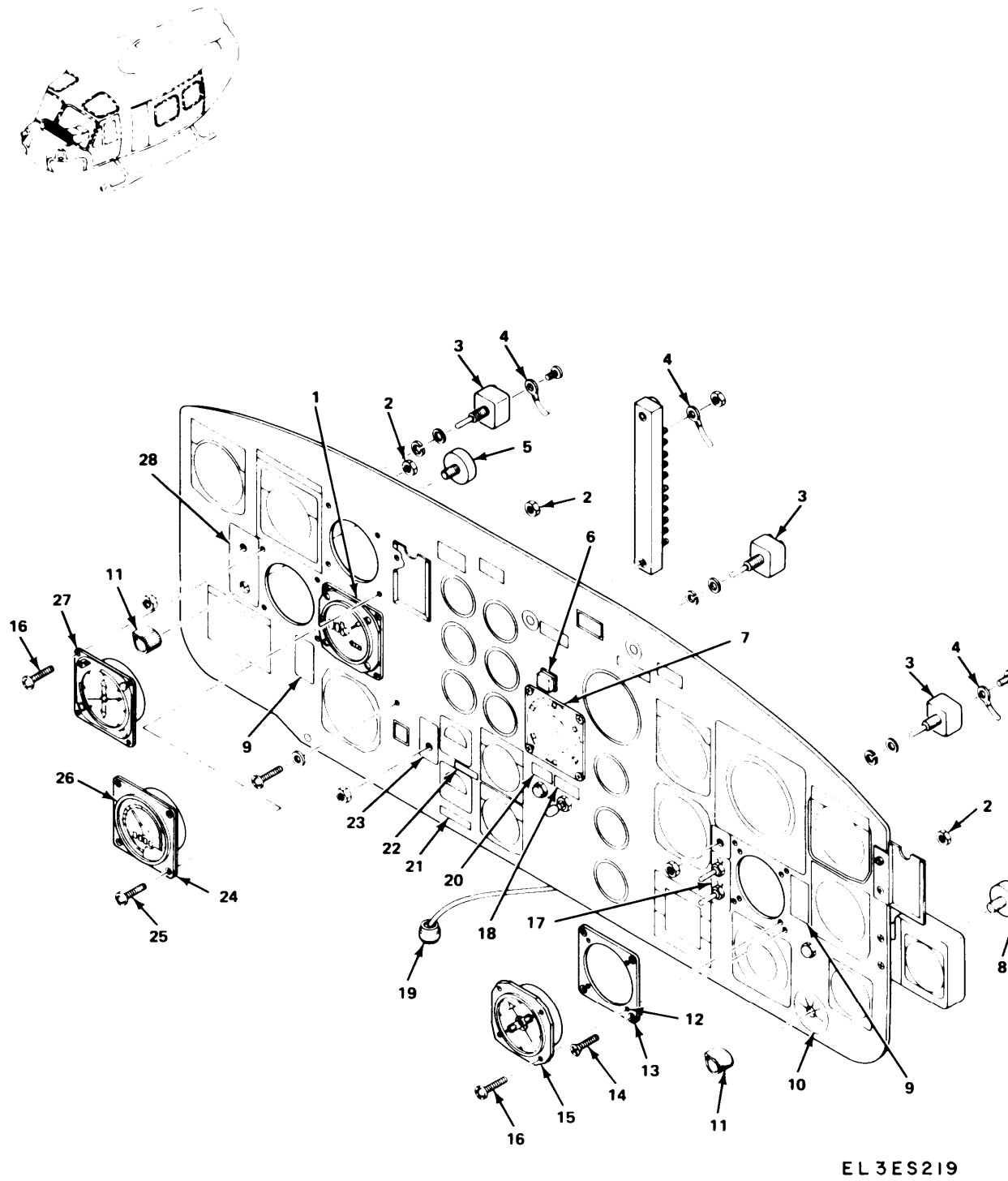
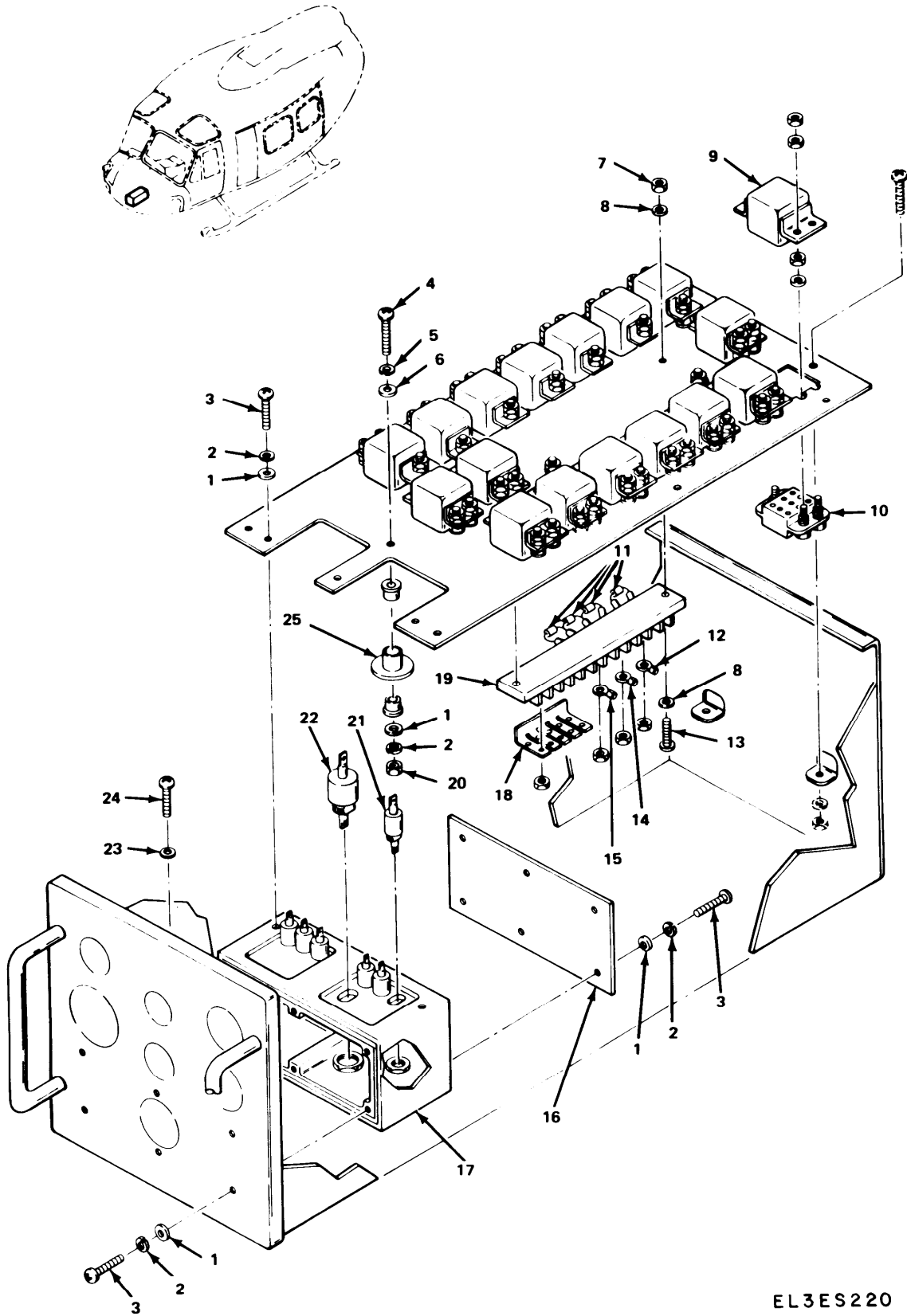


Figure 153. Instrument Panel.

SECTION II			TM11-1520-210-20P	C01	
(1)	(2)	(3)	(4)	(5)	(6)
ITEM	SMR		PART		
NO	CODE	FSCM	NUMBER	DESCRIPTION AND USABLE ON CODE (UOC)	QTY
				GROUP 0512 INSTRUMENT PANEL	
				FIGURE 153	
1	PAOZZ	81349	MILA81852	ALTIMETER-ENCODER UOC:FGK	1
2	PAOZZ	80205	NAS487-21	NUT,SHEET SPRING UOC:FGK	1
3	PAOZZ	96906	MS24524-23	SWITCH,TOGGLE UOC:FGK	5
4	PAOZZ	96906	MS25036-102	TERMINAL,LUG UOC:FGK	14
5	PAOZZ	81349	M3786/4-0874	SWITCH,ROTARY UOC:FGK	1
6	PAOZZ	08719	10620AEL-2	PUSH BUTTON UOC:FGK	1
7	PAOLD	80058	IP-1150/APR-39	INDICATOR,RADAR SIG UOC:FGK	1
8	XDOZZ	81349	M3786/4-0868	SWITCH,ROTARY UOC:FGK	1
9	XBOZZ	20309	ES-B-221193	DECAL UOC:FGK	2
10	XBOZZ	20309	ES-D-221550-7	DECAL UOC:FGK	1
11	PAOZZ	96906	MS91528-1K2B	KNOB UOC:FGK	2
12	PAOZZ	96906	MS21209-C0615	INSERT,SCREW THREAD UOC:FGK	4
13	XBOZZ	20309	ES-C-221440	PLATE,MOUNTING UOC:FGK	1
14	PAOZZ	96906	MS24693-29B	SCREW,MACHINE UOC:FGK	4
15	PAOZZ	85374	276200-001	INDICATOR,BEARING-D UOC:FGK	1
16	PAOZZ	96906	MS51957-32B	SCREW,MACHINE UOC:FGK	12
17	XBOZZ	20309	ES-D-221550-6	DECAL UOC:FGK	1
18	XBOZZ	20309	ES-D-221550-5	DECAL UOC:FGK	1
19	PAOZZ	96906	MS24253-20S	CONTACT,ELECTRICAL UOC:FGK	5
20	XBOZZ	20309	ES-D-221550-4	DECAL UOC:FGK	1
21	XBOZZ	20309	ES-B-221468	DECAL UOC:FGK	1
22	XBOZZ	20309	ES-B-221467	DECAL UOC:FGK	1
23	XBOZZ	20309	ES-D-221550-2	DECAL UOC:FGK	1
24	XBOZZ	20309	ES-C-221707	SPACER	1

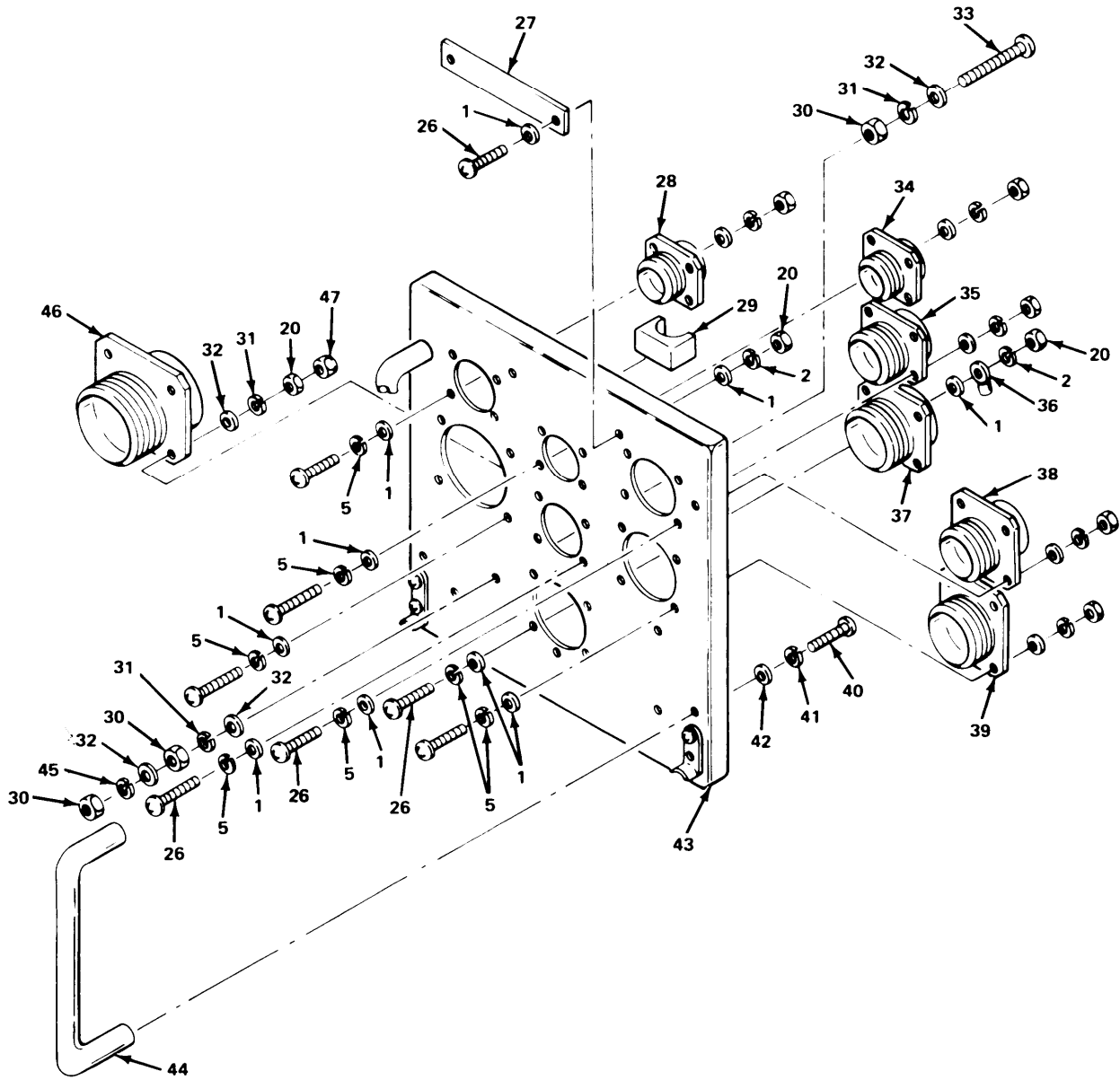
SECTION II		TM11-1520-210-20P		C01	
(1)	(2)	(3)	(4)	(5)	(6)
ITEM	SMR		PART		
NO	CODE	FSCM	NUMBER	DESCRIPTION AND USABLE ON CODE (UOC)	QTY
				UOC:FGK	
25	XDOZZ	96906	MS51957-36B	SCREW,MACHINE	4
				UOC:FGK	
26	PAOFA	80058	RT-1115/APN-209	RECEIVER-TRANSMITTE	1
				UOC:FGK	
* 27	PAODD	80058	ID-998/ASN	INDICATOR,RADIO-MAG THIS PART/ ASSEMBLY IS REMOVED FROM THE AIRCRAFT SUBSEQUENT TO THE INSTALLATION OF THE FOLLOWING: MWO 55-1520-50-17. REFER TO SUPPLEMENT 2 TO THIS TM FOR THE NEW CONFIGURATION	1
				UOC:FGK	
28	XBOZZ	20309	ES-D-221550-1	DECAL	1
				UOC:FGK	

END OF FIGURE



EL3ES220

Figure 154. Switch Panel Assembly (Sheet 1 of 2).



EL3ES221

Figure 154. Switch Panel Assembly (Sheet 2 of 2).

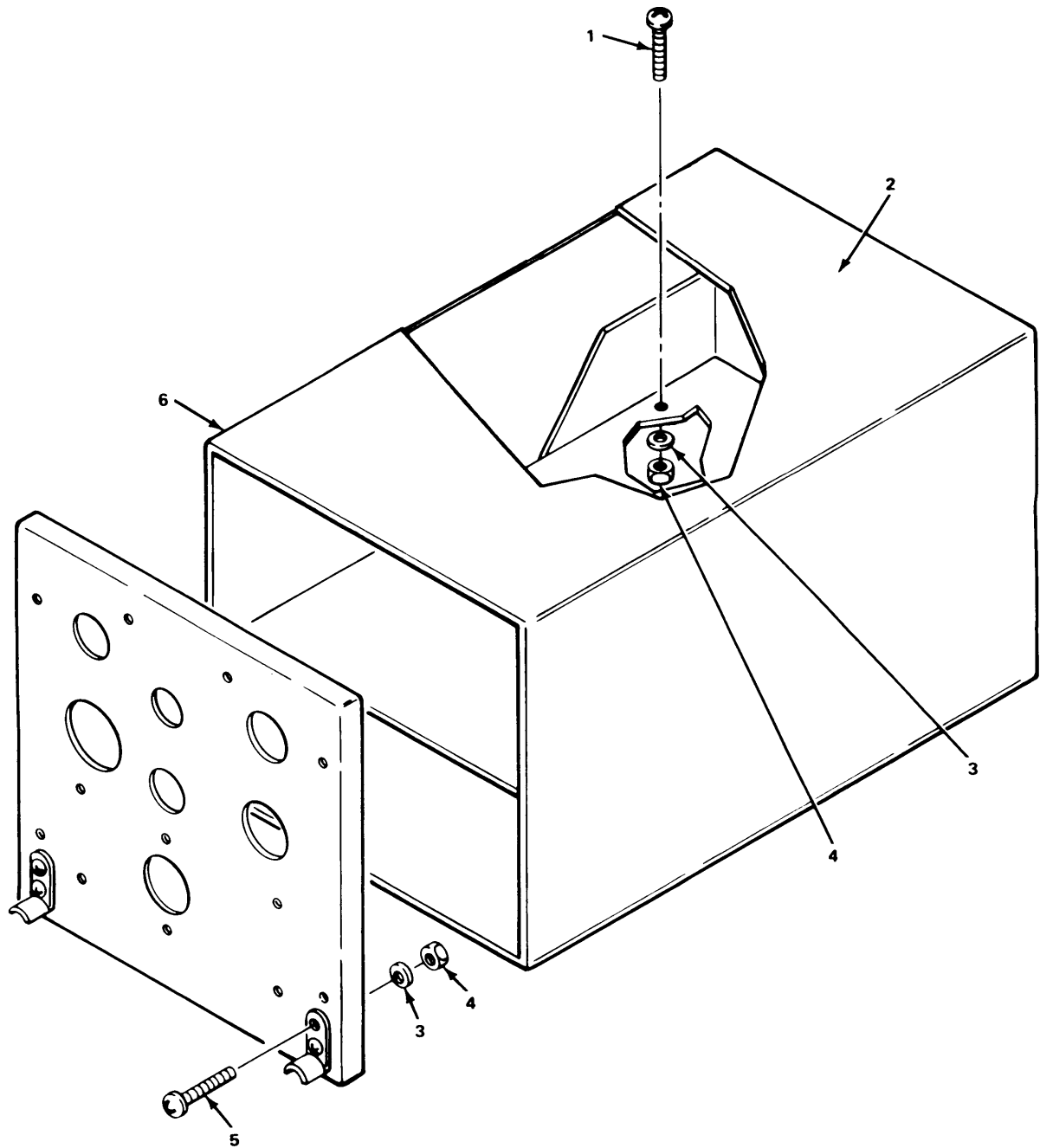


SECTION II			TM11-1520-210-20P		
(1)	(2)	(3)	(4)	(5)	(6)
ITEM	SMR		PART		
NO	CODE	FSCM	NUMBER	DESCRIPTION AND USABLE ON CODE (UOC)	QTY
				GROUP 0513 SWITCH PANEL ASSEMBLY	
				FIGURE 154	
1	PAOZZ	88769	91921002	WASHER, FLAT UOC:FGK	76
2	PAOZZ	96906	MS35338-135	WASHER, LOCK UOC:FGK	46
3	PAOZZ	96906	MS51957-14	SCREW, MACHINE UOC:FGK	15
4	PAOZZ	96906	MS15957-18	SCREW, MACHINE UOC:FGK	1
5	PAOZZ	96906	MS35335-57	WASHER, LOCK UOC:FGK	29
6	PAOZZ	96906	MS15795-804	WASHER, FLAT UOC:FGK	1
7	PAOZZ	80205	NAS679C06M	NUT, SELF-LOCKING, HE UOC:FGK	4
8	PAOZZ	08226	REW620-6	WASHER, FLAT UOC:FGK	8
9	PAOZZ	81349	M6106/28-023	RELAY, ELECTROMAGNET UOC:FGK	17
10	PAOZZ	35344	S0-1066-001	SOCKET, PLUG-IN ELEC UOC:FGK	17
11	PAOZZ	81349	JANTX1N4245	SEMICONDUCTOR DEVIC UOC:FGK	4
12	PAOZZ	96906	MS25036-144	TERMINAL, LUG UOC:FGK	14
13	PAOZZ	96906	MS51957-31	SCREW, MACHINE UOC:FGK	4
14	PAOZZ	96906	MS25036-148	TERMINAL, LUG UOC:FGK	13
15	PAOZZ	00799	320861	TERMINAL, LUG UOC:FGK	17
16	XBOZZ	57958	5065894-1	COVER, BOX UOC:FGK	1
17	XBOZZ	57958	5065893-1	SHIELD BOX UOC:FGK	1
18	XBOZZ	57958	5066242	JUMPER STRIP UOC:FGK	1
19	PAOZZ	81349	26TB12	TERMINAL BOARD UOC:FGK	2
20	PAOZZ	80205	NAS671-4	NUT, PLAIN, HEXAGON UOC:FGK	31
21	XBOZZ	96733	CF674-2	FILTER, RFI UOC:FGK	28
22	XBOZZ	32159	FA-116-KAA	FILTER, RFI UOC:FGK	1
23	PAOZZ	96906	MS15795-807	WASHER, FLAT UOC:FGK	1
24	PAOZZ	96906	MS51957-45	SCREW, MACHINE	1

SECTION II			TM11-1520-210-20P		
(1)	(2)	(3)	(4)	(5)	(6)
ITEM	SMR		PART		
NO	CODE	FSCM	NUMBER	DESCRIPTION AND USABLE ON CODE (UOC)	QTY
25	PAOZZ	81349	SE26XF01S	UOC:FGK TERMINAL,STUD	1
26	PAOZZ	96906	MS51957-15	UOC:FGK SCREW,MACHINE	30
27	XBOZZ	57958	5065683-7	UOC:FGK PLATE,IDENT	1
28	PAOZZ	96906	MS27508E14F15S	UOC:FGK CONNECTOR,RECEPTACL	1
29	PAOZZ	59730	TC817	UOC:FGK PLATE,MOUNTING	3
30	PAOZZ	96906	MS35650-304	UOC:FGK NUT,PLAIN,HEXAGON	3
31	PAOZZ	96906	MS35338-138	UOC:FGK WASHER,LOCK	2
32	PAOZZ	06424	0770-9	UOC:FGK WASHER,FLAT	3
33	PAOZZ	96906	MS51958-65	UOC:FGK SCREW,MACHINE	1
34	PAOZZ	96906	MS27508E12F98P	UOC:FGK CONNECTOR,RECEPTACL	1
35	PAOZZ	96906	MS27508E14F18S	UOC:FGK CONNECTOR,RECEPTACL	1
36	PAOZZ	96906	MS77068-1	UOC:FGK TERMINAL,LUG	1
37	PAOZZ	96906	MS27508E18F32P	UOC:FGK CONNECTOR,RECEPTACL	1
38	PAOZZ	96906	MS27508E16F26S	UOC:FGK CONNECTOR,RECEPTACL	1
39	PAOZZ	96906	MS27508E18F32S	UOC:FGK CONNECTOR,RECEPTACL	1
40	PAOZZ	96906	MS51957-45	UOC:FGK SCREW,MACHINE	4
41	PAOZZ	96906	MS35338-137	UOC:FGK WASHER,LOCK	4
42	PAOZZ	80205	NAS620C8	UOC:FGK WASHER,FLAT	4
43	PAOOO	57958	5065880-1	UOC:FGK CHASSIS SWITCH PANE /SEE FIGURE 155/	1
44	XBOZZ	06540	10235-SS-0832-0	UOC:FGK HANDLE-BOW	2
45	PAOZZ	96906	MS35335-60	UOC:FGK WASHER,LOCK	1
46	PAOZZ	96906	MS27508E24F61S	UOC:FGK CONNECTOR,RECEPTACL	1
47	PAOZZ	95987	NCA-440	UOC:FGK NUT,PALIN,CAP	2

END OF FIGURE

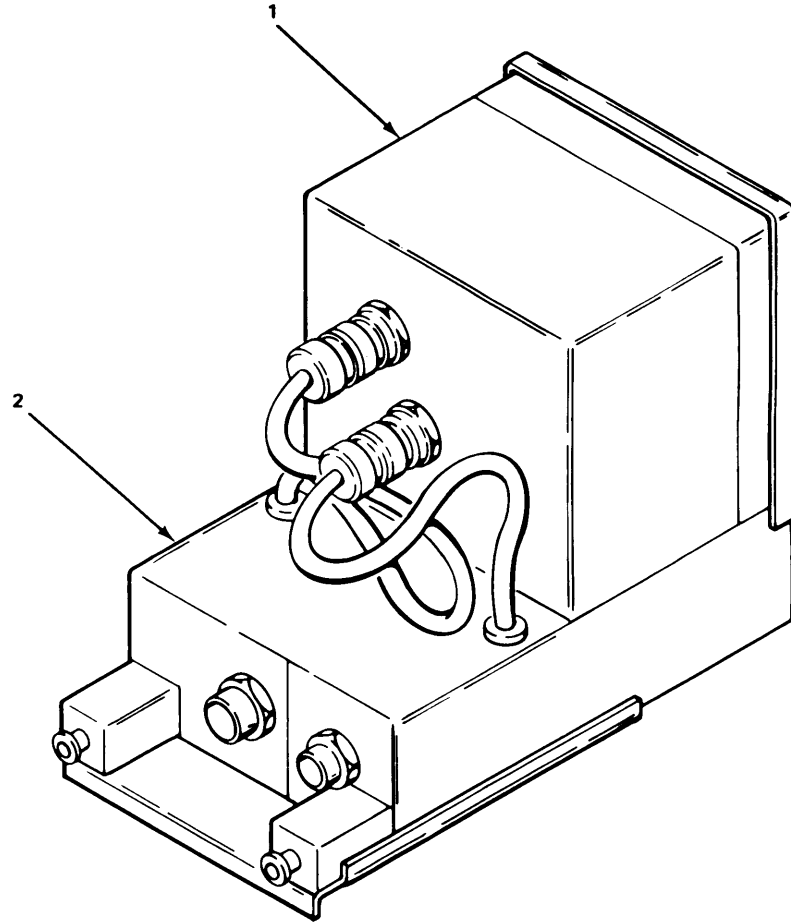
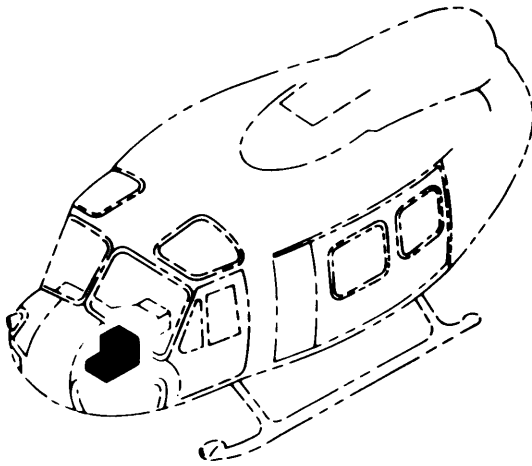




EL3ES222

Figure 155. Switch Panel Chassis.

SECTION II		TM11-1520-210-20P			
(1)	(2)	(3)	(4)	(5)	(6)
ITEM	SMR		PART		
NO	CODE	FSCM	NUMBER	DESCRIPTION AND USABLE ON CODE (UOC)	QTY
				GROUP 051301 SWITCH PANEL CHASSIS	
				FIGURE 155	
1	PAOZZ	96906	MS51957-43	SCREW,MACHINE UOC:FGK	8
2	XBOZZ	94867	RF-X1B-BDC-333	COVER,BOX UOC:FGK	1
3	PAOZZ	96906	MS15795-807	WASHER,FLAT UOC:FGK	12
4	PAOZZ	80205	NAS679C08M	NUR,SELF-LOCKING,HE UOC:FGK	12
5	PAOZZ	96906	MS51957-45	SCREW,MACHINE UOC:FGK	4
6	XBOZZ	94867	RF-X1B-BCH-332	RFI BOX UOC:FGK	1
				END OF FIGURE	



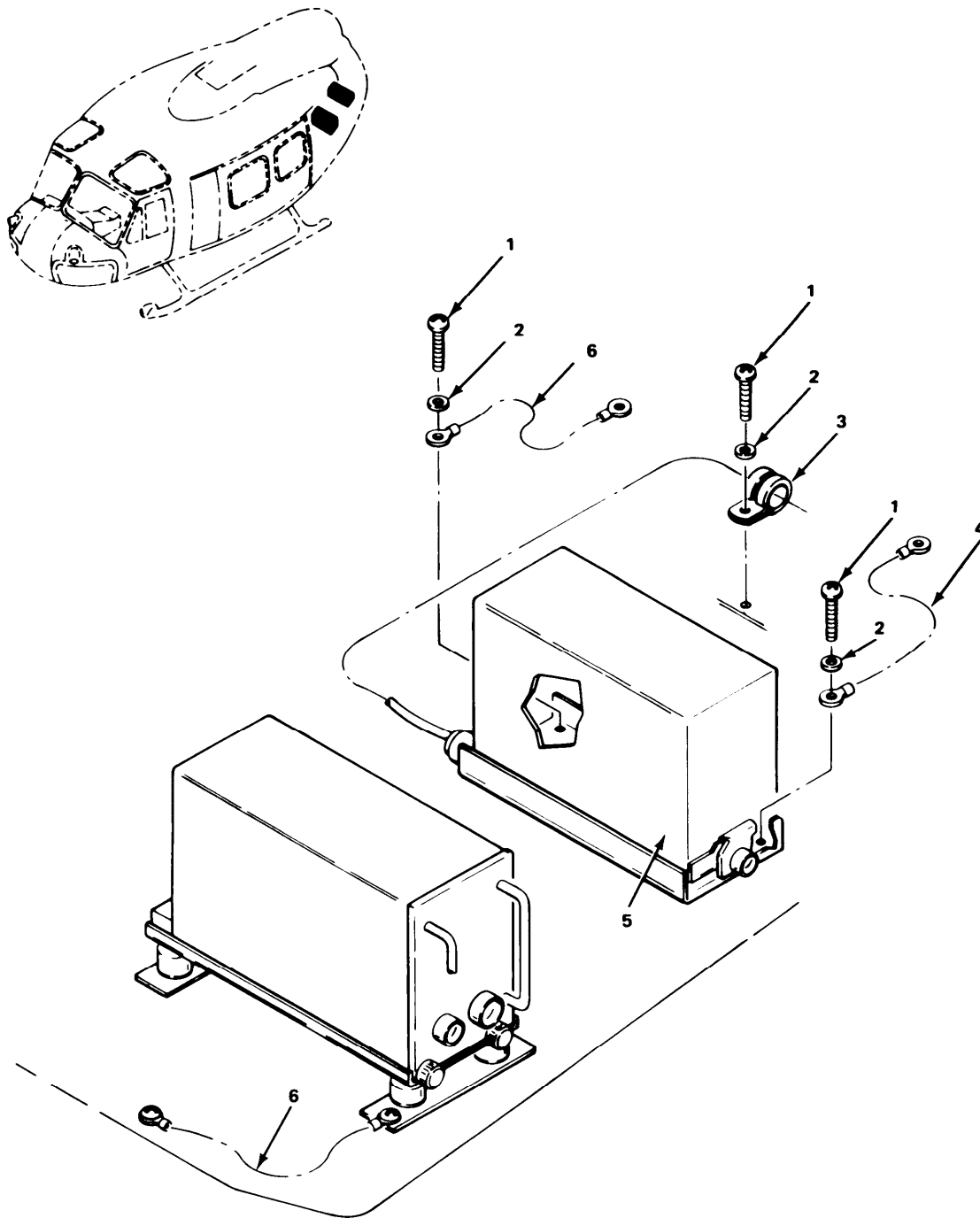
EL3ES223

Figure 156. KY-58 Installation.

## SECTION II

TM11-1520-210-20P

(1) ITEM NO	(2) SMR CODE	(3) FSCM	(4) PART NUMBER	(5) DESCRIPTION AND USABLE ON CODE (UOC)	(6) QTY
GROUP 0514 KY-58 INSTALLATION					
FIGURE 156					
1	PDODD	80058	TSEC/KY-58	SECURITY EQUIP, COMM UOC:FGK	1
2	PAOZZ	80058	Z-AHQ	ADAPTER, INTERFACE UOC:FGK	1
END OF FIGURE					

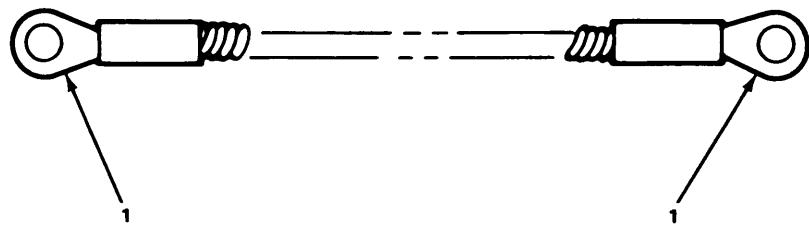


EL3ES224

Figure 157. Radio Shelf Installation.



SECTION II					
(1)	(2)	(3)	TM11-1520-210-20P (4)	(5)	(6)
ITEM	SMR		PART		
NO	CODE	FSCM	NUMBER	DESCRIPTION AND USABLE ON CODE (UOC)	QTY
GROUP 0515 RADIO SHELF INSTALLATION					
FIGURE 157					
1	PAOZZ	96906	MS35207-263	SCREW,MACHINE UOC:FGK	3
2	PAOZZ	80063	SM-B-416109-1	WASHER,FLAT UOC:FGK	3
3	PAOZZ	96906	MS21919DG7	CLAMP,LOOP UOC:FGK	1
4	XBOOO	20309	ES-B-220309-1	CABLE ASSY,SP /SEE FIGURE 158/ UOC:FGK	1
5	PDODD	80058	CM-480/APR-39(V)	PROCESSOR,DIGITAL UOC:FGK	1
6	XBOOO	20309	ES-B-220309-2	CABLE ASSY,SP /SEE FIGURE 159/ UOC:FGK	2
END OF FIGURE					



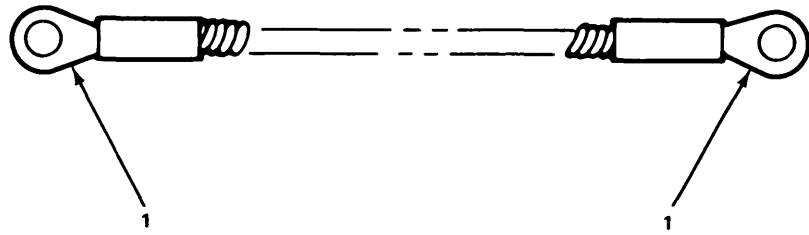
EL3ES225

Figure 158. Special Purpose Cable Assembly.

## SECTION II

TM11-1520-210-20P

(1)	(2)	(3)	(4)	(5)	(6)
ITEM	SMR		PART		
NO	CODE	FSCM	NUMBER	DESCRIPTION AND USABLE ON CODE (UOC)	QTY
				GROUP 051501 SPECIAL PRUPOSE CABLE ASSEMBLY	
				FIGURE 158	
1	PAOZZ	96906	MS25036-112	TERMINAL, LUG UOC:FGK	2
				END OF FIGURE	



EL3ES226

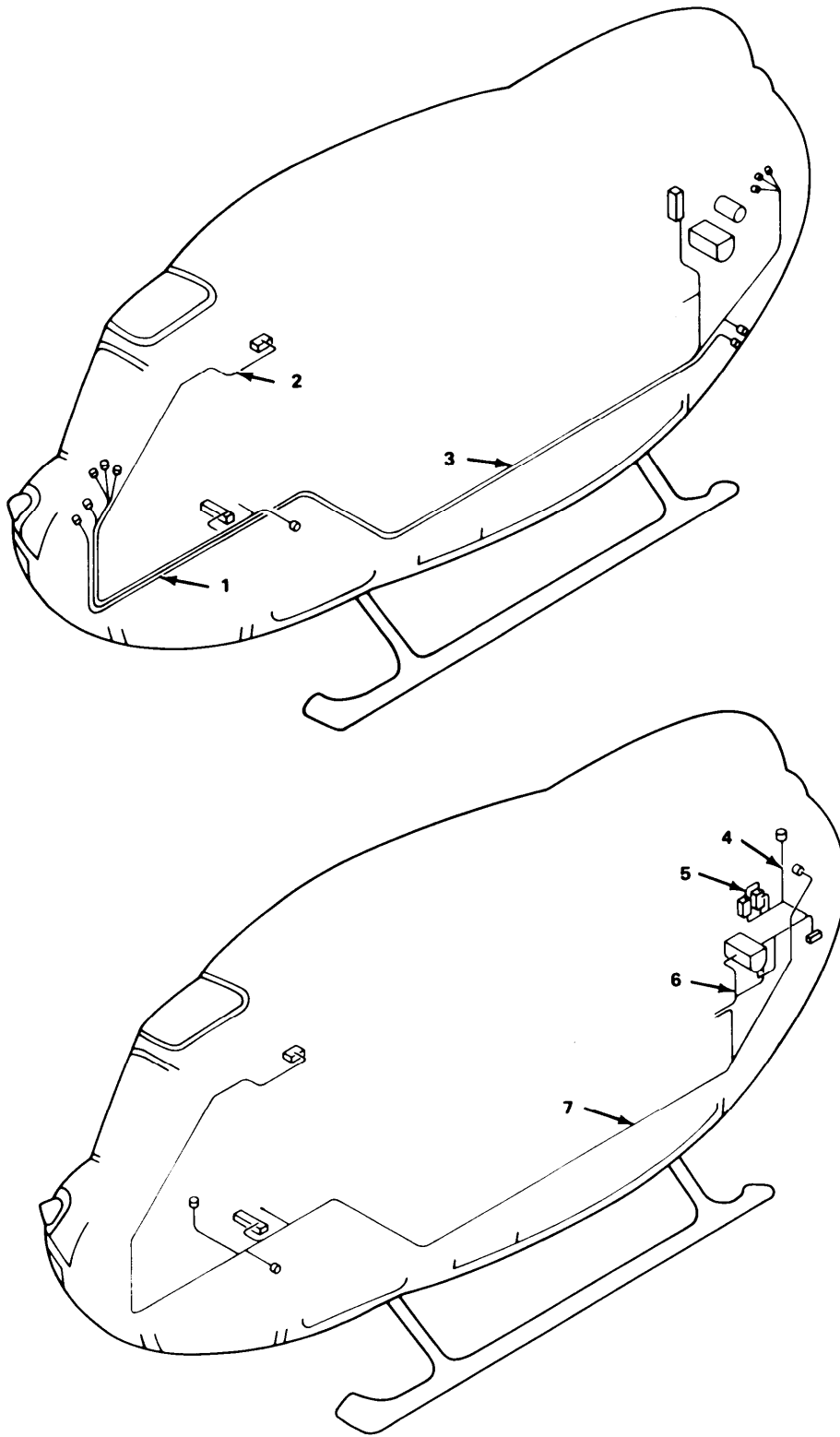
Figure 159. Special Purpose Cable Assembly.

## SECTION II

TM11-1520-210-20P

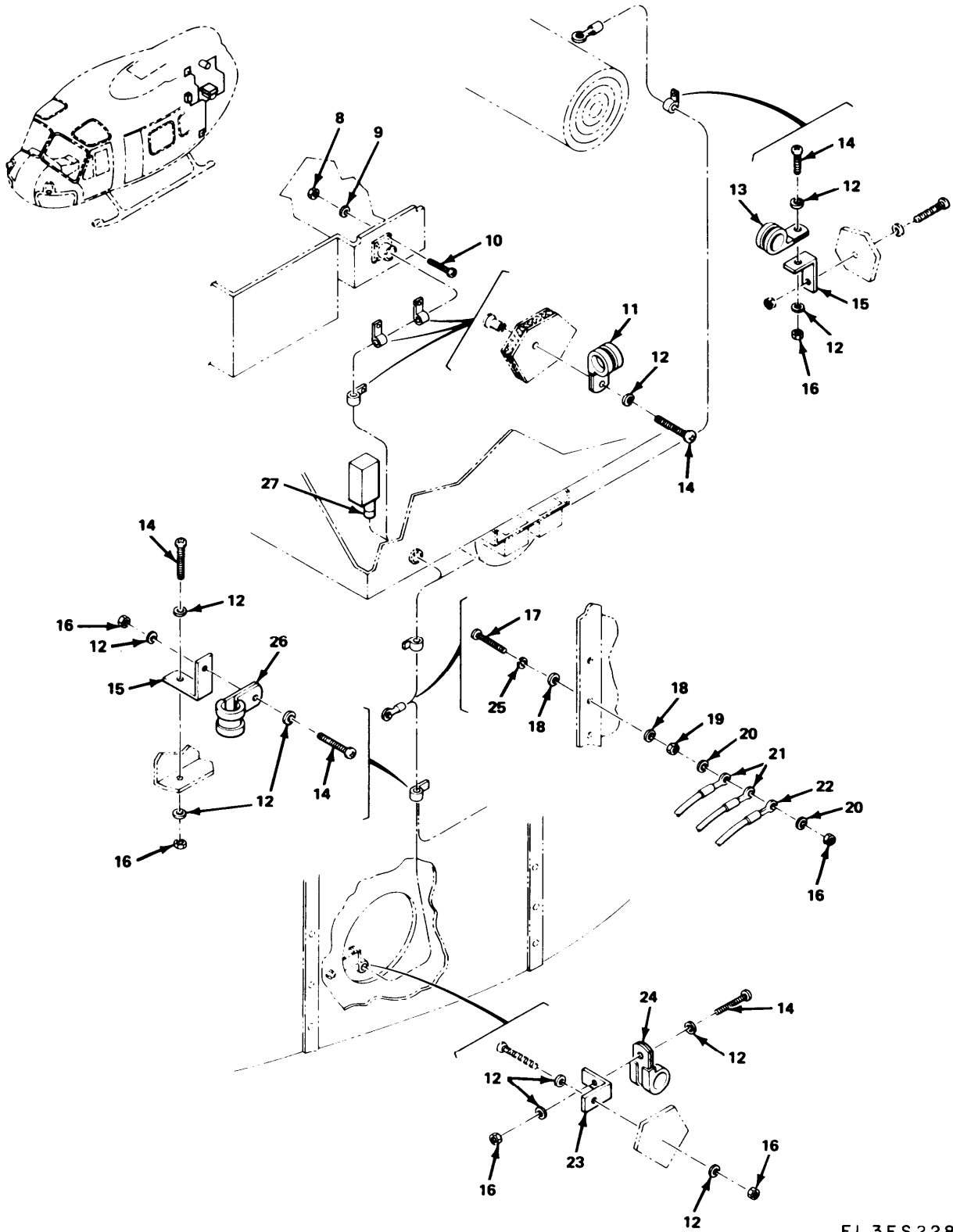
(1)	(2)	(3)	(4)	(5)	(6)
ITEM	SMR		PART		
NO	CODE	FSCM	NUMBER	DESCRIPTION AND USABLE ON CODE (UOC)	QTY
				GROUP 051502 SPECIAL PURPOSE CABLE ASSEMBLY	
				FIGURE 159	
1	PAOZZ	96906	MS25036-112	TERMINAL, LUG UOC:FGK	2
				END OF FIGURE	





EL3ES227

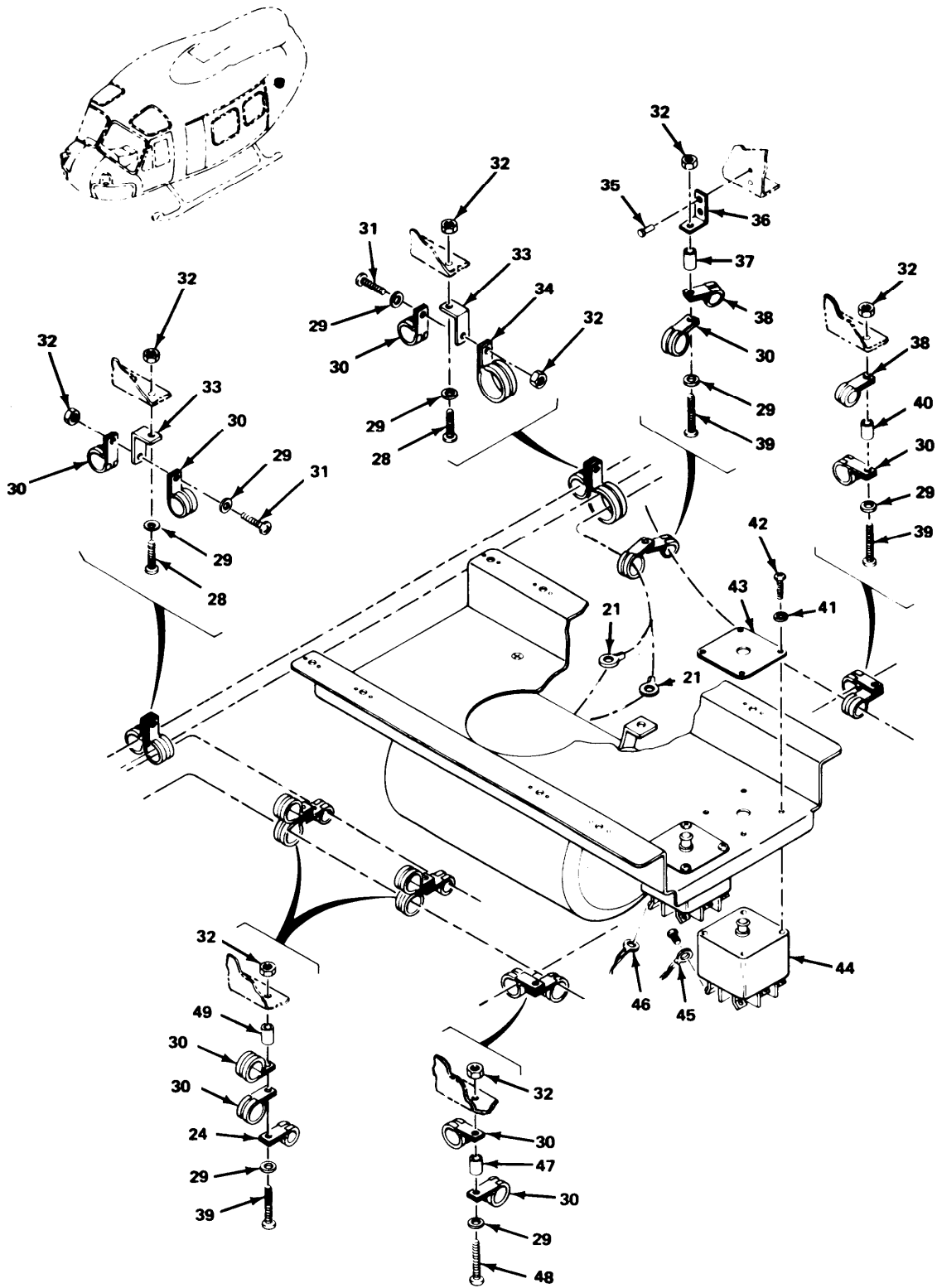
Figure 160. Harness/Cable Installation (Sheet 1 of 16).



EL 3ES228

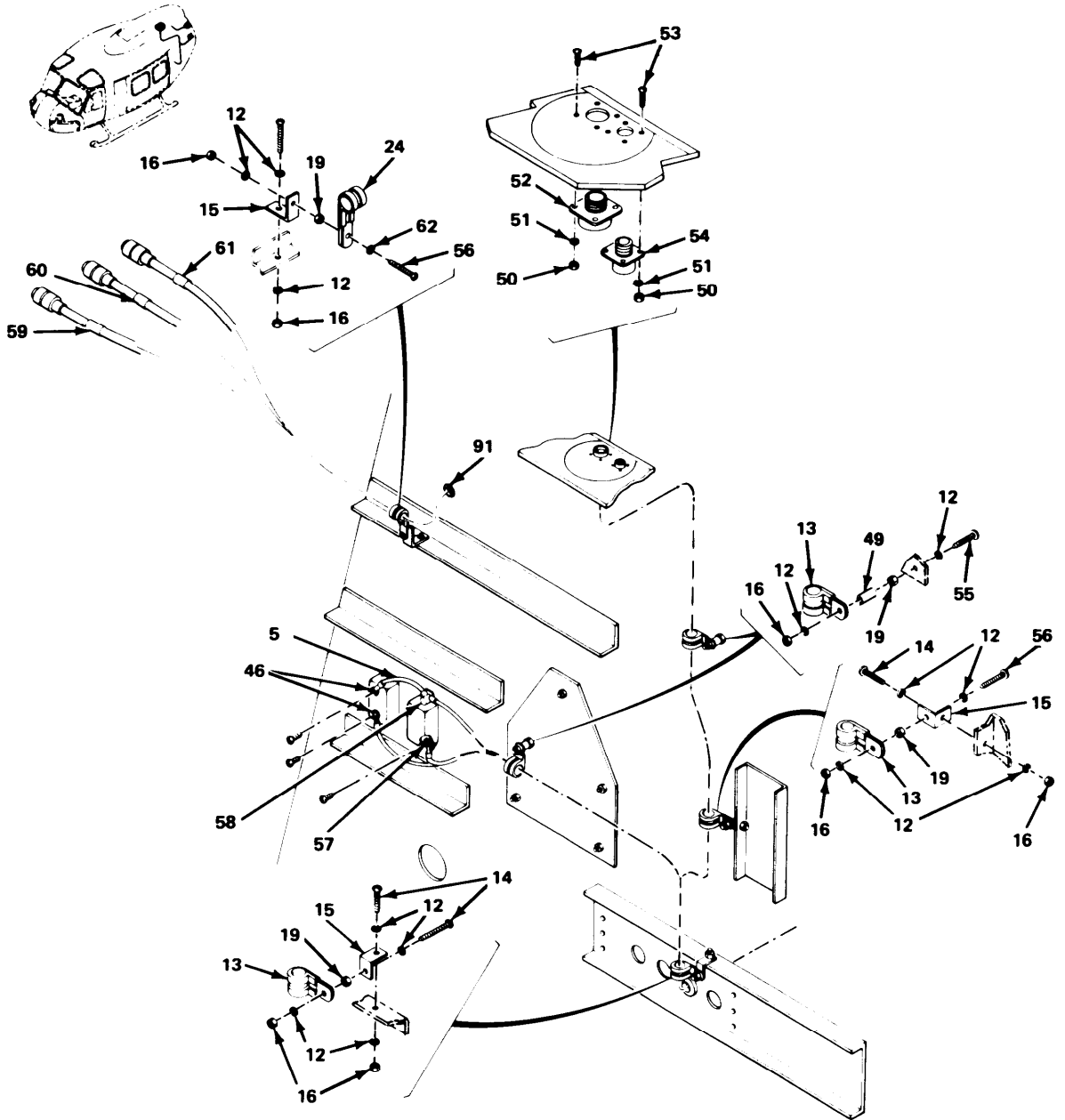
Figure 160. Harness/Cable Installation (Sheet 2 of 16).





EL3ES229

Figure 160. Harness/Cable Installation (Sheet 3 of 16).



EL 3ES230

Figure 160. Harness/Cable Installation (Sheet 4 of 16).

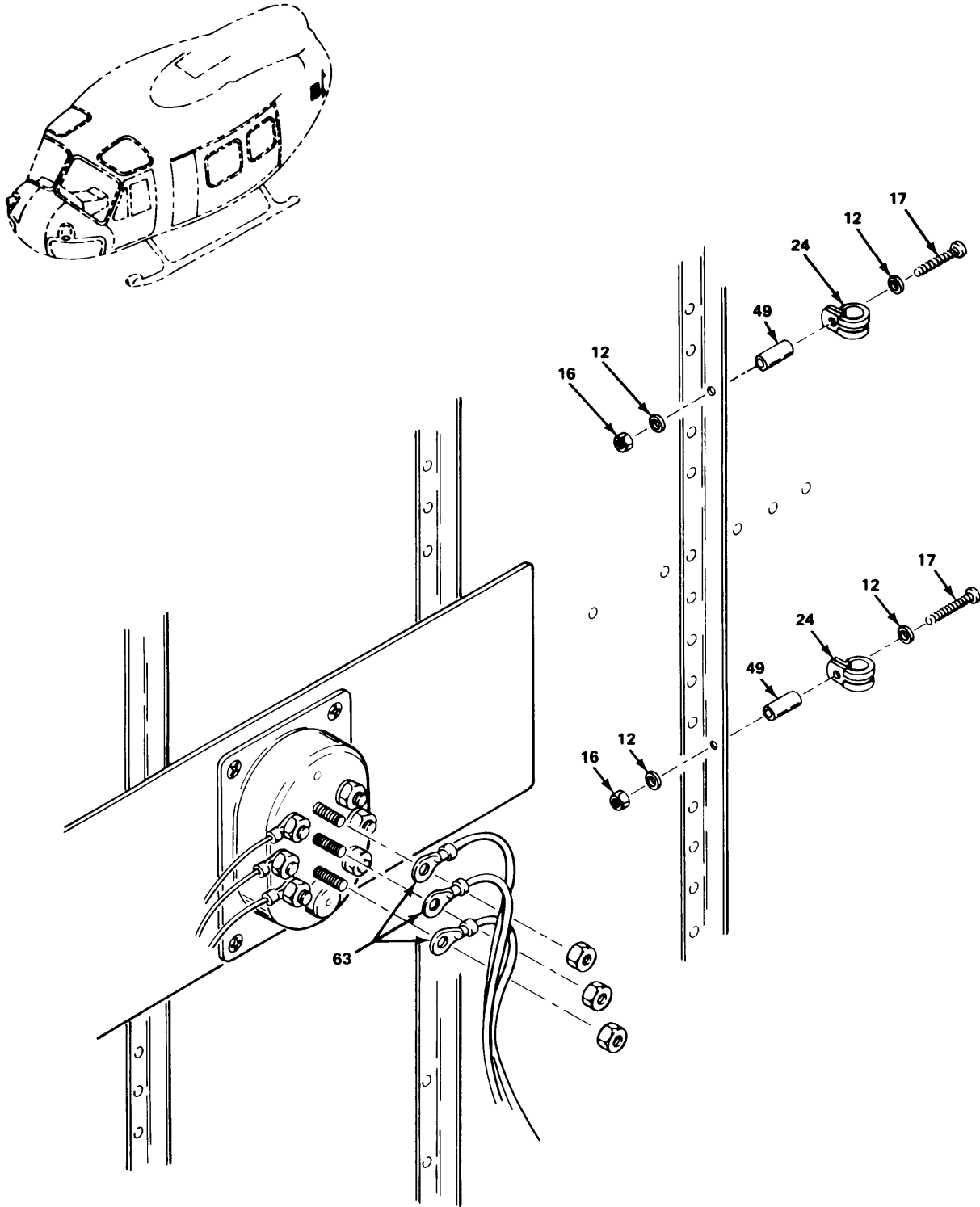
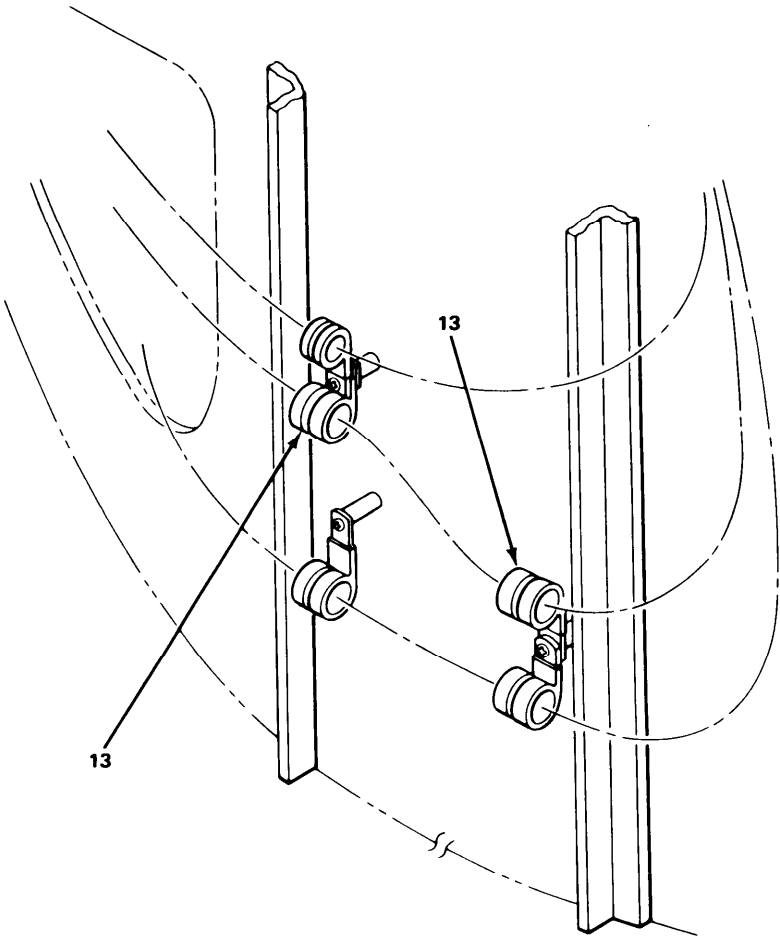
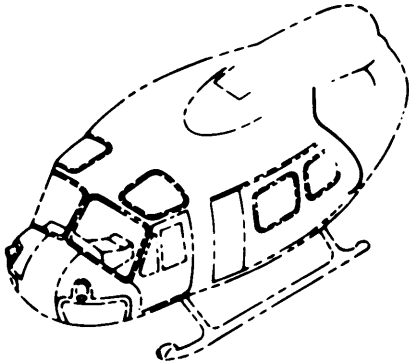
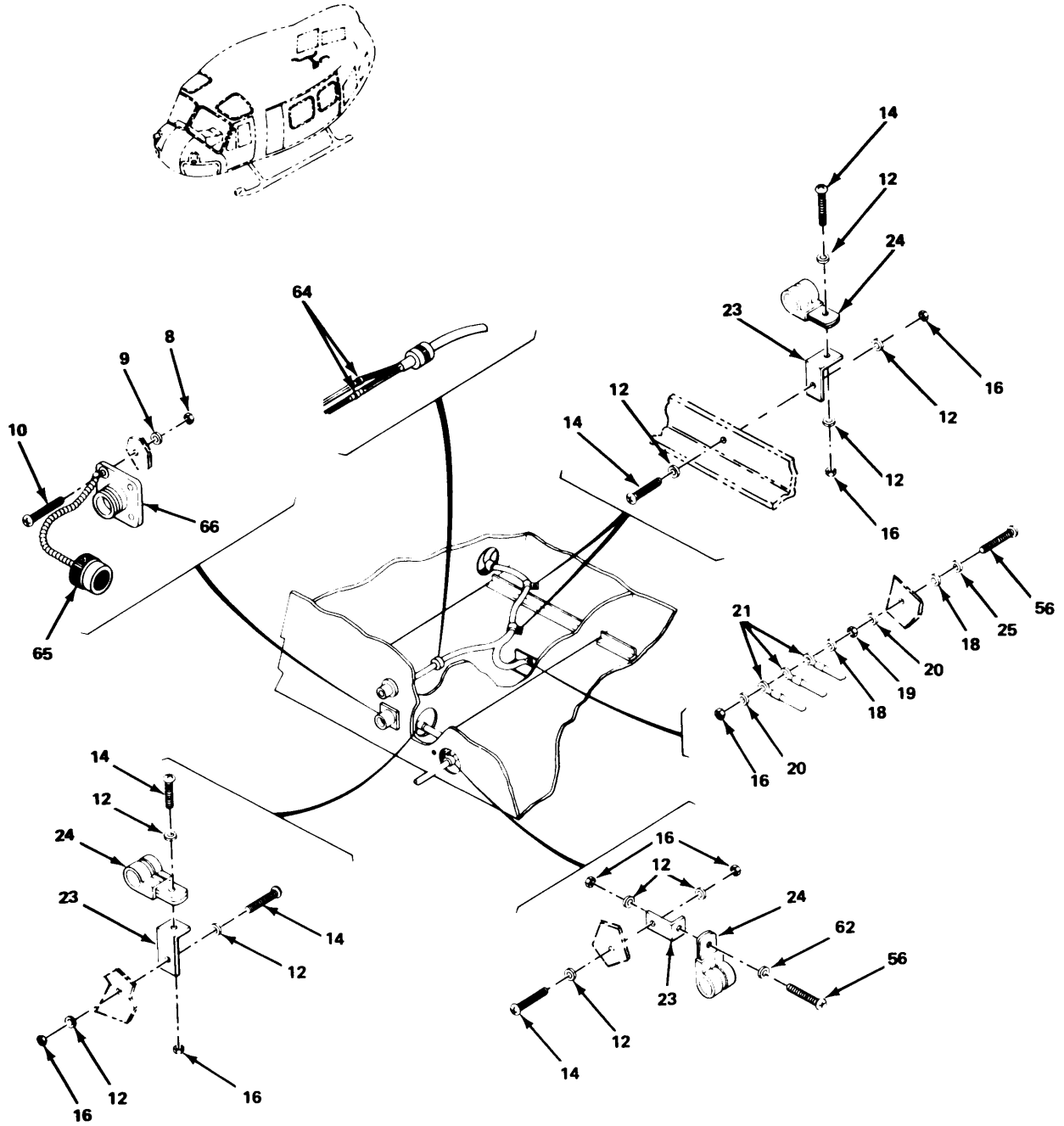


Figure 160. Harness/Cable Installation (Sheet 5 of 16).



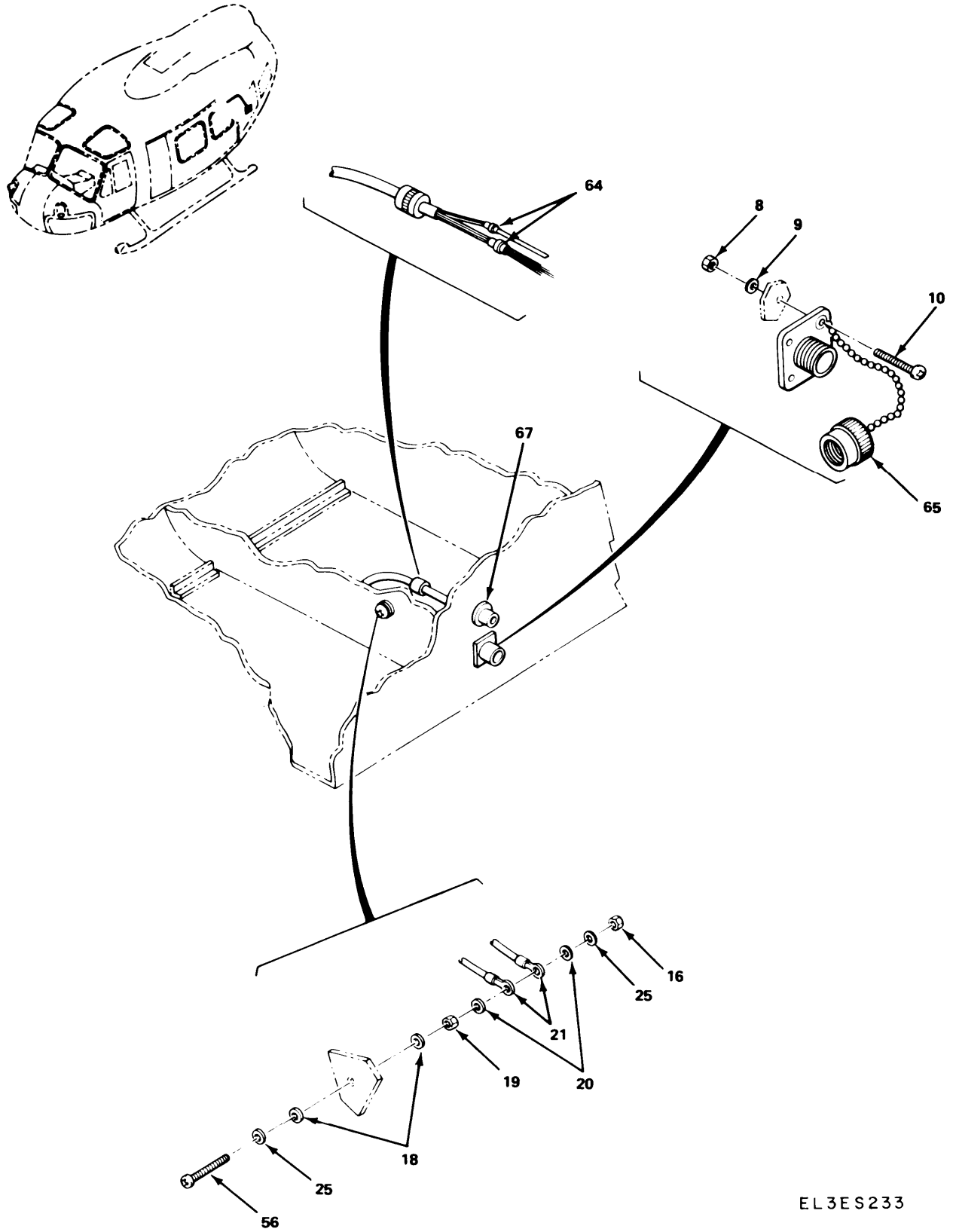
EL3ES232

Figure 160. Harness/Cable Installation (Sheet 6 of 16).



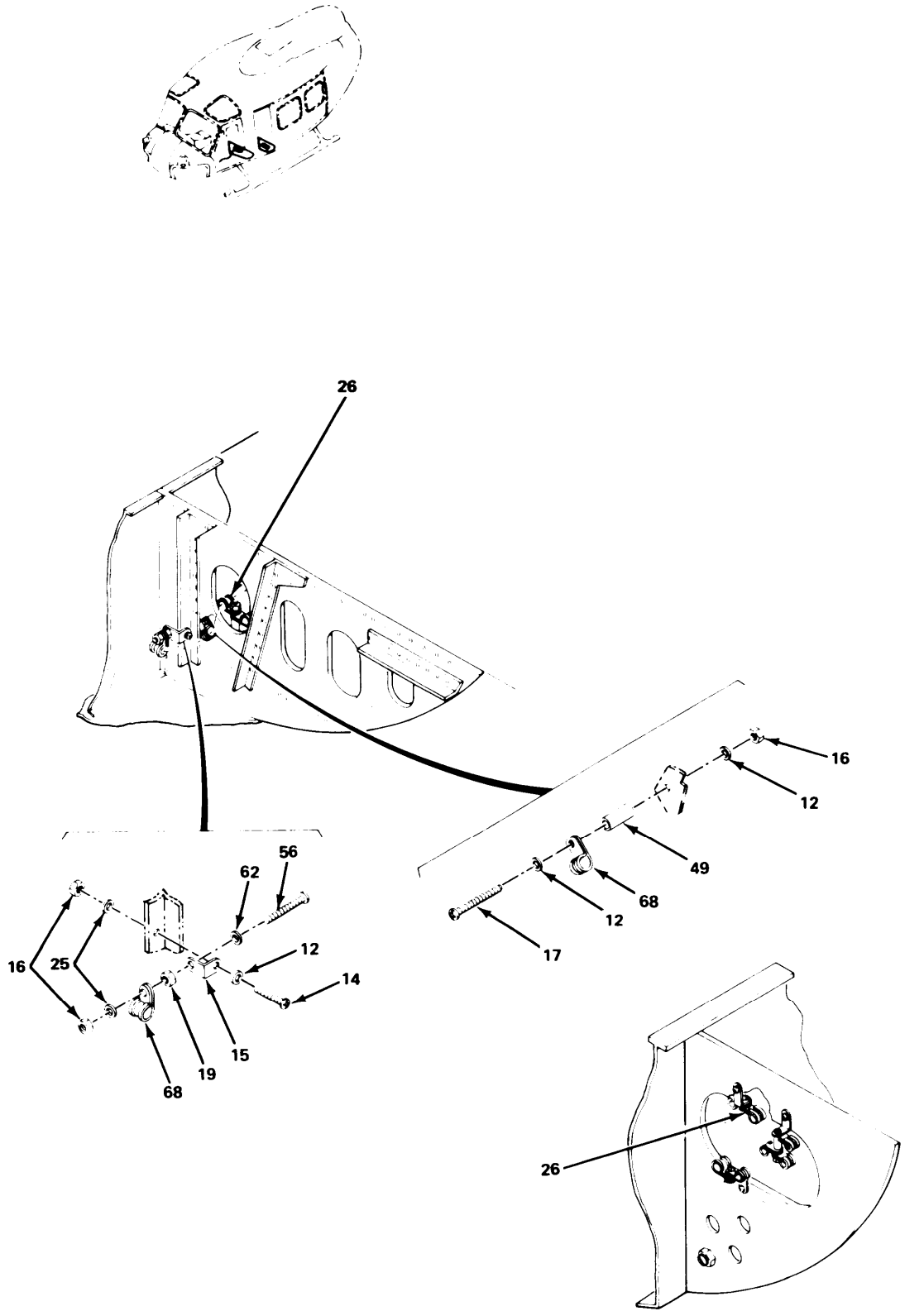
EL3ES235

Figure 160. Harness/Cable Installation (Sheet 7 of 16).



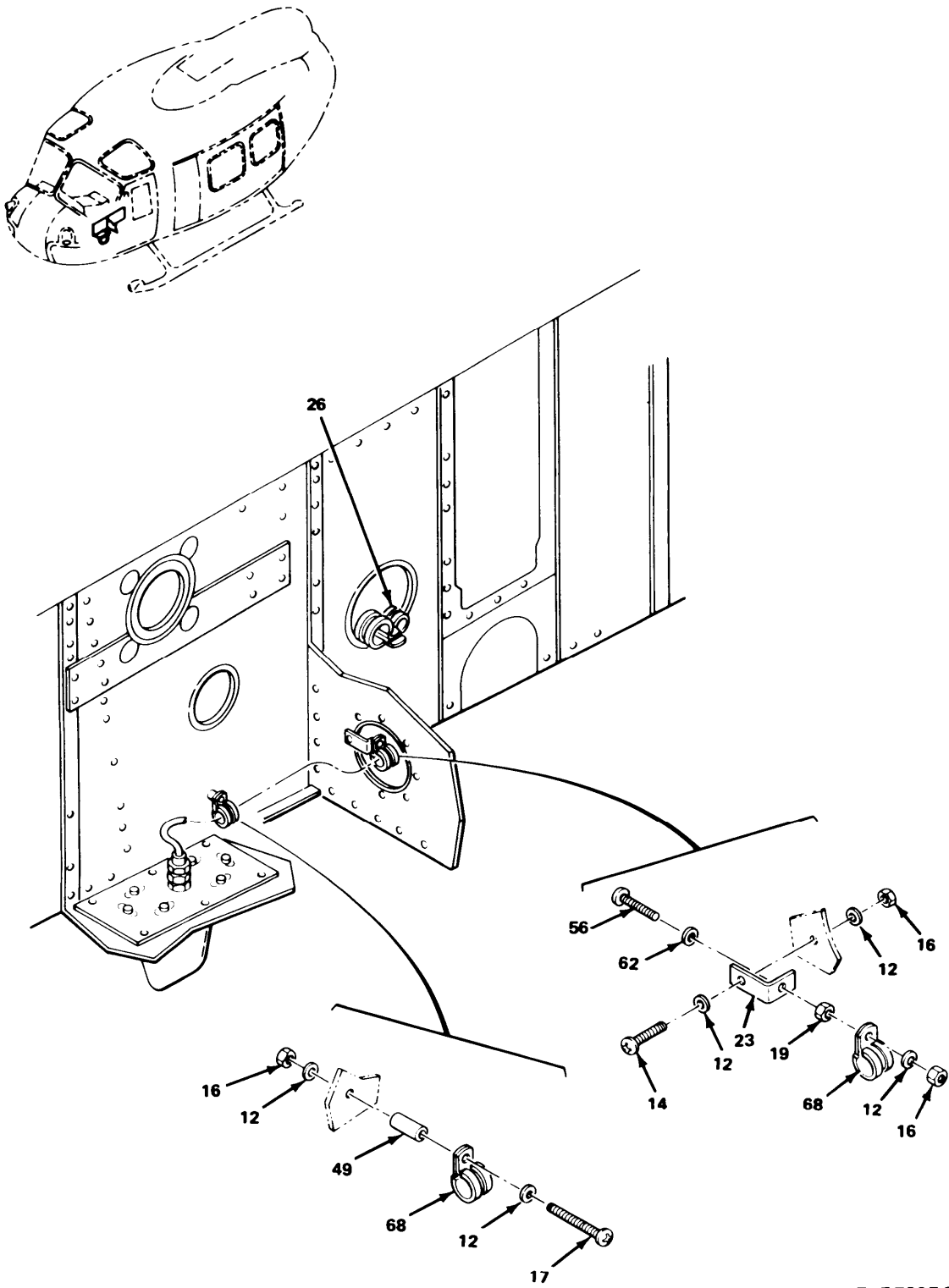
EL3ES233

Figure 160. Harness/Cable Installation (Sheet 8 of 16).



EL3ES234

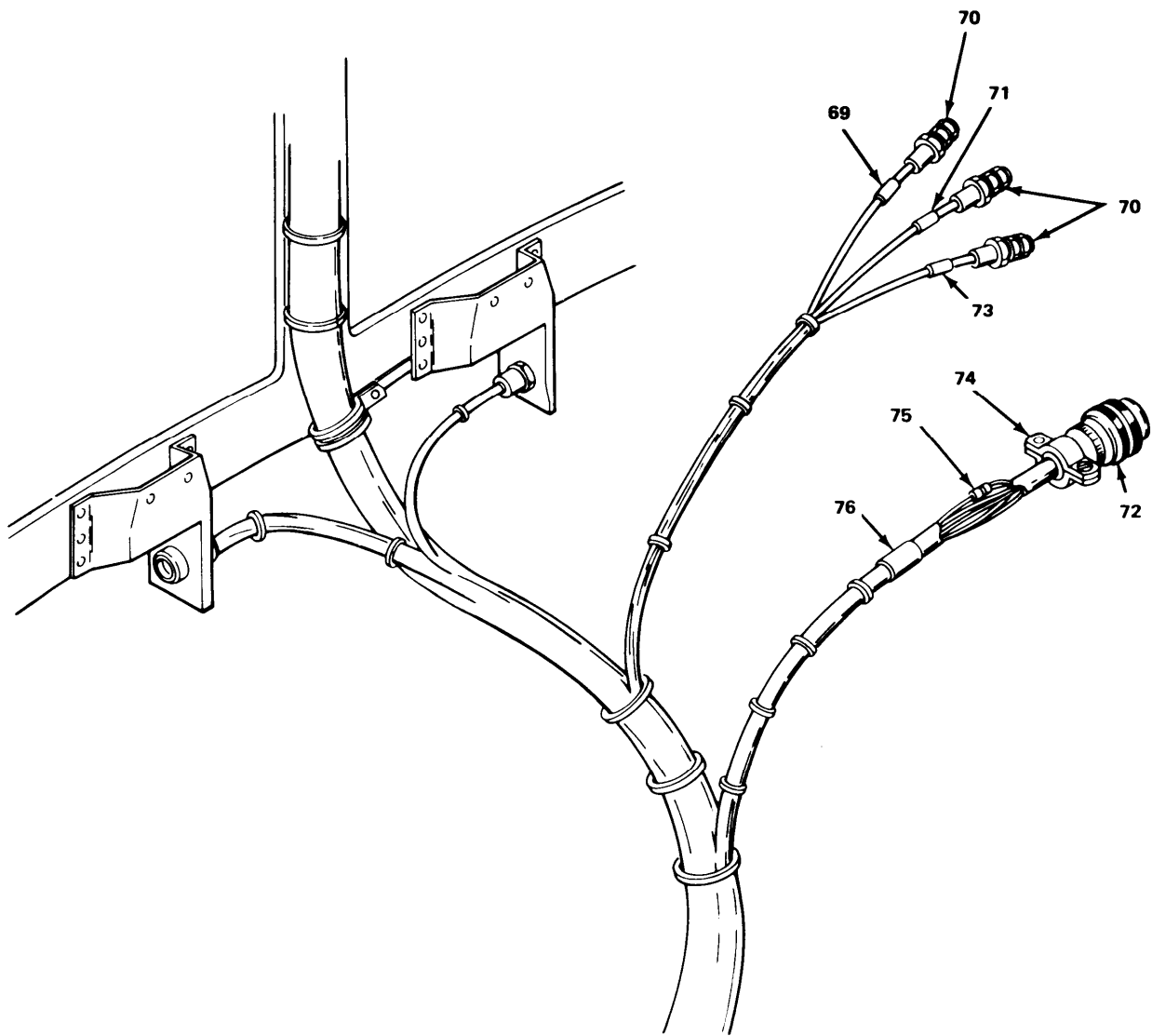
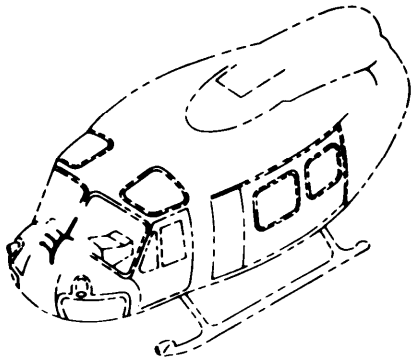
Figure 160. Harness/Cable Installation (Sheet 9 of 16).



EL3ES236

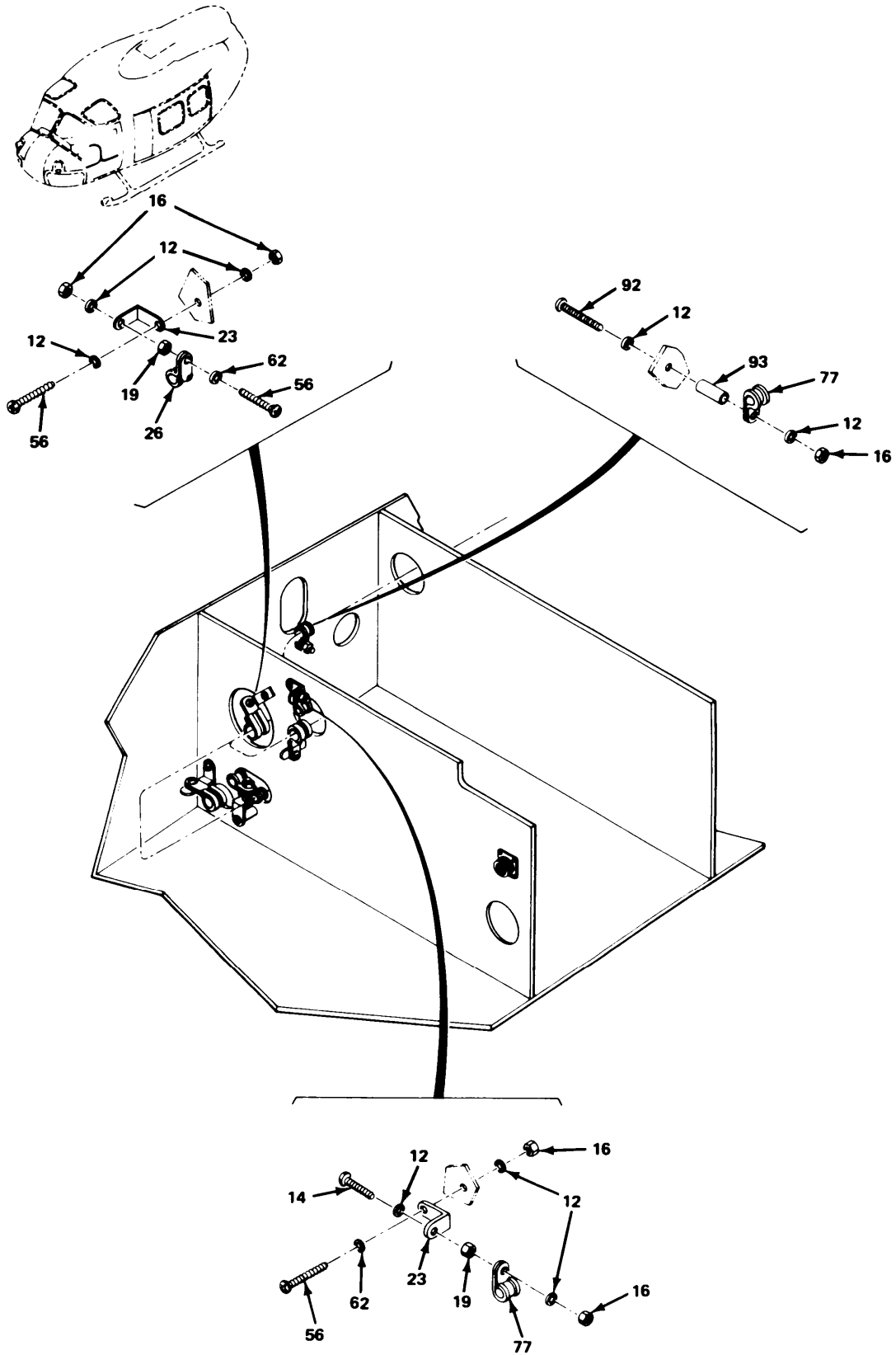
Figure 160. Harness/Cable Installation (Sheet 10 of 16).





EL3ES236

Figure 160. Harness/Cable Installation (Sheet 11 of 16).



EL3ES238

Figure 160. Harness/Cable Installation (Sheet 12 of 16).

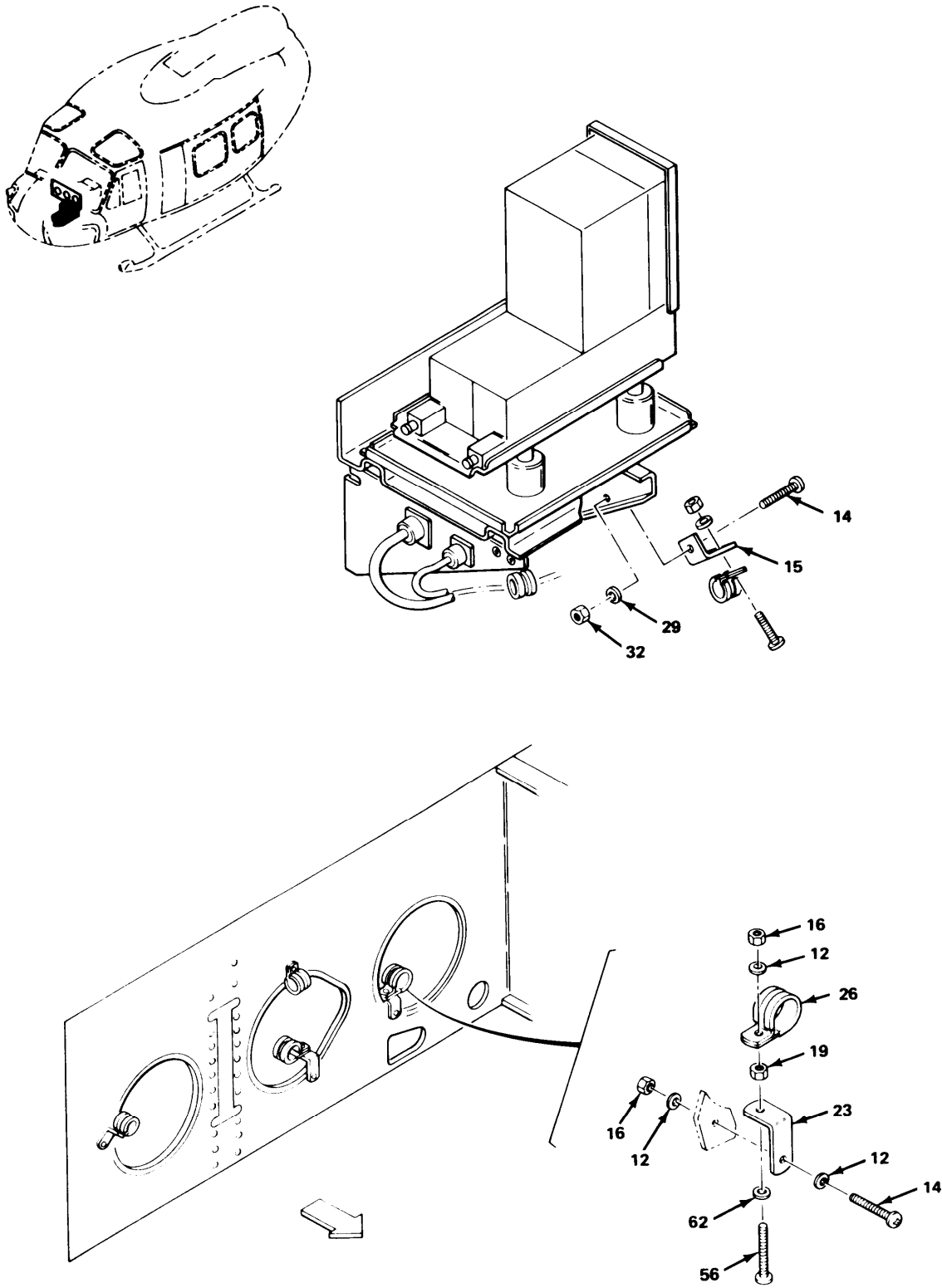
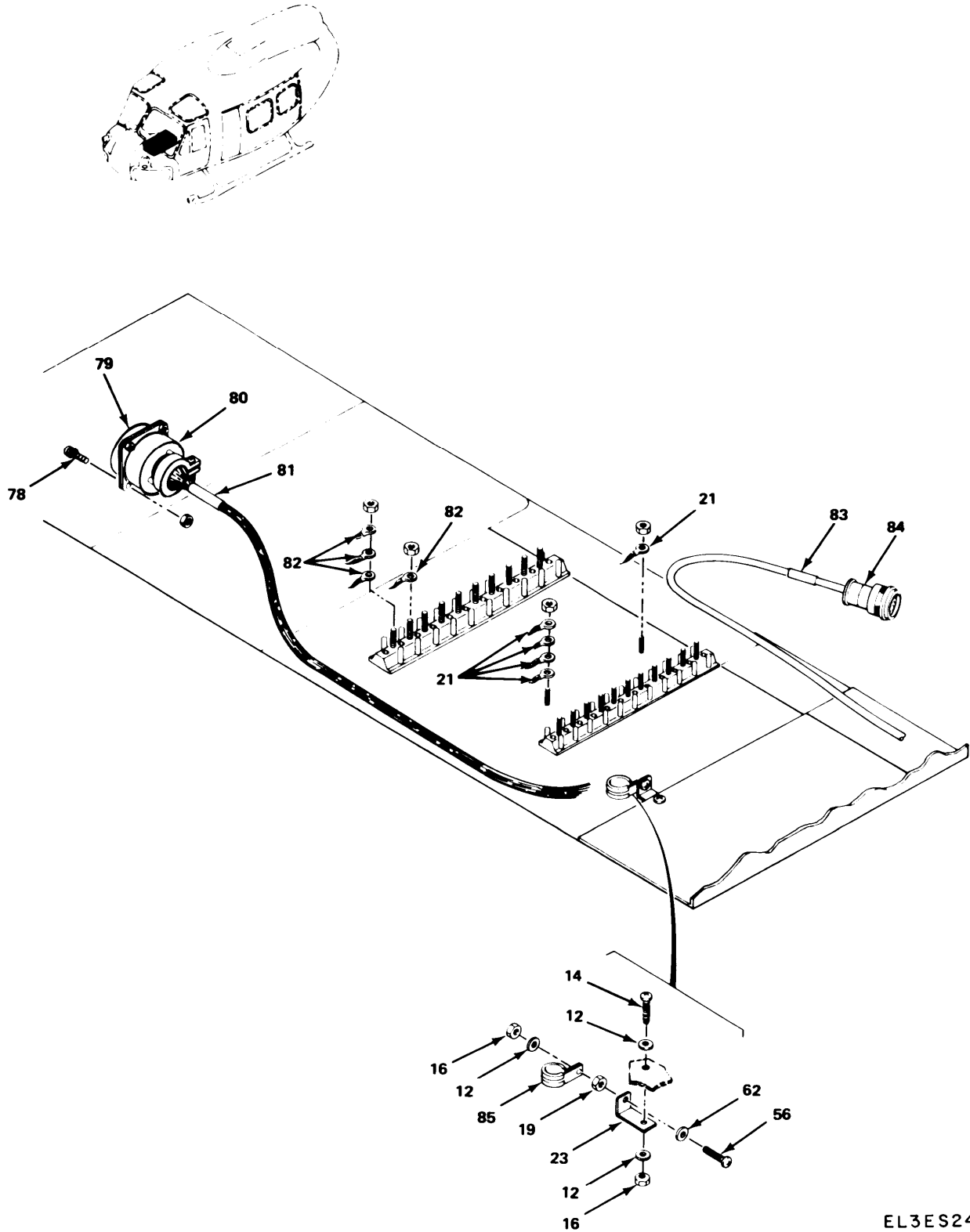
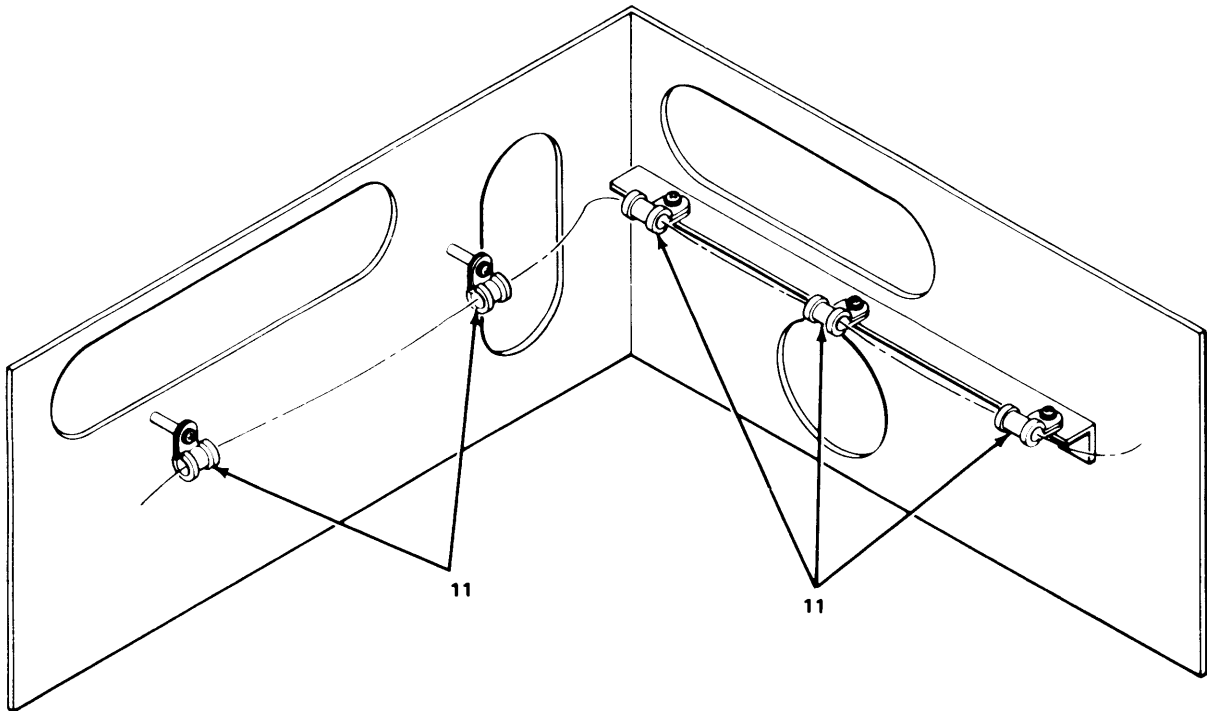
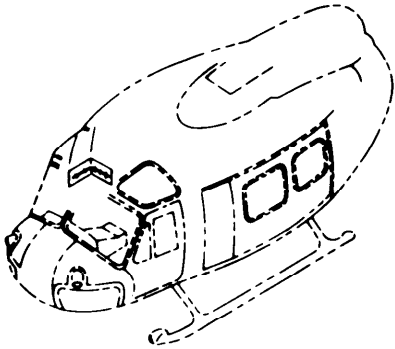


Figure 160. Harness/Cable Installation (Sheet 13 of 16).



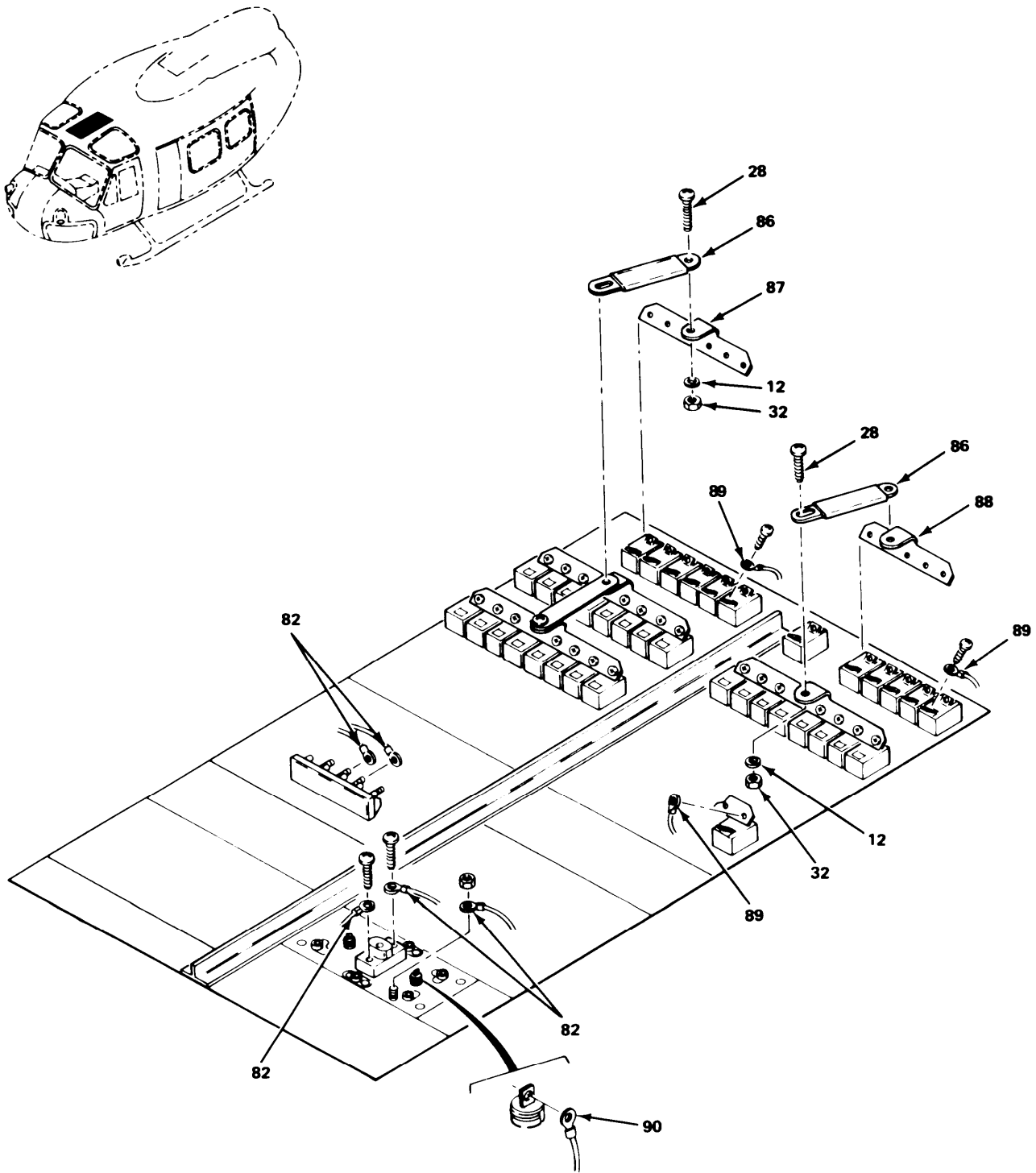
EL3ES240

Figure 160. Harness/Cable Installation (Sheet 14 of 16).



EL3ES241

Figure 160. Harness/Cable Installation (Sheet 15 of 16).



EL3ES242

Figure 160. Harness/Cable Installation (Sheet 16 of 16).

SECTION II			TM11-1520-210-20P		
(1)	(2)	(3)	(4)	(5)	(6)
ITEM	SMR		PART		
NO	CODE	FSCM	NUMBER	DESCRIPTION AND USABLE ON CODE (UOC)	QTY
GROUP 0516 HARNESS/CABLE INSTALLATION					
FIGURE 160					
1	XBOOO	20309	ES-D-221301	CABLE ASSY,RF /SEE FIGURE 163/ UOC:FGK	1
2	XB000	20309	ES-F-221304	WIRING HARNESS /SEE FIGURE 162/ UOC:FGK	1
3	XBOOO	20309	ES-F-221302	HARNESS/CABLE INSTL /SEE FIGURE 161/ UOC:FGK	1
4	XBOOO	20309	ES-F-221536-102	WIRING HARNESS /SEE FIGURE 165/ UOC:FGK	1
5	PAOZZ	20309	ES-F-221536-104	WIRING HARNESS UOC:FGK	1
6	XBOOO	20309	ES-F-221536-103	WIRING HARNESS /SEE FIGURE 166/ UOC:FGK	1
7	XBOOO	20309	ES-F-221536-101	WIRING HARNESS /SEE FIGURE 164/ UOC:FGK	1
8	PAOZZ	96906	MS35650-303	NUT, PLAIN, HEXAGON UOC:FGK	1
9	PAOZZ	96906	MS15795-804	WASHER, FLAT UOC:FGK	1
10	PAOZZ	96906	MS35206-216	SCREW, MACHINE UOC:FGK	1
11	PAOZZ	96906	MS21919DG5	CLAMP, LOOP UOC:FGK	2
12	PAOZZ	88044	AN960PD10L	WASHER, FLAT UOC:FGK	45
13	PAOZZ	96906	MS21919DG6	CLAMP, LOOP UOC:FGK	7
14	PAOZZ	96906	MS35207-263	SCREW, MACHINE UOC:FGK	13
15	XBOZZ	20309	ES-B-220311-2	BRACKET, ANGLE UOC:FGK	5
16	PAOZZ	96906	MS21045L3	NUT, SELF-LOCKING, HE UOC:FGK	28
17	PAOZZ	96906	MS35207-267	SCREW, MACHINE UOC:FGK	5
18	PAOZZ	88044	AN960D10	WASHER, FLAT UOC:FGK	4
19	PAOZZ	96906	MS35650-302	NUT, PLAIN, HEXAGON UOC:FGK	11
20	PAOZZ	88044	AN960-10L	WASHER, FLAT UOC:FGK	3
21	PAOZZ	96906	MS25036-103	TERMINAL, LUG UOC:FGK	6
22	PAOZZ	96906	MS25036-108	TERMINAL, LUG UOC:FGK	1
23	XBOZZ	20309	ES-B-220311-1	BRACKET, ANGLE	5

SECTION II			TM11-1520-210-20P		
(1)	(2)	(3)	(4)	(5)	(6)
ITEM	SMR		PART		
NO	CODE	FSCM	NUMBER	DESCRIPTION AND USABLE ON CODE (UOC)	QTY
				UOC:FGK	
24	PAOZZ	96906	MS21919DG3	CLAMP, LOOP	10
				UOC:FGK	
25	PAOZZ	96906	MS35338-43	WASHER, LOCK	3
				UOC:FGK	
26	PAOZZ	96906	MS21919DG11	CLAMP, LOOP	6
				UOC:FGK	
27	PAOZZ	71468	249-1173-001	CONTACT, ELECTRICAL	1
				UOC:FGK	
28	PAOZZ	96906	MS51958-63	SCREW, MACHINE	6
				UOC:FGK	
29	PAOZZ	88044	AN960C10L	WASHER, FLAT	11
				UOC:FGK	
30	PAOZZ	96906	MS21919DG9	CLAMP, LOOP	11
				UOC:FGK	
31	PAOZZ	96906	MS51958-65	SCREW, MACHINE	2
				UOC:FGK	
32	PAOZZ	96906	MS21044C3	NUT, SELF-LOCKING, HE	15
				UOC:FGK	
33	PAOZZ	96906	MS9592-010	BRACKET, ANGLE	2
				UOC:FGK	
34	PAOZZ	96906	MS21919WDG17	CLAMP, LOOP	1
				UOC:FGK	
35	PAOZZ	78022	17-615-00-406	RIVET, SOLID	2
				UOC:FGK	
36	PAOZZ	18876	8521063	BRACKET, ANGLE	1
				UOC:FGK	
37	PAOZZ	80205	NAS43DD3-36	SPACER, SLEEVE	1
				UOC:FGK	
38	PAOZZ	96906	MS21919DG4	CLAMP, LOOP	2
				UOC:FGK	
39	PAOZZ	96906	MS51958-68	SCREW, MACHINE	4
				UOC:FGL	
40	PAOZZ	13499	124-3003-103	SPACER, SLEEVE	1
				UOC:FGK	
41	PAOZZ	96906	MS27183-5	WASHER, FLAT	4
				UOC:FGK	
42	PAOZZ	96906	MS51957-29	SCREW, MACHINE	4
				UOC:FGK	
43	XBOZZ	20309	ES-C-221545-2	PLATE, IDENT	1
				UOC:FGK	
44	PAOZZ	96906	MS21984-30	CIRCUIT BREAKER	1
				UOC:FGK	
45	PAOZZ	98410	BB537-08	TERMINAL, LUG	9
				UOC:FGK	
46	PAOZZ	96906	MS25036-156	TERMINAL, LUG	5
				UOC:FGK	
47	PAOZZ	80205	NAS43DD3-48	SPACER, SLEEVE	1
				UOC:FGK	
48	PAOZZ	96906	MS51958-69	SCREW, MACHINE	1
				UOC:FGK	
49	PAOZZ	80205	NAS43DD3-32	SPACER, SLEEVE	6

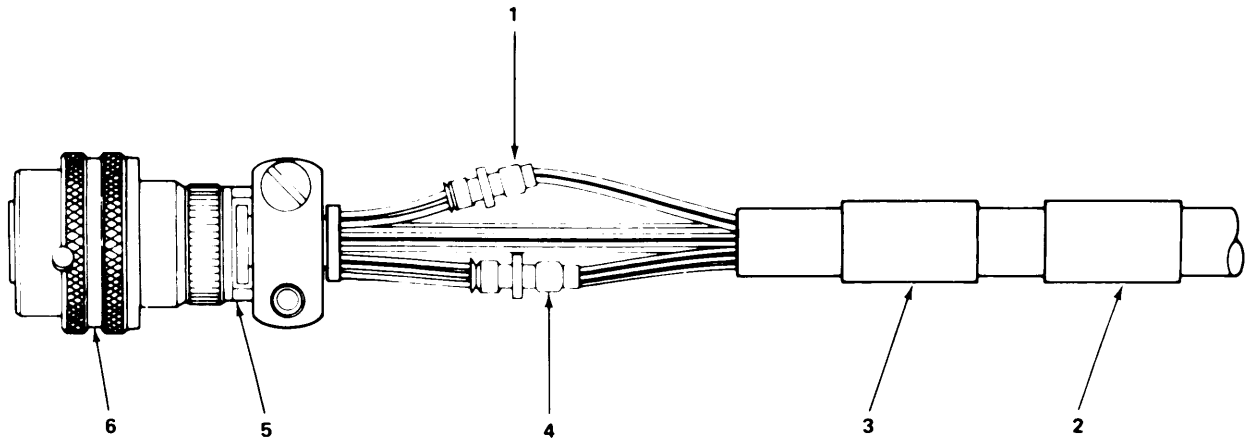


SECTION II			TM11-1520-210-20P		
(1)	(2)	(3)	(4)	(5)	(6)
ITEM	SMR		PART		
NO	CODE	FSCM	NUMBER	DESCRIPTION AND USABLE ON CODE (UOC)	QTY
50	PAOZZ	96906	MS21044N04	UOC:FGK NUT, SELF-LOCKING, HE	8
51	PAOZZ	96906	MS27183-4	UOC:FGK WASHER, FLAT	16
52	PAOZZ	96906	MS3100R24-12S	UOC:FGK CONNECTOR, RECEPTACL	1
53	PAOZZ	96906	MS35206-217	UOC:FGK SCREW, MACHINE	8
54	PAOZZ	96906	MS3100R16S-1S	UOC:FGK CONNECTOR, RECEPTACL	1
55	PAOZZ	96906	MS35207-265	UOC:FGK SCREW, MACHINE	1
56	PAOZZ	96906	MS35207-264	UOC:FGK SCREW, MACHINE	5
57	PAOZZ	96906	MS25036-123	UOC:FGK TERMINAL, LUG	5
58	PAOZZ	96906	MS25171-3S	UOC:FGK CABLE NIPPLE, ELECTR	2
59	XBOZZ	20309	ES-D-221579-46	UOC:FGK MARKER BAND	1
60	XBOZZ	20309	ES-D-221579-45	UOC:FGK MARKER BAND	1
61	XBOZZ	20309	ES-D-221579-47	UOC:FGK MARKER BAND	1
62	PAOZZ	96906	MS35335-32	UOC:FGK WASHER, LOCK	8
63	PAOZZ	96906	MS25036-157	UOC:FGK TERMINAL, LUG	4
64	PAOZZ	81349	M7928/5-4	UOC:FGK SPLICE, CONDUCTOR	4
65	PAOZZ	96906	MS3181-14N	UOC:FGK COVER, ELECTRICAL CO	1
66	PAOZZ	96906	MS3115-14A	UOC:FGK DUMMY CONNECTOR, REC	1
67	PAOZZ	96906	MS3124E14-19S	UOC:FGK CONNECTOR, RECEPTACL	1
68	PAOZZ	96906	MS21919WDG2	UOC:FGK CLAMP, LOOP	4
69	XBOZZ	20309	ES-D-221579-35	UOC:FGK MARKER BAND	1
70	PAOZZ	81349	M39012/55-3026	UOC:FGK CONNECTOR, PLUG, ELEC	6
71	XBOZZ	20309	ES-D-221579-33	UOC:FGK MARKER BAND	1
72	PAOZZ	96906	MS27473T10B35S	UOC:FGK CONNECTOR, PLUG, ELEC	1
73	XBOZZ	20309	ES-D-221579-34	UOC:FGK MARKER BAND	1
74	PAOZZ	96906	MS27506B10-2	UOC:FGK CLAMP, CABLE, ELECTRI	1
75	PAOZZ	06090	D133-06	UOC:FGK SPLICE, CONDUCTOR	1

SECTION II			TM11-1520-210-20P		
(1)	(2)	(3)	(4)	(5)	(6)
ITEM	SMR		PART		
NO	CODE	FSCM	NUMBER	DESCRIPTION AND USABLE ON CODE (UOC)	QTY
76	PAOZZ	20309	ES-D-221579-31	UOC:FGK MARKER BAND	1
77	PAOZZ	96906	MS21919DG10	UOC:FGK CLAMP, LOOP	1
78	PAOZZ	71468	D110550	UOC:FGK STUD, SHOULDERED AND	2
79	PAOZZ	81349	M24308/2-1	UOC:FGK CONNECTOR, RECEPTACL	1
80	PAOZZ	81349	M24308/21-1	UOC:FGK SHIELD, ELECTRICAL C	1
81	XBOZZ	20309	ES-D-221579-48	UOC:FGK MARKER BAND	1
82	PAOZZ	96906	MS25036-102	UOC:FGK TERMINAL, LUG	7
83	XBOZZ	20309	ES-D-221579-55	UOC:FGK MARKER BAND	1
84	PAOZZ	96906	MS3126F12-10S	UOC:FGK CONNECTOR, PLUG, ELEC	1
85	PAOZZ	88044	AN742D12C	UOC:FGK CLAMP, LOOP	1
86	XBOZZ	20309	ES-B-221720	UOC:FGK JUMPER ASSY	2
87	XBOZZ	97499	20-077-6A2C	UOC:FGK BUS, CONDUCTOR	1
88	PAOZZ	97499	204-075-230-5	UOC:FGK BUS, CONDUCTOR	1
89	PAOZZ	98410	A521-08	UOC:FGK TERMINAL, LUG	30
90	PAOZZ	96906	MS25036-148	UOC:FGK TERMINAL, LUG	1
91	PAOZZ	96906	MS35489-9	UOC:FGK GROMMET, NONMETALLIC	1
92	PAOZZ	96906	MS35207-268	UOC:FGK SCREW, MACHINE	1
93	PAOZZ	13499	124-3003-103	UOC:FGK SPACER, SLEEVE	1

END OF FIGURE

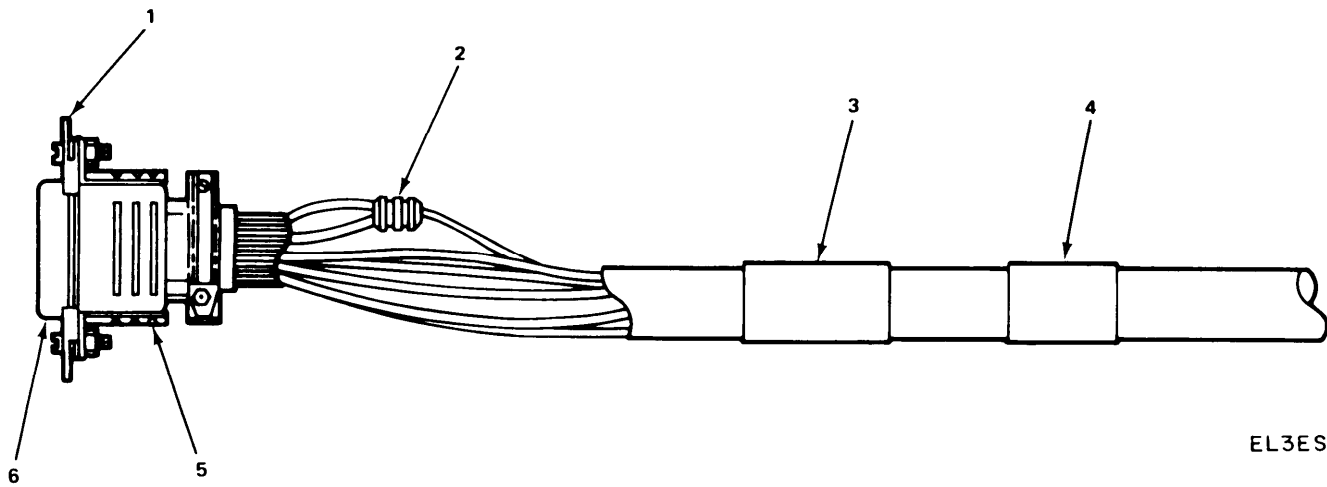




EL3ES243

Figure 161. Harness/Cable Installation.

SECTION II			TM11-1520-210-20P		
(1)	(2)	(3)	(4)	(5)	(6)
ITEM	SMR		PART		
NO	CODE	FSCM	NUMBER	DESCRIPTION AND USABLE ON CODE (UOC)	QTY
				GROUP 051601 HARNESS/CABLE INSTALLATION	
				FIGURE 161	
1	PAOZZ	06090	D133-06	SPLICE, CONDUCTOR UOC:FGK	9
2	XBOZZ	20309	ES-D-221579-38	MARKER BAND UOC:FGK	1
3	XBOZZ	20309	ES-D-221579-39	MARKER BAND UOC:FGK	1
4	PAOZZ	81349	M83519/1-3	SPLICE, CONDUCTOR UOC:FGK	3
5	PAOZZ	96906	MS27506B12-2	CLAMP, CABLE, ELECTRI UOC:FGK	1
6	PAOZZ	96906	MS27473T12B35S	CONNECTOR, PLUG, ELEC UOC:FGK	1
				END OF FIGURE	



EL3ES244

Figure 162. Wiring Harness.

SECTION II			TM11-1520-210-20P		
(1)	(2)	(3)	(4)	(5)	(6)
ITEM	SMR		PART		
NO	CODE	FSCM	NUMBER	DESCRIPTION AND USABLE ON CODE (UOC)	QTY
				GROUP 051602 WIRING HARNESS	
				FIGURE 162	
1	PAOZZ	71468	D110278	STRIKE,CATCH UOC:FGK	2
2	PAOZZ	80205	NAS1745-15	SPLICE,CONDUCTOR UOC:FGK	1
3	XBOZZ	20309	ES-D-221579-41	MARKER BAND UOC:FGK	1
4	XBOZZ	20309	ES-D-221579-40	MARKER BAND UOC:FGK	1
5	PAOZZ	81349	M24308/20-3	SHIELD,ELECTRICAL C UOC:FGK	1
6	PAOZZ	81349	M24308/2-3	CONNECTOR,RECEPTACL UOC:FGK	1
				END OF FIGURE	

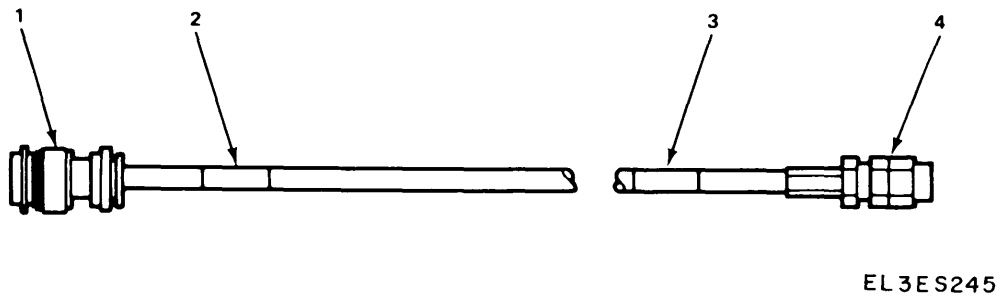


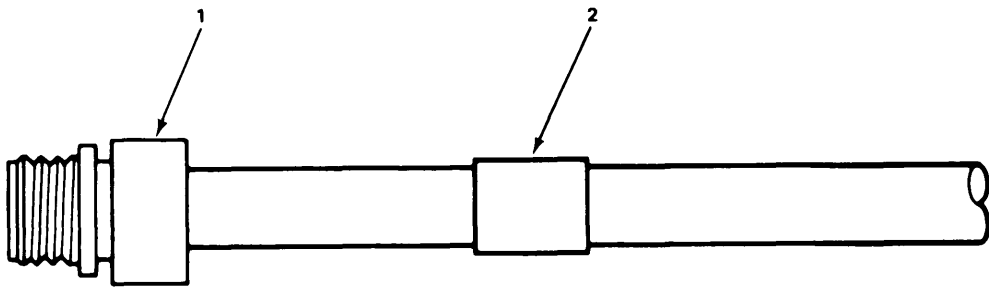
Figure 163. Radio Frequency Cable Assembly.



## SECTION II

TM11-1520-210-20P

(1) ITEM NO	(2) SMR CODE	(3) FSCM	(4) PART NUMBER	(5) DESCRIPTION AND USABLE ON CODE (UOC)	(6) QTY
				GROUP 051603 RADIO FREQUENCY CABLE ASSEMBLY	
				FIGURE 163	
1	PAOZZ	91836	KA-59-69	CONNECTOR, PLUG, ELEC UOC:FGK	1
2	XBOZZ	20309	ES-D-221579-36	MARKER BAND UOC:FGK	1
3	XBOZZ	20309	ES-D-221579-37	MARKER BAND UOC:FGK	1
4	PAOZZ	81349	M39012/55-3026	CONNECTOR, PLUG, ELEC UOC:FGK	1
				END OF FIGURE	



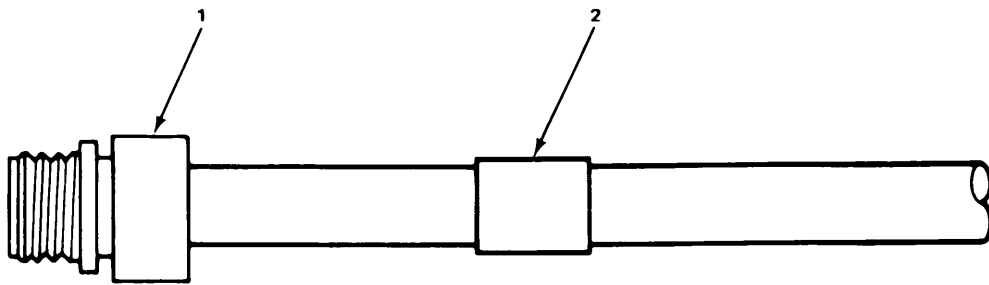
EL3ES246

Figure 164. Wi ri ng Harness.

## SECTION II

TM11-1520-210-20P

(1)	(2)	(3)	(4)	(5)	(6)
ITEM	SMR	FSCM	PART	DESCRIPTION AND USABLE ON CODE (UOC)	QTY
NO	CODE		NUMBER		
				GROUP 051604 WIRING HARNESS	
				FIGURE 164	
1	PAOZZ	96906	MS3100R16S-1S	CONNECTOR,RECEPTACL UOC:FGK	1
2	XBOZZ	20309	ES-D-221579-49	MARKER BAND UOC:FGK	1
				END OF FIGURE	



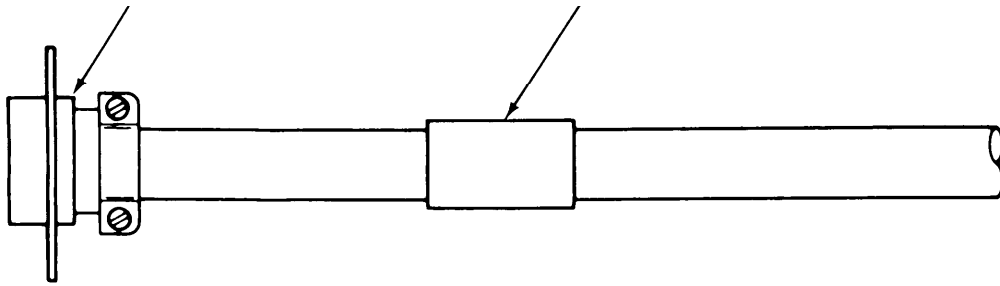
EL3ES247

Figure 165. Wiring Harness.

## SECTION II

TM11-1520-210-20P

(1) ITEM NO	(2) SMR CODE	(3) FSCM	(4) PART NUMBER	(5) DESCRIPTION AND USABLE ON CODE (UOC)	(6) QTY
				GROUP 051605 WIRING HARNESS	
				FIGURE 165	
1	PAOZZ	96906	MS3100R24-12S	CONNECTOR, RECEPTACL UOC:FGK	1
2	XBOZZ	20309	ES-D-221579-50	MARKER BAND UOC:FGK	1
				END OF FIGURE	



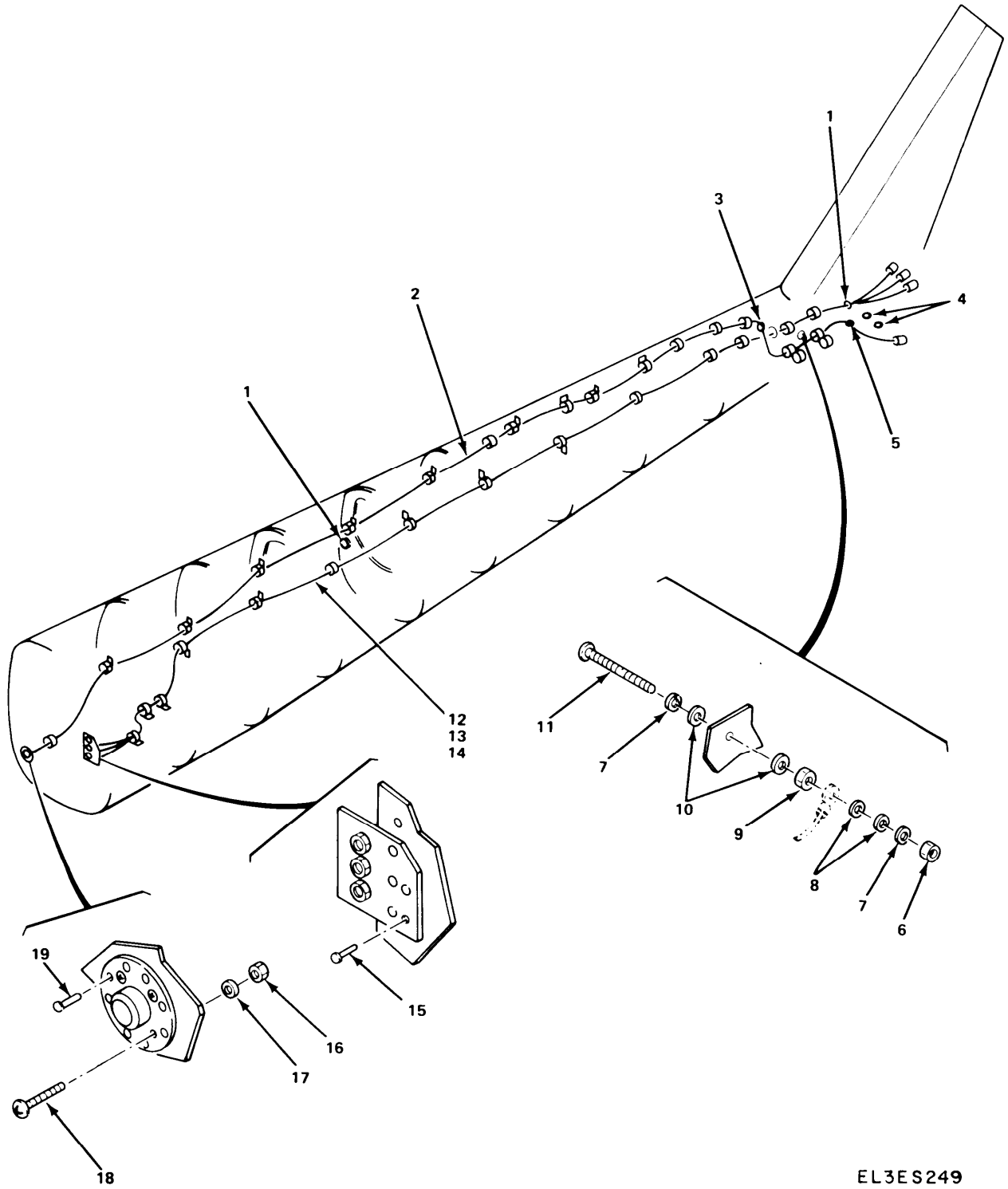
EL3ES248

Figure 166. Wiring Harness.

## SECTION II

TM11-1520-210-20P

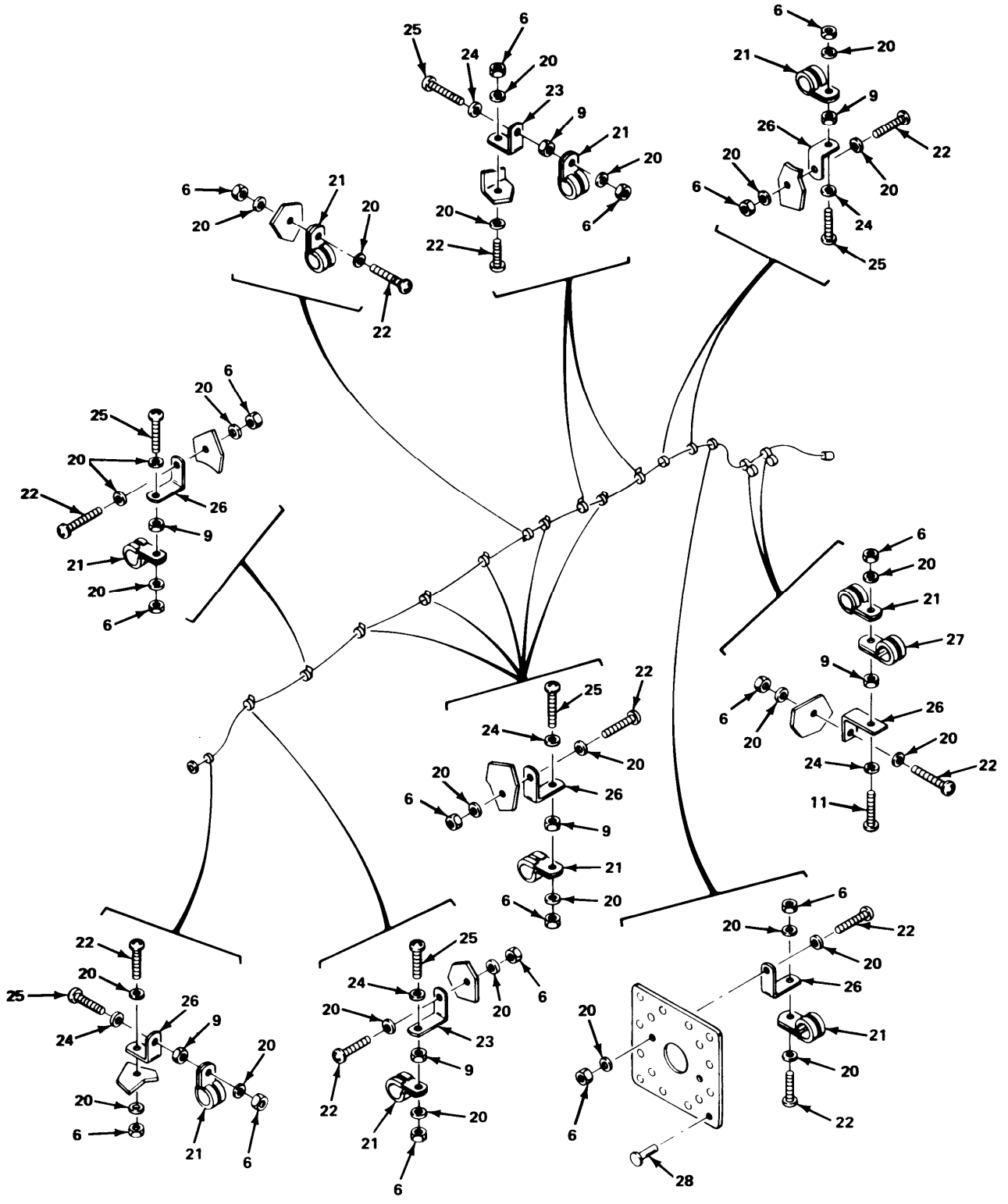
(1)	(2)	(3)	(4)	(5)	(6)
ITEM	SMR		PART		
NO	CODE	FSCM	NUMBER	DESCRIPTION AND USABLE ON CODE (UOC)	QTY
				GROUP 051606 WIRING HARNESS	
				FIGURE 166	
1	PAOZZ	96906	MS3106P18-45	CONNECTOR, PLUG, ELEC	1
				UOC:FGK	
2	XBOZZ	20309	ES-D-221579-51	MARKER BAND	1
				UOC:FGK	
				END OF FIGURE	



EL3ES249

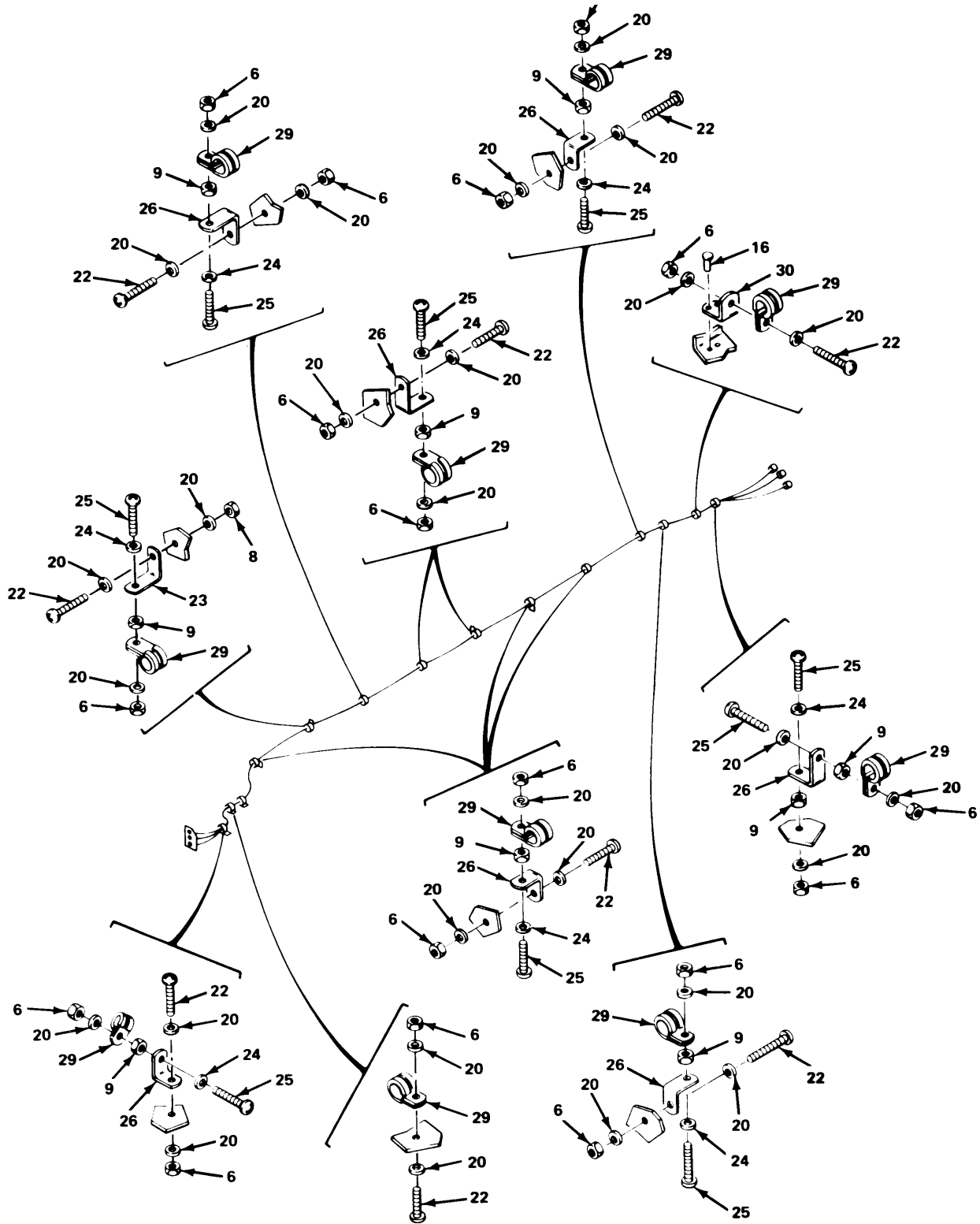
Figure 167. Harness/Cable Installation (Sheet 1 of 3).





EL3ES250

Figure 167. Harness/Cable Installation (Sheet 2 of 3).




EL3ES251

Figure 167. Harness/Cable Installation (Sheet 3 of 3).

SECTION II		TM11-1520-210-20P			
(1)	(2)	(3)	(4)	(5)	(6)
ITEM	SMR		PART		
NO	CODE	FSCM	NUMBER	DESCRIPTION AND USABLE ON CODE (UOC)	QTY
				GROUP 0517 HARNESS/CABLE INSTALLATION	
				FIGURE 167	
1	PAOZZ	96906	MS21266-2N	GROMMET, NONMETALLIC UOC:FGK	19
2	XBOOO	20309	ES-C-221552	CABLE ASSY, RF /SEE FIGURE 171/ UOC:FGK	1
3	PAOZZ	96906	MS35489-38	GROMMET, NONMETALLIC UOC:FGK	1
4	PAOZZ	88044	AN93186-10	GROMMET, NONMETALLIC UOC:FGK	2
5	PAOZZ	96906	MS21266-4N	GROMMET, NONMETALLIC UOC:FGK	1
6	PAOZZ	96906	MS21045L3	NUT, SELF-LOCKING, HE UOC:FGK	61
7	PAOZZ	96906	MS35338-43	WASHER, LOCK UOC:FGK	2
8	PAOZZ	88044	AN960-10L	WASHER, FLAT UOC:FGK	2
9	PAOZZ	96906	MS35650-302	NUT, PLAIN, HEXAGON UOC:FGK	29
10	PAOZZ	88044	AN960D10	WASHER, FLAT UOC:FGK	2
11	PAOZZ	96906	MS35207-265	SCREW, MACHINE UOC:FGK	3
12	XBOOO	20309	ES-D-221305-101	CABLE ASSY, RF /SEE FIGURE 168/ UOC:FGK	1
13	XBOOO	20309	ES-D-221305-102	CABLE ASSY, RF /SEE FIGURE 169/ UOC:FGK	1
14	XBOOO	20309	ES-D-221305-103	CABLE ASSY, RF /SEE FIGURE 170/ UOC:FGK	1
15	PAOZZ	96906	MS20470AD4-5	RIVET, SOLID UOC:FGK	5
16	PAOZZ	96906	MS35206-216	SCREW, MACHINE UOC:FGK	4
17	PAOZZ	96906	MS21045L04	NUT, SELF-LOCKING, HE UOC:FGK	4
18	PAOZZ	96906	MS15795-703	WASHER, FLAT UOC:FGK	8
19	PAOZZ	96906	MS20470AD3-4	RIVET, SOLID UOC:FGK	10
20	PAOZZ	88044	AN960PD10L	WASHER, FLAT UOC:FGK	92
21	PAOZZ	96906	MS21919DG2	CLAMP, LOOP UOC:FGK	16
22	PAOZZ	96906	MS35207-263	SCREW, MACHINE UOC:FGK	32
23	XBOZZ	20309	ES-B-220311-1	BRACKET, ANGLE UOC:FGK	7

SECTION II					
(1)	(2)	(3)	TM11-1520-210-20P (4)	(5)	(6)
ITEM	SMR		PART		
NO	CODE	FSCM	NUMBER	DESCRIPTION AND USABLE ON CODE (UOC)	QTY
24	PAOZZ	96906	MS35335-32	WASHER, LOCK UOC:FGK	27
25	PAOZZ	96906	MS35207-264	SCREW, MACHINE UOC:FGK	26
26	XBOZZ	20309	ES-B-220311-2	BRACKET, ANGLE UOC:FGK	21
27	PAOZZ	96906	MS21919DG5	CLAMP, LOOP UOC:FGK	4
28	PAOZZ	88044	A470AD3-5	RIVET, SOLID UOC:FGK	16
29	PAOZZ	96906	MS21919DG3	CLAMP, LOOP UOC:FGK	14
30	XBOZZ	20309	ES-B-220355-1	BRACKET, ANGLE UOC:FGK	1
END OF FIGURE					

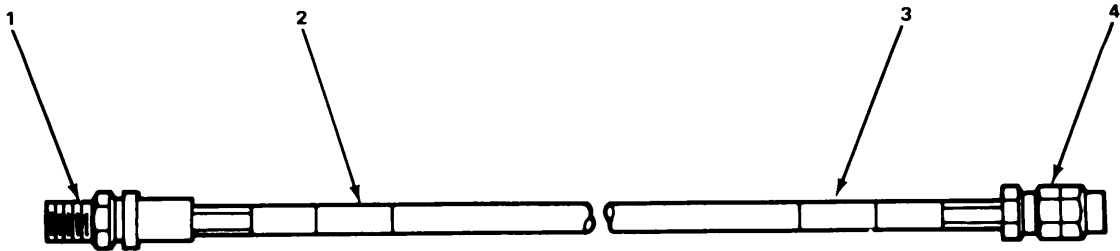




EL3ES252

Figure 168. Radio Frequency Cable Assembly.

SECTION II					
(1)	(2)	(3)	TM11-1520-210-20P (4)	(5)	(6)
ITEM	SMR		PART		
NO	CODE	FSCM	NUMBER	DESCRIPTION AND USABLE ON CODE (UOC)	QTY
				GROUP 051701 RADIO FREQUENCY CABLE ASSEMBLY	
				FIGURE 168	
1	PAOZZ	81349	M39012/59-3026	CONNECTOR, RECEPTACL UOC:FGK	1
2	XBOZZ	20309	ES-D-221579-25	MARKER BAND UOC:FGK	1
3	XBOZZ	20309	ES-D-221579-26	MARKER BAND UOC:FGK	1
4	PADZZ	81349	M39012/55-3026	CONNECTOR, PLUG, ELEC UOC:FGK	1
				END OF FIGURE	



EL3ES253


Figure 169. Radio Frequency Cable Assembly.



## SECTION II

TM11-1520-210-20P

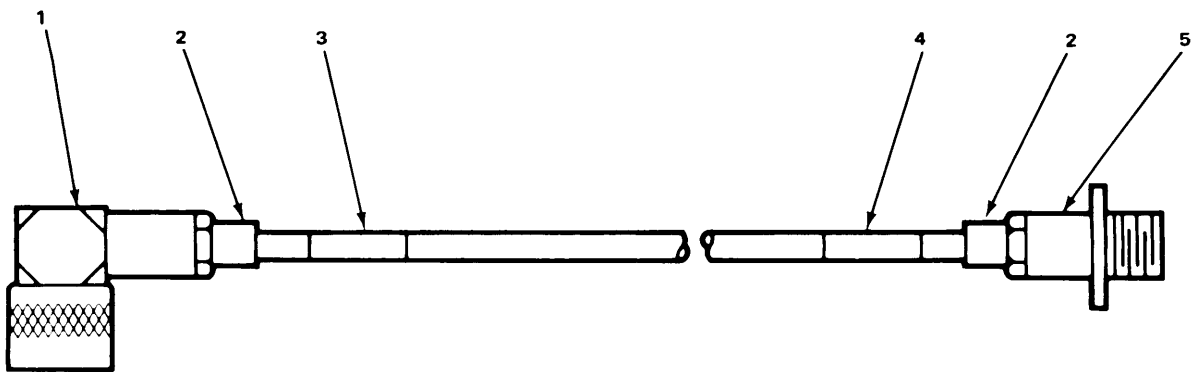
(1)	(2)	(3)	(4)	(5)	(6)
ITEM	SMR		PART		
NO	CODE	FSCM	NUMBER	DESCRIPTION AND USABLE ON CODE (UOC)	QTY
				GROUP 051702 RADIO FREQUENCY CABLE ASSEMBLY	
				FIGURE 169	
1	PAOZZ	81349	M39012/59-3026	CONNECTOR, RECEPTACL UOC:FGK	1
2	XBOZZ	20309	ES-D-221579-27	MARKER BAND UOC:FGK	1
3	XBOZZ	20309	ES-D-221579-28	MARKER BAND UOC:FGK	1
4	PAOZZ	81349	M39012/55-3026	CONNECTOR, PLUG, ELEC UOC:FGK	1
				END OF FIGURE	



EL3ES254

Figure 170. Radio Frequency Cable Assembly.

SECTION II		TM11-1520-210-20P			
(1)	(2)	(3)	(4)	(5)	(6)
ITEM	SMR		PART		
NO	CODE	FSCM	NUMBER	DESCRIPTION AND USABLE ON CODE (UOC)	QTY
				GROUP 051703 RADIO FREQUENCY CABLE ASSEMBLY	
				FIGURE 170	
1	PAOZZ	81349	M39012/59-3026	CONNECTOR, RECEPTACL UOC:FGK	1
2	XBOZZ	20309	ES-D-221579-29	MARKER BAND UOC:FGK	1
3	XBOZZ	20309	ES-D-221579-30	MARKER BAND UOC:FGK	1
4	PAOZZ	81349	M39012/55-3026	CONNECTOR, PLUG, ELEC UOC:FGK	1
				END OF FIGURE	



EL3ES255

Figure 171. Radio Frequency Cable Assembly.

SECTION II			TM11-1520-210-20P		
(1)	(2)	(3)	(4)	(5)	(6)
ITEM	SMR		PART		
NO	CODE	FSCM	NUMBER	DESCRIPTION AND USABLE ON CODE (UOC)	QTY
				GROUP 051704 RADIO FREQUENCY CABLE ASSEMBLY	
				FIGURE 171	
1	PAOZZ	74868	80775	CONNECTOR, PLUG, ELEC UOC:FGK	1
2	PAOZZ	91836	KS89-48	ADAPTER, CABLE CLAMP UOC:FGK	2
3	XBOZZ	20309	ES-D-221579-23	MARKER BAND UOC:FGK	1
4	XBOZZ	20309	ES-D-221579-24	MARKER BAND UOC:FGK	1
5	PAOZZ	80058	UG-1095B/U	CONNECTOR, RECEPTACL UOC:FGK	1
				END OF FIGURE	



## NATIONAL STOCK NUMBER AND PART NUMBER INDEX

STOCK NUMBER	NATIONAL STOCK NUMBER INDEX		STOCK NUMBER	FIG.	ITEM
	FIG.	ITEM			
5355-00-007-6423	36	17	5310-00-058-1823	91	51
5985-00-007-7665	23	22	5310-00-058-3599	154	5
5310-00-019-0669	24	69	5305-00-059-3659	160	28
	15	82	5305-00-059-3660	85	42
	22	73		105	24
	36	2		105	35
5310-00-019-0670	27	25		105	38
	28	6		105	45
	29	49		105	49
	56	22		105	55
5821-00-019-8405	61	21		105	65
	66	6		105	75
	67	12		105	85
	74	12		117	24
	116	1		117	30
	102	4		117	36
5925-00-024-0378	122	20		117	40
5310-00-045-3296	138	3		117	54
	140	10		122	15
	160	25		122	27
	167	7		122	32
	10	35		122	37
	120	1		122	45
	120	2		127	19
	154	3		129	20
5305-00-054-5648	154	26		129	24
5305-00-054-5649	121	13		129	31
5305-00-054-5651	154	4		148	8
5305-00-054-5652	127	11	5305-00-059-3661	105	30
	147	5		152	19
	160	42		154	33
	148	41		160	31
5305-00-054-6654	127	25	5305-00-059-3662	105	61
5305-00-054-6655	154	13	5305-00-059-3663	99	10
	15	75		105	87
5305-00-054-6656	22	68		111	6
	33C	3		122	21
5305-00-054-6659	128	6	5305-00-059-3664	105	73
5305-00-054-6660	33C	4		117	17
	33C	15		117	50
5305-00-054-6662	155	1		117	76
5305-00-054-6668	121	3		160	39
5305-00-054-6669	154	24	5305-00-059-3665	117	63
	154	40		117	69
	155	5		160	48
	151	2	5305-00-059-3667	105	99
5305-00-054-6673	127	21		117	32
5305-00-054-6677	116	15		122	30
5305-00-057-0528	154	1		122	43
5310-00-057-0573	90	55		122	51
5310-00-058-1823					

## NATIONAL STOCK NUMBER AND PART NUMBER INDEX

STOCK NUMBER	NATIONAL STOCK NUMBER INDEX		STOCK NUMBER	FIG.	ITEM
	FIG.	ITEM			
5305-00-059-3667	129	27	1660-00-073-6596	86	32
	129	33			
	129	17			
5305-00-059-3668	129	17		88	26
5305-00-059-8256	33C	12		89	24
5810-00-061-3386	89	3		90	28
	90	25		91	5
	91	1	5935-00-073-8885	117	4
5895-00-063-9498	13	60	5325-00-074-3301	167	1
	84	29	5935-00-075-3712	171	2
	86	13	5945-00-078-4792	83	2
	88	16		84	63
	90	4		86	20
	91	26	5821-00-078-4793	41	27
5305-00-066-7327	91B	6	5821-00-078-4794	34	15
6610-00-066-9353	82	37	5821-00-082-3597	80	21
5310-00-069-5291	154	42		85	23
5305-00-071-1323	24	54	5821-00-082-3701	81	9
	25	59		85	19
	26	54	5821-00-082-3927	85	13
	24	55	5821-00-082-3928	46	28
5305-00-071-1325	25	60		74	26
	26	55			
	87	1			
5821-00-072-6108	87	1			
	87	1			
1660-00-073-6596	1	36			
	3	8	5985-00-082-3991	3	19
	5	28		4	16
	6	28		5	15
	8	10		6	10
	10	7	5940-00-082-4642	22	51
	10	42		24	78
	11	32		25	75
	12	18		52	37
	14	6		53	1
	15	16		57	36
	16	14		62	35
	17	4		68	25
	18	16		69	1
	19	05		75	15
	20	45	5940-00-082-5023	11	4
	21	5		13	66
	22	3		15	7
	25	7		20	21
	26	14	5305-00-082-6780	84	64
	29	27		86	19
	32	10		88	48
	33	11	5310-00-088-0551	121	10
	44	38		160	50
	49	28	5305-00-088-8996	144	2
	84	59	5305-00-088-9044	13	71



## NATIONAL STOCK NUMBER AND PART NUMBER INDEX

STOCK NUMBER	NATIONAL STOCK NUMBER INDEX		STOCK NUMBER	FIG.	ITEM		
	FIG.	ITEM					
5305-00-088-9044	15	45	5320-00-117-6815	127	5		
	20	39		138	30		
	22	42		167	19		
	27	12		5320-00-117-6816	167	28	
	28	11		5320-00-117-6817	160	35	
	29	67		5320-00-117-6826	116	18	
	33A	31		5320-00-117-6839	116	19	
	5305-00-088-9665	149		1	5320-00-117-6938	127	23
		150		2		142	8
5305-00-088-9667	116	8		148	43		
5895-00-089-4403	67	40	5320-00-117-6939	148	32		
	74	29		152	16		
5895-00-089-7179	13	59	5320-00-117-6941	151	7		
	84	31		5320-00-117-6942	148	20	
	86	14		5320-00-117-6949	152	22	
	88	15		5826-00-118-1986	98	5	
	89	1		5826-00-119-3011	83	29	
	90	3			84	5	
	91	30		5935-00-138-4924	35	21	
	5985-00-089-8048	1		21	5821-00-138-7990	152	14
		2		24		5340-00-139-7498	162
24		53	5940-00-143-4771	105		12	
26		53		112		4	
5985-00-097-9747	25	78		117	77		
	102	1		122	18		
5935-00-104-9982	118	3		129	4		
5340-00-106-0550	1	37		160	21		
	2	36	5940-00-143-4774	160	45		
	3	37	5940-00-143-4775	160	46		
	8	42	5940-00-143-4777	160	63		
	10	83	5940-00-143-4780	160	22		
	11	125	5940-00-143-4794	139	1		
	25	11		141	1		
	29	72		145	1		
	30	11		158	1		
	31	31		159	1		
	84	40	5306-00-145-7022	148	47		
	86	38	5306-00-150-9221	8	104		
	88	27		10	54		
	89	32		11	74		
	90	45		13	89		
	91	43		82	25		
	33A	22	5306-00-151-0784	82	26		
	5985-00-106-0906	149	2	5306-00-151-1426	84	21	
		150	1		86	6	
		4920-00-110-5317	154		29	5306-00-151-2538	148
5940-00-113-9827	154	12	5306-00-151-2541	148	31		
5940-00-113-9828	154	14	5340-00-151-5901	105	29		
	160	90		105	47		
5320-00-117-6814	137	4		105	53		

## NATIONAL STOCK NUMBER AND PART NUMBER INDEX

STOCK NUMBER	NATIONAL STOCK NUMBER INDEX		STOCK NUMBER	FIG.	ITEM	
	FIG.	ITEM				
5340-00-151-5901	105	66	5310-00-167-0753	18	10	
	117	29		19	02	
	117	37		20	2	
	117	55		21	3	
	122	13		22	5	
	122	40		23	2	
	160	33		25	4	
	5340-00-151-5997	12		98	26	12
		18		23	27	6
		5340-00-158-3934		105	57	28
5935-00-163-3644	113		2	29	16	
5935-00-163-3651	161	5	30	2		
5821-00-165-2970	152	2	31	8		
5310-00-167-0699	1	15	31	27		
	2	21	32	6		
	3	54	32	16		
	4	47	33	6		
	5	53	34	18		
	6	43	37	8		
	23	15	39	23		
	24	60	40	21		
	36	16	41	24		
	43	30	42	28		
	63	33	44	36		
	69	35	45	2		
	76	5	46	22		
	77	30	47	23		
	80	6	49	23		
	81	4	50	26		
	84	13	51	21		
	85	30	56	18		
	90	62	59	27		
	91	4	60	3		
5310-00-167-0752	122	17	61	17		
5310-00-167-0753	1	2	64	30		
	2	5	65	6		
	3	5	66	21		
	4	5	67	23		
	5	2	70	22		
	6	2	71	10		
	7	2	72	20		
	8	1	73	18		
	10	2	75	20		
	11	14	76	13		
	12	3	78	45		
	13	16	79	6		
	14	4	81	23		
	15	13	82	27		
	16	7	83	31		
	17	2	84	9		

## NATIONAL STOCK NUMBER AND PART NUMBER INDEX

STOCK NUMBER	NATIONAL STOCK NUMBER INDEX		STOCK NUMBER	FIG.	ITEM	
	FIG.	ITEM				
5310-00-167-0753	85	9	5935-00-177-2794	115	1	
	86	17	5340-00-178-7963	23	28	
	87	6		24	26	
	88	8		25	36	
	89	9		26	46	
	89	11	5826-00-179-8437	148	7	
	90	12	5826-00-179-8438	152	1	
	91	7	5826-00-179-8440	148	26	
	91	62	5305-00-180-0013	12	78	
	102	5	5306-00-180-3354	148	28	
	116	4	5841-00-181-0330	121	7	
	138	1		33B	33	
	140	3	5306-00-182-1524	148	16	
	160	12	5306-00-182-1926	147	3	
	167	20	5310-00-183-4357	90	56	
	33A	19		91	57	
	5310-00-167-0812	160	29	5310-00-183-4406	90	67
	5310-00-167-0816	43	3		138	25
		63	4	5310-00-184-8966	80	15
5310-00-167-0832	15	84	5310-00-184-9001	82	41	
	20	51		91	28	
	22	71	5310-00-184-9002	23	18	
5310-00-167-0834	138	6		24	64	
	140	11		25	65	
	144	3		42	12	
	160	20		80	4	
	167	8		81	35	
5310-00-167-1723	138	4		82	22	
	140	12		83	25	
	160	18		85	38	
	167	10		90	38	
5985-00-167-7898	6	66		91	11	
6615-00-167-9757	88	5		142	11	
	89	7A	5340-00-186-3390	8	99	
	90	9		11	80	
	91	17		13	29	
6615-00-168-0392	82	18		14	45	
5940-00-168-3401	160	75		18	65	
	161	1		21	95	
5826-00-168-8398	85	6	5310-00-187-2354	83	40	
5325-00-174-5314	4	11		84	22	
	5	9		86	7	
	6	22	5310-00-187-2397	4	66	
	7	45		5	60	
	8	102		6	57	
5325-00-174-5315	10	38		8	76	
	105	3		11	12	
	63	8		13	53	
5310-00-176-8131	69	26		15	2	
	114	4		20	28	

## NATIONAL STOCK NUMBER AND PART NUMBER INDEX

STOCK NUMBER	NATIONAL STOCK NUMBER INDEX			FIG.	ITEM
	FIG.	ITEM	STOCK NUMBER		
5310-00-187-2397	22	28	5310-00-194-0634	89	42
	23	32		90	69
	25	40		5310-00-194-9211	90
	26	26	5340-00-200-3041	70	32
	27	69		72	49
	28	47	5340-00-200-7451	160	34
	29	44	5340-00-200-8559	3	49
	30	48		4	41
	37	21		5	48
	38	2		6	47
	42	34		7	3
	43	33		8	5
	48	26		10	41
	57	29		11	64
	62	29		12	39
	63	35		13	14
	69	33		14	29
	75	24		15	17
	83	5		16	22
	84	34		17	19
	86	22		18	37
	88	44		19	04
	89	46		21	47
	90	72		22	8
	5310-00-188-7721	63	9	26	28
		69	27	27	57
	5310-00-193-7486	15	46	28	70
		20	40	29	55
		22	44	30	17
		27	13	31	13
28		12	32	3	
29		68	33	41	
84		54	84	36	
86		44	86	33	
88		37	87	3	
89		38	88	29	
91		61	89	23	
33A		32	90	32	
5310-00-194-0634		13	82	91	37
		15	40	105	77
		22	53	5340-00-200-8560	14
	23	37	16	54	
	24	32	17	8	
	25	44	18	12	
	26	32	21	29	
	35	13	24	28	
	83	10	27	72	
	84	50	28	20	
	86	49	29	39	
	88	40	30	32	

## NATIONAL STOCK NUMBER AND PART NUMBER INDEX

STOCK NUMBER	NATIONAL STOCK NUMBER INDEX		STOCK NUMBER	FIG.	ITEM		
	FIG.	ITEM					
5340-00-200-8560	31	12	5340-00-205-6302	105	34		
	84	58		105	67		
	86	24		105	72		
	88	18		160	11		
	89	20		167	27		
	90	47		5305-00-206-3700	144	22	
	91	44		5305-00-206-3701	144	24	
	5940-00-204-8966	105		8	5305-00-206-3716	35	12
		112		2		36	15
		113		4	5310-00-208-4736	33C	5
117		7	5310-00-208-9255	85	44		
122		2		99	6		
129		2		105	28		
153		4		105	32		
160		82		105	37		
5340-00-205-6301		1	4		105	43	
		2	2		105	52	
	3	2		105	58		
	4	3		105	63		
	5	5		105	69		
	6	5		105	78		
	7	26		105	81		
	8	41		105	91		
	8	55		105	93		
	10	25		111	2		
	11	18		116	3		
	12	1		117	20		
	14	23		117	27		
	16	16		117	35		
	17	5		117	42		
	21	33		117	46		
	23	23		117	52		
	24	7		117	58		
	25	12		117	65		
	26	15		117	71		
	27	58		122	11		
	28	54		122	16		
	29	52		122	28		
	30	46		122	35		
	31	36		122	39		
	82	3		122	47		
	83	7		127	17		
	84	57		129	14		
	86	46		129	22		
	88	19		129	36		
90	64		160	32			
91	32		33A	5			
144	29	5310-00-209-0786	4	34			
160	38		5	37			
5340-00-205-6302	105	26	6	34			

## NATIONAL STOCK NUMBER AND PART NUMBER INDEX

STOCK NUMBER	NATIONAL STOCK NUMBER INDEX		STOCK NUMBER	NATIONAL STOCK NUMBER INDEX	
	FIG.	ITEM		FIG.	ITEM
5310-00-209-0788	63	7	5340-00-286-9418	31	16
5310-00-209-1239	3	21		32	38
	4	18		33	39
	5	13		54	39
	6	8		59	38
	154	45		64	35
5826-00-220-2065	148	10		78	43
6150-00-225-0269	160	88		79	38
5945-00-225-8692	42	11	5340-00-286-9421	10	45
	80	34		12	74
	85	36		15	23
5315-00-234-1854	144	7		17	32
5315-00-234-1863	144	26		21	48
5930-00-246-1427	153	5		27	20
5325-00-249-6341	3	11		28	68
5325-00-249-6345	167	4		47	22
5975-00-250-6871	160	58		52	23
5935-00-261-6872	160	72		62	22
5310-00-261-8278	144	4		68	11
5930-00-262-0889	15	60		73	20
5325-00-263-6632	11	47		75	18
	12	25		79	8
	14	30		84	43
	16	25		86	31
	21	46		88	30
5310-00-264-1390	13	67		89	18
	15	10		90	27
	20	23		91	39
5325-00-270-8890	8	94	5340-00-286-9424	12	29
5306-00-274-2119	144	5		27	55
5325-00-276-4280	23	31		28	67
5325-00-276-6091	14	60		32	27
	16	58		42	33
5325-00-276-6100	8	69		47	28
5325-00-276-6228	160	91		70	28
5325-00-281-1557	11	72		72	35
	13	25		78	22
	18	47		91	40
	21	91	5340-00-290-4480	144	1
5340-00-283-0649	105	84	5325-00-290-6163	17	20
	105	89	5340-00-291-5322	1	13
	157	3		2	18
5340-00-286-9418	15	27		3	29
	18	27		5	7
	19	49		6	30
	22	13		7	6
	27	37		8	4
	28	74		10	6
	29	75		11	15
	30	18		12	11

## NATIONAL STOCK NUMBER AND PART NUMBER INDEX

STOCK NUMBER	NATIONAL STOCK NUMBER INDEX			FIG.	ITEM	
	FIG.	ITEM	STOCK NUMBER			
5340-00-291-5322	12	96	5365-00-294-0580	60	32	
	13	38		64	29	
	14	1		65	37	
	15	50		70	24	
	16	12		71	29	
	17	7		72	22	
	18	15		73	41	
	20	48		78	48	
	21	1		79	37	
	22	17		90	31	
	23	50		117	60	
	24	13		160	47	
	25	8		5985-00-296-2081	4	38
	26	23		5365-00-302-8099	12	76
	27	3			14	90
	28	15		5365-00-304-7679	105	27
	29	4		5915-00-322-4918	27	75
	30	7		28	8	
	31	11		29	50	
	32	8	5930-00-325-4183	153	8	
	33	9	5935-00-325-4524	168	1	
	83	20		169	1	
	84	39		170	1	
	90	46	5985-00-325-9032	4	39	
	91	41		5	74	
	33A	10	5935-00-325-9392	160	70	
	5340-00-291-5347	10	4	163	4	
		19	44	168	4	
		27	16	169	4	
		50	32	170	4	
		76	12	5365-00-337-2848	24	56
		91	42		25	61
	5340-00-291-5353	160	68	26	56	
5365-00-293-9800	105	90	161	6		
5365-00-294-0580	15	67	5826-00-400-7271	51	25	
	17	43		67	27	
	18	38		74	24	
	19	46	5340-00-406-5302	15	79	
	21	18		22	69	
	22	19	5935-00-410-9250	118	1	
	27	22		162	6	
	28	25	5935-00-417-4589	130	1	
	29	78	6605-00-417-6207	148	25	
	30	59	5935-00-426-6453	130	4	
	31	44	5915-00-450-4676	99	9	
	33	34	5915-00-450-4678	111	5	
	49	25	5305-00-455-6840	80	30	
	50	28	5961-00-458-5813	154	11	
	54	30	5305-00-470-5602	153	16	
59	29	5895-00-471-3174	89	27		

## NATIONAL STOCK NUMBER AND PART NUMBER INDEX

STOCK NUMBER	NATIONAL STOCK NUMBER INDEX		STOCK NUMBER	FIG.	ITEM
	FIG.	ITEM			
5895-00-471-3174	90	41	5826-00-553-5924	23	20
	91	19			
5307-00-481-6640	160	78	5355-00-556-0145	153	11
6605-00-487-4769	83	1	5940-00-557-1629	17	39
	84	15		105	4
	86	4		112	1
	1	53		117	1
6605-00-487-4773	2	51		122	1
	3	55		129	1
	4	49		160	89
	5	54	5940-00-557-4341	160	57
	6	45	5305-00-558-4887	13	56
	151	1		15	99
	117	3		20	32
5935-00-489-1997	160	79		22	27
5940-00-498-0035	130	7		27	67
5975-00-503-3448	130	8		28	43
	80	3		29	43
	85	4		30	49
5826-00-505-0645	83	35	5310-00-559-0070	15	86
	84	4		22	76
5826-00-505-3094	15	109	5340-00-565-0004	105	98
6125-00-519-1310	80	25		117	21
5826-00-519-6963	80	31		117	61
5325-00-522-4882	102	3		117	74
5935-00-526-0539	171	5		160	77
6615-00-531-2501	83	45	5340-00-565-0011	167	21
	84	20	5826-00-565-0226	148	6
	86	5	5310-00-576-5752	13	72
5935-00-539-2276	148H	1	5305-00-576-7810	116	9
5935-00-539-2650	148H	6		138	26
5821-00-543-1893	81	16		33A	15
5305-00-543-2752	85	15	5310-00-579-0079	15	61
5340-00-543-4394	144	21		20	54
	160	13		22	49
	4	68		29	63
5305-00-543-5058	5	63		69	25
	6	59	5365-00-580-3867	117	38
	37	20		122	24
	144	10		122	42
5310-00-543-5933	81	6		122	48
5945-00-544-9183	85	40		129	28
	1	41		129	34
5985-00-545-6235	2	40	5365-00-580-4834	129	16
	3	60	5325-00-582-3601	1	11
	4	52		2	16
	144	25		138	22
5310-00-550-5054	27	23		167	3
5821-00-552-0500	28	5	5320-00-584-0672	127	7
	29	47		127	29



## NATIONAL STOCK NUMBER AND PART NUMBER INDEX

STOCK NUMBER	NATIONAL STOCK NUMBER INDEX		STOCK NUMBER	FIG.	ITEM
	FIG.	ITEM			
5320-00-584-0672	142	3	5340-00-598-0146	7	43
5340-00-584-6556	7	10		8	34
	10	29		10	19
	17	14		11	40
	19	10		12	31
	21	62		14	16
	27	35		16	10
	28	84		17	18
	29	18		18	17
	30	3		19	48
	31	24		21	12
	32	31		22	2
	33	12		23	25
	37	11		24	38
	49	26		25	38
	50	29		26	42
	54	31		27	4
	55	26		28	76
	59	30		29	53
	60	18		30	28
	64	28		31	14
	65	15		32	4
	70	25		33	10
	71	8		76	4
	72	23		86	37
	73	42		88	25
	83	18		89	33
	87	14		90	35
	90	16		91	34
	91	15	5340-00-598-4201	11	54
5325-00-594-5795	44	16		105	95
5310-00-595-6211	121	12		160	26
5310-00-596-7691	7	47	5340-00-598-8251	1	5
	8	96		2	4
	11	78		3	4
	13	31		4	4
	14	44		5	6
	16	49		6	20
	18	49		7	25
	21	97		8	16
	29	71		10	8
	30	53		11	38
	31	28		12	23
	32	17		14	15
	33	19		16	9
	160	62		19	52
	167	24		23	26
5340-00-598-0146	4	7		24	6
	5	30		25	14
	6	24		26	51

## NATIONAL STOCK NUMBER AND PART NUMBER INDEX

STOCK NUMBER	NATIONAL STOCK NUMBER INDEX		STOCK NUMBER	FIG.	ITEM
	FIG.	ITEM			
5340-00-598-8251	27	29	5310-00-619-1148	117	33
	28	27		117	41
	29	51		117	47
	30	19		117	53
	31	15		117	59
	37	9		117	66
	39	26		117	72
	40	18		122	12
	84	37		122	26
	86	28		122	33
	88	21		122	38
	89	22		122	46
	138	28		127	18
	5915-00-603-9538	37		5	129
5821-00-604-3307	84	24	129	23	
	88	12	129	30	
	89	13	144	13	
	90	19	144	17	
	91	47	154	32	
5985-00-607-6137	13	73	5935-00-622-1280	160	74
	15	47	5365-00-622-1810	21	20
	20	43		80	11
	22	43	5305-00-622-9476	82	20
	28	10	5305-00-622-9478	25	68
	33A	30		26	75
5940-00-611-3823	13	91	5940-00-623-7228	83	12
	15	31	5826-00-626-8730	148	4
	20	7	5826-00-626-8731	148	5
	22	59	5935-00-630-2076	163	1
5310-00-616-2312	122	19	5305-00-638-0502	33C	10
5310-00-616-6822	76	2	5940-00-642-1368	38	6
5365-00-618-6485	105	83	5930-00-655-4241	153	3
5310-00-619-1148	117	67	5310-00-656-0111	167	18
	85	43	5935-00-660-4296	148F	1
	99	7		148M	1
	105	25	5365-00-662-3098	1	32
	105	33		2	14
	105	39		3	7
	105	44		4	8
	105	50		5	10
	105	56		6	3
	105	64		10	32
	105	70		11	53
	105	76		12	113
	105	82		13	37
	105	88		14	50
	105	94		17	54
	111	3		18	20
	117	18		19	31
117	28		21	21	

## NATIONAL STOCK NUMBER AND PART NUMBER INDEX

STOCK NUMBER	NATIONAL STOCK NUMBER INDEX		STOCK NUMBER	NATIONAL STOCK NUMBER INDEX		
	FIG.	ITEM		FIG.	ITEM	
5365-00-662-3098	27	73	5340-00-664-8177	55	42	
	28	73		60	4	
	30	35	65	7		
	31	22	5340-00-664-8188	22	23	
	33	33		27	8	
	84	56	28	53		
	105	71	29	58		
	117	22	32	30		
	117	48	33	27		
	117	73	37	6		
	160	49	45	3		
	5365-00-662-3100	8	32	55	24	
		10	10	71	34	
		11	31	73	26	
12		34	79	23		
14		47	5826-00-677-4450	80	29	
15		19		81	36	
16		63	6110-00-678-8507	80	37	
17		33	85	41		
18		64	5821-00-681-9779	80	1	
19		39		85	1	
21		17	5895-00-681-9868	46	31	
83		8		61	29	
87		15	66	30		
90		78	67	39		
91		35	5340-00-682-1617	160	85	
128		3		154	36	
5365-00-662-8788		22	12	5940-00-682-2477	8	3
		160	37	5365-00-682-4624	81	17
	5340-00-664-8163	10	39	5821-00-682-8831	81	26
19		19	5821-00-682-8832	8	62	
27		19	5940-00-683-4282	3	68	
28		79	5365-00-684-2093	4	43	
30		24		5	58	
44		39	6	49		
86		40	12	64		
88		32	15	21		
89		34	18	40		
90		36	21	90		
5340-00-664-8164		29	60	22	7	
		30	14	24	39	
		31	37	25	49	
		32	37	27	42	
	33	26	28	22		
	40	17	29	57		
	52	29	30	51		
	57	28	54	43		
	62	28	59	42		
	68	17	64	44		
	75	26	70	31		

## NATIONAL STOCK NUMBER AND PART NUMBER INDEX

STOCK NUMBER	NATIONAL STOCK NUMBER INDEX		STOCK NUMBER	FIG.	ITEM
	FIG.	ITEM			
5365-00-684-2093	72	48	5340-00-726-9819	105	41
	83	23		105	46
	99	8		105	51
	105	60		105	97
5365-00-684-7923	144	23		117	19
6150-00-686-5100	86	50		117	26
	88	47		117	34
	89	49		117	44
	90	75		117	49
	13	74		117	56
5895-00-686-7626	15	62		117	62
	20	35		117	68
	22	46		122	14
	29	65		122	29
	105	11		122	34
5970-00-687-0301	105	2		122	41
5970-00-687-0302	105	2		122	41
5826-00-688-6030	34	6		122	49
	41	10		129	18
	46	15		129	26
	51	11		129	32
	24	58		138	13
1560-00-701-9889	25	63		144	18
	26	58		160	24
	102	2		167	29
5325-00-704-0704	102	2		167	29
5330-00-705-5920	23	21	5310-00-728-5519	148	19
	24	67		148	33
5305-00-709-2013	148	21	5935-00-731-0139	160	84
5821-00-714-7853	80	24	5821-00-736-1439	83	34
	85	31		84	3
5306-00-715-0566	147	2	5826-00-739-4479	1	33
5305-00-719-5088	91	29		2	11
5320-00-721-5275	151	5		3	33
5340-00-721-8182	8	52		4	25
	54	37		5	24
	59	36		6	26
	64	37	5985-00-740-5093	28	10
	70	27	5826-00-740-5100	7	56
	72	34		8	112
	78	21		10	62
	160	36		11	177
	118	4		13	70
	160	54		15	14
5935-00-724-7159	118	4		20	17
5935-00-725-6618	164	1		22	41
	148C	1		22	41
5935-00-725-6621	148C	1		22	41
5935-00-726-7101	160	67	5826-00-752-2508	83	36
5340-00-726-9317	25	26		84	1
	160	30	5826-00-752-5730	83	37
5340-00-726-9321	15	89		84	2
	50	18	5320-00-754-0822	138	12
5340-00-726-9322	59	43		167	15

## NATIONAL STOCK NUMBER AND PART NUMBER INDEX

STOCK NUMBER	NATIONAL STOCK NUMBER INDEX		STOCK NUMBER	FIG.	ITEM
	FIG.	ITEM			
5320-00-754-0992	138	11	5310-00-807-1472	81	5
5310-00-754-4236	1	50		84	51
	2	49		85	29
	3	57		86	48
5965-00-755-4656	23	30		88	39
5826-00-757-2020	83	27		89	41
	84	11		90	61
5821-00-757-2025	36	18		91	58
5821-00-757-2027	35	15	5310-00-807-1473	23	19
5340-00-760-7366	105	59		24	65
	105	79		25	66
	117	23		26	74
	117	43		42	13
	122	25		80	5
	122	50		81	34
	129	19		82	23
	129	25		85	37
	129	35		87	17
5310-00-761-4219	142	9		91	10
5310-00-764-2396	127	8	5310-00-807-1474	1	1
	127	24		2	6
	127	28		3	6
5310-00-764-7282	138	31		4	6
5310-00-766-6652	148	44		5	1
5310-00-772-3721	142	4		6	4
5310-00-773-7624	154	8		7	5
5305-00-781-9057	143	2		8	7
5310-00-781-9493	137	2		10	1
	142	13		11	7
5310-00-782-1349	154	6		12	4
	160	9		13	17
5310-00-782-7094	152	17		14	5
5935-00-800-9858	148B	1		15	5
5310-00-801-4420	154	7		16	6
5940-00-802-5483	47	34		17	1
	52	35		18	09
	57	35		19	1
	62	33		20	22
	68	23		21	2
	75	30		22	4
6150-00-806-7953	42	36		23	1
5310-00-807-1472	13	81		24	3
	15	39		25	3
	22	52		26	11
	23	16		27	7
	25	43		28	17
	26	33		29	15
	43	4		30	1
	63	5		31	7
	80	7		32	5

## NATIONAL STOCK NUMBER AND PART NUMBER INDEX

STOCK NUMBER	NATIONAL STOCK NUMBER INDEX			FIG.	ITEM	
	FIG.	ITEM	STOCK NUMBER			
5310-00-807-1474	33	5	5365-00-808-2527	160	40	
	37	10		160	93	
	39	22	5310-00-809-4058	147	11	
	40	22		148	17	
	42	29	5310-00-809-8546	147	1	
	44	37		148	9	
	45	1		152	18	
	47	24	5310-00-810-7785	154	20	
	49	22	5310-00-811-6419	4	67	
	55	21		5	59	
	59	26		6	56	
	60	2		8	83	
	64	31		11	9	
	65	5		13	54	
	70	21		15	98	
	71	11		20	25	
	72	19		23	38	
	73	17		25	23	
	75	19		26	5	
	78	24		27	70	
	79	5		28	46	
	81	22		29	45	
	82	28		30	47	
	83	11		37	13	
	84	6		42	35	
	86	16		43	28	
	87	5		47	29	
	88	7		48	27	
	89	8		57	30	
	90	11		63	26	
	91	6		69	29	
	5310-00-807-1475	82	40		71	44
		83	41		72	29
		91	27		73	8
	5306-00-807-2948	144	16		75	27
	5365-00-808-2527	8	53		78	33
		11	36		83	15
		12	43		84	48
		13	15		86	52
		14	17		88	42
		16	30		89	44
		17	41		90	61
		18	36		90	71
		19	43	5999-00-812-2082	117	14
		22	20	5305-00-813-2777	11	30
		32	7		15	18
		54	36	5310-00-813-3233	151	6
		59	35		155	4
		64	36	5935-00-814-9781	148J	18
105		96	5340-00-815-4930	153	12	

## NATIONAL STOCK NUMBER AND PART NUMBER INDEX

STOCK NUMBER	NATIONAL STOCK NUMBER INDEX		STOCK NUMBER	FIG.	ITEM
	FIG.	ITEM			
5940-00-818-8903	154	19	5305-00-889-2998	4	62
5930-00-823-0959	41	1		5	62
5935-00-833-3548	117	5		6	58
5935-00-834-4904	148K	5		37	22
5826-00-837-7261	80	36		42	32
5940-00-840-0139	11	28		47	27
5826-00-846-2934	83	28		52	28
	84	10		57	27
5821-00-851-1096	85	23		62	27
5925-00-851-3605	147	8		68	15
5310-00-857-4945	160	16		75	25
	167	6		160	10
5310-00-857-5558	167	17		167	16
5995-00-858-6552	1	30	5305-00-889-2999	160	53
	2	13	5305-00-889-3000	15	64
	3	36		81	8
	4	27		84	12
	5	26		85	25
5975-00-869-2361	46	20		90	59
	51	19		91	55
	56	16	5305-00-889-3001	76	6
	61	13	5305-00-889-3002	2	23
	66	17		80	32
	67	20	5340-00-891-3410	8	6
5985-00-871-9123	6	67		12	19
5310-00-877-5796	147	10		15	29
	148	24		17	21
5310-00-877-5797	12	126		18	42
	138	7		19	09
	140	9		21	71
	144	20		27	54
	148	14		28	69
5310-00-877-5798	138	23		29	76
5310-00-880-5978	121	2		30	29
	154	23		31	33
	155	3		37	12
5925-00-881-2465	160	44		39	27
6125-00-884-5261	82	24		40	16
5305-00-889-2991	121	6		42	27
5305-00-889-2997	1	64		84	61
	2	60		86	42
	3	71		88	34
	13	87		89	36
	15	38		90	52
	20	3		91	45
	22	55	5985-00-892-0895	23	10
	38	29		24	45
	83	4		25	55
	84	35		26	48
	86	23	5826-00-892-1061	41	33

## NATIONAL STOCK NUMBER AND PART NUMBER INDEX

STOCK NUMBER	NATIONAL STOCK NUMBER INDEX		STOCK NUMBER	FIG.	ITEM
	FIG.	ITEM			
5826-00-892-1061	51	29	5340-00-930-8217	84	6A
6625-00-892-5223	81	11	6150-00-931-4755	19	18
	85	14		84	38
5821-00-892-9309	80	23		86	29
	85	27		88	20
5935-00-892-9322	148L	3		89	21
5935-00-892-9365	171	1	6130-00-931-4756	84	62
5895-00-895-4410	89	28		86	26
	90	40		88	6
	91	20		89	10
5826-00-897-4889	15	102		90	10
	153	27	5935-00-931-6831	16	71
	33C	7	6150-00-932-1205	84	27
5826-00-897-9961	1	34		86	15
	2	12		88	50
	3	34	5821-00-933-3747	25	58
	4	26	6615-00-933-6037	82	12
	5	25	5310-00-933-8118	154	2
5310-00-902-6676	144	8	5310-00-933-8119	154	41
1680-00-903-4378	56	2	5310-00-933-8120	154	31
5999-00-904-0520	160	27	5310-00-934-9747	77	23
5821-00-905-9935	66	28	5310-00-934-9751	84	55
	67	30		86	45
	74	27		88	36
4730-00-909-8627	148	13		89	37
6130-00-910-6215	147	9		90	66
5821-00-912-2240	87	12A		138	5
5305-00-912-4833	144	12		140	14
5305-00-912-7307	84	65		144	9
	86	18		160	19
5810-00-919-4554	80	18		167	9
	85	7	5310-00-934-9763	15	83
5826-00-920-7107	56	25		22	74
	56	27	5310-00-934-9765	154	30
	61	23	5310-00-934-9766	7	48
	61	25		8	100
	66	29		11	77
	67	31		13	35
	74	28		14	46
5826-00-920-7168	26	77		16	47
5325-00-923-9512	167	5		18	55
5305-00-924-8223	1	57		21	96
	3	51		27	53
	4	50		28	75
	5	50		29	70
	6	40		30	52
5821-00-926-7229	74	5		31	26
5821-00-926-7230	61	5		32	18
	67	5		33	18
5340-00-930-8217	83	31A		91	63



## NATIONAL STOCK NUMBER AND PART NUMBER INDEX

STOCK NUMBER	NATIONAL STOCK NUMBER INDEX		STOCK NUMBER	INDEX	
	FIG.	ITEM		FIG.	ITEM
5340-00-935-3764	15	81	5305-00-957-7818	29	66
	22	64	5305-00-957-7820	138	19
5905-00-935-8541	117	6	5305-00-958-0661	22	47
5975-00-935-9582	91	1A	5305-00-958-1009	1	49
5810-00-937-1036	85	10		2	48
5821-00-937-4688	85	27	5305-00-958-2918	116	12
5821-00-937-7633	57	10	5305-00-958-4354	5	52
	62	10		6	42
	74	20	1680-00-969-4645	43	26
	76	3	5310-00-973-8660	127	20
5821-00-937-9614	56	4		128	5
	67	4		157	2
6210-00-939-7609	73	55	5935-00-976-5425	118	5
1560-00-939-7622	41	8	5935-00-976-5918	148J	16
	46	4	5821-00-980-5789	81	12
	51	10		85	18
	66	10	5310-00-982-6813	116	11
	67	9		128	2
	74	7	5310-00-982-6814	121	1
5935-00-947-1036	160	66	5310-00-983-8483	147	6
5305-00-948-4151	83	6		148	40
5310-00-950-1310	160	51		160	41
5940-00-950-1610	13	84	5305-00-984-4976	11	11
	13	92		13	61
	15	34		15	1
	15	44		20	27
	20	9		22	33
	20	10	5305-00-984-4977	84	47
	22	61		86	53
	24	34		88	43
	25	37		89	45
	26	29		90	73
5305-00-952-0760	82	13	5305-00-984-4984	15	59
5305-00-954-3938	90	57		23	13
	91	52		24	61
5305-00-954-8132	1	52		29	62
	2	50		76	1
	3	53	5305-00-984-4989	20	37
	4	46		58	30
5305-00-957-7086	1	35		63	28
	2	35		81	1
	3	35	5305-00-984-4992	10	33
	4	28		12	77
	5	29		14	91
	6	27		16	89
5305-00-957-7808	33C	9		19	30
5305-00-957-7817	142	1		76	11
5305-00-957-7818	15	65		77	31
	20	38	5305-00-984-4993	80	9
	22	45		81	2

## NATIONAL STOCK NUMBER AND PART NUMBER INDEX

STOCK NUMBER	NATIONAL STOCK NUMBER INDEX		STOCK NUMBER	FIG.	ITEM
	FIG.	ITEM			
5305-00-984-6191	3	20	5826-00-985-9174	74	13
	4	17	5305-00-989-6265	2	56
	15	87		3	67
	22	77		4	36
	27	24		5	56
	28	7		6	46
	29	48		10	40
	80	17		11	37
	90	39		12	2
	5305-00-984-6192	42	10		13
82		19		14	18
142		12		15	22
5305-00-984-6193	5	16		16	21
	6	9		24	9
	80	22		27	34
	81	15		28	61
	82	15		29	56
	82	17		30	26
	83	24		31	10
	85	16		81	27
5305-00-984-6194	47	15		90	30
	52	16		91	36
	80	10	5305-00-989-7434	1	6
	82	16		2	3
	85	39		3	1
	86	1		4	1
	87	18		5	3
	88	1		6	1
	89	5		8	11
	90	8		10	3
	91	12		11	13
5305-00-984-6196	82	14		12	22
	85	17		13	19
5305-00-984-6197	5	14		14	2
	6	11		15	12
	23	17		16	8
	24	63		17	6
5305-00-984-6201	85	2		18	11
5305-00-984-6208	87	13		19	03
5305-00-984-6210	144	19		20	16
5305-00-984-6221	23	12		21	4
	24	59		22	1
5305-00-984-6225	80	2		23	3
5340-00-984-6629	148	38		24	5
5826-00-985-9173	25	64		25	5
	26	76		26	13
5826-00-985-9174	56	10		27	5
	61	10		28	23
	66	12		29	17
	67	13		30	12

## NATIONAL STOCK NUMBER AND PART NUMBER INDEX

STOCK NUMBER	NATIONAL STOCK NUMBER INDEX			FIG.	ITEM	
	FIG.	ITEM	STOCK NUMBER			
5305-00-989-7434	31	9	5305-00-989-7435	7	35	
	32	11		8	9	
	33	7		10	30	
	34	19		11	45	
	37	7		12	17	
	39	24		13	15	
	40	20		14	20	
	41	25		15	26	
	42	26		16	15	
	44	35		17	3	
	45	4		18	26	
	46	23		20	50	
	47	21		21	9	
	49	29		22	10	
	50	31		24	11	
	51	22		25	6	
	55	23		26	19	
	56	19		27	28	
	60	5		28	19	
	61	18		30	16	
	65	8		31	20	
	66	22		33	8	
	67	24		39	25	
	70	26		40	19	
	71	9		81	24	
	72	33		82	38	
	73	19		84	53	
	75	21		86	43	
	76	14		87	8	
	78	25		88	35	
	79	7		89	39	
	81	14		90	65	
	82	30		91	60	
	83	30		160	56	
	84	8		167	25	
	85	8		5935-00-990-5580	160	65
	86	27		5305-00-990-6444	1	3
	87	2			2	1
	88	17			3	3
	89	19			4	2
	90	34			5	4
	91	2			6	23
	138	15			7	4
	140	6			8	8
	157	1			10	5
	160	14			11	34
	167	22			14	3
5305-00-989-7435	4	79	15	15		
	5	47	16	13		
	6	37	17	35		

## NATIONAL STOCK NUMBER AND PART NUMBER INDEX

STOCK NUMBER	NATIONAL STOCK NUMBER INDEX			FIG.	ITEM	
	FIG.	ITEM	STOCK NUMBER			
5305-00-990-6444	18	18	5305-00-993-0190	64	13	
	19	20		65	19	
	20	44		69	34	
	21	22		70	2	
	23	5		71	47	
	24	10		72	24	
	25	10		73	11	
	26	24		77	32	
	28	83		78	39	
	29	54		79	17	
	30	61		5305-00-993-1848	3	17
	31	46			4	42
	32	29			5	57
	33	24			6	48
83	19	7	11			
84	33	8	57			
86	25	10	55			
86	39	11	79			
88	9	12	80			
89	12	13	30			
90	13	14	43			
91	54	15	20			
138	8	16	50			
140	4	18	50			
5935-00-991-0125	118	6	21	87		
5305-00-993-0190	13	55	22	6		
	15	100	27	30		
	20	30	28	26		
	22	30	29	24		
	23	33	30	15		
	24	18	31	42		
	25	24	32	32		
	26	8	33	21		
	27	71	59	41		
	28	48	64	46		
	29	42	70	30		
	38	1	72	47		
	43	32	87	11		
	44	18	90	15		
	45	8	160	55		
	48	34	167	11		
	49	1	5305-00-993-1851	1	31	
	50	33		2	15	
	53	31		3	9	
	54	11		4	10	
	55	1		5	22	
	58	34		6	18	
	59	9		7	38	
	60	10		8	2	
63	34	10		31		

## NATIONAL STOCK NUMBER AND PART NUMBER INDEX

STOCK NUMBER	NATIONAL STOCK NUMBER INDEX			FIG.	ITEM
	FIG.	ITEM	STOCK NUMBER		
5305-00-993-1851	11	35	1560-00-994-5647	66	13
	17	53		67	14
	18	30		74	15
	19	42	5305-00-995-3440	17	52
	21	19		18	63
	22	11		22	21
	27	21	5305-00-995-3441	7	39
	28	24		12	33
	29	77		14	48
	30	5		16	62
	31	21		17	34
	32	9		19	45
	33	25		21	16
	49	24		83	22
	50	27		91	33
	54	29	5305-00-995-3442	8	31
	59	28		10	9
	60	31		11	39
	64	27		12	42
	65	36		13	42
	70	23		14	19
	71	28		15	66
	72	21		16	29
	73	40		17	42
	78	44		18	35
	79	36		19	41
	83	44		21	13
	84	7		25	28
	88	31		90	29
	91	38		160	92
	102	6	5305-00-995-3444	3	30
	160	17		4	14
5305-00-993-2460	82	42	5	11	
5305-00-993-2463	82	42	6	6	
5826-00-994-1578	86	2	10	34	
	88	2	12	35	
	89	6	18	39	
	90	6	27	41	
	91	8	28	21	
	91	8	28	21	
1560-00-994-5646	34	13	29	28	
	41	28	30	54	
	46	16	31	29	
	51	13	32	15	
	61	20	33	20	
	66	23	81	30	
	67	25	84	30	
	74	22	90	79	
1560-00-994-5647	34	11	138	2	
	41	11	140	13	
	46	27	5305-01-006-3874	142	7

## NATIONAL STOCK NUMBER AND PART NUMBER INDEX

STOCK NUMBER	NATIONAL STOCK NUMBER INDEX		STOCK NUMBER	NATIONAL STOCK NUMBER INDEX	
	FIG.	ITEM		FIG.	ITEM
5305-01-006-3874	153	14	5935-01-044-4446	105	16
5940-01-010-1571	105	100		107	4
	112	9		108	3
	117	78		112	8
	118	8	6140-01-046-1116	82	31
	129	3	5340-01-046-5903	14	33
	162	2		16	26
5940-01-010-1572	113	3		19	50
	118	7		24	25
	131	5		26	25
5310-01-010-4389	154	47		54	22
5935-01-012-9810	148A	7	5841-01-047-5485	127	15
	148J	20	5935-01-049-9868	131	1
5826-01-015-1574	85	33	5841-01-054-8541	157	5
5935-01-016-1216	160	80	5935-01-056-3259	154	35
5935-01-017-5889	148J	26	5935-01-056-3585	154	37
5826-01-020-2258	116	16	5935-01-056-3587	154	39
5826-01-020-2263	152	9	5935-01-056-6280	148D	4
5945-01-020-5008	128	4		148E	1
5826-01-022-9257	85	34		148J	14
5935-01-023-4837	148D	1	5821-01-057-4037	152	12
5841-01-025-0378	152	7	5826-01-058-7717	116	10
5935-01-025-7078	148K	1	5826-01-063-8017	91E	12
5935-01-025-9104	106	1	5935-01-064-1594	148G	1
5985-01-026-3926	138	18		148L	1
	142	10	5935-01-064-1598	148K	6
5985-01-026-3927	137	5	5935-01-064-5692	148G	4
5935-01-028-6751	162	5	5935-01-064-5694	148I	1
5985-01-029-7543	116	6	5935-01-064-5696	148I	5
5305-01-029-8876	153	25	5935-01-064-5702	148A	2
5940-01-031-4268	13	80	5935-01-064-5705	148J	22
	15	41	5935-01-065-4097	148J	10
	20	13	5935-01-065-6392	154	28
5841-01-031-5890	138	10	5935-01-066-1933	148H	4
	140	1	5935-01-066-1945	154	38
5935-01-032-5404	8	97	3120-01-070-5284	144	31
	29	82	3120-01-070-5285	144	32
	30	21	5940-01-079-1375	160	64
5320-01-033-9127	127	9	1560-01-091-9232	142	5
5935-01-034-6656	148E	3	5945-01-092-3418	154	9
5985-01-035-5970	138	27	5935-01-096-8547	148J	21
	142	6	5935-01-096-8549	148B	4
5865-01-037-1345	152	21		148J	19
5841-01-037-8716	153	7	5935-01-096-8550	148D	3
5935-01-043-0629	105	1		148E	2
	117	12		148J	13
	119	1	5935-01-096-8554	148H	5
5935-01-043-1921	154	34	5935-01-096-8555	148A	6
5935-01-043-5841	148F	3	5935-01-096-8561	148D	2
5320-01-044-1613	137	3		148K	7

## NATIONAL STOCK NUMBER AND PART NUMBER INDEX

STOCK NUMBER	NATIONAL STOCK NUMBER INDEX		STOCK NUMBER	FIG.	ITEM
	FIG.	ITEM			
5935-01-097-2017	148J	4	5330-01-183-1289	144	11
	148K	2			
5935-01-100-7114	148J	6	LATEST NATIONAL STOCK NUMBER ASSIGNMENTS		
5935-01-100-7115	148J	11			
5935-01-100-7116	148A	1	STOCK NUMBER	FIG.	ITEM
	148G	2			
	148J	27	5985-00-179-3126	3	22
	148L	2	5985-00-179-3126	4	19
5935-01-100-9758	148I	2	5985-00-179-3126	5	17
5821-01-109-7907	84	19	5985-00-179-3126	6	7
	88	13			
	89	14			
	90	20			
	91	65			
5985-01-115-9795	103	7			
5985-01-115-9796	104	7			
5985-01-118-2297	144	14			
5985-01-118-2371	144	15			
5985-01-123-4802	93	2			
5940-01-135-7077	161	4			
5940-01-136-2540	106	4			
5940-01-142-5811	154	25			
5935-01-144-2147	154	10			
5935-01-147-8949	154	46			
5821-01-161-3922	154	43			
5985-01-161-3961	100	1			
5935-01-162-9165	148J	1			
5935-01-162-9235	148J	2			
5935-01-173-7290	148M	3			
5935-01-179-4695	107	1			
	109	1			
	110	1			
	114	1			
5930-01-179-7094	153	6			
5985-01-180-1352	144	33			
5985-01-180-1353	148	30			
5985-01-180-1354	148	29			
5985-01-180-1355	148	27			
5985-01-180-1371	138	20			
5935-01-180-3902	127	3			
5841-01-180-8258	127	14			
5999-01-181-6400	106	2			
	113	1			
	117	2			
	118	2			
	123	2			
	124	1			
5325-01-182-3540	148	46			
5315-01-182-5682	144	28			
5315-01-182-5683	144	27			

## NATIONAL STOCK NUMBER AND PART NUMBER INDEX

PART NUMBER INDEX			
FSCM	PART NUMBER	STOCK NUMBER	FIG. ITEM
81349	AAU/32A		153 1
07145	AE-4144-A		138 29
07145	AE-4144-B		138 14
80058	AM-3209/ASN	6110-00-678-8507	80 37
			85 41
80058	AN/ARC-114A	5821-00-165-2970	152 2
80058	AN/ARC-115A	5821-01-057-4037	152 12
88044	AN227-22BM8	5325-00-276-4280	23 31
88044	AN3-10A	5306-00-151-0784	82 26
88044	AN3-3A	5306-00-150-9221	8 104
			10 54
			11 74
			13 89
			82 25
88044	AN3-5	5306-00-715-0566	147 2
88044	AN3-5A	5306-00-274-2119	144 5
88044	AN3C-5		148 36
88044	AN3C-7	5306-00-145-7022	148 47
88044	AN340-5	5310-00-176-8131	63 8
			69 26
88044	AN4-12A		83 43
88044	AN4-5A		84 23
			86 8
88044	AN4-6A	5306-00-151-1426	84 21
			86 6
88044	AN4C-10	5306-00-151-2538	148 23
88044	AN4C-5	5306-00-151-2541	148 31
88044	AN4CH13	5306-00-180-3354	148 28
88044	AN4CH6	5306-00-182-1524	148 16
88044	AN4H5	5306-00-182-1926	147 3
88044	AN470AD3-3	5320-00-117-6814	137 4
88044	AN470B4-5	5320-00-721-5275	151 5
88044	AN507-1032R10	5305-00-957-7086	1 35
			2 35
			3 35
			4 28
			5 29
			6 27
88044	AN515-5R12		63 32
			69 36
88044	AN515-6R6		1 16
			2 20
			43 29
88044	AN525-10R11	5305-00-180-0013	12 78
88044	AN525-10R9		143 1
88044	AN525-8R7		10 43
			11 82
			12 44
88044	AN525D10R10	5305-00-576-7810	116 9
			138 26
			33A 15



## NATIONAL STOCK NUMBER AND PART NUMBER INDEX

PART NUMBER INDEX			
FSCM	PART NUMBER	STOCK NUMBER	FIG. ITEM
88044	AN742D12C	5340-00-682-1617	160 85
88044	AN742D7	5340-00-186-3390	8 99
			11 80
			13 29
			14 45
			18 65
			21 95
88044	AN743-12	5340-00-598-8251	1 5
			2 4
			3 4
			4 4
			5 6
			6 20
			7 25
			8 16
			10 8
			11 38
			12 23
			14 15
			16 9
			19 52
			23 26
			24 6
			25 14
			26 51
			27 29
			28 27
			29 51
			30 19
			31 15
			37 9
			39 26
			40 18
			84 37
			86 28
			88 21
			89 22
			138 28
88044	AN931-11-16	5325-00-276-6091	14 60
			16 58
88044	AN931-3-10	5325-00-174-5314	4 11
			5 9
			6 22
			7 45
88044	AN931-8-13	5325-00-276-6100	8 69
88044	AN931B6-10	5325-00-249-6345	167 4
88044	AN936B6	5310-00-209-0788	63 7
88044	AN960-10L	5310-00-167-0834	138 6
			140 11
			144 3
			160 20

## NATIONAL STOCK NUMBER AND PART NUMBER INDEX

FSCM	PART NUMBER	PART NUMBER INDEX STOCK NUMBER	FIG.	ITEM
88044	AN960-10L	5310-00-167-0834	167	8
88044	AN960-6	5310-00-167-0816	43	3
			63	4
88044	AN960-6L	5310-00-167-0832	15	84
			20	51
			22	71
88044	AN960B6	5310-00-167-0699	1	15
			2	21
			3	54
			4	47
			5	53
			6	43
			23	15
			24	60
			36	16
			43	30
			63	33
			69	35
			76	5
			77	30
			80	6
			81	4
			84	13
			85	30
			90	62
			91	4
88044	AN960C10L	5310-00-167-0812	160	29
88044	AN960D-10L	5310-00-167-0752	122	17
88044	AN960D10	5310-00-167-1723	138	4
			140	12
			160	18
			167	10
88044	AN960PD10	5310-00-183-4406	90	67
			138	25
88044	AN960PD10L	5310-00-167-0753	1	2
			2	5
			3	5
			4	5
			5	2
			6	2
			7	2
			8	1
			10	2
			11	14
			12	3
			13	16
			14	4
			15	13
			16	7
			17	2
			18	10

## NATIONAL STOCK NUMBER AND PART NUMBER INDEX

FSCM	PART NUMBER	PART NUMBER INDEX STOCK NUMBER	FIG.	ITEM
88044	AN960PD10L	5310-00-167-0753	19	02
			20	2
			21	3
			22	5
			23	2
			25	4
			26	12
			27	6
			28	18
			29	16
			30	2
			31	8
			31	27
			32	6
			32	16
			33	6
			34	18
			37	8
			39	23
			40	21
			41	24
			42	28
			44	36
			45	2
			46	22
			47	23
			49	23
			50	26
			51	21
			56	18
			59	27
			60	3
			61	17
			64	30
			65	6
			66	21
			67	23
			70	22
			71	10
			72	20
			73	18
			75	20
			76	13
			78	45
			79	6
			81	23
			82	27
			83	31
			84	9
			85	9
			86	17

## NATIONAL STOCK NUMBER AND PART NUMBER INDEX

FSCM	PART NUMBER	PART NUMBER INDEX STOCK NUMBER	FIG.	ITEM
88044	AN960PD10L	5310-00-167-0753	87	6
			88	8
			89	9
			89	11
			90	12
			91	7
			91	62
			102	5
			116	4
			138	1
			140	3
			160	12
			167	20
			33A	19
			81352	AN960PD3L
91	57			
88044	AN960PD4L	5310-00-187-2397	4	66
			5	60
			6	57
			8	76
			11	12
			13	53
			15	2
			20	28
			22	28
			23	32
			25	40
			26	26
			27	69
			28	47
			29	44
			30	48
			37	21
			38	2
			42	34
			43	33
			48	26
			57	29
			62	29
			63	35
			69	33
75	24			
83	5			
84	34			
86	22			
88	44			
89	46			
90	72			
88044	AN960PD416	5310-00-187-2354	83	40
			84	22
			86	7

## NATIONAL STOCK NUMBER AND PART NUMBER INDEX

FSCM	PART NUMBER	PART NUMBER INDEX STOCK NUMBER	FIG.	ITEM
88044	AN960PD416L	5310-00-184-9001	82	41
			91	28
88044	AN960PD6	5310-00-188-7721	63	9
			69	27
88044	AN960PD8	5310-00-184-8966	80	15
88044	AN960PD8L	5310-00-184-9002	23	18
			24	64
			25	65
			42	12
			80	4
			81	35
			82	22
			83	25
			85	38
			90	38
			91	11
			142	11
			87	9
			88044	AN961-10T
88044	AN961-6	5310-00-194-0634	15	40
			22	53
			23	37
			24	32
			25	44
			26	32
			35	13
			83	10
			84	50
			86	49
			88	40
			89	42
			90	69
			80058	AS-1304/ARN
2	11			
3	33			
4	25			
5	24			
6	26			
80058	AS-1703/AR	5985-00-082-3991		
			4	16
			5	15
			6	10
80058	AS-1863/ARN-83	5826-00-985-9173	25	64
			26	76
80058	AS-1922A/ARC	5985-00-089-8048	1	21
			2	24
			24	53
			26	53
80058	AS-2595/APN-194	5841-00-181-0330	121	7
			33B	33
80058	AS-2890/APR-39(V)	5985-01-026-3927	137	5

## NATIONAL STOCK NUMBER AND PART NUMBER INDEX

FSCM	PART NUMBER	PART NUMBER INDEX STOCK NUMBER	FIG.	ITEM
80058	AS-2891/APR-39(V )	5985-01-026-3926	138	18
80058	AS-2892/APR-39(V )	5985-01-035-5970	142 138	10 27
80058	AS-3266/APR-44		142	6
80058	AS-3350/ARC	5985-01-115-9795	127	10
80058	AS-3351/ARC	5985-01-115-9796	103	7
80058	AS-3381/ARQ-33	5985-01-118-2297	104	7
80058	AT-1108/ARC	5985-00-892-0895	144	14
			23	10
			24	45
			25	55
			26	48
80058	AT-450/ARC	5985-00-545-6235	1	41
			2	40
			3	60
			4	52
80058	AT-624A/AR	5821-00-552-0500	27	23
			28	5
			29	47
80058	AT-640/ARN		27	11
			29	69
80058	AT-640A/ARN	5985-00-607-6137	13	73
			15	47
			20	43
			22	43
			28	10
			33A	30
88044	AT-741A/A		91B	7
80058	AT-780/ARN-59	5826-00-553-5924	23	20
			24	66
80058	AT-884/APX-44	5895-00-686-7626	13	74
			15	62
			20	35
			22	46
			29	65
00781	A24BPT29530	5985-00-740-5093	28	10
88044	A470AD3-5	5320-00-117-6816	167	28
98410	A521-08	5940-00-557-1629	17	39
			105	4
			112	1
			117	1
			122	1
			129	1
			160	89
88058	BB-433A/A	6140-01-046-1116	82	31
98410	BB537-08	5940-00-143-4774	160	45
28600	BPF-40-03P	5915-00-450-4678	111	5
80058	C-10048/ARN-123	5826-01-020-2263	152	9
80058	C-10280/ALQ-144( V)	5865-01-037-1345	152	21

## NATIONAL STOCK NUMBER AND PART NUMBER INDEX

FSCM	PART NUMBER	PART NUMBER INDEX STOCK NUMBER	FIG.	ITEM
80058	C-10387/APR-44(V )		152	8
80058	C-1611/AIC		23 24 25 26 41 46 51 56 61 66 67 74	8 71 69 72 15 14 9 9 6 5 11 11
80058	C-2275/ARN	5826-00-688-6030	34 41 46 51	6 10 15 11
80058	C-2714/APX-44	5895-00-681-9868	46 61 66 67	31 29 30 39
80058	C-3436A/ARN-30D	5826-00-892-1061	41 51	33 29
80058	C-3940/ARC-94	5821-00-019-8405	56 61 66 67 74	22 21 6 12 12
80058	C-4074/ARC-73		34 41 51 56	25 30 16 13
80058	C-4209/ARC		41 51 56	31 28 24
80058	C-4677/ARC-51X		41 46 56 66 67	32 28 23 27 29
80058	C-6280/APX	5895-00-089-4403	67 74	40 29
80058	C-6287/ARC-51BX	5821-00-082-3928	46 74	28 26
80058	C-6873/ARC-82	5826-00-920-7107	56 56 61 66 67	25 27 25 29 31
80058	C-6873/ARN-82	5826-00-920-7107	61	23

## NATIONAL STOCK NUMBER AND PART NUMBER INDEX

FSCM	PART NUMBER	PART NUMBER INDEX STOCK NUMBER	FIG.	ITEM
80058	C-6873/ARN-82	5826-00-920-7107	74	28
80058	C-68738/ARN-82		56	27
			61	23
			67	31
			74	28
80058	C-6899/ARN-83	5826-00-985-9174	56	10
			61	10
			66	12
			67	13
			74	13
80058	C-7088/ARC-131	5821-00-937-9614	56	4
			67	4
80058	C-7197/ARC-134	5821-00-905-9935	66	28
			67	30
			74	27
80058	C-8156/ARC	5821-00-926-7229	74	5
80058	C-8157/ARC	5821-00-926-7230	61	5
			67	5
80058	C-8968/ARN-103		152	26
80058	C-9326/APR-39(V)	5841-01-025-0378	152	7
96733	CF674-2		154	21
80058	CM-480/APR-39(V)	5841-01-054-8541	157	5
80058	CN-1102/ARN-83	5826-00-920-7168	26	77
80058	CN-405/ASN	6605-00-487-4773	1	53
			2	51
			3	55
			4	49
			5	54
			6	45
			151	1
80058	CN-998B/ASN-43	6615-00-167-9757	88	5
			89	7A
			90	9
			91	17
80058	CP-941/ASN-86	5826-00-179-8437	148	7
11815	CR3243-4-2	5320-01-033-9127	127	9
80058	CU-1658/A	5985-00-167-7898	6	66
80058	CU-2245/ARQ-33	5985-01-118-2371	144	15
80058	CU-435/AIC	5915-00-603-9538	37	5
80058	CU-459/AR	5915-00-322-4918	27	75
			28	8
			29	50
80058	CU-942B/ARC-54	5985-00-179-3126	3	22
			4	19
			5	17
			6	7
80058	CU-991/AR	5985-00-296-2081	4	38
80058	CV-1275/ARN	5826-00-846-2934	83	28
			84	10
80058	CV-265A/ARN-30D		34	27
80058	CV-265B/ARN-30A	5826-00-505-0645	83	35



## NATIONAL STOCK NUMBER AND PART NUMBER INDEX

FSCM	PART NUMBER	PART NUMBER INDEX STOCK NUMBER	FIG.	ITEM
80058	CV-265B/ARN-30A	5826-00-505-0645	84	4
80058	CV-2924(P)/ARN-1 03(V)	5826-00-565-0226	148	6
09922	CYW20	5940-00-683-4282	8	62
71468	DB24659-2	5935-00-104-9982	118	3
71468	DC24660	5935-00-991-0125	118	6
71468	DD24661JS	5935-00-833-3548	117	5
85226	DMN4-4-1	5826-00-897-9961	1	34
			2	12
			3	34
			4	26
			5	25
85226	DMN4-4-2	5995-00-858-6552	1	30
			2	13
			3	36
			4	27
			5	26
80058	DY-86/ARN-30	6125-00-519-1310	80	25
71468	D110278	5340-00-139-7498	162	1
71468	D110550	5307-00-481-6640	160	78
06090	D133-06	5940-00-168-3401	160	75
			161	1
06090	D142-51	5940-01-010-1571	105	100
			112	9
			117	78
			118	8
			129	3
06090	D142-52	5940-01-010-1572	113	3
			118	7
			131	5
06090	D142-65	5940-00-498-0035	130	7
71468	D20420-12	5935-00-073-8885	117	4
20309	ES-B-212806-2	3120-01-070-5285	144	32
20309	ES-B-213081		137	1
20309	ES-B-220103		140	5
20309	ES-B-220215-3	5315-01-182-5682	144	28
20309	ES-B-220215-4	5315-01-182-5683	144	27
20309	ES-B-220309-1		144	30
			157	4
20309	ES-B-220309-2		138	9
			140	15
			157	6
20309	ES-B-220311-1		160	23
			167	23
20309	ES-B-220311-2		160	15
			167	26
20309	ES-B-220355-1		167	30
20309	ES-B-220374		140	7
20309	ES-B-220374		140	7
20309	ES-B-220447	3120-01-070-5284	144	31
20309	ES-B-221193		153	9
20309	ES-B-221467		153	22

## NATIONAL STOCK NUMBER AND PART NUMBER INDEX

FSCM	PART NUMBER	PART NUMBER INDEX	
		STOCK NUMBER	ITEM
20309	ES-B-221468	153	21
20309	ES-B-221546	147	4
20309	ES-B-221566	152	23
20309	ES-B-221571	127	22
20309	ES-B-221720	160	86
20309	ES-B-221727	148	11
20309	ES-C-213074	138	21
20309	ES-C-213928	148	34
20309	ES-C-213933	148	22
20309	ES-C-220105	140	2
20309	ES-C-220107	142	2
20309	ES-C-220127-1	143	4
20309	ES-C-220127-2	143	3
20309	ES-C-220318	138	17
20309	ES-C-221217	140	8
20309	ES-C-221440	153	13
20309	ES-C-221499	148	39
20309	ES-C-221545-1	147	7
20309	ES-C-221545-2	160	43
20309	ES-C-221552	167	2
20309	ES-C-221572	127	12
20309	ES-C-221573	127	6
20309	ES-C-221574	127	27
20309	ES-C-221575	127	4
20309	ES-C-221576-501	129	7
20309	ES-C-221576-502	129	8
20309	ES-C-221576-503	129	6
20309	ES-C-221576-504	129	9
20309	ES-C-221577	5841-01-180-8258	14
20309	ES-C-221584	5985-01-161-3961	1
20309	ES-C-221590	117	9
20309	ES-C-221591	117	10
20309	ES-C-221593-501	94	16
20309	ES-C-221593-502	94	17
20309	ES-C-221597-501	112	6
20309	ES-C-221597-502	112	7
20309	ES-C-221697	116	17
20309	ES-C-221707	153	24
20309	ES-C-221726	148	12
20309	ES-D-212999-1	138	16
20309	ES-D-212999-2	138	24
20309	ES-D-213000	5985-01-180-1371	20
20309	ES-D-213922	148	15
20309	ES-D-213925	148	48
20309	ES-D-213929-1	5985-01-180-1353	30
20309	ES-D-213929-2	5985-01-180-1354	29
20309	ES-D-213929-3	5985-01-180-1355	27
20309	ES-D-213931	148	18
20309	ES-D-220111	136	3
20309	ES-D-221301	160	1
20309	ES-D-221305-101	167	12

## NATIONAL STOCK NUMBER AND PART NUMBER INDEX

FSCM	PART NUMBER	PART NUMBER INDEX	
		STOCK NUMBER	ITEM
20309	ES-D-221305-102	167	13
20309	ES-D-221305-103	167	14
20309	ES-D-221488	92	16
20309	ES-D-221498	148	45
20309	ES-D-221527	151	4
20309	ES-D-221528	92	11
20309	ES-D-221529	92	3
20309	ES-D-221530	92	4
20309	ES-D-221531	92	7
20309	ES-D-221532	92	8
20309	ES-D-221533	92	1
20309	ES-D-221544	147	12
20309	ES-D-221550-1	153	28
20309	ES-D-221550-2	153	23
20309	ES-D-221550-4	153	20
20309	ES-D-221550-5	153	18
20309	ES-D-221550-6	153	17
20309	ES-D-221550-7	153	10
20309	ES-D-221551	92	14
20309	ES-D-221556	148	2
20309	ES-D-221557	148	1
20309	ES-D-221567-1	152	6
20309	ES-D-221567-11	152	20
20309	ES-D-221567-13	127	16
20309	ES-D-221567-14	128	1
20309	ES-D-221567-15	127	26
20309	ES-D-221567-2	152	3
20309	ES-D-221567-3	152	15
20309	ES-D-221567-4	152	13
20309	ES-D-221567-5	152	5
20309	ES-D-221567-6	152	10
20309	ES-D-221567-7	152	11
20309	ES-D-221567-8	152	25
20309	ES-D-221579-1	132	3
		133	3
		134	3
		135	3
20309	ES-D-221579-11	132	2
20309	ES-D-221579-12	134	2
20309	ES-D-221579-13	130	6
20309	ES-D-221579-14	130	2
20309	ES-D-221579-15	131	4
20309	ES-D-221579-16	130	3
20309	ES-D-221579-17	131	3
20309	ES-D-221579-18	107	3
		108	2
		109	3
		110	3
		114	2
		115	2
20309	ES-D-221579-19	107	2

## NATIONAL STOCK NUMBER AND PART NUMBER INDEX

FSCM	PART NUMBER	PART NUMBER INDEX STOCK NUMBER	FIG.	ITEM
20309	ES-D-221579-19		108	1
			109	2
			110	2
			114	3
			115	3
20309	ES-D-221579-2		132	1
			133	1
			134	1
			135	1
			133	2
20309	ES-D-221579-20		135	2
20309	ES-D-221579-21		171	3
20309	ES-D-221579-23		171	4
20309	ES-D-221579-24		168	2
20309	ES-D-221579-25		168	3
20309	ES-D-221579-26		169	2
20309	ES-D-221579-27		169	3
20309	ES-D-221579-28		170	2
20309	ES-D-221579-29		170	3
20309	ES-D-221579-30		160	76
20309	ES-D-221579-31		160	71
20309	ES-D-221579-33		160	73
20309	ES-D-221579-34		160	69
20309	ES-D-221579-35		163	2
20309	ES-D-221579-36		163	3
20309	ES-D-221579-37		161	2
20309	ES-D-221579-38		161	3
20309	ES-D-221579-39		162	4
20309	ES-D-221579-40		162	3
20309	ES-D-221579-41		160	60
20309	ES-D-221579-45		160	59
20309	ES-D-221579-46		160	61
20309	ES-D-221579-47		160	81
20309	ES-D-221579-48		164	2
20309	ES-D-221579-49		165	2
20309	ES-D-221579-50		166	2
20309	ES-D-221579-51		160	83
20309	ES-D-221580		129	5
20309	ES-D-221581		129	12
20309	ES-D-221585-501		105	18
20309	ES-D-221585-502		105	6
20309	ES-D-221585-503		105	14
20309	ES-D-221585-504		105	5
20309	ES-D-221586		99	3
20309	ES-D-221636-501		122	7
20309	ES-D-221636-502		122	8
20309	ES-D-221636-503		122	5
20309	ES-D-221636-504		122	6
20309	ES-D-221636-505		122	3
20309	ES-D-221730		148	37
20309	ES-D-221791		127	1

## NATIONAL STOCK NUMBER AND PART NUMBER INDEX

FSCM	PART NUMBER	PART NUMBER INDEX STOCK NUMBER	FIG.	ITEM
20309	ES-E-221587		105	10
20309	ES-E-221589		117	15
20309	ES-E-221599		112	5
20309	ES-F-212986		99	2
20309	ES-F-213930		92	6
20309	ES-F-220104		138	32
20309	ES-F-220106	1560-01-091-9232	142	5
20309	ES-F-220109		136	2
20309	ES-F-220141	5985-01-180-1352	144	33
20309	ES-F-220227-1		99	4
20309	ES-F-220227-2		99	1
20309	ES-F-220294		136	4
20309	ES-F-220310		136	1
20309	ES-F-221280		92	9
20309	ES-F-221281		92	12
20309	ES-F-221290		92	17
20309	ES-F-221291		92	13
20309	ES-F-221292		92	15
20309	ES-F-221302		160	3
20309	ES-F-221304		160	2
20309	ES-F-221526		148	3
20309	ES-F-221536-101		160	7
20309	ES-F-221536-102		160	4
20309	ES-F-221536-103		160	6
20309	ES-F-221536-104		160	5
20309	ES-F-221543		146	1
20309	ES-F-221563		152	24
20309	ES-F-221644		93	1
20309	ES-F-221645		99	5
20309	ES-F-221646		111	1
20309	ES-F-221647		116	2
20309	ES-F-221648		121	9
20309	ES-F-221649		127	2
20309	ES-F-221660-301		105	36
			117	39
20309	ES-F-221660-302		105	74
20309	ES-F-221660-303		105	48
			117	51
20309	ES-F-221660-304		105	62
20309	ES-F-221660-305		105	80
20309	ES-F-221660-306		117	25
20309	ES-F-221660-307		105	86
20309	ES-F-221660-308		105	42
			122	10
20309	ES-F-221660-309		105	54
20309	ES-F-221660-310		122	23
			129	21
20309	ES-F-221660-311		105	31
20309	ES-F-221660-312		122	31
20309	ES-F-221660-313		129	13
20309	ES-F-221660-314		117	31

## NATIONAL STOCK NUMBER AND PART NUMBER INDEX

FSCM	PART NUMBER	PART NUMBER INDEX STOCK NUMBER	FIG.	ITEM
20309	ES-F-221660-314		122	36
20309	ES-F-221660-315		122	44
			129	29
20309	ES-F-221660-317		117	16
20309	ES-F-221660-318		117	70
20309	ES-F-221660-319		117	64
20309	ES-F-221660-320		117	57
20309	ES-F-221660-321		117	45
20309	ES-F-221660-322		105	68
20309	ES-F-221660-323		105	23
20309	ES-F-221660-324		105	92
20309	ES-F-221660-325		94	6
20309	ES-J-221282		92	10
32159	FA-116-KAA		154	22
58257	FM-10-30-1	5985-00-097-9747	102	1
58257	FM10-30-1	5985-00-097-9747	25	78
94033	GD1227		23	8
80058	H-157/AIC	5965-00-755-4656	23	30
80058	HD-615/ARC-51X	5821-00-082-3701	81	9
			85	19
80058	ID-1003/ARC	6625-00-892-5223	81	11
			85	14
80058	ID-1347/ARN-82		15	106
			33C	8
80058	ID-1347A/ARN-82		15	106
80058	ID-1347C/ARN-82		33C	8
80058	ID-1579/ASN-86	5826-00-179-8438	152	1
94580	ID-1917/APN-209		33C	1
13499	ID-2192/ARN-124		91D	1
80058	ID-250A/ARN	5826-00-505-3094	15	109
80058	ID-663CU		153	15
80058	ID-998/ASN	5826-00-897-4889	15	102
			153	27
			33C	7
80058	IP-1150/APR-39	5841-01-037-8716	153	7
81349	JANTX1N4245	5961-00-458-5813	154	11
12143	JT08RE-10-35S		123	1
12143	JT08RE-10-35SA		124	2
12143	JT08RE-18-32S	5935-00-163-3644	113	2
12143	JT08RE-18-32SA	5935-01-025-9104	106	1
91836	KA-59-69	5935-00-630-2076	163	1
98230	KIT-1A/TSEC	5810-00-061-3386	89	3
			90	25
			91	1
91836	KS89-48	5935-00-075-3712	171	
00000	KY-58-DUMMY		92	2
80058	MD-736A	5821-00-937-7633	57	10
			62	10
			74	20
			76	3
96906	MS124735	5340-00-290-4480	144	1

## NATIONAL STOCK NUMBER AND PART NUMBER INDEX

FSCM	PART NUMBER	PART NUMBER INDEX STOCK NUMBER	FIG.	ITEM
96906	MS15795-703	5310-00-656-0111	167	18
96906	MS15795-803	5310-00-595-6211	121	12
96906	MS15795-804	5310-00-782-1349	154	6
			160	9
96906	MS15795-807	5310-00-880-5978	121	2
			154	23
			155	3
96906	MS15795-809	5310-00-550-5054	144	25
96906	MS16634-4031		144	6
96906	MS17777-1S11		42	40
			47	35
96906	MS17777-1S14		43	6
96906	MS17976-2	6130-00-910-6215	147	9
96906	MS18029-1S15	5940-01-031-4268	13	80
			15	41
			20	13
96906	MS18029-1S18	5940-00-611-3823	13	91
			15	31
			20	7
			22	59
96906	MS18029-1S9		84	44
			86	47
			88	38
			89	40
			90	68
96906	MS18029-11S20	5940-00-082-4642	22	51
			24	78
			25	75
			52	37
			53	1
			57	36
			62	35
			68	25
			69	1
			75	15
96906	MS18029-12S16	5940-00-082-5023	11	4
			13	66
			15	7
			20	21
96906	MS1919WDG16		12	73
96906	MS20365-428	5310-00-877-5796	148	24
96906	MS20426AD3-4	5320-00-117-6938	127	23
			142	8
			148	43
96906	MS20426AD3-5	5320-00-117-6939	148	32
			152	16
96906	MS20426AD3-5-5	5320-01-044-1613	137	3
96906	MS20426AD3-6	5320-00-584-0672	127	7
			127	29
			142	3
96906	MS20426AD3-7	5320-00-117-6941	151	7

## NATIONAL STOCK NUMBER AND PART NUMBER INDEX

FSCM	PART NUMBER	PART NUMBER INDEX STOCK NUMBER	FIG.	ITEM
96906	MS20426AD3-8	5320-00-117-6942	148	20
96906	MS20426AD4-4	5320-00-117-6949	152	22
96906	MS20470AD3-4	5320-00-117-6815	127	5
			138	30
			167	19
96906	MS20470AD4-4	5320-00-117-6826	116	18
96906	MS20470AD4-5	5320-00-754-0822	138	12
			167	15
96906	MS20470AD5-6	5320-00-117-6839	116	19
96906	MS20470AD6-7	5320-00-754-0992	138	11
96906	MS21042-02	5310-00-058-1823	90	55
			91	51
96906	MS21042-04	5310-00-811-6419	4	67
			5	59
			6	56
			8	83
			11	9
			13	54
			15	98
			20	25
			23	38
			25	23
			26	5
			27	70
			28	46
			29	45
			30	47
			37	13
			42	35
			43	28
			47	29
			48	27
			57	30
			63	26
			69	29
			71	44
			72	29
			73	8
			75	27
			78	33
			83	15
			84	48
			86	52
			88	42
			89	44
			90	61
			90	71
96906	MS21042L06	5310-00-807-1472	13	81
			15	39
			22	52
			23	16



## NATIONAL STOCK NUMBER AND PART NUMBER INDEX

FSCM	PART NUMBER	PART NUMBER INDEX STOCK NUMBER	FIG.	ITEM			
96906	MS21042L06	5310-00-807-1472	25	43			
			26	33			
			43	4			
			63	5			
			80	7			
			81	5			
			84	51			
			85	29			
			86	48			
			88	39			
			89	41			
			90	61			
			91	58			
			96906	MS21042L08	5310-00-807-1473	23	19
24	65						
25	66						
26	74						
42	13						
80	5						
81	34						
82	23						
85	37						
87	17						
91	10						
96906	MS21042L3	5310-00-807-1474				1	1
						2	6
						3	6
			4	6			
			5	1			
			6	4			
			7	5			
			8	7			
			10	1			
			11	7			
			12	4			
			13	17			
			14	5			
			15	5			
			16	6			
			17	1			
			18	09			
			19	1			
			20	22			
			21	2			
			22	4			
			23	1			
			24	3			
			25	3			
			26	11			
			27	7			
			28	17			

## NATIONAL STOCK NUMBER AND PART NUMBER INDEX

FSCM	PART NUMBER	PART NUMBER INDEX STOCK NUMBER	FIG.	ITEM
96906	MS21042L3	5310-00-807-1474	29	15
			30	1
			31	7
			32	5
			33	5
			37	10
			39	22
			40	22
			42	29
			44	37
			45	1
			47	24
			49	22
			55	21
			59	26
			60	2
			64	31
			65	5
			70	21
			71	11
			72	19
			73	17
			75	19
			78	24
			79	5
			81	22
			82	28
			83	11
			84	6
			86	16
87	5			
88	7			
89	8			
90	11			
91	6			
96906	MS21042L4	5310-00-807-1475	82	40
			83	41
			91	27
96906	MS21044C06	5310-00-982-6813	116	11
			128	2
96906	MS21044C08	5310-00-982-6814	121	1
81349	MS21044C3	5310-00-208-9255	85	44
			99	6
			105	28
			105	32
			105	37
			105	43
			105	52
			105	58
			105	63
			105	69

## NATIONAL STOCK NUMBER AND PART NUMBER INDEX

FSCM	PART NUMBER	PART NUMBER INDEX STOCK NUMBER	FIG.	ITEM
96906	MS21044C3	5310-00-208-9255	105	78
			105	81
			105	91
			105	93
			111	2
			116	3
			117	20
			117	27
			117	35
			117	42
			117	46
			117	52
			117	58
			117	65
			117	71
			122	11
			122	16
			122	28
			122	35
			122	39
			122	47
			127	17
			129	14
			129	22
			129	36
			160	32
			33A	5
96906	MS21044D3	5310-00-877-5798	138	23
96906	MS21044N04	5310-00-088-0551	121	10
			160	50
96906	MS21044N3	5310-00-877-5797	12	126
			138	7
			140	9
			144	20
			148	14
96906	MS21044N4	5310-00-877-5796	147	10
96906	MS21045L04	5310-00-857-5558	167	17
96906	MS21045L3	5310-00-857-4945	160	16
			167	6
96906	MS21047L3	5310-00-764-7282	138	31
96906	MS21048L06	5310-00-766-6652	148	44
96906	MS21048L3	5310-00-782-7094	152	17
96906	MS21073L06	5310-00-761-4219	142	9
96906	MS21075-06	5310-00-764-2396	127	8
			127	24
			127	28
96906	MS21075L06	5310-00-781-9493	137	2
			142	13
96906	MS21075L08	5310-00-772-3721	142	4
96906	MS21078-4	5310-00-728-5519	148	19
			148	33

## NATIONAL STOCK NUMBER AND PART NUMBER INDEX

FSCM	PART NUMBER	PART NUMBER INDEX STOCK NUMBER	FIG.	ITEM
96906	MS21083N3	5310-00-902-6676	144	8
96906	MS21104D17		91	66
96906	MS21104D19		59	21
96906	MS21104D4	5340-00-151-5997	12	98
			18	23
96906	MS21104D8	5340-00-106-0550	1	37
			2	36
			3	37
			8	42
			10	83
			11	125
			25	11
			29	72
			30	11
			31	31
			84	40
			86	38
			88	27
			89	32
			90	45
			91	43
			33A	22
96906	MS21209-C0615	5340-00-815-4930	153	12
96906	MS21266-2N	5325-00-074-3301	167	1
96906	MS21266-4N	5325-00-923-9512	167	5
96906	MS21919-16		105	13
96906	MS21919-19		105	15
96906	MS21919-20		105	19
96906	MS21919-21		105	20
96906	MS21919-22		105	17
96906	MS21919-24		105	22
96906	MS21919-29		105	21
96906	MS21919DG10	5340-00-565-0004	105	98
			117	21
			117	61
			117	74
			160	77
96906	MS21919DG11	5340-00-598-4201	11	54
			105	95
			160	26
96906	MS21919DG2	5340-00-565-0011	167	21
96906	MS21919DG20	5340-00-726-9321	15	89
			50	18
96906	MS21919DG21	5340-00-158-3934	105	57
96906	MS21919DG22	5340-00-726-9322	59	43
96906	MS21919DG3	5340-00-726-9819	105	41
			105	46
			105	51
			105	97
			117	19
			117	26

## NATIONAL STOCK NUMBER AND PART NUMBER INDEX

FSCM	PART NUMBER	PART NUMBER INDEX STOCK NUMBER	FIG.	ITEM			
96906	MS21919DG3	5340-00-726-9819	117	34			
			117	44			
			117	49			
			117	56			
			117	62			
			117	68			
			122	14			
			122	29			
			122	34			
			122	41			
			122	49			
			129	18			
			129	26			
			129	32			
			138	13			
			144	18			
			160	24			
			167	29			
			96906	MS21919DG4	5340-00-205-6301	1	4
						2	2
3	2						
4	3						
5	5						
6	5						
7	26						
8	41						
8	55						
10	25						
11	18						
12	1						
14	23						
16	16						
17	5						
21	33						
23	23						
24	7						
25	12						
26	15						
27	58						
28	54						
29	52						
30	46						
31	36						
82	3						
83	7						
84	57						
86	46						
88	19						
90	64						
91	32						
144	29						

## NATIONAL STOCK NUMBER AND PART NUMBER INDEX

FSCM	PART NUMBER	PART NUMBER INDEX STOCK NUMBER	FIG.	ITEM
96906	MS21919DG4	5340-00-205-6301	160	38
96906	MS21919DG5	5340-00-205-6302	105	26
			105	34
			105	67
			105	72
			160	11
			167	27
96906	MS21919DG6	5340-00-543-4394	144	21
			160	13
96906	MS21919DG7	5340-00-283-0649	105	84
			105	89
			157	3
96906	MS21919DG9	5340-00-726-9317	25	26
			160	30
96906	MS21919GD3		117	75
96906	MS21919G14		105	9
96906	MS21919WDG10	5340-00-584-6556	7	10
			10	29
			17	14
			19	10
			21	62
			27	35
			28	84
			29	18
			30	3
			31	24
			32	31
			33	12
			37	11
			49	26
			50	29
			54	31
			55	26
			59	30
			60	18
			64	28
			65	15
			70	25
			71	8
			72	23
			73	42
			83	18
			87	14
			90	16
			91	15
96906	MS21919WDG11	5340-00-664-8163	10	39
			19	19
			27	19
			28	79
			30	24
			44	39

## NATIONAL STOCK NUMBER AND PART NUMBER INDEX

FSCM	PART NUMBER	PART NUMBER INDEX STOCK NUMBER	FIG.	ITEM
96906	MS21919WDG11	5340-00-664-8163	86	40
			88	32
			89	34
			90	36
			96906	MS21919WDG13
12	74			
15	23			
17	32			
21	48			
27	20			
28	68			
47	22			
52	23			
62	22			
68	11			
73	20			
75	18			
79	8			
84	43			
86	31			
88	30			
89	18			
90	27			
91	39			
96906	MS21919WDG14	5340-00-286-9424	12	29
			27	55
			28	67
			32	27
			42	33
			47	28
			70	28
			72	35
			78	22
			91	40
			96906	MS21919WDG15
30	14			
31	37			
32	37			
33	26			
40	17			
52	29			
57	28			
62	28			
68	17			
75	26			
96906	MS21919WDG16	5340-00-286-9418	15	27
			18	27
			19	49
			22	13
			27	37
			28	74

## NATIONAL STOCK NUMBER AND PART NUMBER INDEX

FSCM	PART NUMBER	PART NUMBER INDEX STOCK NUMBER	FIG.	ITEM			
96906	MS21919WDG16	5340-00-286-9418	29	75			
			30	18			
			31	16			
			32	38			
			33	39			
			54	39			
			59	38			
			64	35			
			78	43			
			79	38			
			96906	MS21919WDG17	5340-00-200-7451	160	34
			96906	MS21919WDG2	5340-00-291-5353	160	68
			96906	MS21919WDG20	5340-00-664-8188	22	23
27	8						
28	53						
29	58						
32	30						
33	27						
37	6						
45	3						
55	24						
71	34						
73	26						
79	23						
96906	MS21919WDG23	5340-00-664-8177				55	42
			60	4			
			65	7			
96906	MS21919WDG26	5340-00-200-3041	70	32			
			72	49			
96906	MS21919WDG3	5340-00-291-5322	1	13			
			2	18			
			3	29			
			5	7			
			6	30			
			7	6			
			8	4			
			10	6			
			11	15			
			12	11			
			12	96			
			13	38			
			14	1			
			15	50			
			16	12			
			17	7			
18	15						
20	48						
21	1						
22	17						
23	50						
24	13						



## NATIONAL STOCK NUMBER AND PART NUMBER INDEX

FSCM	PART NUMBER	PART NUMBER INDEX STOCK NUMBER	FIG.	ITEM
96906	MS21919WDG3	5340-00-291-5322	25	8
			26	23
			27	3
			28	15
			29	4
			30	7
			31	11
			32	8
			33	9
			83	20
			84	39
			90	46
			91	41
			33A	10
			96906	MS21919WDG5
16	54			
17	8			
18	12			
21	29			
24	28			
27	72			
28	20			
29	39			
30	32			
31	12			
84	58			
86	24			
88	18			
89	20			
96906	MS21919WDG6	5340-00-598-0146	90	47
			91	44
			4	7
			5	30
			6	24
			7	43
			8	34
			10	19
			11	40
			12	31
			14	16
			16	10
			17	18
			18	17
			19	48
21	12			
22	2			
23	25			
24	38			
25	38			
26	42			
27	4			

## NATIONAL STOCK NUMBER AND PART NUMBER INDEX

FSCM	PART NUMBER	PART NUMBER INDEX STOCK NUMBER	FIG.	ITEM			
96906	MS21919WDG6	5340-00-598-0146	28	76			
			29	53			
			30	28			
			31	14			
			32	4			
			33	10			
			76	4			
			86	37			
			88	25			
			89	33			
			90	35			
			91	34			
			96906	MS21919WDG7	5340-00-200-8559	3	49
						4	41
5	48						
6	47						
7	3						
8	5						
10	41						
11	64						
12	39						
13	14						
14	29						
15	17						
16	22						
17	19						
18	37						
19	04						
21	47						
22	8						
26	28						
27	57						
28	70						
29	55						
30	17						
31	13						
32	3						
33	41						
84	36						
86	33						
87	3						
88	29						
89	23						
90	32						
91	37						
105	77						
96906	MS21919WDG8	5340-00-291-5347	10	4			
			19	44			
			27	16			
			50	32			
			76	12			

## NATIONAL STOCK NUMBER AND PART NUMBER INDEX

FSCM	PART NUMBER	PART NUMBER INDEX STOCK NUMBER	FIG.	ITEM
96906	MS21919WDG8	5340-00-291-5347	91	42
96906	MS21919WDG9	5340-01-046-5903	14	33
			16	26
			19	50
			24	25
			26	25
			54	22
96906	MS21984-10	5925-00-851-3605	147	8
96906	MS21984-30	5925-00-881-2465	160	44
96906	MS23039-1-06		88	49
96906	MS24149D1	5945-00-225-8692	42	11
			80	34
			85	36
96906	MS24253-20S		153	19
96906	MS24255-20S	5999-00-812-2082	117	14
96906	MS24524-23	5930-00-655-4241	153	3
96906	MS24665-153	5315-00-234-1854	144	7
96906	MS24665-300	5315-00-234-1863	144	26
96906	MS24693-C26	5305-00-958-2918	116	12
96906	MS24693-C28	5305-00-066-7327	91B	6
96906	MS24693-C29	5305-00-088-9665	149	1
			150	2
96906	MS24693-C295	5305-00-709-2013	148	21
96906	MS24693-S26	5305-00-957-7817	142	1
96906	MS24693-S31	5305-00-957-7820	138	19
96906	MS24693-S53	5305-00-088-8996	144	2
96906	MS24693-27		137	6
96906	MS24693-29B	5305-01-006-3874	142	7
			153	14
96906	MS24693BB33	5305-00-957-7808	33C	9
96906	MS24693C270	5305-00-088-9667	116	8
96906	MS24693C48	5305-00-889-2991	121	6
96906	MS24693S27	5305-00-957-7818	15	65
			20	38
			22	45
			29	66
96906	MS25036-102	5940-00-204-8966	105	8
			112	2
			113	4
			117	7
			122	2
			129	2
			153	4
			160	82
96906	MS25036-103	5940-00-143-4771	105	12
			112	4
			117	77
			122	18
			129	4
			160	21
96906	MS25036-108	5940-00-143-4780	160	22

## NATIONAL STOCK NUMBER AND PART NUMBER INDEX

FSCM	PART NUMBER	PART NUMBER INDEX STOCK NUMBER	FIG.	ITEM			
96906	MS25036-112	5940-00-143-4794	139	1			
			141	1			
			145	1			
			158	1			
			159	1			
			160	57			
96906	MS25036-123	5940-00-557-4341	160	57			
96906	MS25036-144	5940-00-113-9827	154	12			
96906	MS25036-148	5940-00-113-9828	154	14			
			160	90			
96906	MS25036-156	5940-00-143-4775	160	46			
96906	MS25036-157	5940-00-143-4777	160	63			
96906	MS25041-4-327	6210-00-939-7609	73	55			
96906	MS25171-3S	5975-00-250-6871	160	58			
96906	MS25181-1	5940-00-840-0139	11	28			
96906	MS25226-2-11	6150-00-806-7953	42	36			
96906	MS25226-2-5	5940-00-623-7228	83	12			
96906	MS25226-2-8	5940-00-802-5483	47	34			
			52	35			
			57	35			
			62	33			
			68	23			
			75	30			
			8	6			
			12	19			
			15	29			
			17	21			
			18	42			
96906	MS25281-F7	5340-00-891-3410	19	09			
			21	71			
			27	54			
			28	69			
			29	76			
			30	29			
			31	33			
			37	12			
			39	27			
			40	16			
			42	27			
96906	MS25281F14	5340-00-935-3764	84	61			
			86	42			
			88	34			
			89	36			
			90	52			
			91	45			
			15	81			
			22	64			
			96906	MS27039-1-06	5305-00-912-7307	84	65
						86	18
						143	2
96906	MS27039-1-08	5305-00-781-9057	143	2			
96906	MS27039-1-12	5305-00-082-6780	84	64			
			86	19			

## NATIONAL STOCK NUMBER AND PART NUMBER INDEX

FSCM	PART NUMBER	PART NUMBER INDEX STOCK NUMBER	FIG.	ITEM
96906	MS27039-1-12	5305-00-082-6780	88	48
96906	MS27039-1-25	5305-00-948-4151	83	6
96906	MS27130-CR88		33C	6
96906	MS27183-10	5310-00-809-4058	147	11
			148	17
96906	MS27183-4	5310-00-950-1310	160	51
96906	MS27183-5	5310-00-983-8483	147	6
			148	40
			160	41
96906	MS27183-8	5310-00-809-8546	147	1
			148	9
			152	18
96906	MS27212-1-20	5940-00-950-1610	13	84
			13	92
			15	34
			15	44
			20	9
			20	10
			22	61
			24	34
			25	37
			26	29
96906	MS27212-1-7A		121	11
96906	MS27401-13	5945-01-020-5008	128	4
96906	MS27473T10B35S	5935-00-261-6872	160	72
96906	MS27473T12B35S	5935-00-368-0449	161	6
96906	MS27484T-10B-35P	5935-00-417-4589	130	1
96906	MS27484T-10B-35S	5935-00-426-6453	130	4
96906	MS27484T-10B-35S	5935-01-049-9868	131	1
	A			
96906	MS27484T12F3P		148K	9
96906	MS27484T12F3S		148A	3
96906	MS27484T12F8P	5935-01-064-5705	148J	22
96906	MS27484T14F15P	5935-01-064-5702	148A	2
96906	MS27484T14F18P	5935-01-017-5889	148J	26
96906	MS27484T14F5P	5935-01-064-1594	148G	1
			148L	1
96906	MS27484T14F5PA	5935-01-066-1933	148H	4
96906	MS27484T14F5S	5935-01-064-5692	148G	4
96906	MS27484T16F26S	5935-01-012-9810	148A	7
			148J	20
96906	MS27484T16F35S	5935-01-023-4837	148D	1
96906	MS27484T16F42P	5935-01-064-1598	148K	6
96906	MS27484T16F8P		148B	5
96906	MS27484T18F32P	5935-01-056-6280	148D	4
			148E	1
			148J	14
96906	MS27484T18F32PA	5935-01-065-4097	148J	10
96906	MS27484T18F32S	5935-01-034-6656	148E	3
96906	MS27484T20F16P	5935-01-064-5694	148I	1
96906	MS27484T22F2P		148J	7

## NATIONAL STOCK NUMBER AND PART NUMBER INDEX

FSCM	PART NUMBER	PART NUMBER INDEX STOCK NUMBER	FIG.	ITEM
96906	MS27484T22F2PB		148J	5
96906	MS27484T22F2PC		148J	3
96906	MS27484T22F2S		148J	9
96906	MS27484T22F21S	5935-01-064-5696	148I	5
96906	MS27484T22F55P	5935-01-025-7078	148K	1
96906	MS27484T24F61P	5935-01-162-9165	148J	1
96906	MS27484T8F98S		148J	25
96906	MS27506B10-2	5935-00-622-1280	160	74
96906	MS27506B12-2	5935-00-163-3651	161	5
96906	MS27508E12F98P	5935-01-043-1921	154	34
96906	MS27508E14F15S	5935-01-065-6392	154	28
96906	MS27508E14F18S	5935-01-056-3259	154	35
96906	MS27508E16F26S	5935-01-066-1945	154	38
96906	MS27508E18F32P	5935-01-056-3585	154	37
96906	MS27508E18F32S	5935-01-056-3587	154	39
96906	MS27508E24F61S	5935-01-147-8949	154	46
96906	MS27977-18B		24	57
			25	62
			26	57
96906	MS3057-4AC		148H	7
96906	MS3100R16S-1S	5935-00-725-6618	160	54
			164	1
96906	MS3100R24-12S		160	52
			165	1
96906	MS3106A10SL3S	5935-00-539-2650	148H	6
96906	MS3106A18-9SC	5935-00-539-2276	148H	1
96906	MS3106F24-28P	5935-00-976-5918	148J	16
96906	MS3106P18-45		166	1
96906	MS3106R16S-1S	5935-00-800-9858	148B	1
96906	MS3106R18-1P	5935-00-834-4904	148K	5
96906	MS3106R20-14P		148C	3
96906	MS3106R20-14S	5935-00-725-6621	148C	1
96906	MS3106R22-14S	5935-00-814-9781	148J	18
96906	MS3115-14A	5935-00-947-1036	160	66
96906	MS3116F8-4S	5935-00-892-9322	148L	3
96906	MS3124E14-19S	5935-00-726-7101	160	67
96906	MS3126F12-10S	5935-00-731-0139	160	84
96906	MS3181-14N	5935-00-990-5580	160	65
96906	MS3320-3	5925-00-024-0378	116	1
96906	MS35206-214	5305-00-993-0190	13	55
			15	100
			20	30
			22	30
			23	33
			24	18
			25	24
			26	8
			27	71
			28	48
			29	42
			38	1

## NATIONAL STOCK NUMBER AND PART NUMBER INDEX

FSCM	PART NUMBER	PART NUMBER INDEX STOCK NUMBER	FIG.	ITEM			
96906	MS35206-214	5305-00-993-0190	43	32			
			44	18			
			45	8			
			48	34			
			49	1			
			50	33			
			53	31			
			54	11			
			55	1			
			58	34			
			59	9			
			60	10			
			63	34			
			64	13			
			65	19			
			69	34			
			70	2			
			71	47			
			72	24			
			73	11			
77	32						
78	39						
79	17						
96906	MS35206-215	5305-00-889-2997	1	64			
			2	60			
			3	71			
			13	87			
			15	38			
			20	3			
			22	55			
			38	29			
			83	4			
			84	35			
			86	23			
			96906	MS35206-216	5305-00-889-2998	4	62
						5	62
6	58						
37	22						
42	32						
47	27						
52	28						
57	27						
62	27						
68	15						
75	25						
96906	MS35206-217	5305-00-889-2999	160	10			
	MS35206-219	5305-00-984-4976	167	16			
96906	MS35206-219	5305-00-984-4976	160	53			
			11	11			
			13	61			
			15	1			

## NATIONAL STOCK NUMBER AND PART NUMBER INDEX

FSCM	PART NUMBER	PART NUMBER INDEX STOCK NUMBER	FIG.	ITEM
96906	MS35206-219	5305-00-984-4976	20	27
			22	33
			84	47
96906	MS35206-220	5305-00-984-4977	86	53
			88	43
			89	45
			90	73
			15	59
			23	13
96906	MS35206-227	5305-00-984-4984	24	61
			29	62
			76	1
			20	37
			58	30
96906	MS35206-229	5305-00-984-4989	63	28
			81	1
			15	64
			81	8
96906	MS35206-230	5305-00-889-3000	84	12
			85	25
			90	59
			91	55
			76	6
			10	33
96906	MS35206-231	5305-00-889-3001	12	77
			14	91
			16	89
			19	30
			76	11
			77	31
			80	9
			81	2
96906	MS35206-233	5305-00-984-4993	23	12
			24	59
			80	2
96906	MS35206-234	5305-00-984-6221	2	23
			80	32
96906	MS35206-238	5305-00-984-6225	3	20
			4	17
			15	87
			22	77
			27	24
			28	7
			29	48
			80	17
			90	39
			42	10
			82	19
			142	12
96906	MS35206-242	5305-00-889-3002	5	16
			6	9
96906	MS35206-243	5305-00-984-6191	3	20
			4	17
			15	87
96906	MS35206-244	5305-00-984-6192	22	77
			27	24
			28	7
			29	48
			80	17
96906	MS35206-245	5305-00-984-6193	90	39
			42	10
			82	19



## NATIONAL STOCK NUMBER AND PART NUMBER INDEX

FSCM	PART NUMBER	PART NUMBER INDEX STOCK NUMBER	FIG.	ITEM
96906	MS35206-245	5305-00-984-6193	80	22
			81	15
			82	15
			82	17
			83	24
			85	16
96906	MS35206-246	5305-00-984-6194	47	15
			52	16
			80	10
			82	16
			85	39
			86	1
			87	18
			88	1
			89	5
			90	8
			91	12
96906	MS35206-248	5305-00-984-6196	82	14
			85	17
96906	MS35206-249	5305-00-984-6197	5	14
			6	11
			23	17
			24	63
96906	MS35206-253	5305-00-984-6201	85	2
96906	MS35206-261	5305-00-984-6208	87	13
96906	MS35206-263	5305-00-984-6210	144	19
96906	MS35206-332	5305-00-455-6840	80	30
96906	MS35206-334		85	3
96906	MS35206-361		80	2
			85	25
96906	MS35207-207		21	88
96906	MS35207-227	5305-00-958-0661	22	47
96906	MS35207-230	5305-00-958-4354	5	52
			6	42
96906	MS35207-260	5305-00-088-9044	13	71
			15	45
			20	39
			22	42
			27	12
			28	11
			29	67
			33A	31
96906	MS35207-261	5305-00-990-6444	1	3
			2	1
			3	3
			4	2
			5	4
			6	23
			7	4
			8	8
			10	5

## NATIONAL STOCK NUMBER AND PART NUMBER INDEX

FSCM	PART NUMBER	PART NUMBER INDEX STOCK NUMBER	FIG.	ITEM
96906	MS35207-261	5305-00-990-6444	11	34
			14	3
			15	15
			16	13
			17	35
			18	18
			19	20
			20	44
			21	22
			23	5
			24	10
			25	10
			26	24
			28	83
			29	54
			30	61
			31	46
			32	29
			33	24
			96906	MS35207-262
84	33			
86	25			
86	39			
88	9			
89	12			
90	13			
91	54			
138	8			
140	4			
2	56			
3	67			
4	36			
5	56			
6	46			
10	40			
11	37			
12	2			
13	18			
14	18			
15	22			
16	21			
24	9			
27	34			
28	61			
29	56			
30	26			
31	10			
81	27			
90	30			
91	36			
96906	MS35207-263	5305-00-989-7434	1	6

## NATIONAL STOCK NUMBER AND PART NUMBER INDEX

FSCM	PART NUMBER	PART NUMBER INDEX STOCK NUMBER	FIG.	ITEM
96906	MS35207-263	5305-00-989-7434	2	3
			3	1
			4	1
			5	3
			6	1
			8	11
			10	3
			11	13
			12	22
			13	19
			14	2
			15	12
			16	8
			17	6
			18	11
			19	03
			20	16
			21	4
			22	1
			23	3
			24	5
			25	5
			26	13
			27	5
			28	23
			29	17
			30	12
			31	9
			32	11
			33	7
			34	19
			37	7
			39	24
			40	20
			41	25
			42	26
			44	35
			45	4
			46	23
			47	21
			49	29
			50	31
			51	22
			55	23
			56	19
			60	5
			61	18
			65	8
			66	22
			67	24
			70	26

## NATIONAL STOCK NUMBER AND PART NUMBER INDEX

FSCM	PART NUMBER	PART NUMBER INDEX STOCK NUMBER	FIG.	ITEM
96906	MS35207-263	5305-00-989-7434	71	9
			72	33
			73	19
			75	21
			76	14
			78	25
			79	7
			81	14
			82	30
			83	30
			84	8
			85	8
			86	27
			87	2
			88	17
			89	19
			90	34
91	2			
138	15			
140	6			
157	1			
160	14			
167	22			
96906	MS35207-264	5305-00-989-7435	4	79
			5	47
			6	37
			7	35
			8	9
			10	30
			11	45
			12	17
			13	15
			14	20
			15	26
			16	15
			17	3
			18	26
			20	50
			21	9
			22	10
			24	11
			25	6
			26	19
			27	28
28	19			
30	16			
31	20			
33	8			
39	25			
40	19			
81	24			

## NATIONAL STOCK NUMBER AND PART NUMBER INDEX

FSCM	PART NUMBER	PART NUMBER INDEX STOCK NUMBER	FIG.	ITEM			
96906	MS35207-264	5305-00-989-7435	82	38			
			84	53			
			86	43			
			87	8			
			88	35			
			89	39			
			90	65			
			91	60			
			160	56			
			167	25			
			96906	MS35207-265	5305-00-993-1848	3	17
						4	42
						5	57
						6	48
7	11						
8	57						
10	55						
11	79						
12	80						
13	30						
14	43						
15	20						
16	50						
18	50						
21	87						
22	6						
27	30						
28	26						
29	24						
30	15						
31	42						
32	32						
33	21						
59	41						
64	46						
70	30						
72	47						
87	11						
90	15						
160	55						
167	11						
96906	MS35207-266	5305-00-995-3444	3	30			
			4	14			
			5	11			
			6	6			
			10	34			
			12	35			
			18	39			
			27	41			
			28	21			
			29	28			

## NATIONAL STOCK NUMBER AND PART NUMBER INDEX

FSCM	PART NUMBER	PART NUMBER INDEX STOCK NUMBER	FIG.	ITEM			
96906	MS35207-266	5305-00-995-3444	30	54			
			31	29			
			32	15			
			33	20			
			81	30			
			84	30			
			90	79			
			138	2			
			140	13			
			96906	MS35207-267	5305-00-993-1851	1	31
						2	15
						3	9
						4	10
						5	22
6	18						
7	38						
8	2						
10	31						
11	35						
17	53						
18	30						
19	42						
21	19						
22	11						
27	21						
28	24						
29	77						
30	5						
31	21						
32	9						
33	25						
49	24						
50	27						
54	29						
59	28						
60	31						
64	27						
65	36						
70	23						
71	28						
72	21						
73	40						
78	44						
79	36						
83	44						
84	7						
88	31						
91	38						
102	6						
160	17						
96906	MS35207-268	5305-00-995-3442	8	31			

## NATIONAL STOCK NUMBER AND PART NUMBER INDEX

FSCM	PART NUMBER	PART NUMBER INDEX STOCK NUMBER	FIG.	ITEM
96906	MS35207-268	5305-00-995-3442	10	9
			11	39
			12	42
			13	42
			14	19
			15	66
			16	29
			17	42
			18	35
			19	41
			21	13
			25	28
			90	29
			160	92
96906	MS35207-269	5305-00-995-3441	7	39
			12	33
			14	48
			16	62
			17	34
			19	45
			21	16
			83	22
			91	33
			17	52
96906	MS35207-270	5305-00-995-3440	18	63
			22	21
			82	13
96906	MS35207-277	5305-00-952-0760	82	13
96906	MS35207-279	5305-00-993-2463	82	42
96906	MS35207-282	5305-00-993-2460	82	42
96906	MS35214-25	5305-00-206-3716	35	12
			36	15
96906	MS35214-28	5305-00-638-0502	33C	10
96906	MS35214-31	5305-00-059-8256	33C	12
96906	MS35215-25	5305-00-954-8132	1	52
			2	50
			3	53
			4	46
96906	MS35219-55	5305-00-958-1009	1	49
			2	48
96906	MS35221-14		8	85
96906	MS35265-14	5305-00-558-4887	13	56
			15	99
			20	32
			22	27
			27	67
			28	43
			29	43
			30	49
96906	MS35265-16	5305-00-543-5058	4	68
			5	63
			6	59

## NATIONAL STOCK NUMBER AND PART NUMBER INDEX

FSCM	PART NUMBER	PART NUMBER INDEX STOCK NUMBER	FIG.	ITEM
96906	MS35265-16	5305-00-543-5058	37	20
96906	MS35265-45	5305-00-543-2752	85	15
96906	MS35265-46	5305-00-622-9476	82	20
96906	MS35265-49	5305-00-622-9478	25	68
			26	75
96906	MS35273-18	5305-00-924-8223	1	57
			3	51
			4	50
			5	50
			6	40
96906	MS35276-265	5305-00-912-4833	144	12
96906	MS35333-105	5310-00-019-0669	15	82
			22	73
			36	2
96906	MS35333-106	5310-00-019-0670	27	25
			28	6
			29	49
96906	MS35333-37	5310-00-579-0079	15	61
			20	54
			22	49
			29	63
			69	25
96906	MS35333-38	5310-00-559-0070	15	86
			22	76
96906	MS35333-39	5310-00-576-5752	13	72
96906	MS35333-73	5310-00-543-5933	144	10
96906	MS35335-32	5310-00-596-7691	7	47
			8	96
			11	78
			13	31
			14	44
			16	49
			18	49
			21	97
			29	71
			30	53
			31	28
			32	17
			33	19
			160	62
			167	24
96906	MS35335-33	5310-00-209-0786	4	34
			5	37
			6	34
96906	MS35335-57	5310-00-058-3599	154	5
96906	MS35335-60	5310-00-209-1239	3	21
			4	18
			5	13
			6	8
			154	45
96906	MS35336-27	5310-00-194-9211	90	1



## NATIONAL STOCK NUMBER AND PART NUMBER INDEX

FSCM	PART NUMBER	PART NUMBER INDEX STOCK NUMBER	FIG.	ITEM
96906	MS35338-100	5310-00-261-8278	144	4
96906	MS35338-135	5310-00-933-8118	154	2
96906	MS35338-137	5310-00-933-8119	154	41
96906	MS35338-138	5310-00-933-8120	154	31
96906	MS35338-41	5310-00-045-4007	10	35
96906	MS35338-43	5310-00-045-3296	102	4
			122	20
			138	3
			140	10
			160	25
			167	7
96906	MS35489-13	5325-00-290-6163	17	20
96906	MS35489-17	5325-00-281-1557	11	72
			13	25
			18	47
			21	91
96906	MS35489-22	5325-00-270-8890	8	94
96906	MS35489-3		3	12
96906	MS35489-38	5325-00-582-3601	1	11
			2	16
			138	22
			167	3
96906	MS35489-6	5325-00-263-6632	11	47
			12	25
			14	30
			16	25
			21	46
96906	MS35489-63		3	10
			4	12
			5	8
			6	25
96906	MS35489-67	5325-00-249-6341	3	11
96906	MS35489-7	5325-00-174-5315	8	102
			10	38
			105	3
96906	MS35489-9	5325-00-276-6228	160	91
96906	MS35649-262	5310-00-934-9747	77	23
96906	MS35649-265	5310-00-934-9763	15	83
			22	74
96906	MS35650-106	5310-00-616-2312	122	19
96906	MS35650-302	5310-00-934-9751	84	55
			86	45
			88	36
			89	37
			90	66
			138	5
			140	14
			144	9
			160	19
			167	9
96906	MS35650-303		160	8

## NATIONAL STOCK NUMBER AND PART NUMBER INDEX

FSCM	PART NUMBER	PART NUMBER INDEX STOCK NUMBER	FIG.	ITEM
96906	MS35650-304	5310-00-934-9765	154	30
96906	MS35650-305	5310-00-934-9766	7	48
			8	100
			11	77
			13	35
			14	46
			16	47
			18	55
			21	96
			27	53
			28	75
			29	70
			30	52
			31	26
			32	18
			33	18
			91	63
96906	MS35842-13	4730-00-909-8627	148	13
96906	MS45901-4	5310-00-264-1390	13	67
			15	10
			20	23
96906	MS51957-14	5305-00-054-5648	154	3
96906	MS51957-15	5305-00-054-5649	154	26
96906	MS51957-17	5305-00-054-5651	121	13
96906	MS51957-18	5305-00-054-5652	154	4
96906	MS51957-29	5305-00-054-6653	127	11
			147	5
			160	42
96906	MS51957-30	5305-00-054-6654	148	41
96906	MS51957-31	5305-00-054-6655	127	25
			154	13
96906	MS51957-32	5305-00-054-6656	15	75
			22	68
96906	MS51957-32B	5305-00-470-5602	153	16
96906	MS51957-35	5305-00-054-6659	33C	3
96906	MS51957-36	5305-00-054-6660	128	6
			33C	4
96906	MS51957-36B	5305-01-029-8876	153	25
96906	MS51957-38	5305-00-054-6662	33C	15
96906	MS51957-43	5305-00-054-6668	155	1
96906	MS51957-44	5305-00-054-6669	121	3
96906	MS51957-45	5305-00-054-6670	154	24
			154	40
			155	5
96906	MS51957-48	5305-00-054-6673	151	2
96906	MS51957-52	5305-00-054-6677	127	21
96906	MS51958-46	5305-00-057-0528	116	15
96906	MS51958-63	5305-00-059-3659	160	28
96906	MS51958-64	5305-00-059-3660	85	42
			105	24
			105	35

## NATIONAL STOCK NUMBER AND PART NUMBER INDEX

FSCM	PART NUMBER	PART NUMBER INDEX STOCK NUMBER	FIG.	ITEM
96906	MS51958-64	5305-00-059-3660	105	38
			105	45
			105	49
			105	55
			105	65
			105	75
			105	85
			117	24
			117	30
			117	36
			117	40
			117	54
			122	15
			122	27
			122	32
			122	37
			122	45
			127	19
			129	20
			129	24
129	31			
96906	MS51958-65	5305-00-059-3661	148	8
			105	30
			152	19
			154	33
			160	31
96906	MS51958-66	5305-00-059-3662	105	61
96906	MS51958-67	5305-00-059-3663	99	10
96906	MS51958-68	5305-00-059-3664	105	87
			111	6
			122	21
			105	73
			117	17
			117	50
			117	76
160	39			
96906	MS51958-69	5305-00-059-3665	117	63
			117	69
			160	48
96906	MS51958-71	5305-00-059-3667	105	99
			117	32
			122	30
			122	43
			122	51
			129	27
			129	33
96906	MS51958-72	5305-00-059-3668	129	17
96906	MS51960-66	5305-00-071-1323	24	54
			25	59
			26	54
			24	55
96906	MS51960-68	5305-00-071-1325	24	55

## NATIONAL STOCK NUMBER AND PART NUMBER INDEX

FSCM	PART NUMBER	PART NUMBER INDEX STOCK NUMBER	FIG.	ITEM			
96906	MS51960-68	5305-00-071-1325	25	60			
			26	55			
			91	29			
			90	2			
			154	36			
			153	11			
			105	40			
			105	59			
			105	79			
			117	23			
			117	43			
			122	25			
			122	50			
			129	19			
			96906	MS9592-010	5340-00-151-5901	129	25
129	35						
105	29						
105	47						
105	53						
105	66						
117	29						
117	37						
117	55						
122	13						
122	40						
160	33						
80058	MT-1142/ARC	5975-00-503-3448				80	3
						85	4
80058	MT-1535/ARC-54	5821-00-892-9309				80	23
			85	27			
			81	29			
80058	MT-1536/ARC-55	5985-00-325-9032	4	39			
			5	74			
80058	MT-2018/ARN	5826-00-677-4450	80	29			
			81	36			
80058	MT-2019/ARM	5826-00-677-6046	81	36			
			81	12			
80058	MT-2653/ARC	5821-00-980-5789	85	18			
			89	28			
80058	MT-3513/APX	5895-00-895-4410	90	40			
			91	20			
80058	MT-3600/ARN-82	5821-00-937-4688	85	28			
			85	27			
80058	MT-3664/ARC-131	5821-00-937-4688	85	27			
80058	MT-3772A	5985-00-871-9123	6	67			
80058	MT-3791/ARC-134	5821-00-912-2240	87	12A			
80058	MT-3802/ARC	5810-00-937-1036	85	10			
80058	MT-3809/APX-72	5895-00-063-9498	13	60			
			84	29			
			86	13			
			88	16			
			90	4			
			91	26			

## NATIONAL STOCK NUMBER AND PART NUMBER INDEX

FSCM	PART NUMBER	PART NUMBER INDEX STOCK NUMBER	FIG.	ITEM
80058	MT-3949A/U	5975-00-935-9582	91	1A
80058	MT-4075/ASN-86	5826-00-220-2065	148	10
80058	MT-4411/ARN-103 (V)	5826-00-626-8730	148	4
80058	MT-4447/ASN-86	6605-00-417-6207	148	25
80058	MT-4835/ARN	5826-01-022-9257	85	34
80058	MT-4980/ARN-123 (V)	5826-01-058-7717	116	10
80058	MX-8123/ASN-86	5826-00-179-8440	148	26
81349	M23071-8-001		148	35
81349	M24308/2-1	5935-00-490-5219	160	79
81349	M24308/2-3	5935-00-410-9250	118	1
			162	6
81349	M24308/2-4	5935-00-976-5425	118	5
81349	M24308/2-5	5935-00-489-1997	117	3
81349	M24308/20-3	5935-01-028-6751	162	5
81349	M24308/21-1	5935-01-016-1216	160	80
81349	M25708/1-01	5985-00-106-0906	149	2
			150	1
81349	M28748/5C0001A	5935-00-138-4924	35	21
81349	M3786/4-0868	5930-00-325-4183	153	8
81349	M3786/4-0874	5930-00-246-1427	153	5
81349	M39012-20-0101	5935-01-044-4446	105	16
			108	3
			112	8
81349	M39012/15-0002	5935-00-051-2589	120	2
81349	M39012/16-0101	5935-01-043-0629	105	1
			117	12
			119	1
81349	M39012/20-0101	5935-01-044-4446	107	4
81349	M39012/26-0101	5935-01-043-5841	148F	3
81349	M39012/30-0006		125	1
			126	1
81349	M39012/55-3026	5935-00-325-9392	160	70
			163	4
			168	4
			169	4
			170	4
81349	M39012/59-3026	5935-00-325-4524	168	1
			169	1
			170	1
96906	M39029/31-241		117	13
			122	22
			129	10
81349	M39029/32-206		129	11
81349	M39029/57-356		130	5
			131	2
81349	M39029/58-361	5999-01-G24-9721	130	8
81349	M55339/14-00306	5935-01-032-5404	8	97
			29	82
			30	21

## NATIONAL STOCK NUMBER AND PART NUMBER INDEX

FSCM	PART NUMBER	PART NUMBER INDEX STOCK NUMBER	FIG.	ITEM
81349	M6106/28-023	5945-01-092-3418	154	9
81349	M7928/5-4	5940-01-079-1375	160	64
81349	M83519/1-2	5940-01-136-2540	106	4
81349	M83519/1-3	5940-01-135-7077	161	4
81349	M8805/55-001	5930-00-262-0889	15	60
80205	NAS1021H3	5310-00-754-4236	1	50
			2	49
			3	57
80205	NAS1303-7H	5306-00-807-2948	144	16
80205	NAS1375A08CE060		148	49
80205	NAS1375A08CE072		148	42
80205	NAS1745-15	5940-01-010-1571	162	2
80205	NAS43DD-16		111	4
80205	NAS43DD1-7		30	50
80205	NAS43DD3-12	5365-00-304-7679	105	27
80205	NAS43DD3-16	5365-00-684-2093	99	8
			105	60
80205	NAS43DD3-20	5365-00-684-7923	144	23
80205	NAS43DD3-28	5365-00-682-4624	8	3
80205	NAS43DD3-30	5365-00-580-3867	117	38
			122	24
			122	42
			122	48
			129	28
			129	34
80205	NAS43DD3-32	5365-00-662-3098	105	71
			117	22
			117	48
			117	73
			160	49
80205	NAS43DD3-36	5365-00-662-8788	160	37
80205	NAS43DD3-42		25	29
80205	NAS43DD3-44		21	14
80205	NAS43DD3-48	5365-00-294-0580	117	60
			160	47
80205	NAS43DD3-56	5365-00-618-6485	105	83
			117	67
80205	NAS43DD3-64	5365-00-662-3100	128	3
80205	NAS43DD3-8	5365-00-622-1810	21	20
			80	11
80205	NAS43DD3-96	5365-00-580-4834	129	16
80205	NAS43004-24A	5365-00-293-9800	105	90
80205	NAS487		153	2
80205	NAS517-3-3	5305-00-206-3701	144	24
80205	NAS517-3-8	5305-00-206-3700	144	22
80205	NAS603-22P	5305-00-813-2777	11	30
			15	18
80205	NAS620-6L	5310-00-616-6822	76	2
80205	NAS620C8	5310-00-069-5291	154	42
80205	NAS671-4	5310-00-810-7785	154	20
80205	NAS679C06M	5310-00-801-4420	154	7

## NATIONAL STOCK NUMBER AND PART NUMBER INDEX

FSCM	PART NUMBER	PART NUMBER INDEX STOCK NUMBER	FIG.	ITEM
80205	NAS679C08M	5310-00-813-3233	151	6
			155	4
95987	NCA-440	5310-01-010-4389	154	47
95987	NW10-4373		33A	20
24446	N80P16018C6		3	31
			4	24
			5	23
			6	19
			7	1
			8	72
			11	52
			13	27
			14	51
			18	29
			21	74
			23	9
			24	47
			25	53
			26	39
			33	32
			54	35
			59	34
			64	38
			81	21
80058	OE-330/ALQ-151		143	5
80058	PP-2792/ARN-30D	5826-00-752-2508	83	36
			84	1
80058	PP-3702A/ARC-102	5821-01-109-7907	84	19
			88	13
			89	14
			90	20
			91	65
80058	PP-4328/ARN-59(V ) OLD 61		81	33
80058	PU-543A/A	6125-00-884-5261	82	24
29372	P102D10-2	5325-00-522-4882	102	3
00781	P12	5821-00-714-7853	80	24
			85	31
80058	R-1021/ARN-30D	5826-00-752-5730	83	37
			84	2
80058	R-1041/ARN	5826-00-837-7261	80	36
80058	R-1123/ARC-73	5821-00-682-8831	81	17
80058	R-1388A/ARN-82	5826-00-168-8398	85	6
80058	R-1391/ARN-83	5826-00-994-1578	86	2
			88	2
			89	6
			90	6
			91	8
80058	R-1838/APR-39(V)	5841-01-031-5890	138	10
			140	1
80058	R-1963/ARN	5826-01-015-1574	85	33

## NATIONAL STOCK NUMBER AND PART NUMBER INDEX

FSCM	PART NUMBER	PART NUMBER INDEX STOCK NUMBER	FIG.	ITEM
80058	R-2023/ARN-123(V )	5826-01-020-2258	116	16
80058	R-2097/APR-44(V)	5841-01-047-5485	127	15
80058	R-836/ARN	5826-00-519-6963	80	31
81349	RCR20GF151J		105	7
81349	RCR20G301JS	5905-00-935-8541	117	6
08226	REW620-6	5310-00-773-7624	154	8
94867	RF-X1B-BCH-332		155	6
94867	RF-X1B-BDC-333		155	2
58257	RGS-10-48	5985-01-029-7543	116	6
80058	RT-1057/ARN-103(V)	5826-00-626-8731	148	5
80058	RT-1115/APN-209		153 33C	26 13
80058	RT-1167/ARC-164(V)	5821-00-138-7990	152	14
80058	RT-1294/ARN-124		91E	4
80058	RT-348/ARC-54	5821-00-082-3597	80 85	21 23
80058	RT-349B/ARC-55	5821-00-543-1893	81	16
80058	RT-698/ARC-102	5821-00-604-3307	84 88 89 90 91	24 12 13 19 47
80058	RT-702/ARC-51X		81	10
80058	RT-742/ARC-51BX	5821-00-082-3927	85	13
80058	RT-823/ARC-131	5821-00-851-1096	85	23
80058	RT-857/ARC-134	5821-00-072-6108	87 87	1 1
80058	RT-859/APX-72	5895-00-089-7179	13 84 86 88 89 90 91	59 31 14 15 1 3 30
80058	SA-2357/A		92	5
80058	SA-474/AR	5930-00-823-0959	41	1
80058	SB-327/ARC-44		34 41	4 2
80063	SCDL134030		34	5
81349	SE26XF01S	5940-01-142-5811	154	25
80063	SM-B-416109-1	5310-00-973-8660	127 128 157	20 5 2
80063	SM-B-692590		46	30
35344	S0-1066-001	5935-01-144-2147	154	10
29372	S102D10-08	5325-00-704-0704	102	2
80058	T-366A/ARC	5821-00-681-9779	80 85	1 1



## NATIONAL STOCK NUMBER AND PART NUMBER INDEX

FSCM	PART NUMBER	PART NUMBER INDEX STOCK NUMBER	FIG.	ITEM
80058	T-879/ARC-73	5821-00-682-8832	81	26
59730	TC817	4920-00-110-5317	154	29
80058	TD-1336/A	5985-01-123-4802	93	2
06090	TMS1/2		148A	8
			148B	3
			148C	2
			148G	3
			148H	3
			148I	3
			148J	12
			148K	3
06090	TMS1/4		148A	5
			148F	2
			148H	8
			148J	23
			148K	8
			148M	2
80058	TS-1843B/APX	5895-00-471-3174	89	27
			90	41
			91	19
80058	TSEC/KY-28	5810-00-919-4554	80	18
			85	7
80058	TSEC/KY-58		156	1
05215	TYPE309E2		81	25
80058	UG-1095B/U	5935-00-526-0539	171	5
80058	UG-536C/U	5935-00-660-4296	148F	1
			148M	1
80058	UG-709A/U	5935-00-051-2589	120	1
81349	U92A4		24	27
			25	33
			26	34
73949	X942-2		78	1
80058	Z-AHP/KY-58		152	4
80058	Z-AHQ		156	2
50619	01C16D03C2E		148B	2
50619	01C18D04C2E		148H	2
50619	01C18D04C3E		148K	4
50619	01C22D04C3E		148J	17
50619	01C24D06C2E		148J	15
12143	031-1007-000	5999-01-181-6400	106	2
			113	1
			117	2
			118	2
			123	2
			124	1
50619	06-08D03C2F		148J	24
50619	06-12D02C2F		148A	4
			148K	10
50619	06-12D03C2F	5935-01-096-8547	148J	21
50619	06-14D03C2F	5935-01-100-7116	148A	1
			148G	2

## NATIONAL STOCK NUMBER AND PART NUMBER INDEX

FSCM	PART NUMBER	PART NUMBER INDEX STOCK NUMBER	FIG.	ITEM
50619	06-14D03C2F	5935-01-100-7116	148J	27
			148L	2
50619	06-14D04C2F	5935-01-096-8554	148H	5
50619	06-16D03C2F	5935-01-096-8555	148A	6
50619	06-16D04C2F	5935-01-096-8549	148B	4
			148J	19
50619	06-16D05C2F	5935-01-096-8561	148D	2
			148K	7
50619	06-18D04C2F	5935-01-100-7115	148J	11
50619	06-18D05C2F	5935-01-096-8550	148D	3
			148E	2
			148J	13
50619	06-20D04C2F	5935-01-100-9758	148I	2
50619	06-22D04C2F		148I	4
50619	06-22D05C2F	5935-01-100-7114	148J	6
50619	06-22D06C2F	5935-01-097-2017	148J	4
			148K	2
50619	06-22D08C2F		148J	8
50619	06-24D07C2F	5935-01-162-9235	148J	2
06424	0770-9	5310-00-619-1148	85	43
			99	7
			105	25
			105	33
			105	39
			105	44
			105	50
			105	56
			105	64
			105	70
			105	76
			105	82
			105	88
			105	94
			111	3
			117	18
			117	28
			117	33
			117	41
			117	47
			117	53
			117	59
			117	66
			117	72
			122	12
			122	26
			122	33
			122	38
			122	46
			127	18
			129	15
			129	23

## NATIONAL STOCK NUMBER AND PART NUMBER INDEX

FSCM	PART NUMBER	PART NUMBER INDEX STOCK NUMBER	FIG.	ITEM			
06424	0770-9	5310-00-619-1148	129	30			
			144	13			
			144	17			
			154	32			
			144	11			
58257	10-506-317	5330-01-183-1289	144	11			
94375	101-B-1802	5935-00-177-2794	114	4			
			115	1			
70628	1010J2-100	5970-00-687-0302	105	2			
70628	1010J3-100	5970-00-687-0301	105	11			
06540	10235-SS-0832-0		154	44			
08719	10620AEL-2	5930-01-179-7094	153	6			
97499	120-050-6	6130-00-931-4756	84	62			
			86	26			
			88	6			
			89	10			
			90	10			
			19	18			
			84	38			
			86	29			
			88	20			
			89	21			
97499	120-052-8		90	37			
97499	120-055-1-20	6150-00-932-1205	84	27			
			86	15			
			88	50			
			88	32			
13499	124-3003-099	5365-00-662-3098	1	32			
			2	14			
			3	7			
			4	8			
			5	10			
			6	3			
			10	32			
			11	53			
			12	113			
			13	37			
			14	50			
			17	54			
			18	20			
			19	31			
			21	21			
			27	73			
			28	73			
			30	35			
			31	22			
			33	33			
			84	56			
			13499	124-3003-101	5365-00-662-3100	8	32
						10	10
11	31						
12	34						
14	47						

## NATIONAL STOCK NUMBER AND PART NUMBER INDEX

FSCM	PART NUMBER	PART NUMBER INDEX STOCK NUMBER	FIG.	ITEM
13499	124-3003-101	5365-00-662-3100	15	19
			16	63
			17	33
			18	64
			19	39
			21	17
			83	8
			87	15
			90	78
			91	35
			13499	124-3003-103
11	36			
12	43			
13	15			
14	17			
16	30			
17	41			
18	36			
19	43			
22	20			
32	7			
54	36			
59	35			
64	36			
105	96			
160	40			
160	93			
35351	124623-01-14	6615-00-933-6037	82	12
97499	130-001-23		26	47
35351	136703-01-02	6610-00-066-9353	82	37
82877	14015		5340-00-984-6629	148
96182	141-10450-045	6615-00-168-0392	46	9
35351	148956-01		82	18
11556	1538-8547-4		134	4
11556	1538-8547-5		132	4
11556	1538-8547-6		133	4
97499	1560-EG-035-1		135	4
			42	15
			47	10
			52	11
			57	14
			62	14
			57	16
97499	1560-EG-035-2		62	16
			62	16
97499	1560-EG-035-3		42	24
			47	18
			52	19
			57	20
			62	20
97499	1560-EG-035-4		42	25
			47	19

## NATIONAL STOCK NUMBER AND PART NUMBER INDEX

FSCM	PART NUMBER	PART NUMBER INDEX STOCK NUMBER	FIG.	ITEM
97499	1560-EG-035-4		52	20
			57	11
			62	11
97499	1560-EGS-035-2		42	16
			47	11
			52	12
97499	1560-UH1-653		51	26
			67	28
			74	25
81996	1560-UH1-804		116	7
81996	1560-UH1-805		116	5
			33A	18
			117	8
81996	1560-UH1-821-13		119	2
81996	1560-UH1-821-7		117	11
81996	1560-UH1-821-8		116	14
81996	1560-UH1-826		116	13
81996	1560-UH1-829-1		33C	2
81996	1560-UH1-886		33C	14
81996	1560-UH1-887		121	14
81996	1560-UH1-892-1		121	5
81996	1560-UH1-892-2		122	4
81996	1560-UH1-898		125	2
81996	1560-UH1-902-1		126	2
81996	1560-UH1-902-2		125	3
81996	1560-UH1-902-3		126	3
81996	1560-UH1-909		121	8
81996	1560-UH1-909		121	8
81996	1560-UH1-910		121	4
81996	1560-UH1-911		122	9
74868	16750	5935-01-173-7290	148M	3
78022	17-615-00-406	5320-00-117-6817	160	35
00781	17880		81	6
			85	40
			23	21
00781	18744	5330-00-705-5920	24	67
			15	46
			20	40
66503	188138		22	44
			27	13
			28	12
			29	68
			84	54
			86	44
			88	37
			89	38
			91	61
			33A	32
			23	14
			24	62
			80070	20-032-1
3	8			

## NATIONAL STOCK NUMBER AND PART NUMBER INDEX

FSCM	PART NUMBER	PART NUMBER INDEX STOCK NUMBER	FIG.	ITEM
80070	20-032-1	1660-00-073-6596	5	28
			6	28
			8	10
			10	7
			10	42
			11	32
			12	18
			14	6
			15	16
			16	14
			17	4
			18	16
			19	05
			20	45
			21	5
			22	3
			25	7
			26	14
			29	27
			32	10
			33	11
44	38			
49	28			
84	59			
86	32			
87	4			
88	26			
89	24			
90	28			
91	5			
97499	20-077-6A2C		160	87
97499	204-031-251-1		15	63
97499	204-060-956-1	1560-00-701-9889	20	36
			24	58
			25	63
97499	204-070-133-1		26	58
			1	14
			2	19
97499	204-075-143-7		7	34
97499	204-075-162-25		82	35
97499	204-075-162-67		82	34
97499	204-075-162-75		82	39
97499	204-075-162-81		47	36
97499	204-075-197-117		82	36
97499	204-075-197-121		82	39
97499	204-075-197-169		62	1
			68	1
			75	1
97499	204-075-197-175		52	1
			57	1
97499	204-075-197-193		62	3

## NATIONAL STOCK NUMBER AND PART NUMBER INDEX

FSCM	PART NUMBER	PART NUMBER INDEX STOCK NUMBER	FIG.	ITEM
97499	204-075-197-193		68	3
			75	3
97499	204-075-197-41		82	21
97499	204-075-197-77		42	2
			47	2
			52	2
			57	2
			62	2
			68	2
			75	2
97499	204-075-197-83		42	1
97499	204-075-197-85		42	9
			47	8
			52	9
			57	9
			62	9
			68	7
			75	10
97499	204-075-197-87		42	3
			47	3
			52	3
			57	3
97499	204-075-197-88		47	1
97499	204-075-230-5	6150-00-225-0269	160	88
97499	204-075-266-1	1560-00-939-7622	41	8
			46	4
			51	10
			66	10
			67	9
			74	7
97499	204-075-266-25		41	20
			46	6
			51	15
			66	25
97499	204-075-266-29		56	11
			67	16
			74	17
97499	204-075-266-37	1560-00-994-5646	34	13
			41	28
			46	16
			51	13
			61	20
			66	23
			67	25
			74	22
97499	204-075-266-41	1560-00-994-5647	34	11
			41	11
			46	27
			66	13
			67	14
			74	15

## NATIONAL STOCK NUMBER AND PART NUMBER INDEX

FSCM	PART NUMBER	PART NUMBER INDEX STOCK NUMBER	FIG.	ITEM
97499	204-075-266-49		34	23
			66	36
97499	204-075-266-53	5826-00-400-7271	51	25
			67	27
			74	24
97499	204-075-266-9		34	21
			41	6
			46	12
			51	4
			61	11
			66	15
97499	204-075-269-171		57	38
97499	204-075-299-1	5821-00-757-2025	36	18
97499	204-075-333-11		34	14
			41	16
97499	204-075-333-15	5821-00-078-4794	34	15
97499	204-075-333-23		41	18
97499	204-075-333-25	5821-00-078-4793	41	27
97499	204-075-333-3		34	16
			41	19
97499	204-075-333-37		41	17
97499	204-075-333-5		34	20
			41	26
97499	204-075-339-1		57	5
			75	7
97499	204-075-342-1		81	28
97499	204-075-342-11		80	26
97499	204-075-342-13		23	6
			37	3
97499	204-075-342-15		37	2
97499	204-075-342-19		37	27
97499	204-075-342-27		83	46
97499	204-075-342-29		83	42
97499	204-075-342-3		80	28
97499	204-075-342-33		1	58
			2	55
			3	50
97499	204-075-342-35		37	1
97499	204-075-342-37		13	76
			15	58
			20	34
			22	50
			28	4
97499	204-075-342-41		80	8
97499	204-075-342-45		37	4
97499	204-075-342-53		83	26
97499	204-075-342-57		29	61
97499	204-075-342-59		37	25
97499	204-075-342-61		37	26
97499	204-075-342-67		80	12
97499	204-075-342-7		83	32



## NATIONAL STOCK NUMBER AND PART NUMBER INDEX

FSCM	PART NUMBER	PART NUMBER INDEX STOCK NUMBER	FIG.	ITEM
97499	204-075-342-71		81	31
97499	204-075-342-73		81	38
97499	204-075-342-75		81	3
97499	204-075-342-77		37	28
97499	204-075-342-79		37	30
97499	204-075-342-83		83	33
97499	204-075-342-85		37	29
97499	204-075-342-87		81	39
97499	204-075-342-95		80	35
97499	204-075-345-5		7	55
97499	204-075-349-3		38	25
97499	204-075-350-5	5821-00-736-1439	83	34
			84	3
97499	204-075-359-1		81	20
97499	204-075-360-3		66	19
97499	204-075-361-141		81	19
97499	204-075-362-29		82	33
97499	204-075-363-3	5945-00-078-4792	83	2
			84	63
			86	20
97499	204-075-366-1		34	17
97499	204-075-369-1		62	36
			80	28
97499	204-075-369-101		80	35
97499	204-075-369-105		80	12
			85	32
97499	204-075-369-107		81	32
			85	5
97499	204-075-369-109		82	32
97499	204-075-369-111		81	7
97499	204-075-369-113		84	17
97499	204-075-369-121		4	60
			5	49
			6	39
97499	204-075-369-127		84	28
			86	12
			88	14
97499	204-075-369-131		81	18
			85	20
97499	204-075-369-133		42	41
97499	204-075-369-135		80	28
			85	24
97499	204-075-369-137		42	6
97499	204-075-369-139		42	4
97499	204-075-369-141		85	22
97499	204-075-369-159		81	13
97499	204-075-369-165		47	4
			52	4
			57	4
			62	4
97499	204-075-369-167		47	6

## NATIONAL STOCK NUMBER AND PART NUMBER INDEX

FSCM	PART NUMBER	PART NUMBER INDEX STOCK NUMBER	FIG.	ITEM		
97499	204-075-369-167		52	7		
			57	7		
			62	7		
			68	8		
			75	8		
97499	204-075-369-171		47	39		
			52	38		
97499	204-075-369-173		23	6		
			24	73		
			25	71		
			26	73		
			42	8		
			47	5		
			52	6		
			57	6		
			62	6		
			68	5		
			75	6		
		97499	204-075-369-175		85	21
		97499	204-075-369-177		42	42
	47			38		
	52			39		
	57			37		
	68			26		
	75			31		
97499	204-075-369-179		84	25		
			86	10		
			88	11		
			89	16		
			90	22		
			91	25		
97499	204-075-369-181		4	40		
			5	75		
97499	204-075-369-204		75	9		
97499	204-075-369-205		57	8		
			62	8		
			68	6		
			57	40		
97499	204-075-369-207		62	38		
			68	28		
			75	33		
			86	41		
			88	4		
97499	204-075-369-209		89	7		
			90	21		
			91	22		
			85	26		
			88	10		
97499	204-075-369-211		89	15		
97499	204-075-369-235		90	23		
			91	18		

## NATIONAL STOCK NUMBER AND PART NUMBER INDEX

FSCM	PART NUMBER	PART NUMBER INDEX STOCK NUMBER	FIG.	ITEM
97499	204-075-369-237		62	37
			68	27
			75	32
97499	204-075-369-239		87	19
97499	204-075-369-3		80	26
97499	204-075-369-317		75	5
97499	204-075-369-319		75	11
97499	204-075-369-321		75	14
97499	204-075-369-323		75	12
97499	204-075-369-325		75	13
97499	204-075-369-327		89	17
			90	24
			91	23
97499	204-075-369-329		89	29
			90	42
			91	21
97499	204-075-369-331		6	64
97499	204-075-369-337		90	5
			91	24
97499	204-075-369-339		68	29
			75	34
97499	204-075-369-39		42	5
97499	204-075-369-401		68	4
			75	4
94799	204-075-369-403		85	24
97499	204-075-369-49		42	7
			47	7
			52	8
97499	204-075-369-5		80	8
97499	204-075-369-65		42	44
			52	41
97499	204-075-369-7		81	37
97499	204-075-369-81		42	45
			47	41
			52	42
			57	41
			62	39
97499	204-075-369-85		42	43
			52	40
			57	39
97499	204-075-369-89		84	18
97499	204-075-369-93		84	16
			86	11
97499	204-075-369-95		84	26
			86	9
97499	204-075-369-99		84	14
97499	204-075-379-1	1680-00-969-4645	43	26
97499	204-075-394-7		46	19
97499	204-075-395-1		48	22
97499	204-075-398-1		53	18
			58	8

## NATIONAL STOCK NUMBER AND PART NUMBER INDEX

FSCM	PART NUMBER	PART NUMBER INDEX STOCK NUMBER	FIG.	ITEM
97499	204-075-398-1		63	10
			69	22
			77	20
97499	204-075-399-17	5826-00-118-1986	98	5
97499	204-075-502-1		41	22
97499	204-075-513-1		41	23
97499	204-075-548-1	5975-00-869-2361	46	20
			51	19
			56	16
			61	13
			66	17
			67	20
			46	21
97499	204-075-548-3		51	20
			56	17
			61	14
			66	18
			67	21
97499	204-075-549-1		46	18
			51	18
			56	15
			61	16
			66	20
			67	19
			56	2
97499	204-075-705-29	1680-00-903-4378	34	26
97499	204-075-708-1		34	29
97499	204-075-709-1		34	31
97499	204-075-710-1		41	35
			51	31
			66	31
			36	14
			36	17
			35	15
			8	103
97499	204-075-730-1		10	53
97499	204-075-731-1	5355-00-007-6423	11	75
97499	204-075-733-1	5821-00-757-2027	15	30
97499	205-075-133-1		18	19
			21	23
			80	33
			85	35
			83	3
			84	32
			86	21
97499	205-075-136-7		46	10
97499	205-075-136-9		12	75
97499	205-075-205-3		14	89
			7	56
			8	112
			10	62
97499	205-075-236-1		14	89
97499	205-075-325-1	5826-00-740-5100	7	56
			8	112
			10	62

## NATIONAL STOCK NUMBER AND PART NUMBER INDEX

FSCM	PART NUMBER	PART NUMBER INDEX STOCK NUMBER	FIG.	ITEM
97499	205-075-325-1	5826-00-740-5100	11	177
			13	70
			15	14
			20	17
			22	41
			23	22
97499	205-075-329-1	5985-00-007-7665	24	69
			23	11
97499	205-075-329-3		24	68
			23	4
97499	205-075-331-1		47	37
			52	5
			62	5
			68	9
			25	58
97499	205-075-345-1	5821-00-933-3747	51	17
			56	14
			61	15
			67	18
			67	22
			85	12
			47	40
			74	18
			99	9
			127	3
			90	57
			91	52
			160	27
			154	19
81349	26TB12	5940-00-818-8903	83	27
			84	11
			83	31A
00781	26680	5826-00-757-2020	84	6A
			154	15
00781	29295-0000	5340-00-930-8217	33C	11
			83	29
00799	320861		84	5
			38	6
55972	3571320-2001		83	9
			12	76
00781	36250-0000	5826-00-119-3011	14	90
			24	56
80205	43DD1-32	5365-00-302-8099	25	61
			26	56
			44	16
			154	27
			154	43
80205	43DD3-10	5365-00-337-2848	154	17
			154	16
			148	59
			148	62
			154	16
71286	5S5-5	5325-00-594-5795	44	16
			154	27
57958	5065683-7		154	43
			154	17
57958	5065880-1	5821-01-161-3922	154	16
			154	16
57958	5065893-1		148	59
			148	62
57958	5065894-1		148	59
			148	62
57958	5066174		148	59
			148	62
57958	5066176		148	59
			148	62

## NATIONAL STOCK NUMBER AND PART NUMBER INDEX

FSCM	PART NUMBER	PART NUMBER INDEX STOCK NUMBER	FIG.	ITEM
57958	5066178		148	61
57958	5066180		148	60
57958	5066182		148	57
57958	5066184		148	58
57958	5066186		148	53
57958	5066188		148	55
57958	5066190		148	52
57958	5066192		148	51
57958	5066194		148	54
57958	5066231-1		148	50
57958	5066231-2		148	56
57958	5066242		154	18
13499	5220125-005		34	28
94033	588D205-12	5935-00-724-7159	118	4
29372	604-D4-74-70	5325-01-182-3540	148	46
80058	614U6		46	7
			56	13
56232	617908	6615-00-531-2501	83	45
			84	20
			86	5
13499	622-4169-001	5826-01-063-8017	91E	12
56232	653278	6605-00-487-4769	83	1
			84	15
			86	4
97499	70-005-1	5340-00-178-7963	23	28
			24	26
			25	36
			26	46
94375	7128-1	5935-01-179-4695	107	1
			109	1
			110	1
			114	1
98749	7136029	5935-00-931-6831	16	71
94222	72-1-832-13	5340-00-406-5302	15	79
			22	69
99251	762938-1	5310-00-208-4736	33C	5
18876	8022653	5365-00-294-0580	15	67
			17	43
			18	38
			19	46
			21	18
			22	19
			27	22
			28	25
			29	78
			30	59
			31	44
			33	34
			49	25
			50	28
			54	30

## NATIONAL STOCK NUMBER AND PART NUMBER INDEX

FSCM	PART NUMBER	PART NUMBER INDEX STOCK NUMBER	FIG.	ITEM			
18876	8022653	5365-00-294-0580	59	29			
			60	32			
			64	29			
			65	37			
			70	24			
			71	29			
			72	22			
			73	41			
			78	48			
			79	37			
			90	31			
			74868	80775	5935-00-892-9365	171	1
			18876	8168041	5365-00-684-2093	3	68
4	43						
5	58						
6	49						
12	64						
15	21						
18	40						
21	90						
22	7						
24	39						
25	49						
27	42						
28	22						
29	57						
30	51						
54	43						
59	42						
64	44						
70	31						
72	48						
83	23						
18876	8169148	5365-00-662-8788	22	12			
18876	8521063	5340-00-721-8182	8	52			
			54	37			
			59	36			
			64	37			
			70	27			
			72	34			
			78	21			
			160	36			
			81996	8800MS25226-2-20	6150-00-686-5100	86	50
						88	47
			89	49			
			90	75			
65597	88249		87	12			
88769	91921002	5310-00-057-0573	154	1			





By Order of the Secretary of the Army:

JOHN A. WICKHAM JR.  
*General, United States Army*  
*Chief of Staff*

Official:

DONALD J. DELANDRO  
*Brigadier General, United States Army*  
*The Adjutant General*

**DISTRIBUTION:**

To be distributed in accordance with DA Form 12-31A, AVUM requirements for EH-1X Helicopter, Electronic Equipment Configuration; UH-1D Helicopter, Electronic Equipment Configuration; UH-1H Helicopter, Electronic Equipment Configuration and UH-1V Helicopter, Electronic Equipment Configuration.

☆ U.S. GOVERNMENT PRINTING OFFICE : 1994 O - 300-421 (PO. 82575)



RECOMMENDED CHANGES TO EQUIPMENT TECHNICAL PUBLICATIONS



THEN... JOT DOWN THE DOPE ABOUT IT ON THIS FORM. CAREFULLY TEAR IT OUT. FOLD IT AND DROP IT IN THE MAIL!

SOMETHING WRONG WITH THIS PUBLICATION?

FROM (PRINT YOUR UNIT'S COMPLETE ADDRESS)  
 Commander  
 Stateside Army Depot  
 ATTN: AMSTA-US  
 Stateside, N.J. 07703-5007

DATE SENT  
 10 July 1975

PUBLICATION NUMBER TM 11-5840-340-20P	PUBLICATION DATE 23 Jan 78	PUBLICATION TITLE Radar Set AN/PRC-76
--	-------------------------------	--

BE EXACT PIN-POINT WHERE IT IS				IN THIS SPACE TELL WHAT IS WRONG AND WHAT SHOULD BE DONE ABOUT IT:
PAGE NO	PARA-GRAPH	FIGURE NO	TABLE NO	
33				For item 2, change the NSN to read: 5835-00-134-9186. Reason: Accuracy.
44		19		Identify the cover on the junction box (item no. 5). Reason: It is a separate item and is not called out on figure 19.
45				Add the cover of the junction box as an item in the listing for figure 19. Reason: Same as above

S  
A  
M  
P  
L  
E

PRINTED NAME GRADE OR TITLE AND TELEPHONE NUMBER  
 SSG I. M. DeSpirt of 999-1776

SIGN HERE

TEAR ALONG PERFORATED LINE

FILL IN YOUR  
UNIT'S ADDRESS

FOLD BACK

DEPARTMENT OF THE ARMY

OFFICIAL BUSINESS

**SAMPLE**

Commander  
US Army Communications-Electronics  
Command and Fort Monmouth  
ATTN: AMSEL-ME-MP  
Fort Monmouth, NJ 07703-5007

TEAR ALONG PERFORATED LINE



FILL IN YOUR  
UNIT'S ADDRESS

FOLD BACK


DEPARTMENT OF THE ARMY

OFFICIAL BUSINESS

Commander  
US Army Communications-Electronics  
Command and Fort Monmouth  
ATTN: AMSEL-ME-MP  
Fort Monmouth, NJ 07703-5007

TEAR ALONG PERFORATED LINE

RECOMMENDED CHANGES TO EQUIPMENT TECHNICAL PUBLICATIONS



THEN...JOT DOWN THE DOPE ABOUT IT ON THIS FORM. CAREFULLY TEAR IT OUT, FOLD IT AND DROP IT IN THE MAIL.

**SOMETHING WRONG WITH THIS PUBLICATION?**

FROM: (PRINT YOUR UNIT'S COMPLETE ADDRESS)

DATE SENT

PUBLICATION NUMBER  
TM 11-1520-210-20P

PUBLICATION DATE  
17 May 1985

PUBLICATION TITLE Elect Equip Config  
Army Models UH-1D,UH-1H,UH-1V,  
and EH-1X

BE EXACT PIN-POINT WHERE IT IS

PAGE NO.	PARA-GRAPH	FIGURE NO.	TABLE NO.
----------	------------	------------	-----------

IN THIS SPACE TELL WHAT IS WRONG AND WHAT SHOULD BE DONE ABOUT IT:

U-68 UONG H RIORAID LINE

PRINTED NAME GRADE OR TITLE AND TELEPHONE NUMBER

SIGN HERE

DA FORM 2028-2  
1 JUL 79

PREVIOUS EDITIONS  
ARE OBSOLETE

P.S.--IF YOUR OUTFIT WANTS TO KNOW ABOUT YOUR RECOMMENDATION MAKE A CARBON COPE OF THIS AND GIVE IT TO YOUR HEADQUARTERS.

FILL IN YOUR  
UNIT'S ADDRESS

FOLD BACK

DEPARTMENT OF THE ARMY

OFFICIAL BUSINESS

Commander  
US Army Communications-Electronics  
Command and Fort Monmouth  
ATTN: AMSEL-ME-MP  
Fort Monmouth, NJ 07703-5007

TEAR ALONG PERFORATED LINE





FILL IN YOUR  
UNIT'S ADDRESS

FOLD BACK

DEPARTMENT OF THE ARMY

OFFICIAL BUSINESS

Commander  
US Army Communications-Electronics  
Command and Fort Monmouth  
ATTN: AMSEL-ME-MP  
Fort Monmouth, NJ 07703-5007

TEAR ALONG PERFORATED LINE



